TUV SUD Limited Digitally signed by TUV SUD Limited Date: 2024.12.20 16:24:01 Z

Test Configuration			
Frequency Range:	5.150-5.250 GHz	Band:	U-NII-1
Limit Clause(s):		Test Method(s):	C63.10 6.9.3 C63.10 12.5.2
Additional Reference(s):	-		

DUT Configuration			
Mode:	802.11n HT20	Duty Cycle (%):	-
Modulation Coding Scheme:	MCS10	DCCF (dB):	-
Antenna Configuration:	MIMO SDM	Peak Antenna Gain (dBi):	-
Active Port(s):	A+B (Core 0 + Core 1)	Active Chain(s):	0+1

Test Frequency (MHz)	99% Bandwidth (MHz)				Limit (kHz)
	A	B	C	D	
5180	17.760	17.820	-	-	-
5220	17.700	17.700	-	-	-
5240	17.640	17.700	-	-	-

Table 174 - 99% Bandwidth Results

Test Configuration			
Frequency Range:	5.150-5.250 GHz	Band:	U-NII-1
Limit Clause(s):		Test Method(s):	C63.10 6.9.3 C63.10 12.5.2
Additional Reference(s):	-		

DUT Configuration			
Mode:	802.11n HT40	Duty Cycle (%):	-
Modulation Coding Scheme:	MCS10	DCCF (dB):	-
Antenna Configuration:	MIMO SDM	Peak Antenna Gain (dBi):	-
Active Port(s):	A+B (Core 0 + Core 1)	Active Chain(s):	0+1

Test Frequency (MHz)	99% Bandwidth (MHz)				Limit (kHz)
	A	B	C	D	
5190	36.600	36.600	-	-	-
5230	36.480	36.300	-	-	-

Table 175 - 99% Bandwidth Results

Test Configuration			
Frequency Range:	5.150-5.250 GHz	Band:	U-NII-1
Limit Clause(s):		Test Method(s):	C63.10 6.9.3 C63.10 12.5.2
Additional Reference(s):	-		

DUT Configuration			
Mode:	802.11ac VHT80	Duty Cycle (%):	-
Modulation Coding Scheme:	MCS2x2	DCCF (dB):	-
Antenna Configuration:	MIMO SDM	Peak Antenna Gain (dBi):	-
Active Port(s):	A+B (Core 0 + Core 1)	Active Chain(s):	0+1

Test Frequency (MHz)	99% Bandwidth (MHz)				Limit (kHz)
	A	B	C	D	
5210	75.900	75.460	-	-	-

Table 176 - 99% Bandwidth Results

Test Configuration			
Frequency Range:	5.150-5.250 GHz	Band:	U-NII-1
Limit Clause(s):		Test Method(s):	C63.10 6.9.3 C63.10 12.5.2
Additional Reference(s):	-		

DUT Configuration			
Mode:	802.11ac VHT160	Duty Cycle (%):	-
Modulation Coding Scheme:	MCS2x2	DCCF (dB):	-
Antenna Configuration:	MIMO SDM	Peak Antenna Gain (dBi):	-
Active Port(s):	A+B (Core 0 + Core 1)	Active Chain(s):	0+1

Test Frequency (MHz)	99% Bandwidth (MHz)				Limit (kHz)
	A	B	C	D	
5250	76.860	76.860	-	-	-

Table 177 - 99% Bandwidth Results

Test Configuration			
Frequency Range:	5.150-5.250 GHz	Band:	U-NII-1
Limit Clause(s):		Test Method(s):	C63.10 6.9.3 C63.10 12.5.2
Additional Reference(s):	-		

DUT Configuration			
Mode:	802.11ax HE20 SU	Duty Cycle (%):	-
Modulation Coding Scheme:	MCS2x2	DCCF (dB):	-
Antenna Configuration:	MIMO SDM	Peak Antenna Gain (dBi):	-
Active Port(s):	A+B (Core 0 + Core 1)	Active Chain(s):	0+1

Test Frequency (MHz)	99% Bandwidth (MHz)				Limit (kHz)
	A	B	C	D	
5180	19.020	18.960	-	-	-
5220	18.900	18.900	-	-	-
5240	18.900	18.960	-	-	-

Table 178 - 99% Bandwidth Results

Test Configuration			
Frequency Range:	5.150-5.250 GHz	Band:	U-NII-1
Limit Clause(s):		Test Method(s):	C63.10 6.9.3 C63.10 12.5.2
Additional Reference(s):	-		

DUT Configuration			
Mode:	802.11ax HE40 SU	Duty Cycle (%):	-
Modulation Coding Scheme:	MCS2x2	DCCF (dB):	-
Antenna Configuration:	MIMO SDM	Peak Antenna Gain (dBi):	-
Active Port(s):	A+B (Core 0 + Core 1)	Active Chain(s):	0+1

Test Frequency (MHz)	99% Bandwidth (MHz)				Limit (kHz)
	A	B	C	D	
5190	37.920	37.920	-	-	-
5230	37.800	37.800	-	-	-

Table 179 - 99% Bandwidth Results

Test Configuration			
Frequency Range:	5.150-5.250 GHz	Band:	U-NII-1
Limit Clause(s):		Test Method(s):	C63.10 6.9.3 C63.10 12.5.2
Additional Reference(s):	-		

DUT Configuration			
Mode:	802.11ax HE80 SU	Duty Cycle (%):	-
Modulation Coding Scheme:	MCS2x2	DCCF (dB):	-
Antenna Configuration:	MIMO SDM	Peak Antenna Gain (dBi):	-
Active Port(s):	A+B (Core 0 + Core 1)	Active Chain(s):	0+1

Test Frequency (MHz)	99% Bandwidth (MHz)				Limit (kHz)
	A	B	C	D	
5210	77.000	76.780	-	-	-

Table 180 - 99% Bandwidth Results

Test Configuration			
Frequency Range:	5.150-5.250 GHz	Band:	U-NII-1
Limit Clause(s):		Test Method(s):	C63.10 6.9.3 C63.10 12.5.2
Additional Reference(s):	-		

DUT Configuration			
Mode:	802.11ax HE160 SU	Duty Cycle (%):	-
Modulation Coding Scheme:	MCS2x2	DCCF (dB):	-
Antenna Configuration:	MIMO SDM	Peak Antenna Gain (dBi):	-
Active Port(s):	A+B (Core 0 + Core 1)	Active Chain(s):	0+1

Test Frequency (MHz)	99% Bandwidth (MHz)				Limit (kHz)
	A	B	C	D	
5250	77.700	77.700	-	-	-

Table 181 - 99% Bandwidth Results

Test Configuration			
Frequency Range:	5.250-5.350 GHz	Band:	U-NII-2A
Limit Clause(s):		Test Method(s):	C63.10 6.9.3 C63.10 12.5.2
Additional Reference(s):	-		

DUT Configuration			
Mode:	802.11n HT20	Duty Cycle (%):	-
Modulation Coding Scheme:	MCS10	DCCF (dB):	-
Antenna Configuration:	MIMO SDM	Peak Antenna Gain (dBi):	-
Active Port(s):	A+B (Core 0 + Core 1)	Active Chain(s):	0+1

Test Frequency (MHz)	26 dB Bandwidth (MHz)				Limit (kHz)
	A	B	C	D	
5260	21.000	21.120	-	-	-
5300	21.000	21.000	-	-	-
5320	22.320	22.080	-	-	-

Table 182 - 26 dB Bandwidth Results

Test Frequency (MHz)	99% Bandwidth (MHz)				Limit (kHz)
	A	B	C	D	
5260	17.700	17.700	-	-	-
5300	17.700	17.700	-	-	-
5320	17.820	17.820	-	-	-

Table 183 - 99% Bandwidth Results

Test Configuration			
Frequency Range:	5.250-5.350 GHz	Band:	U-NII-2A
Limit Clause(s):		Test Method(s):	C63.10 6.9.3 C63.10 12.5.2
Additional Reference(s):	-		

DUT Configuration			
Mode:	802.11n HT40	Duty Cycle (%):	-
Modulation Coding Scheme:	MCS10	DCCF (dB):	-
Antenna Configuration:	MIMO SDM	Peak Antenna Gain (dBi):	-
Active Port(s):	A+B (Core 0 + Core 1)	Active Chain(s):	0+1

Test Frequency (MHz)	26 dB Bandwidth (MHz)				Limit (kHz)
	A	B	C	D	
5270	41.280	41.400	-	-	-
5310	42.360	42.960	-	-	-

Table 184 - 26 dB Bandwidth Results

Test Frequency (MHz)	99% Bandwidth (MHz)				Limit (kHz)
	A	B	C	D	
5270	36.480	36.480	-	-	-
5310	36.480	36.480	-	-	-

Table 185 - 99% Bandwidth Results

Test Configuration			
Frequency Range:	5.250-5.350 GHz	Band:	U-NII-2A
Limit Clause(s):		Test Method(s):	C63.10 6.9.3 C63.10 12.5.2
Additional Reference(s):	-		

DUT Configuration			
Mode:	802.11ac VHT80	Duty Cycle (%):	-
Modulation Coding Scheme:	MCS2x2	DCCF (dB):	-
Antenna Configuration:	MIMO SDM	Peak Antenna Gain (dBi):	-
Active Port(s):	A+B (Core 0 + Core 1)	Active Chain(s):	0+1

Test Frequency (MHz)	26 dB Bandwidth (MHz)				Limit (kHz)
	A	B	C	D	
5290	85.800	85.140	-	-	-

Table 186 - 26 dB Bandwidth Results

Test Frequency (MHz)	99% Bandwidth (MHz)				Limit (kHz)
	A	B	C	D	
5290	75.680	75.680	-	-	-

Table 187 - 99% Bandwidth Results

Test Configuration			
Frequency Range:	5.250-5.350 GHz	Band:	U-NII-2A
Limit Clause(s):		Test Method(s):	C63.10 6.9.3 C63.10 12.5.2
Additional Reference(s):	-		

DUT Configuration			
Mode:	802.11ac VHT160	Duty Cycle (%):	-
Modulation Coding Scheme:	MCS2x2	DCCF (dB):	-
Antenna Configuration:	MIMO SDM	Peak Antenna Gain (dBi):	-
Active Port(s):	A+B (Core 0 + Core 1)	Active Chain(s):	0+1

Test Frequency (MHz)	26 dB Bandwidth (MHz)				Limit (kHz)
	A	B	C	D	
5250	83.580	83.160	-	-	-

Table 188 - 26 dB Bandwidth Results

Test Configuration			
Frequency Range:	5.250-5.350 GHz	Band:	U-NII-2A
Limit Clause(s):		Test Method(s):	C63.10 6.9.3 C63.10 12.5.2
Additional Reference(s):	-		

DUT Configuration			
Mode:	802.11ac VHT160	Duty Cycle (%):	-
Modulation Coding Scheme:	MCS2x2	DCCF (dB):	-
Antenna Configuration:	MIMO SDM	Peak Antenna Gain (dBi):	-
Active Port(s):	A+B (Core 0 + Core 1)	Active Chain(s):	0+1

Test Frequency (MHz)	99% Bandwidth (MHz)				Limit (kHz)
	A	B	C	D	
5250	77.280	76.860	-	-	-

Table 189 - 99% Bandwidth Results

Test Configuration			
Frequency Range:	5.250-5.350 GHz	Band:	U-NII-2A
Limit Clause(s):		Test Method(s):	C63.10 6.9.3 C63.10 12.5.2
Additional Reference(s):	-		

DUT Configuration			
Mode:	802.11ax HE20 SU	Duty Cycle (%):	-
Modulation Coding Scheme:	MCS2x2	DCCF (dB):	-
Antenna Configuration:	MIMO SDM	Peak Antenna Gain (dBi):	-
Active Port(s):	A+B (Core 0 + Core 1)	Active Chain(s):	0+1

Test Frequency (MHz)	26 dB Bandwidth (MHz)				Limit (kHz)
	A	B	C	D	
5260	20.940	21.180	-	-	-
5300	21.060	21.180	-	-	-
5320	21.780	23.820	-	-	-

Table 190 - 26 dB Bandwidth Results

Test Frequency (MHz)	99% Bandwidth (MHz)				Limit (kHz)
	A	B	C	D	
5260	18.900	18.900	-	-	-
5300	18.960	18.900	-	-	-
5320	19.020	19.020	-	-	-

Table 191 - 99% Bandwidth Results

Test Configuration			
Frequency Range:	5.250-5.350 GHz	Band:	U-NII-2A
Limit Clause(s):		Test Method(s):	C63.10 6.9.3 C63.10 12.5.2
Additional Reference(s):	-		

DUT Configuration			
Mode:	802.11ax HE40 SU	Duty Cycle (%):	-
Modulation Coding Scheme:	MCS2x2	DCCF (dB):	-
Antenna Configuration:	MIMO SDM	Peak Antenna Gain (dBi):	-
Active Port(s):	A+B (Core 0 + Core 1)	Active Chain(s):	0+1

Test Frequency (MHz)	26 dB Bandwidth (MHz)				Limit (kHz)
	A	B	C	D	
5270	41.640	41.640	-	-	-
5310	43.560	43.080	-	-	-

Table 192 - 26 dB Bandwidth Results

Test Frequency (MHz)	99% Bandwidth (MHz)				Limit (kHz)
	A	B	C	D	
5270	37.800	37.800	-	-	-
5310	37.920	37.920	-	-	-

Table 193 - 99% Bandwidth Results

Test Configuration			
Frequency Range:	5.250-5.350 GHz	Band:	U-NII-2A
Limit Clause(s):		Test Method(s):	C63.10 6.9.3 C63.10 12.5.2
Additional Reference(s):	-		

DUT Configuration			
Mode:	802.11ax HE80 SU	Duty Cycle (%):	-
Modulation Coding Scheme:	MCS2x2	DCCF (dB):	-
Antenna Configuration:	MIMO SDM	Peak Antenna Gain (dBi):	-
Active Port(s):	A+B (Core 0 + Core 1)	Active Chain(s):	0+1

Test Frequency (MHz)	26 dB Bandwidth (MHz)				Limit (kHz)
	A	B	C	D	
5290	84.480	84.700	-	-	-

Table 194 - 26 dB Bandwidth Results

Test Frequency (MHz)	99% Bandwidth (MHz)				Limit (kHz)
	A	B	C	D	
5290	77.000	77.000	-	-	-

Table 195 - 99% Bandwidth Results

Test Configuration			
Frequency Range:	5.250-5.350 GHz	Band:	U-NII-2A
Limit Clause(s):		Test Method(s):	C63.10 6.9.3 C63.10 12.5.2
Additional Reference(s):	-		

DUT Configuration			
Mode:	802.11ax HE160 SU	Duty Cycle (%):	-
Modulation Coding Scheme:	MCS2x2	DCCF (dB):	-
Antenna Configuration:	MIMO SDM	Peak Antenna Gain (dBi):	-
Active Port(s):	A+B (Core 0 + Core 1)	Active Chain(s):	0+1

Test Frequency (MHz)	26 dB Bandwidth (MHz)				Limit (kHz)
	A	B	C	D	
5250	82.740	82.740	-	-	-

Table 196 - 26 dB Bandwidth Results

Test Configuration			
Frequency Range:	5.250-5.350 GHz	Band:	U-NII-2A
Limit Clause(s):		Test Method(s):	C63.10 6.9.3 C63.10 12.5.2
Additional Reference(s):	-		

DUT Configuration			
Mode:	802.11ax HE160 SU	Duty Cycle (%):	-
Modulation Coding Scheme:	MCS2x2	DCCF (dB):	-
Antenna Configuration:	MIMO SDM	Peak Antenna Gain (dBi):	-
Active Port(s):	A+B (Core 0 + Core 1)	Active Chain(s):	0+1

Test Frequency (MHz)	99% Bandwidth (MHz)				Limit (kHz)
	A	B	C	D	
5250	77.700	77.700	-	-	-

Table 197 - 99% Bandwidth Results

Test Configuration			
Frequency Range:	5.470-5.725 GHz	Band:	U-NII-2C
Limit Clause(s):		Test Method(s):	C63.10 6.9.3 C63.10 12.5.2
Additional Reference(s):	-		

DUT Configuration			
Mode:	802.11n HT20	Duty Cycle (%):	-
Modulation Coding Scheme:	MCS10	DCCF (dB):	-
Antenna Configuration:	MIMO SDM	Peak Antenna Gain (dBi):	-
Active Port(s):	A+B (Core 0 + Core 1)	Active Chain(s):	0+1

Test Frequency (MHz)	26 dB Bandwidth (MHz)				Limit (kHz)
	A	B	C	D	
5500	21.900	21.780	-	-	-
5580	21.000	20.940	-	-	-
5700	21.900	22.500	-	-	-
5720	15.500	15.560	-	-	-

Table 198 - 26 dB Bandwidth Results

Test Frequency (MHz)	99% Bandwidth (MHz)				Limit (kHz)
	A	B	C	D	
5500	17.820	17.820	-	-	-
5580	17.700	17.700	-	-	-
5700	17.820	17.760	-	-	-
5720	13.760	13.760	-	-	-

Table 199 - 99% Bandwidth Results

Test Configuration			
Frequency Range:	5.470-5.725 GHz	Band:	U-NII-2C
Limit Clause(s):		Test Method(s):	C63.10 6.9.3 C63.10 12.5.2
Additional Reference(s):	-		

DUT Configuration			
Mode:	802.11n HT40	Duty Cycle (%):	-
Modulation Coding Scheme:	MCS10	DCCF (dB):	-
Antenna Configuration:	MIMO SDM	Peak Antenna Gain (dBi):	-
Active Port(s):	A+B (Core 0 + Core 1)	Active Chain(s):	0+1

Test Frequency (MHz)	26 dB Bandwidth (MHz)				Limit (kHz)
	A	B	C	D	
5510	42.960	44.520	-	-	-
5550	41.400	41.400	-	-	-
5670	43.560	42.720	-	-	-
5710	35.520	35.640	-	-	-

Table 200 - 26 dB Bandwidth Results

Test Frequency (MHz)	99% Bandwidth (MHz)				Limit (kHz)
	A	B	C	D	
5510	36.600	36.480	-	-	-
5550	36.360	36.480	-	-	-
5670	36.600	36.480	-	-	-
5710	32.880	32.880	-	-	-

Table 201 - 99% Bandwidth Results

Test Configuration			
Frequency Range:	5.470-5.725 GHz	Band:	U-NII-2C
Limit Clause(s):		Test Method(s):	C63.10 6.9.3 C63.10 12.5.2
Additional Reference(s):	-		

DUT Configuration			
Mode:	802.11ac VHT80	Duty Cycle (%):	-
Modulation Coding Scheme:	MCS2x2	DCCF (dB):	-
Antenna Configuration:	MIMO SDM	Peak Antenna Gain (dBi):	-
Active Port(s):	A+B (Core 0 + Core 1)	Active Chain(s):	0+1

Test Frequency (MHz)	26 dB Bandwidth (MHz)				Limit (kHz)
	A	B	C	D	
5530	86.020	87.120	-	-	-
5610	86.240	84.260	-	-	-
5690	75.920	75.920	-	-	-

Table 202 - 26 dB Bandwidth Results

Test Frequency (MHz)	99% Bandwidth (MHz)				Limit (kHz)
	A	B	C	D	
5530	75.680	75.680	-	-	-
5610	75.900	75.680	-	-	-
5690	72.180	71.960	-	-	-

Table 203 - 99% Bandwidth Results

Test Configuration			
Frequency Range:	5.470-5.725 GHz	Band:	U-NII-2C
Limit Clause(s):		Test Method(s):	C63.10 6.9.3 C63.10 12.5.2
Additional Reference(s):	-		

DUT Configuration			
Mode:	802.11ac VHT160	Duty Cycle (%):	-
Modulation Coding Scheme:	MCS2x2	DCCF (dB):	-
Antenna Configuration:	MIMO SDM	Peak Antenna Gain (dBi):	-
Active Port(s):	A+B (Core 0 + Core 1)	Active Chain(s):	0+1

Test Frequency (MHz)	26 dB Bandwidth (MHz)				Limit (kHz)
	A	B	C	D	
5570	166.320	165.480	-	-	-

Table 204 - 26 dB Bandwidth Results

Test Frequency (MHz)	99% Bandwidth (MHz)				Limit (kHz)
	A	B	C	D	
5570	154.140	154.560	-	-	-

Table 205 - 99% Bandwidth Results

Test Configuration			
Frequency Range:	5.470-5.725 GHz	Band:	U-NII-2C
Limit Clause(s):		Test Method(s):	C63.10 6.9.3 C63.10 12.5.2
Additional Reference(s):	-		

DUT Configuration			
Mode:	802.11ax HE20 SU	Duty Cycle (%):	-
Modulation Coding Scheme:	MCS2x2	DCCF (dB):	-
Antenna Configuration:	MIMO SDM	Peak Antenna Gain (dBi):	-
Active Port(s):	A+B (Core 0 + Core 1)	Active Chain(s):	0+1

Test Frequency (MHz)	26 dB Bandwidth (MHz)				Limit (kHz)
	A	B	C	D	
5500	22.140	21.720	-	-	-
5580	21.000	21.060	-	-	-
5700	21.600	22.200	-	-	-
5720	15.560	15.440	-	-	-

Table 206 - 26 dB Bandwidth Results

Test Frequency (MHz)	99% Bandwidth (MHz)				Limit (kHz)
	A	B	C	D	
5500	19.020	18.960	-	-	-
5580	18.900	18.960	-	-	-
5700	19.020	19.020	-	-	-
5720	14.360	14.360	-	-	-

Table 207 - 99% Bandwidth Results

Test Configuration			
Frequency Range:	5.470-5.725 GHz	Band:	U-NII-2C
Limit Clause(s):		Test Method(s):	C63.10 6.9.3 C63.10 12.5.2
Additional Reference(s):	-		

DUT Configuration			
Mode:	802.11ax HE40 SU	Duty Cycle (%):	-
Modulation Coding Scheme:	MCS2x2	DCCF (dB):	-
Antenna Configuration:	MIMO SDM	Peak Antenna Gain (dBi):	-
Active Port(s):	A+B (Core 0 + Core 1)	Active Chain(s):	0+1

Test Frequency (MHz)	26 dB Bandwidth (MHz)				Limit (kHz)
	A	B	C	D	
5510	43.800	43.320	-	-	-
5550	41.640	41.520	-	-	-
5670	43.680	43.320	-	-	-
5710	35.760	35.880	-	-	-

Table 208 - 26 dB Bandwidth Results

Test Frequency (MHz)	99% Bandwidth (MHz)				Limit (kHz)
	A	B	C	D	
5510	37.920	37.920	-	-	-
5550	37.800	37.800	-	-	-
5670	37.920	37.920	-	-	-
5710	33.720	33.600	-	-	-

Table 209 - 99% Bandwidth Results

Test Configuration			
Frequency Range:	5.470-5.725 GHz	Band:	U-NII-2C
Limit Clause(s):		Test Method(s):	C63.10 6.9.3 C63.10 12.5.2
Additional Reference(s):	-		

DUT Configuration			
Mode:	802.11ax HE80 SU	Duty Cycle (%):	-
Modulation Coding Scheme:	MCS2x2	DCCF (dB):	-
Antenna Configuration:	MIMO SDM	Peak Antenna Gain (dBi):	-
Active Port(s):	A+B (Core 0 + Core 1)	Active Chain(s):	0+1

Test Frequency (MHz)	26 dB Bandwidth (MHz)				Limit (kHz)
	A	B	C	D	
5530	83.820	84.480	-	-	-
5610	84.700	84.040	-	-	-
5690	76.140	76.140	-	-	-

Table 210 - 26 dB Bandwidth Results

Test Frequency (MHz)	99% Bandwidth (MHz)				Limit (kHz)
	A	B	C	D	
5530	77.000	77.000	-	-	-
5610	77.000	77.000	-	-	-
5690	72.840	72.840	-	-	-

Table 211 - 99% Bandwidth Results

Test Configuration			
Frequency Range:	5.470-5.725 GHz	Band:	U-NII-2C
Limit Clause(s):		Test Method(s):	C63.10 6.9.3 C63.10 12.5.2
Additional Reference(s):	-		

DUT Configuration			
Mode:	802.11ax HE160 SU	Duty Cycle (%):	-
Modulation Coding Scheme:	MCS2x2	DCCF (dB):	-
Antenna Configuration:	MIMO SDM	Peak Antenna Gain (dBi):	-
Active Port(s):	A+B (Core 0 + Core 1)	Active Chain(s):	0+1

Test Frequency (MHz)	26 dB Bandwidth (MHz)				Limit (kHz)
	A	B	C	D	
5570	165.900	165.480	-	-	-

Table 212 - 26 dB Bandwidth Results

Test Frequency (MHz)	99% Bandwidth (MHz)				Limit (kHz)
	A	B	C	D	
5570	155.400	155.400	-	-	-

Table 213 - 99% Bandwidth Results

Test Configuration			
Frequency Range:	5.725-5.850 GHz	Band:	U-NII-3
Limit Clause(s):	15.407(e) RSS-247 6.2.4.1	Test Method(s):	C63.10 6.9.3 789033 D02 v02r01 II.C.2.
Additional Reference(s):	-		

DUT Configuration			
Mode:	802.11n HT20	Duty Cycle (%):	-
Modulation Coding Scheme:	MCS10	DCCF (dB):	-
Antenna Configuration:	MIMO SDM	Peak Antenna Gain (dBi):	-
Active Port(s):	A+B (Core 0 + Core 1)	Active Chain(s):	0+1

Test Frequency (MHz)	6 dB Bandwidth (MHz)				Limit (kHz)
	A	B	C	D	
5720	3.880	3.880	-	-	≥500.0
5745	17.340	17.220	-	-	≥500.0
5785	17.340	17.040	-	-	≥500.0
5825	17.040	16.800	-	-	≥500.0

Table 214 - 6 dB Bandwidth Results

Test Frequency (MHz)	99% Bandwidth (MHz)				Limit (kHz)
	A	B	C	D	
5720	4.180	4.180	-	-	-
5745	17.760	17.760	-	-	-
5785	17.700	17.700	-	-	-
5825	17.760	17.760	-	-	-

Table 215 - 99% Bandwidth Results

Test Configuration			
Frequency Range:	5.725-5.850 GHz	Band:	U-NII-3
Limit Clause(s):	15.407(e) RSS-247 6.2.4.1	Test Method(s):	C63.10 6.9.3 789033 D02 v02r01 II.C.2.
Additional Reference(s):	-		

DUT Configuration			
Mode:	802.11n HT40	Duty Cycle (%):	-
Modulation Coding Scheme:	MCS10	DCCF (dB):	-
Antenna Configuration:	MIMO SDM	Peak Antenna Gain (dBi):	-
Active Port(s):	A+B (Core 0 + Core 1)	Active Chain(s):	0+1

Test Frequency (MHz)	6 dB Bandwidth (MHz)				Limit (kHz)
	A	B	C	D	
5710	2.880	2.880	-	-	≥500.0
5755	35.640	35.400	-	-	≥500.0
5795	35.640	35.400	-	-	≥500.0

Table 216 - 6 dB Bandwidth Results

Test Frequency (MHz)	99% Bandwidth (MHz)				Limit (kHz)
	A	B	C	D	
5710	4.560	4.440	-	-	-
5755	36.480	36.480	-	-	-
5795	36.480	36.480	-	-	-

Table 217 - 99% Bandwidth Results

Test Configuration			
Frequency Range:	5.725-5.850 GHz	Band:	U-NII-3
Limit Clause(s):	15.407(e) RSS-247 6.2.4.1	Test Method(s):	C63.10 6.9.3 789033 D02 v02r01 II.C.2.
Additional Reference(s):	-		

DUT Configuration			
Mode:	802.11ac VHT80	Duty Cycle (%):	-
Modulation Coding Scheme:	MCS2x2	DCCF (dB):	-
Antenna Configuration:	MIMO SDM	Peak Antenna Gain (dBi):	-
Active Port(s):	A+B (Core 0 + Core 1)	Active Chain(s):	0+1

Test Frequency (MHz)	6 dB Bandwidth (MHz)				Limit (kHz)
	A	B	C	D	
5690	3.280	3.280	-	-	≥500.0
5775	75.680	75.680	-	-	≥500.0

Table 218 - 6 dB Bandwidth Results

Test Frequency (MHz)	99% Bandwidth (MHz)				Limit (kHz)
	A	B	C	D	
5690	6.360	5.480	-	-	-
5775	75.680	75.680	-	-	-

Table 219 - 99% Bandwidth Results

Test Configuration			
Frequency Range:	5.725-5.850 GHz	Band:	U-NII-3
Limit Clause(s):	15.407(e) RSS-247 6.2.4.1	Test Method(s):	C63.10 6.9.3 789033 D02 v02r01 II.C.2.
Additional Reference(s):	-		

DUT Configuration			
Mode:	802.11ax HE20 SU	Duty Cycle (%):	-
Modulation Coding Scheme:	MCS2x2	DCCF (dB):	-
Antenna Configuration:	MIMO SDM	Peak Antenna Gain (dBi):	-
Active Port(s):	A+B (Core 0 + Core 1)	Active Chain(s):	0+1

Test Frequency (MHz)	6 dB Bandwidth (MHz)				Limit (kHz)
	A	B	C	D	
5720	4.540	4.540	-	-	≥500.0
5745	19.140	18.900	-	-	≥500.0
5785	18.900	19.080	-	-	≥500.0
5825	19.020	18.960	-	-	≥500.0

Table 220 - 6 dB Bandwidth Results

Test Frequency (MHz)	99% Bandwidth (MHz)				Limit (kHz)
	A	B	C	D	
5720	4.660	4.600	-	-	-
5745	18.960	18.960	-	-	-
5785	18.960	18.960	-	-	-
5825	18.960	18.960	-	-	-

Table 221 - 99% Bandwidth Results

Test Configuration			
Frequency Range:	5.725-5.850 GHz	Band:	U-NII-3
Limit Clause(s):	15.407(e) RSS-247 6.2.4.1	Test Method(s):	C63.10 6.9.3 789033 D02 v02r01 II.C.2.
Additional Reference(s):	-		

DUT Configuration			
Mode:	802.11ax HE40 SU	Duty Cycle (%):	-
Modulation Coding Scheme:	MCS2x2	DCCF (dB):	-
Antenna Configuration:	MIMO SDM	Peak Antenna Gain (dBi):	-
Active Port(s):	A+B (Core 0 + Core 1)	Active Chain(s):	0+1

Test Frequency (MHz)	6 dB Bandwidth (MHz)				Limit (kHz)
	A	B	C	D	
5710	4.080	4.080	-	-	≥500.0
5755	37.920	37.560	-	-	≥500.0
5795	38.040	37.920	-	-	≥500.0

Table 222 - 6 dB Bandwidth Results

Test Frequency (MHz)	99% Bandwidth (MHz)				Limit (kHz)
	A	B	C	D	
5710	4.560	4.560	-	-	-
5755	37.800	37.920	-	-	-
5795	37.800	37.800	-	-	-

Table 223 - 99% Bandwidth Results

Test Configuration			
Frequency Range:	5.725-5.850 GHz	Band:	U-NII-3
Limit Clause(s):	15.407(e) RSS-247 6.2.4.1	Test Method(s):	C63.10 6.9.3 789033 D02 v02r01 II.C.2.
Additional Reference(s):	-		

DUT Configuration			
Mode:	802.11ax HE80 SU	Duty Cycle (%):	-
Modulation Coding Scheme:	MCS2x2	DCCF (dB):	-
Antenna Configuration:	MIMO SDM	Peak Antenna Gain (dBi):	-
Active Port(s):	A+B (Core 0 + Core 1)	Active Chain(s):	0+1

Test Frequency (MHz)	6 dB Bandwidth (MHz)				Limit (kHz)
	A	B	C	D	
5690	4.160	3.940	-	-	≥500.0
5775	77.440	77.000	-	-	≥500.0

Table 224 - 6 dB Bandwidth Results

Test Frequency (MHz)	99% Bandwidth (MHz)				Limit (kHz)
	A	B	C	D	
5690	5.260	5.040	-	-	-
5775	76.780	77.000	-	-	-

Table 225 - 99% Bandwidth Results

TxBF

Protocol	26 dB Bandwidth (MHz)	
	Minimum	Maximum
802.11ac VHT20	20.580	21.960
802.11ac VHT40	41.160	49.440
802.11ac VHT80	81.400	84.260

Table 226 - 26 dB Bandwidth Summary Results - TxBF

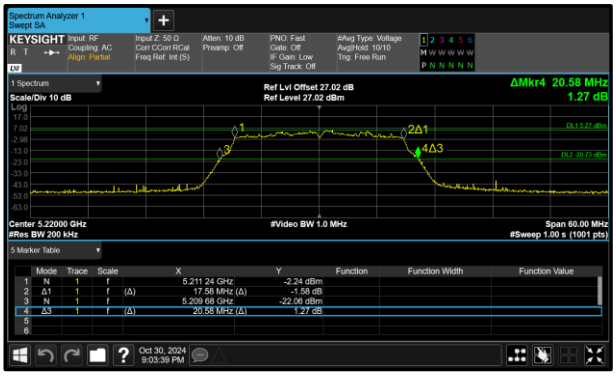

Figure 355 - 802.11ac VHT20 Minimum 26 dB EBW

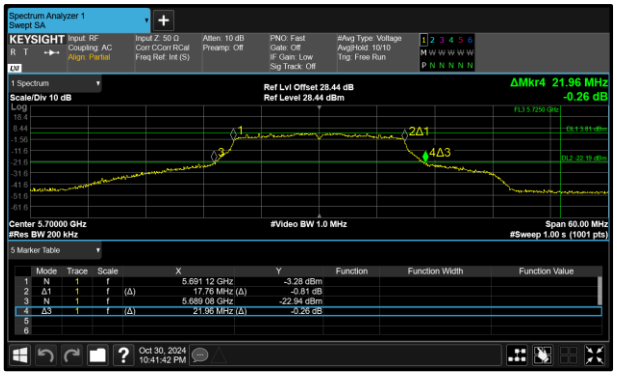

Figure 356 - 802.11ac VHT20 Maximum 26 dB EBW

Figure 357 - 802.11ac VHT40 Minimum 26 dB EBW

Figure 358 - 802.11ac VHT40 Maximum 26 dB EBW

Figure 359 - 802.11ac VHT80 Minimum 26 dB EBW

Figure 360 - 802.11ac VHT80 Maximum 26 dB EBW

Protocol	99% Bandwidth (MHz)	
	Minimum	Maximum
802.11ac VHT20	17.640	17.820
802.11ac VHT40	36.240	36.720
802.11ac VHT80	75.680	76.120

Table 227 - 99% Bandwidth Summary Results - TxBF

Figure 361 - 802.11ac VHT20 Minimum 99% OBW

Figure 362 - 802.11ac VHT20 Maximum 99% OBW

Figure 363 - 802.11ac VHT40 Minimum 99% OBW

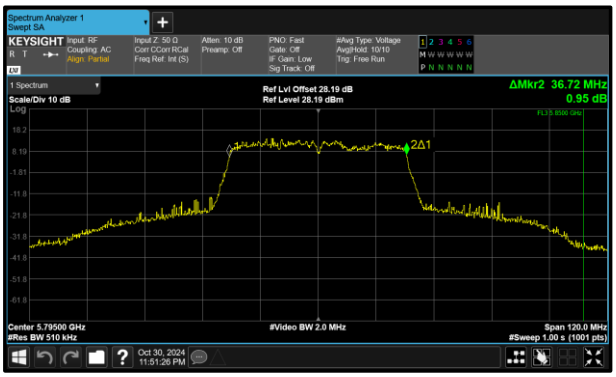

Figure 364 - 802.11ac VHT40 Maximum 99% OBW

Figure 365 - 802.11ac VHT80 Minimum 99% OBW

Figure 366 - 802.11ac VHT80 Maximum 99% OBW

Protocol	6 dB Bandwidth (MHz)	
	Minimum	Maximum
802.11ac VHT20	16.560	17.700
802.11ac VHT40	35.300	36.240
802.11ac VHT80	65.560	75.240

Table 228 - 6 dB Bandwidth Summary Results - TxBF

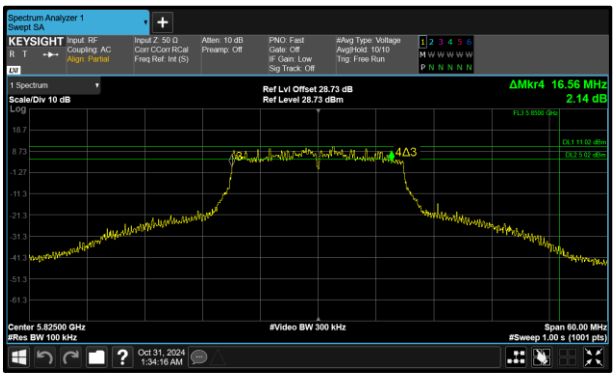

Figure 367 - 802.11ac VHT20 Minimum 6 dB EBW

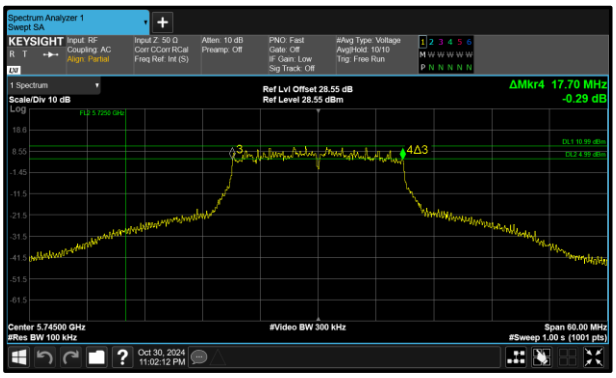

Figure 368 - 802.11ac VHT20 Maximum 6 dB EBW

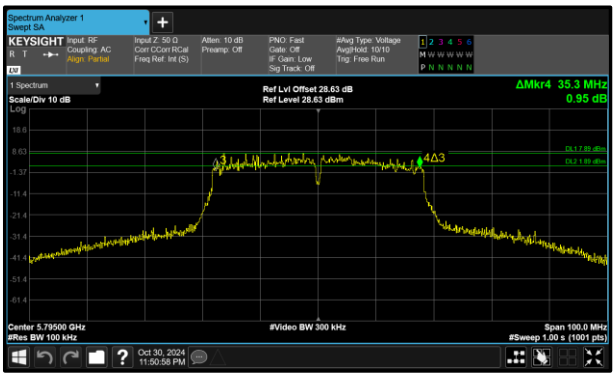

Figure 369 - 802.11ac VHT40 Minimum 6 dB EBW

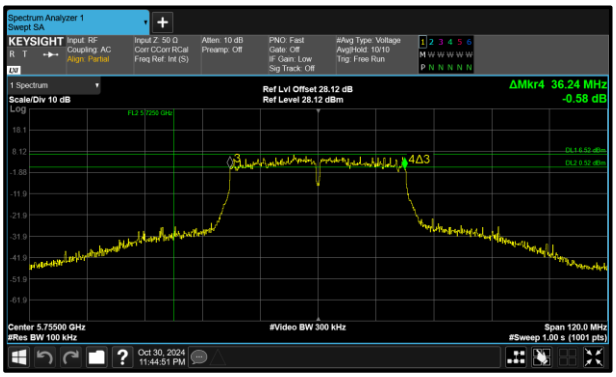

Figure 370 - 802.11ac VHT40 Maximum 6 dB EBW

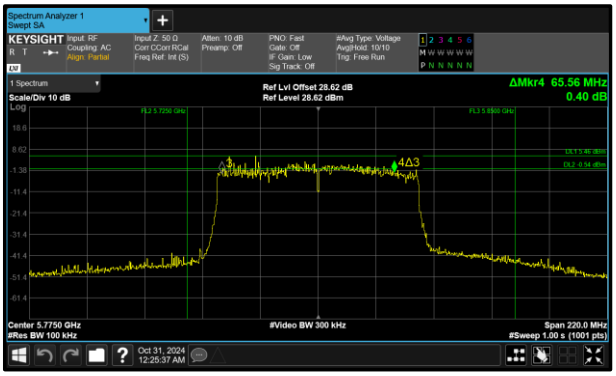

Figure 371 - 802.11ac VHT80 Minimum 6 dB EBW

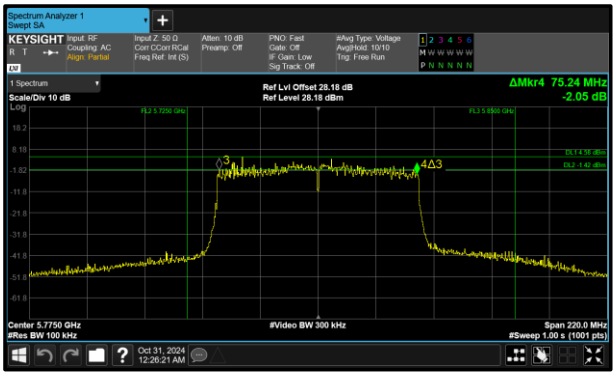

Figure 372 - 802.11ac VHT80 Maximum 6 dB EBW

Test Configuration			
Frequency Range:	5.150-5.250 GHz	Band:	U-NII-1
Limit Clause(s):	-	Test Method(s):	C63.10 6.9.3 C63.10 12.5.2
Additional Reference(s):	-		

DUT Configuration			
Mode:	802.11ac VHT20	Duty Cycle (%):	-
Modulation Coding Scheme:	MCS2x1	DCCF (dB):	-
Antenna Configuration:	TxBF	Peak Antenna Gain (dBi):	-
Active Port(s):	A+B (Core 0 + Core 1)	Active Chain(s):	0+1

Test Frequency (MHz)	26 dB Bandwidth (MHz)				Limit (kHz)
	A	B	C	D	
5180	21.600	21.780	-	-	-
5220	21.000	20.580	-	-	-
5240	20.940	21.120	-	-	-

Table 229 - 26 dB Bandwidth Results

Test Frequency (MHz)	99% Bandwidth (MHz)				Limit (kHz)
	A	B	C	D	
5180	17.760	17.760	-	-	-
5220	17.760	17.700	-	-	-
5240	17.700	17.700	-	-	-

Table 230 - 99% Bandwidth Results

Test Configuration			
Frequency Range:	5.150-5.250 GHz	Band:	U-NII-1
Limit Clause(s):	-	Test Method(s):	C63.10 6.9.3 C63.10 12.5.2
Additional Reference(s):	-		

DUT Configuration			
Mode:	802.11ac VHT40	Duty Cycle (%):	-
Modulation Coding Scheme:	MCS2x1	DCCF (dB):	-
Antenna Configuration:	TxBF	Peak Antenna Gain (dBi):	-
Active Port(s):	A+B (Core 0 + Core 1)	Active Chain(s):	0+1

Test Frequency (MHz)	26 dB Bandwidth (MHz)				Limit (kHz)
	A	B	C	D	
5190	46.200	42.120	-	-	-
5230	41.400	41.400	-	-	-

Table 231 - 26 dB Bandwidth Results

Test Frequency (MHz)	99% Bandwidth (MHz)				Limit (kHz)
	A	B	C	D	
5190	36.600	36.600	-	-	-
5230	36.360	36.480	-	-	-

Table 232 - 99% Bandwidth Results

Test Configuration			
Frequency Range:	5.150-5.250 GHz	Band:	U-NII-1
Limit Clause(s):	-	Test Method(s):	C63.10 6.9.3 C63.10 12.5.2
Additional Reference(s):	-		

DUT Configuration			
Mode:	802.11ac VHT80	Duty Cycle (%):	-
Modulation Coding Scheme:	MCS2x1	DCCF (dB):	-
Antenna Configuration:	TxBF	Peak Antenna Gain (dBi):	-
Active Port(s):	A+B (Core 0 + Core 1)	Active Chain(s):	0+1

Test Frequency (MHz)	26 dB Bandwidth (MHz)				Limit (kHz)
	A	B	C	D	
5210	82.060	82.060	-	-	-

Table 233 - 26 dB Bandwidth Results

Test Frequency (MHz)	99% Bandwidth (MHz)				Limit (kHz)
	A	B	C	D	
5210	76.120	75.680	-	-	-

Table 234 - 99% Bandwidth Results

Test Configuration			
Frequency Range:	5.250-5.350 GHz	Band:	U-NII-2A
Limit Clause(s):	-	Test Method(s):	C63.10 6.9.3 C63.10 12.5.2
Additional Reference(s):	-		

DUT Configuration			
Mode:	802.11ac VHT20	Duty Cycle (%):	-
Modulation Coding Scheme:	MCS2x1	DCCF (dB):	-
Antenna Configuration:	TxBF	Peak Antenna Gain (dBi):	-
Active Port(s):	A+B (Core 0 + Core 1)	Active Chain(s):	0+1

Test Frequency (MHz)	26 dB Bandwidth (MHz)				Limit (kHz)
	A	B	C	D	
5260	21.000	21.060	-	-	-
5300	20.940	21.000	-	-	-
5320	21.660	21.720	-	-	-

Table 235 - 26 dB Bandwidth Results

Test Frequency (MHz)	99% Bandwidth (MHz)				Limit (kHz)
	A	B	C	D	
5260	17.760	17.700	-	-	-
5300	17.760	17.760	-	-	-
5320	17.820	17.820	-	-	-

Table 236 - 99% Bandwidth Results

Test Configuration			
Frequency Range:	5.250-5.350 GHz	Band:	U-NII-2A
Limit Clause(s):	-	Test Method(s):	C63.10 6.9.3 C63.10 12.5.2
Additional Reference(s):	-		

DUT Configuration			
Mode:	802.11ac VHT40	Duty Cycle (%):	-
Modulation Coding Scheme:	MCS2x1	DCCF (dB):	-
Antenna Configuration:	TxBF	Peak Antenna Gain (dBi):	-
Active Port(s):	A+B (Core 0 + Core 1)	Active Chain(s):	0+1

Test Frequency (MHz)	26 dB Bandwidth (MHz)				Limit (kHz)
	A	B	C	D	
5270	41.280	41.160	-	-	-
5310	46.680	42.960	-	-	-

Table 237 - 26 dB Bandwidth Results

Test Frequency (MHz)	99% Bandwidth (MHz)				Limit (kHz)
	A	B	C	D	
5270	36.360	36.240	-	-	-
5310	36.600	36.480	-	-	-

Table 238 - 99% Bandwidth Results

Test Configuration			
Frequency Range:	5.250-5.350 GHz	Band:	U-NII-2A
Limit Clause(s):	-	Test Method(s):	C63.10 6.9.3 C63.10 12.5.2
Additional Reference(s):	-		

DUT Configuration			
Mode:	802.11ac VHT80	Duty Cycle (%):	-
Modulation Coding Scheme:	MCS2x1	DCCF (dB):	-
Antenna Configuration:	TxBF	Peak Antenna Gain (dBi):	-
Active Port(s):	A+B (Core 0 + Core 1)	Active Chain(s):	0+1

Test Frequency (MHz)	26 dB Bandwidth (MHz)				Limit (kHz)
	A	B	C	D	
5290	82.940	81.400	-	-	-

Table 239 - 26 dB Bandwidth Results

Test Frequency (MHz)	99% Bandwidth (MHz)				Limit (kHz)
	A	B	C	D	
5290	75.680	75.680	-	-	-

Table 240 - 99% Bandwidth Results

Test Configuration			
Frequency Range:	5.470-5.725 GHz	Band:	U-NII-2C
Limit Clause(s):	-	Test Method(s):	C63.10 6.9.3 C63.10 12.5.2
Additional Reference(s):	-		

DUT Configuration			
Mode:	802.11ac VHT20	Duty Cycle (%):	-
Modulation Coding Scheme:	MCS2x1	DCCF (dB):	-
Antenna Configuration:	TxBF	Peak Antenna Gain (dBi):	-
Active Port(s):	A+B (Core 0 + Core 1)	Active Chain(s):	0+1

Test Frequency (MHz)	26 dB Bandwidth (MHz)				Limit (kHz)
	A	B	C	D	
5500	21.720	20.760	-	-	-
5580	21.060	20.940	-	-	-
5700	21.960	21.840	-	-	-
5720	15.500	15.500	-	-	-

Table 241 - 26 dB Bandwidth Results

Test Frequency (MHz)	99% Bandwidth (MHz)				Limit (kHz)
	A	B	C	D	
5500	17.760	17.760	-	-	-
5580	17.760	17.640	-	-	-
5700	17.760	17.820	-	-	-
5720	13.700	13.700	-	-	-

Table 242 - 99% Bandwidth Results

Test Configuration			
Frequency Range:	5.470-5.725 GHz	Band:	U-NII-2C
Limit Clause(s):	-	Test Method(s):	C63.10 6.9.3 C63.10 12.5.2
Additional Reference(s):	-		

DUT Configuration			
Mode:	802.11ac VHT40	Duty Cycle (%):	-
Modulation Coding Scheme:	MCS2x1	DCCF (dB):	-
Antenna Configuration:	TxBF	Peak Antenna Gain (dBi):	-
Active Port(s):	A+B (Core 0 + Core 1)	Active Chain(s):	0+1

Test Frequency (MHz)	26 dB Bandwidth (MHz)				Limit (kHz)
	A	B	C	D	
5510	46.440	49.440	-	-	-
5550	41.280	41.160	-	-	-
5670	42.360	42.600	-	-	-
5710	35.600	35.500	-	-	-

Table 243 - 26 dB Bandwidth Results

Test Frequency (MHz)	99% Bandwidth (MHz)				Limit (kHz)
	A	B	C	D	
5510	36.600	36.600	-	-	-
5550	36.360	36.360	-	-	-
5670	36.600	36.600	-	-	-
5710	32.900	32.900	-	-	-

Table 244 - 99% Bandwidth Results

Test Configuration			
Frequency Range:	5.470-5.725 GHz	Band:	U-NII-2C
Limit Clause(s):	-	Test Method(s):	C63.10 6.9.3 C63.10 12.5.2
Additional Reference(s):	-		

DUT Configuration			
Mode:	802.11ac VHT80	Duty Cycle (%):	-
Modulation Coding Scheme:	MCS2x1	DCCF (dB):	-
Antenna Configuration:	TxBF	Peak Antenna Gain (dBi):	-
Active Port(s):	A+B (Core 0 + Core 1)	Active Chain(s):	0+1

Test Frequency (MHz)	26 dB Bandwidth (MHz)				Limit (kHz)
	A	B	C	D	
5530	81.620	82.060	-	-	-
5610	84.040	84.260	-	-	-
5690	75.260	75.700	-	-	-

Table 245 - 26 dB Bandwidth Results

Test Frequency (MHz)	99% Bandwidth (MHz)				Limit (kHz)
	A	B	C	D	
5530	75.680	75.680	-	-	-
5610	76.120	75.680	-	-	-
5690	72.400	72.620	-	-	-

Table 246 - 99% Bandwidth Results

Test Configuration			
Frequency Range:	5.725-5.850 GHz	Band:	U-NII-3
Limit Clause(s):	15.407(e) RSS-247 6.2.4.1	Test Method(s):	C63.10 6.9.3 789033 D02 v02r01 II.C.2.
Additional Reference(s):	-		

DUT Configuration			
Mode:	802.11ac VHT20	Duty Cycle (%):	-
Modulation Coding Scheme:	MCS2x1	DCCF (dB):	-
Antenna Configuration:	TxBF	Peak Antenna Gain (dBi):	-
Active Port(s):	A+B (Core 0 + Core 1)	Active Chain(s):	0+1

Test Frequency (MHz)	6 dB Bandwidth (MHz)				Limit (kHz)
	A	B	C	D	
5720	3.520	3.880	-	-	≥500.0
5745	17.700	17.100	-	-	≥500.0
5785	17.460	16.860	-	-	≥500.0
5825	16.560	17.520	-	-	≥500.0

Table 247 - 6 dB Bandwidth Results

Test Frequency (MHz)	99% Bandwidth (MHz)				Limit (kHz)
	A	B	C	D	
5720	4.180	4.180	-	-	-
5745	17.760	17.760	-	-	-
5785	17.760	17.820	-	-	-
5825	17.760	17.760	-	-	-

Table 248 - 99% Bandwidth Results

Test Configuration			
Frequency Range:	5.725-5.850 GHz	Band:	U-NII-3
Limit Clause(s):	15.407(e) RSS-247 6.2.4.1	Test Method(s):	C63.10 6.9.3 789033 D02 v02r01 II.C.2.
Additional Reference(s):	-		

DUT Configuration			
Mode:	802.11ac VHT40	Duty Cycle (%):	-
Modulation Coding Scheme:	MCS2x1	DCCF (dB):	-
Antenna Configuration:	TxBF	Peak Antenna Gain (dBi):	-
Active Port(s):	A+B (Core 0 + Core 1)	Active Chain(s):	0+1

Test Frequency (MHz)	6 dB Bandwidth (MHz)				Limit (kHz)
	A	B	C	D	
5710	3.300	3.300	-	-	≥500.0
5755	35.900	36.240	-	-	≥500.0
5795	35.300	35.880	-	-	≥500.0

Table 249 - 6 dB Bandwidth Results

Test Frequency (MHz)	99% Bandwidth (MHz)				Limit (kHz)
	A	B	C	D	
5710	4.400	4.400	-	-	-
5755	36.400	36.480	-	-	-
5795	36.400	36.720	-	-	-

Table 250 - 99% Bandwidth Results

Test Configuration			
Frequency Range:	5.725-5.850 GHz	Band:	U-NII-3
Limit Clause(s):	15.407(e) RSS-247 6.2.4.1	Test Method(s):	C63.10 6.9.3 789033 D02 v02r01 II.C.2.
Additional Reference(s):	-		

DUT Configuration			
Mode:	802.11ac VHT80	Duty Cycle (%):	-
Modulation Coding Scheme:	MCS2x1	DCCF (dB):	-
Antenna Configuration:	TxBF	Peak Antenna Gain (dBi):	-
Active Port(s):	A+B (Core 0 + Core 1)	Active Chain(s):	0+1

Test Frequency (MHz)	6 dB Bandwidth (MHz)				Limit (kHz)
	A	B	C	D	
5690	3.280	3.500	-	-	≥500.0
5775	65.560	75.240	-	-	≥500.0

Table 251 - 6 dB Bandwidth Results

Test Frequency (MHz)	99% Bandwidth (MHz)				Limit (kHz)
	A	B	C	D	
5690	5.260	4.820	-	-	-
5775	75.680	75.680	-	-	-

Table 252 - 99% Bandwidth Results

FCC Part 15E, Limit Clause 15.407

5150 MHz to 5250 MHz: None specified.
5250 MHz to 5350 MHz: None specified.
5470 MHz to 5725 MHz: None specified.
5725 MHz to 5850 MHz: > 500 kHz.

ISED RSS-247, Limit Clause 6.2.1.1, 6.2.2.1, 6.2.3.1, 6.2.4.1 and 6.2.5.2

5150 MHz to 5250 MHz: None specified.
5250 MHz to 5350 MHz: None specified.
5470 MHz to 5725 MHz: None specified.
5725 MHz to 5850 MHz: The minimum 6 dB bandwidth shall be at least 500 kHz.
5850 MHz to 5895 MHz: The minimum 6 dB bandwidth shall be at least 500 kHz.

2.2.7 Test Location and Test Equipment Used

This test was carried out in RF Chamber 18 and RF Laboratory 2.

Instrument	Manufacturer	Type No.	TE No.	Calibration Period (months)	Calibration Expiry Date
True RMS Multimeter	Fluke	79 Series III	411	12	12-Jan-2025
Hygrometer	Rotronic	Hygropalm 0	3028	12	12-Aug-2025
Hygrometer	Rotronic	I-1000	3068	12	19-Nov-2025
1800-6000 MHz Power Splitter	Mini-Circuits	ZN2PD-63-S+	4055	-	O/P Mon
AC Programmable Power Supply	iTech	IT7324	5226	-	O/P Mon
Attenuator 5W 30dB DC-18GHz	Aaren	AT40A-4041-D18-30	5505	12	22-Feb-2025
MXA Signal Analyser	Keysight Technologies	N9020B	5528	24	18-Sep-2025
Digital Multimeter	Fluke	115	6145	12	06-Jun-2025
Cable (SMA to SMA 3m)	Junkosha	MWX221-03000AMSAMS/A	6317	12	23-May-2025
Signal Conditioning Unit	TUV SUD	SPECTRUM_SCU001	6350	12	02-Aug-2025
MXA Signal Analyser	Keysight Technologies	N9020B	6419	24	28-Feb-2025
Directional Coupler 2-8GHz	RF-Lambda	RFDC2G8G10	6447	-	O/P Mon
Directional Coupler 2-8GHz	RF-Lambda	RFDC2G8G10	6448	-	O/P Mon
Signal Conditioning Unit	TUV SUD	SPECTRUM_SCU001	6517	12	22-Feb-2025
SCU Cable Assembly	TUV SUD	SPECTRUM_SCU_CA	6526	12	22-Feb-2025
SCU Cable Assembly	TUV SUD	SPECTRUM_SCU_CA	6527	12	05-Mar-2025
SCU Cable Assembly	TUV SUD	SPECTRUM_SCU_CA	6638	12	02-Aug-2025
SCU Cable Assembly	TUV SUD	SPECTRUM_SCU_CA	6639	12	02-Aug-2025
AC Programmable Power Supply	iTech	IT7324	6665	-	O/P Mon
WiFi 6E Tri-Band Gaming Router	Asus	GT-AXE110000	6694	-	TU

Table 253

TU - Traceability Unscheduled
O/P Mon - Output Monitored using calibrated equipment

2.3 Maximum Conducted Output Power

2.3.1 Specification Reference

FCC 47 CFR Part 15E, Clause 15.407 (a)
ISED RSS-247, Clause 6.2

2.3.2 Equipment Under Test and Modification State

A3241, S/N: G0Q65Y9HP6 - Modification State 0
A3241, S/N: FWKQMY7GHY - Modification State 0
A3241, S/N: H43VYD6H4D - Modification State 0

2.3.3 Date of Test

30-October-2024 to 18-November-2024

2.3.4 Test Method

The test was performed in accordance with ANSI C63.10 2020 clause 12.4.3.2 (method PM-G) for channels contained entirely within the band under test. Clause 12.4.2.2 (method SA-1) or 12.4.2.4 (method SA-2) was used for “straddle” channels.

MIMO output port summing was performed in accordance with KDB 662911 D01.

The EUT has equal conducted powers on all ports for each mode of operation, but unequal antenna gains. Therefore, for SISO modes the EUT was tested on the port with the highest antenna gain which would result in the highest EIRP output power.

For the CDD results the directional gain was calculated in accordance with clause F)2)f)(ii) using the calculations from F)2)f)(i) with worst-case individual gain and an array gain of zero.

For SDM modes Directional Gain was calculated in accordance with clause F)2)d)(ii).

For transmit beamforming (TxBF) mode it was calculated in accordance with clause F)2)d)(i).

2.3.5 Environmental Conditions

Ambient Temperature	20.6 - 22.5 °C
Relative Humidity	44.8 - 56.0 %

2.3.6 Test Results

5 GHz WLAN

SISO

Test Configuration			
Frequency Range:	5.150-5.250 GHz	Band:	U-NII-1
Limit Clause(s):	15.407 (a)(1)(iv)	Test Method(s):	C63.10 12.4.3.2
Additional Reference(s):	-		

DUT Configuration			
Mode:	802.11a	Duty Cycle (%):	98.1
Data Rate:	12 Mbps	DCCF (dB):	-
Antenna Configuration:	SISO	Peak Antenna Gain (dBi):	7.19
Active Port(s):	A|B (Core 0 | Core 1)	Active Chain(s):	0|1

Test Frequency (MHz)	Maximum Conducted Output Power (dBm)					Limit (dBm)	Margin (dB)
	A	B	C	D	∑		
5180	-	18.61	-	-	18.61	22.81	-4.20
5220	-	18.57	-	-	18.57	22.81	-4.24
5240	-	18.50	-	-	18.50	22.81	-4.31

Table 254 - FCC Maximum Conducted (average) Output Power Results

Test Configuration			
Frequency Range:	5.150-5.250 GHz	Band:	U-NII-1
Limit Clause(s):	15.407 (a)(1)(iv)	Test Method(s):	C63.10 12.4.3.2
Additional Reference(s):	-		

DUT Configuration			
Mode:	802.11n HT20	Duty Cycle (%):	97.5
Modulation Coding Scheme:	MCS2	DCCF (dB):	-
Antenna Configuration:	SISO	Peak Antenna Gain (dBi):	7.19
Active Port(s):	A|B (Core 0 | Core 1)	Active Chain(s):	0|1

Test Frequency (MHz)	Maximum Conducted Output Power (dBm)					Limit (dBm)	Margin (dB)
	A	B	C	D	∑		
5180	-	18.34	-	-	18.34	22.81	-4.47
5220	-	18.57	-	-	18.57	22.81	-4.24
5240	-	18.35	-	-	18.35	22.81	-4.46

Table 255 - FCC Maximum Conducted (average) Output Power Results

Test Configuration			
Frequency Range:	5.150-5.250 GHz	Band:	U-NII-1
Limit Clause(s):	15.407 (a)(1)(iv)	Test Method(s):	C63.10 12.4.3.2
Additional Reference(s):	-		

DUT Configuration			
Mode:	802.11n HT40	Duty Cycle (%):	95.9
Modulation Coding Scheme:	MCS2	DCCF (dB):	-
Antenna Configuration:	SISO	Peak Antenna Gain (dBi):	7.19
Active Port(s):	A|B (Core 0 | Core 1)	Active Chain(s):	0|1

Test Frequency (MHz)	Maximum Conducted Output Power (dBm)					Limit (dBm)	Margin (dB)
	A	B	C	D	∑		
5190	-	15.36	-	-	15.36	22.81	-7.45
5230	-	19.99	-	-	19.99	22.81	-2.82

Table 256 - FCC Maximum Conducted (average) Output Power Results

Test Configuration			
Frequency Range:	5.150-5.250 GHz	Band:	U-NII-1
Limit Clause(s):	15.407 (a)(1)(iv)	Test Method(s):	C63.10 12.4.3.2
Additional Reference(s):	-		

DUT Configuration			
Mode:	802.11ac VHT80	Duty Cycle (%):	95.0
Modulation Coding Scheme:	MCS2x1	DCCF (dB):	-
Antenna Configuration:	SISO	Peak Antenna Gain (dBi):	7.19
Active Port(s):	A|B (Core 0 | Core 1)	Active Chain(s):	0|1

Test Frequency (MHz)	Maximum Conducted Output Power (dBm)					Limit (dBm)	Margin (dB)
	A	B	C	D	∑		
5210	-	13.35	-	-	13.35	22.81	-9.46

Table 257 - FCC Maximum Conducted (average) Output Power Results

Test Configuration			
Frequency Range:	5.150-5.250 GHz	Band:	U-NII-1
Limit Clause(s):	15.407 (a)(1)(iv)	Test Method(s):	C63.10 12.4.2.4
Additional Reference(s):	-		
Note(s):	Straddle channel power was measured using the appropriate SA test method. DCCF was added to the spectrum analyser reference level offset.		

DUT Configuration			
Mode:	802.11ac VHT160	Duty Cycle (%):	89.6
Modulation Coding Scheme:	MCS2x1	DCCF (dB):	0.48
Antenna Configuration:	SISO	Peak Antenna Gain (dBi):	7.19
Active Port(s):	A|B (Core 0 | Core 1)	Active Chain(s):	0|1

Test Frequency (MHz)	Maximum Conducted Output Power (dBm)					Limit (dBm)	Margin (dB)
	A	B	C	D	∑		
5250	-	8.49	-	-	8.49	22.81	-14.32

Table 258 - FCC Maximum Conducted (average) Output Power Results

Test Configuration			
Frequency Range:	5.150-5.250 GHz	Band:	U-NII-1
Limit Clause(s):	15.407 (a)(1)(iv)	Test Method(s):	C63.10 12.4.3.2
Additional Reference(s):	-		

DUT Configuration			
Mode:	802.11ax HE20 SU	Duty Cycle (%):	97.5
Modulation Coding Scheme:	MCS2x1	DCCF (dB):	-
Antenna Configuration:	SISO	Peak Antenna Gain (dBi):	7.19
Active Port(s):	A|B (Core 0 | Core 1)	Active Chain(s):	0|1

Test Frequency (MHz)	Maximum Conducted Output Power (dBm)					Limit (dBm)	Margin (dB)
	A	B	C	D	∑		
5180	-	18.40	-	-	18.40	22.81	-4.41
5220	-	18.55	-	-	18.55	22.81	-4.26
5240	-	18.71	-	-	18.71	22.81	-4.10

Table 259 - FCC Maximum Conducted (average) Output Power Results

Test Configuration			
Frequency Range:	5.150-5.250 GHz	Band:	U-NII-1
Limit Clause(s):	15.407 (a)(1)(iv)	Test Method(s):	C63.10 12.4.3.2
Additional Reference(s):	-		

DUT Configuration			
Mode:	802.11ax HE40 SU	Duty Cycle (%):	97.0
Modulation Coding Scheme:	MCS2x1	DCCF (dB):	-
Antenna Configuration:	SISO	Peak Antenna Gain (dBi):	7.19
Active Port(s):	A|B (Core 0 | Core 1)	Active Chain(s):	0|1

Test Frequency (MHz)	Maximum Conducted Output Power (dBm)					Limit (dBm)	Margin (dB)
	A	B	C	D	∑		
5190	-	14.30	-	-	14.30	22.81	-8.51
5230	-	19.22	-	-	19.22	22.81	-3.59

Table 260 - FCC Maximum Conducted (average) Output Power Results

Test Configuration			
Frequency Range:	5.150-5.250 GHz	Band:	U-NII-1
Limit Clause(s):	15.407 (a)(1)(iv)	Test Method(s):	C63.10 12.4.3.2
Additional Reference(s):	-		

DUT Configuration			
Mode:	802.11ax HE80 SU	Duty Cycle (%):	97.6
Modulation Coding Scheme:	MCS2x1	DCCF (dB):	-
Antenna Configuration:	SISO	Peak Antenna Gain (dBi):	7.19
Active Port(s):	A|B (Core 0 | Core 1)	Active Chain(s):	0|1

Test Frequency (MHz)	Maximum Conducted Output Power (dBm)					Limit (dBm)	Margin (dB)
	A	B	C	D	∑		
5210	-	13.75	-	-	13.75	22.81	-9.06

Table 261 - FCC Maximum Conducted (average) Output Power Results

Test Configuration			
Frequency Range:	5.150-5.250 GHz	Band:	U-NII-1
Limit Clause(s):	15.407 (a)(1)(iv)	Test Method(s):	C63.10 12.4.2.4
Additional Reference(s):	-		
Note(s):	Straddle channel power was measured using the appropriate SA test method. DCCF was added to the spectrum analyser reference level offset.		

DUT Configuration			
Mode:	802.11ax HE160 SU	Duty Cycle (%):	95.4
Modulation Coding Scheme:	MCS2x1	DCCF (dB):	0.20
Antenna Configuration:	SISO	Peak Antenna Gain (dBi):	7.19
Active Port(s):	A|B (Core 0 | Core 1)	Active Chain(s):	0|1

Test Frequency (MHz)	Maximum Conducted Output Power (dBm)					Limit (dBm)	Margin (dB)
	A	B	C	D	∑		
5250	-	8.79	-	-	8.79	22.81	-14.02

Table 262 - FCC Maximum Conducted (average) Output Power Results

Test Configuration			
Frequency Range:	5.150-5.250 GHz	Band:	U-NII-1
Limit Clause(s):	RSS-247 6.2.1.1	Test Method(s):	C63.10 12.4.3.2
Additional Reference(s):	-		

DUT Configuration			
Mode:	802.11a	Duty Cycle (%):	98.3
Data Rate:	12 Mbps	DCCF (dB):	-
Antenna Configuration:	SISO	Peak Antenna Gain (dBi):	7.19
Active Port(s):	A|B (Core 0 | Core 1)	Active Chain(s):	0|1

Test Frequency (MHz)	Minimum 99% OBW (MHz)	Maximum Conducted Output Power (dBm)					Gain (dBi)	EIRP (dBm)	EIRP Limit (dBm)	EIRP Margin (dB)
		A	B	C	D	∑				
5180	16.560	-	10.90	-	-	10.90	7.19	18.09	22.19	-4.10
5220	16.560	-	10.93	-	-	10.93	7.19	18.12	22.19	-4.07
5240	16.560	-	11.10	-	-	11.10	7.19	18.29	22.19	-3.90

Table 263 - ISED Maximum Conducted (average) Output Power Results

Test Configuration			
Frequency Range:	5.150-5.250 GHz	Band:	U-NII-1
Limit Clause(s):	RSS-247 6.2.1.1	Test Method(s):	C63.10 12.4.3.2
Additional Reference(s):	-		

DUT Configuration			
Mode:	802.11n HT20	Duty Cycle (%):	97.8
Modulation Coding Scheme:	MCS2	DCCF (dB):	-
Antenna Configuration:	SISO	Peak Antenna Gain (dBi):	7.19
Active Port(s):	A|B (Core 0 | Core 1)	Active Chain(s):	0|1

Test Frequency (MHz)	Minimum 99% OBW (MHz)	Maximum Conducted Output Power (dBm)					Gain (dBi)	EIRP (dBm)	EIRP Limit (dBm)	EIRP Margin (dB)
		A	B	C	D	∑				
5180	17.820	-	10.80	-	-	10.80	7.19	17.99	22.51	-4.52
5220	17.700	-	10.96	-	-	10.96	7.19	18.15	22.48	-4.33
5240	17.700	-	10.99	-	-	10.99	7.19	18.18	22.48	-4.30

Table 264 - ISED Maximum Conducted (average) Output Power Results

Test Configuration			
Frequency Range:	5.150-5.250 GHz	Band:	U-NII-1
Limit Clause(s):	RSS-247 6.2.1.1	Test Method(s):	C63.10 12.4.3.2
Additional Reference(s):	-		

DUT Configuration			
Mode:	802.11n HT40	Duty Cycle (%):	96.4
Modulation Coding Scheme:	MCS2	DCCF (dB):	-
Antenna Configuration:	SISO	Peak Antenna Gain (dBi):	7.19
Active Port(s):	A|B (Core 0 | Core 1)	Active Chain(s):	0|1

Test Frequency (MHz)	Minimum 99% OBW (MHz)	Maximum Conducted Output Power (dBm)					Gain (dBi)	EIRP (dBm)	EIRP Limit (dBm)	EIRP Margin (dB)
		A	B	C	D	∑				
5190	36.600	-	13.46	-	-	13.46	7.19	20.65	23.00	-2.35
5230	36.360	-	13.50	-	-	13.50	7.19	20.69	23.00	-2.31

Table 265 - ISED Maximum Conducted (average) Output Power Results

Test Configuration			
Frequency Range:	5.150-5.250 GHz	Band:	U-NII-1
Limit Clause(s):	RSS-247 6.2.1.1	Test Method(s):	C63.10 12.4.3.2
Additional Reference(s):	-		

DUT Configuration			
Mode:	802.11ac VHT80	Duty Cycle (%):	94.9
Modulation Coding Scheme:	MCS2x1	DCCF (dB):	-
Antenna Configuration:	SISO	Peak Antenna Gain (dBi):	7.19
Active Port(s):	A|B (Core 0 | Core 1)	Active Chain(s):	0|1

Test Frequency (MHz)	Minimum 99% OBW (MHz)	Maximum Conducted Output Power (dBm)					Gain (dBi)	EIRP (dBm)	EIRP Limit (dBm)	EIRP Margin (dB)
		A	B	C	D	∑				
5210	75.900	-	13.44	-	-	13.44	7.19	20.63	23.00	-2.37

Table 266 - ISED Maximum Conducted (average) Output Power Results

Test Configuration			
Frequency Range:	5.150-5.250 GHz	Band:	U-NII-1
Limit Clause(s):	RSS-247 6.2.1.1	Test Method(s):	C63.10 12.4.2.4
Additional Reference(s):	-		
Note(s):	Straddle channel power was measured using the appropriate SA test method. DCCF was added to the spectrum analyser reference level offset.		

DUT Configuration			
Mode:	802.11ac VHT160	Duty Cycle (%):	89.9
Modulation Coding Scheme:	MCS2x1	DCCF (dB):	0.46
Antenna Configuration:	SISO	Peak Antenna Gain (dBi):	7.19
Active Port(s):	A|B (Core 0 | Core 1)	Active Chain(s):	0|1

Test Frequency (MHz)	Minimum 99% OBW (MHz)	Maximum Conducted Output Power (dBm)					Gain (dBi)	EIRP (dBm)	EIRP Limit (dBm)	EIRP Margin (dB)
		A	B	C	D	∑				
5250	76.860	-	8.63	-	-	8.63	7.19	15.82	23.00	-7.18

Table 267 - ISED Maximum Conducted (average) Output Power Results

Test Configuration			
Frequency Range:	5.150-5.250 GHz	Band:	U-NII-1
Limit Clause(s):	RSS-247 6.2.1.1	Test Method(s):	C63.10 12.4.3.2
Additional Reference(s):	-		

DUT Configuration			
Mode:	802.11ax HE20 SU	Duty Cycle (%):	97.4
Modulation Coding Scheme:	MCS2x1	DCCF (dB):	-
Antenna Configuration:	SISO	Peak Antenna Gain (dBi):	7.19
Active Port(s):	A|B (Core 0 | Core 1)	Active Chain(s):	0|1

Test Frequency (MHz)	Minimum 99% OBW (MHz)	Maximum Conducted Output Power (dBm)					Gain (dBi)	EIRP (dBm)	EIRP Limit (dBm)	EIRP Margin (dB)
		A	B	C	D	∑				
5180	18.960	-	10.75	-	-	10.75	7.19	17.94	22.78	-4.84
5220	18.900	-	11.14	-	-	11.14	7.19	18.33	22.76	-4.43
5240	18.900	-	11.06	-	-	11.06	7.19	18.25	22.76	-4.52

Table 268 - ISED Maximum Conducted (average) Output Power Results

Test Configuration			
Frequency Range:	5.150-5.250 GHz	Band:	U-NII-1
Limit Clause(s):	RSS-247 6.2.1.1	Test Method(s):	C63.10 12.4.3.2
Additional Reference(s):	-		

DUT Configuration			
Mode:	802.11ax HE40 SU	Duty Cycle (%):	97.6
Modulation Coding Scheme:	MCS2x1	DCCF (dB):	-
Antenna Configuration:	SISO	Peak Antenna Gain (dBi):	7.19
Active Port(s):	A|B (Core 0 | Core 1)	Active Chain(s):	0|1

Test Frequency (MHz)	Minimum 99% OBW (MHz)	Maximum Conducted Output Power (dBm)					Gain (dBi)	EIRP (dBm)	EIRP Limit (dBm)	EIRP Margin (dB)
		A	B	C	D	∑				
5190	37.920	-	13.58	-	-	13.58	7.19	20.77	23.00	-2.23
5230	37.680	-	13.41	-	-	13.41	7.19	20.60	23.00	-2.40

Table 269 - ISED Maximum Conducted (average) Output Power Results

Test Configuration			
Frequency Range:	5.150-5.250 GHz	Band:	U-NII-1
Limit Clause(s):	RSS-247 6.2.1.1	Test Method(s):	C63.10 12.4.3.2
Additional Reference(s):	-		

DUT Configuration			
Mode:	802.11ax HE80 SU	Duty Cycle (%):	97.7
Modulation Coding Scheme:	MCS2x1	DCCF (dB):	-
Antenna Configuration:	SISO	Peak Antenna Gain (dBi):	7.19
Active Port(s):	A|B (Core 0 | Core 1)	Active Chain(s):	0|1

Test Frequency (MHz)	Minimum 99% OBW (MHz)	Maximum Conducted Output Power (dBm)					Gain (dBi)	EIRP (dBm)	EIRP Limit (dBm)	EIRP Margin (dB)
		A	B	C	D	∑				
5210	77.000	-	13.55	-	-	13.55	7.19	20.74	23.00	-2.26

Table 270 - ISED Maximum Conducted (average) Output Power Results

Test Configuration			
Frequency Range:	5.150-5.250 GHz	Band:	U-NII-1
Limit Clause(s):	RSS-247 6.2.1.1	Test Method(s):	C63.10 12.4.2.4
Additional Reference(s):	-		
Note(s):	Straddle channel power was measured using the appropriate SA test method. DCCF was added to the spectrum analyser reference level offset.		

DUT Configuration			
Mode:	802.11ax HE160 SU	Duty Cycle (%):	95.1
Modulation Coding Scheme:	MCS2x1	DCCF (dB):	0.22
Antenna Configuration:	SISO	Peak Antenna Gain (dBi):	7.19
Active Port(s):	A|B (Core 0 | Core 1)	Active Chain(s):	0|1

Test Frequency (MHz)	Minimum 99% OBW (MHz)	Maximum Conducted Output Power (dBm)					Gain (dBi)	EIRP (dBm)	EIRP Limit (dBm)	EIRP Margin (dB)
		A	B	C	D	∑				
5250	77.700	-	8.90	-	-	8.90	7.19	16.09	23.00	-6.91

Table 271 - ISED Maximum Conducted (average) Output Power Results

Test Configuration			
Frequency Range:	5.250-5.350 GHz	Band:	U-NII-2A
Limit Clause(s):	15.407 (a)(2) RSS-247 6.2.2.1	Test Method(s):	C63.10 12.4.3.2
Additional Reference(s):	-		

DUT Configuration			
Mode:	802.11a	Duty Cycle (%):	97.7
Data Rate:	12 Mbps	DCCF (dB):	-
Antenna Configuration:	SISO	Peak Antenna Gain (dBi):	7.01
Active Port(s):	A|B (Core 0 | Core 1)	Active Chain(s):	0|1

Test Frequency (MHz)	Minimum 26 dB Bandwidth (MHz)	Maximum Conducted Output Power (dBm)					Limit (dBm)	Margin (dB)
		A	B	C	D	∑		
5260	20.820	18.70	-	-	-	18.70	22.99	-4.29
5300	20.820	18.57	-	-	-	18.57	22.99	-4.42
5320	21.240	18.53	-	-	-	18.53	22.99	-4.46

Table 272 - FCC Maximum Conducted (average) Output Power Results

Test Frequency (MHz)	Minimum 99% OBW (MHz)	Maximum Conducted Output Power (dBm)					Limit (dBm)	Margin (dB)	Gain (dBi)	EIRP (dBm)	EIRP Limit (dBm)	EIRP Margin (dB)
		A	B	C	D	∑						
5260	16.560	18.70	-	-	-	18.70	23.19	-4.49	7.01	25.71	29.19	-3.48
5300	16.560	18.57	-	-	-	18.57	23.19	-4.63	7.01	25.58	29.19	-3.62
5320	16.560	18.53	-	-	-	18.53	23.19	-4.66	7.01	25.54	29.19	-3.65

Table 273 - ISED Maximum Conducted (average) Output Power Results

Test Configuration			
Frequency Range:	5.250-5.350 GHz	Band:	U-NII-2A
Limit Clause(s):	15.407 (a)(2) RSS-247 6.2.2.1	Test Method(s):	C63.10 12.4.3.2
Additional Reference(s):	-		

DUT Configuration			
Mode:	802.11n HT20	Duty Cycle (%):	96.8
Modulation Coding Scheme:	MCS2	DCCF (dB):	-
Antenna Configuration:	SISO	Peak Antenna Gain (dBi):	7.01
Active Port(s):	A|B (Core 0 | Core 1)	Active Chain(s):	0|1

Test Frequency (MHz)	Minimum 26 dB Bandwidth (MHz)	Maximum Conducted Output Power (dBm)					Limit (dBm)	Margin (dB)
		A	B	C	D	∑		
5260	21.000	18.56	-	-	-	18.56	22.99	-4.43
5300	21.120	18.62	-	-	-	18.62	22.99	-4.37
5320	21.600	18.44	-	-	-	18.44	22.99	-4.55

Table 274 - FCC Maximum Conducted (average) Output Power Results

Test Frequency (MHz)	Minimum 99% OBW (MHz)	Maximum Conducted Output Power (dBm)					Limit (dBm)	Margin (dB)	Gain (dBi)	EIRP (dBm)	EIRP Limit (dBm)	EIRP Margin (dB)
		A	B	C	D	∑						
5260	17.700	18.56	-	-	-	18.56	23.48	-4.92	7.01	25.57	29.48	-3.91
5300	17.700	18.62	-	-	-	18.62	23.48	-4.86	7.01	25.63	29.48	-3.85
5320	17.820	18.44	-	-	-	18.44	23.51	-5.07	7.01	25.45	29.51	-4.06

Table 275 - ISED Maximum Conducted (average) Output Power Results

Test Configuration			
Frequency Range:	5.250-5.350 GHz	Band:	U-NII-2A
Limit Clause(s):	15.407 (a)(2) RSS-247 6.2.2.1	Test Method(s):	C63.10 12.4.3.2
Additional Reference(s):	-		

DUT Configuration			
Mode:	802.11n HT40	Duty Cycle (%):	94.5
Modulation Coding Scheme:	MCS2	DCCF (dB):	-
Antenna Configuration:	SISO	Peak Antenna Gain (dBi):	7.01
Active Port(s):	A|B (Core 0 | Core 1)	Active Chain(s):	0|1

Test Frequency (MHz)	Minimum 26 dB Bandwidth (MHz)	Maximum Conducted Output Power (dBm)					Limit (dBm)	Margin (dB)
		A	B	C	D	∑		
5270	41.400	19.51	-	-	-	19.51	22.99	-3.48
5310	43.080	14.98	-	-	-	14.98	22.99	-8.01

Table 276 - FCC Maximum Conducted (average) Output Power Results

Test Frequency (MHz)	Minimum 99% OBW (MHz)	Maximum Conducted Output Power (dBm)					Limit (dBm)	Margin (dB)	Gain (dBi)	EIRP (dBm)	EIRP Limit (dBm)	EIRP Margin (dB)
		A	B	C	D	∑						
5270	36.240	19.51	-	-	-	19.51	24.00	-4.49	7.01	26.52	30.00	-3.48
5310	36.480	14.98	-	-	-	14.98	24.00	-9.02	7.01	21.99	30.00	-8.01

Table 277 - ISED Maximum Conducted (average) Output Power Results

Test Configuration			
Frequency Range:	5.250-5.350 GHz	Band:	U-NII-2A
Limit Clause(s):	15.407 (a)(2) RSS-247 6.2.2.1	Test Method(s):	C63.10 12.4.3.2
Additional Reference(s):	-		

DUT Configuration			
Mode:	802.11ac VHT80	Duty Cycle (%):	90.3
Modulation Coding Scheme:	MCS2x1	DCCF (dB):	-
Antenna Configuration:	SISO	Peak Antenna Gain (dBi):	7.01
Active Port(s):	A|B (Core 0 | Core 1)	Active Chain(s):	0|1

Test Frequency (MHz)	Minimum 26 dB Bandwidth (MHz)	Maximum Conducted Output Power (dBm)					Limit (dBm)	Margin (dB)
		A	B	C	D	∑		
5290	84.920	13.02	-	-	-	13.02	22.99	-9.97

Table 278 - FCC Maximum Conducted (average) Output Power Results

Test Frequency (MHz)	Minimum 99% OBW (MHz)	Maximum Conducted Output Power (dBm)					Limit (dBm)	Margin (dB)	Gain (dBi)	EIRP (dBm)	EIRP Limit (dBm)	EIRP Margin (dB)
		A	B	C	D	∑						
5290	75.680	13.02	-	-	-	13.02	24.00	-10.98	7.01	20.03	30.00	-9.97

Table 279 - ISED Maximum Conducted (average) Output Power Results

Test Configuration			
Frequency Range:	5.250-5.350 GHz	Band:	U-NII-2A
Limit Clause(s):	15.407 (a)(2)	Test Method(s):	C63.10 12.4.2.4
Additional Reference(s):	-		
Note(s):	Straddle channel power was measured using the appropriate SA test method. DCCF was added to the spectrum analyser reference level offset.		

DUT Configuration			
Mode:	802.11ac VHT160	Duty Cycle (%):	89.6
Modulation Coding Scheme:	MCS2x1	DCCF (dB):	0.48
Antenna Configuration:	SISO	Peak Antenna Gain (dBi):	7.19
Active Port(s):	A|B (Core 0 | Core 1)	Active Chain(s):	0|1

Test Frequency (MHz)	Minimum 26 dB Bandwidth (MHz)	Maximum Conducted Output Power (dBm)					Limit (dBm)	Margin (dB)
		A	B	C	D	∑		
5250	83.160	-	8.98	-	-	8.98	22.81	-13.83

Table 280 - FCC Maximum Conducted (average) Output Power Results

Test Configuration			
Frequency Range:	5.250-5.350 GHz	Band:	U-NII-2A
Limit Clause(s):	RSS-247 6.2.2.1	Test Method(s):	C63.10 12.4.2.4
Additional Reference(s):	-		
Note(s):	Straddle channel power was measured using the appropriate SA test method. DCCF was added to the spectrum analyser reference level offset.		

DUT Configuration			
Mode:	802.11ac VHT160	Duty Cycle (%):	89.9
Modulation Coding Scheme:	MCS2x1	DCCF (dB):	0.46
Antenna Configuration:	SISO	Peak Antenna Gain (dBi):	7.19
Active Port(s):	A|B (Core 0 | Core 1)	Active Chain(s):	0|1

Test Frequency (MHz)	Minimum 99% OBW (MHz)	Maximum Conducted Output Power (dBm)					Limit (dBm)	Margin (dB)	Gain (dBi)	EIRP (dBm)	EIRP Limit (dBm)	EIRP Margin (dB)
		A	B	C	D	∑						
5250	77.280	-	9.10	-	-	9.10	24.00	-14.90	7.19	16.29	30.00	-13.71

Table 281 - ISED Maximum Conducted (average) Output Power Results

Test Configuration			
Frequency Range:	5.250-5.350 GHz	Band:	U-NII-2A
Limit Clause(s):	15.407 (a)(2) RSS-247 6.2.2.1	Test Method(s):	C63.10 12.4.3.2
Additional Reference(s):	-		

DUT Configuration			
Mode:	802.11ax HE20 SU	Duty Cycle (%):	96.2
Modulation Coding Scheme:	MCS2x1	DCCF (dB):	-
Antenna Configuration:	SISO	Peak Antenna Gain (dBi):	7.01
Active Port(s):	A|B (Core 0 | Core 1)	Active Chain(s):	0|1

Test Frequency (MHz)	Minimum 26 dB Bandwidth (MHz)	Maximum Conducted Output Power (dBm)					Limit (dBm)	Margin (dB)
		A	B	C	D	∑		
5260	21.060	18.68	-	-	-	18.68	22.99	-4.31
5300	21.000	18.70	-	-	-	18.70	22.99	-4.29
5320	21.540	18.66	-	-	-	18.66	22.99	-4.33

Table 282 - FCC Maximum Conducted (average) Output Power Results

Test Frequency (MHz)	Minimum 99% OBW (MHz)	Maximum Conducted Output Power (dBm)					Limit (dBm)	Margin (dB)	Gain (dBi)	EIRP (dBm)	EIRP Limit (dBm)	EIRP Margin (dB)
		A	B	C	D	∑						
5260	18.960	18.68	-	-	-	18.68	23.78	-5.10	7.01	25.69	29.78	-4.09
5300	18.900	18.70	-	-	-	18.70	23.76	-5.07	7.01	25.71	29.76	-4.06
5320	18.960	18.66	-	-	-	18.66	23.78	-5.12	7.01	25.67	29.78	-4.11

Table 283 - ISED Maximum Conducted (average) Output Power Results

Test Configuration			
Frequency Range:	5.250-5.350 GHz	Band:	U-NII-2A
Limit Clause(s):	15.407 (a)(2) RSS-247 6.2.2.1	Test Method(s):	C63.10 12.4.3.2
Additional Reference(s):	-		

DUT Configuration			
Mode:	802.11ax HE40 SU	Duty Cycle (%):	96.6
Modulation Coding Scheme:	MCS2x1	DCCF (dB):	-
Antenna Configuration:	SISO	Peak Antenna Gain (dBi):	7.01
Active Port(s):	A|B (Core 0 | Core 1)	Active Chain(s):	0|1

Test Frequency (MHz)	Minimum 26 dB Bandwidth (MHz)	Maximum Conducted Output Power (dBm)					Limit (dBm)	Margin (dB)
		A	B	C	D	∑		
5270	41.520	18.89	-	-	-	18.89	22.99	-4.10
5310	43.920	14.39	-	-	-	14.39	22.99	-8.60

Table 284 - FCC Maximum Conducted (average) Output Power Results

Test Frequency (MHz)	Minimum 99% OBW (MHz)	Maximum Conducted Output Power (dBm)					Limit (dBm)	Margin (dB)	Gain (dBi)	EIRP (dBm)	EIRP Limit (dBm)	EIRP Margin (dB)
		A	B	C	D	∑						
5270	37.680	18.89	-	-	-	18.89	24.00	-5.11	7.01	25.90	30.00	-4.10
5310	37.920	14.39	-	-	-	14.39	24.00	-9.61	7.01	21.40	30.00	-8.60

Table 285 - ISED Maximum Conducted (average) Output Power Results

Test Configuration			
Frequency Range:	5.250-5.350 GHz	Band:	U-NII-2A
Limit Clause(s):	15.407 (a)(2) RSS-247 6.2.2.1	Test Method(s):	C63.10 12.4.3.2
Additional Reference(s):	-		

DUT Configuration			
Mode:	802.11ax HE80 SU	Duty Cycle (%):	96.0
Modulation Coding Scheme:	MCS2x1	DCCF (dB):	-
Antenna Configuration:	SISO	Peak Antenna Gain (dBi):	7.01
Active Port(s):	A|B (Core 0 | Core 1)	Active Chain(s):	0|1

Test Frequency (MHz)	Minimum 26 dB Bandwidth (MHz)	Maximum Conducted Output Power (dBm)					Limit (dBm)	Margin (dB)
		A	B	C	D	∑		
5290	83.380	12.80	-	-	-	12.80	22.99	-10.19

Table 286 - FCC Maximum Conducted (average) Output Power Results

Test Frequency (MHz)	Minimum 99% OBW (MHz)	Maximum Conducted Output Power (dBm)					Limit (dBm)	Margin (dB)	Gain (dBi)	EIRP (dBm)	EIRP Limit (dBm)	EIRP Margin (dB)
		A	B	C	D	∑						
5290	77.000	12.80	-	-	-	12.80	24.00	-11.20	7.01	19.81	30.00	-10.19

Table 287 - ISED Maximum Conducted (average) Output Power Results

Test Configuration			
Frequency Range:	5.250-5.350 GHz	Band:	U-NII-2A
Limit Clause(s):	15.407 (a)(2)	Test Method(s):	C63.10 12.4.2.4
Additional Reference(s):	-		
Note(s):	Straddle channel power was measured using the appropriate SA test method. DCCF was added to the spectrum analyser reference level offset.		

DUT Configuration			
Mode:	802.11ax HE160 SU	Duty Cycle (%):	95.4
Modulation Coding Scheme:	MCS2x1	DCCF (dB):	0.20
Antenna Configuration:	SISO	Peak Antenna Gain (dBi):	7.19
Active Port(s):	A|B (Core 0 | Core 1)	Active Chain(s):	0|1

Test Frequency (MHz)	Minimum 26 dB Bandwidth (MHz)	Maximum Conducted Output Power (dBm)					Limit (dBm)	Margin (dB)
		A	B	C	D	∑		
5250	82.740	-	9.25	-	-	9.25	22.81	-13.56

Table 288 - FCC Maximum Conducted (average) Output Power Results

Test Configuration			
Frequency Range:	5.250-5.350 GHz	Band:	U-NII-2A
Limit Clause(s):	RSS-247 6.2.2.1	Test Method(s):	C63.10 12.4.2.4
Additional Reference(s):	-		
Note(s):	Straddle channel power was measured using the appropriate SA test method. DCCF was added to the spectrum analyser reference level offset.		

DUT Configuration			
Mode:	802.11ax HE160 SU	Duty Cycle (%):	95.1
Modulation Coding Scheme:	MCS2x1	DCCF (dB):	0.22
Antenna Configuration:	SISO	Peak Antenna Gain (dBi):	7.19
Active Port(s):	A|B (Core 0 | Core 1)	Active Chain(s):	0|1

Test Frequency (MHz)	Minimum 99% OBW (MHz)	Maximum Conducted Output Power (dBm)					Limit (dBm)	Margin (dB)	Gain (dBi)	EIRP (dBm)	EIRP Limit (dBm)	EIRP Margin (dB)
		A	B	C	D	∑						
5250	77.700	-	9.33	-	-	9.33	24.00	-14.67	7.19	16.52	30.00	-13.48

Table 289 - ISED Maximum Conducted (average) Output Power Results

Test Configuration			
Frequency Range:	5.470-5.725 GHz	Band:	U-NII-2C
Limit Clause(s):	15.407 (a)(2) RSS-247 6.2.3.1	Test Method(s):	C63.10 12.4.2.4 C63.10 12.4.3.2
Additional Reference(s):	-		
Note(s):	Straddle channel power was measured using the appropriate SA test method. DCCF was added to the spectrum analyser reference level offset.		

DUT Configuration			
Mode:	802.11a	Duty Cycle (%):	97.7
Data Rate:	12 Mbps	DCCF (dB):	0.10
Antenna Configuration:	SISO	Peak Antenna Gain (dBi):	6.60
Active Port(s):	A|B (Core 0 | Core 1)	Active Chain(s):	0|1

Test Frequency (MHz)	Minimum 26 dB Bandwidth (MHz)	Maximum Conducted Output Power (dBm)					Limit (dBm)	Margin (dB)
		A	B	C	D	∑		
5500	21.480	19.07	-	-	-	19.07	23.40	-4.33
5580	20.820	19.15	-	-	-	19.15	23.40	-4.25
5700	21.300	17.08	-	-	-	17.08	23.40	-6.32
5720	15.380	18.39	-	-	-	18.39	22.27	-3.88

Table 290 - FCC Maximum Conducted (average) Output Power Results

Test Frequency (MHz)	Minimum 99% OBW (MHz)	Maximum Conducted Output Power (dBm)					Limit (dBm)	Margin (dB)	Gain (dBi)	EIRP (dBm)	EIRP Limit (dBm)	EIRP Margin (dB)
		A	B	C	D	∑						
5500	16.620	19.07	-	-	-	19.07	23.21	-4.13	6.60	25.67	29.21	-3.53
5580	16.560	19.15	-	-	-	19.15	23.19	-4.04	6.60	25.75	29.19	-3.44
5700	16.620	17.08	-	-	-	17.08	23.21	-6.13	6.60	23.68	29.21	-5.53
5720	13.160	18.39	-	-	-	18.39	22.19	-3.81	6.60	24.99	28.19	-3.21

Table 291 - ISED Maximum Conducted (average) Output Power Results

Test Configuration			
Frequency Range:	5.470-5.725 GHz	Band:	U-NII-2C
Limit Clause(s):	15.407 (a)(2) RSS-247 6.2.3.1	Test Method(s):	C63.10 12.4.2.4 C63.10 12.4.3.2
Additional Reference(s):	-		
Note(s):	Straddle channel power was measured using the appropriate SA test method. DCCF was added to the spectrum analyser reference level offset.		

DUT Configuration			
Mode:	802.11n HT20	Duty Cycle (%):	96.7
Modulation Coding Scheme:	MCS2	DCCF (dB):	0.15
Antenna Configuration:	SISO	Peak Antenna Gain (dBi):	6.60
Active Port(s):	A|B (Core 0 | Core 1)	Active Chain(s):	0|1

Test Frequency (MHz)	Minimum 26 dB Bandwidth (MHz)	Maximum Conducted Output Power (dBm)					Limit (dBm)	Margin (dB)
		A	B	C	D	∑		
5500	22.020	19.06	-	-	-	19.06	23.40	-4.34
5580	21.120	18.95	-	-	-	18.95	23.40	-4.45
5700	22.860	16.60	-	-	-	16.60	23.40	-6.80
5720	15.500	18.07	-	-	-	18.07	22.30	-4.24

Table 292 - FCC Maximum Conducted (average) Output Power Results

Test Frequency (MHz)	Minimum 99% OBW (MHz)	Maximum Conducted Output Power (dBm)					Limit (dBm)	Margin (dB)	Gain (dBi)	EIRP (dBm)	EIRP Limit (dBm)	EIRP Margin (dB)
		A	B	C	D	∑						
5500	17.820	19.06	-	-	-	19.06	23.51	-4.45	6.60	25.66	29.51	-3.85
5580	17.700	18.95	-	-	-	18.95	23.48	-4.53	6.60	25.55	29.48	-3.93
5700	17.820	16.60	-	-	-	16.60	23.51	-6.91	6.60	23.20	29.51	-6.31
5720	13.760	18.07	-	-	-	18.07	22.39	-4.32	6.60	24.67	28.39	-3.72

Table 293 - ISED Maximum Conducted (average) Output Power Results

Test Configuration			
Frequency Range:	5.470-5.725 GHz	Band:	U-NII-2C
Limit Clause(s):	15.407 (a)(2) RSS-247 6.2.3.1	Test Method(s):	C63.10 12.4.2.4 C63.10 12.4.3.2
Additional Reference(s):	-		
Note(s):	Straddle channel power was measured using the appropriate SA test method. DCCF was added to the spectrum analyser reference level offset.		

DUT Configuration			
Mode:	802.11n HT40	Duty Cycle (%):	94.2
Modulation Coding Scheme:	MCS2	DCCF (dB):	0.26
Antenna Configuration:	SISO	Peak Antenna Gain (dBi):	6.60
Active Port(s):	A|B (Core 0 | Core 1)	Active Chain(s):	0|1

Test Frequency (MHz)	Minimum 26 dB Bandwidth (MHz)	Maximum Conducted Output Power (dBm)					Limit (dBm)	Margin (dB)
		A	B	C	D	∑		
5510	42.960	17.38	-	-	-	17.38	23.40	-6.02
5550	41.600	20.66	-	-	-	20.66	23.40	-2.74
5590	41.640	21.45	-	-	-	21.45	23.40	-1.95
5670	42.840	19.02	-	-	-	19.02	23.40	-4.38
5710	36.000	20.90	-	-	-	20.90	23.40	-2.50

Table 294 - FCC Maximum Conducted (average) Output Power Results

Test Frequency (MHz)	Minimum 99% OBW (MHz)	Maximum Conducted Output Power (dBm)					Limit (dBm)	Margin (dB)	Gain (dBi)	EIRP (dBm)	EIRP Limit (dBm)	EIRP Margin (dB)
		A	B	C	D	∑						
5510	36.480	17.38	-	-	-	17.38	24.00	-6.62	6.60	23.98	30.00	-6.02
5550	36.400	20.66	-	-	-	20.66	24.00	-3.34	6.60	27.26	30.00	-2.74
5590	36.480	21.45	-	-	-	21.45	24.00	-2.55	6.60	28.05	30.00	-1.95
5670	36.600	19.02	-	-	-	19.02	24.00	-4.98	6.60	25.62	30.00	-4.38
5710	32.880	20.90	-	-	-	20.90	24.00	-3.10	6.60	27.50	30.00	-2.50

Table 295 - ISED Maximum Conducted (average) Output Power Results

Test Configuration			
Frequency Range:	5.470-5.725 GHz	Band:	U-NII-2C
Limit Clause(s):	15.407 (a)(2) RSS-247 6.2.3.1	Test Method(s):	C63.10 12.4.2.4 C63.10 12.4.3.2
Additional Reference(s):	-		
Note(s):	Straddle channel power was measured using the appropriate SA test method. DCCF was added to the spectrum analyser reference level offset.		

DUT Configuration			
Mode:	802.11ac VHT80	Duty Cycle (%):	89.4
Modulation Coding Scheme:	MCS2x1	DCCF (dB):	0.49
Antenna Configuration:	SISO	Peak Antenna Gain (dBi):	6.60
Active Port(s):	A|B (Core 0 | Core 1)	Active Chain(s):	0|1

Test Frequency (MHz)	Minimum 26 dB Bandwidth (MHz)	Maximum Conducted Output Power (dBm)					Limit (dBm)	Margin (dB)
		A	B	C	D	∑		
5530	85.140	15.29	-	-	-	15.29	23.40	-8.11
5610	86.900	20.50	-	-	-	20.50	23.40	-2.90
5690	76.140	21.16	-	-	-	21.16	23.40	-2.24

Table 296 - FCC Maximum Conducted (average) Output Power Results

Test Frequency (MHz)	Minimum 99% OBW (MHz)	Maximum Conducted Output Power (dBm)					Limit (dBm)	Margin (dB)	Gain (dBi)	EIRP (dBm)	EIRP Limit (dBm)	EIRP Margin (dB)
		A	B	C	D	∑						
5530	75.680	15.29	-	-	-	15.29	24.00	-8.71	6.60	21.89	30.00	-8.11
5610	75.680	20.50	-	-	-	20.50	24.00	-3.50	6.60	27.10	30.00	-2.90
5690	72.180	21.16	-	-	-	21.16	24.00	-2.84	6.60	27.76	30.00	-2.24

Table 297 - ISED Maximum Conducted (average) Output Power Results

Test Configuration			
Frequency Range:	5.470-5.725 GHz	Band:	U-NII-2C
Limit Clause(s):	15.407 (a)(2)	Test Method(s):	C63.10 12.4.3.2
Additional Reference(s):	-		

DUT Configuration			
Mode:	802.11ac VHT160	Duty Cycle (%):	85.1
Modulation Coding Scheme:	MCS2x1	DCCF (dB):	-
Antenna Configuration:	SISO	Peak Antenna Gain (dBi):	6.60
Active Port(s):	A|B (Core 0 | Core 1)	Active Chain(s):	0|1

Test Frequency (MHz)	Minimum 26 dB Bandwidth (MHz)	Maximum Conducted Output Power (dBm)					Limit (dBm)	Margin (dB)
		A	B	C	D	∑		
5570	165.900	13.43	-	-	-	13.43	23.40	-9.97

Table 298 - FCC Maximum Conducted (average) Output Power Results

Test Configuration			
Frequency Range:	5.470-5.725 GHz	Band:	U-NII-2C
Limit Clause(s):	15.407 (a)(2) RSS-247 6.2.3.1	Test Method(s):	C63.10 12.4.2.4 C63.10 12.4.3.2
Additional Reference(s):	-		
Note(s):	Straddle channel power was measured using the appropriate SA test method. DCCF was added to the spectrum analyser reference level offset.		

DUT Configuration			
Mode:	802.11ax HE20 SU	Duty Cycle (%):	96.0
Modulation Coding Scheme:	MCS2x1	DCCF (dB):	0.18
Antenna Configuration:	SISO	Peak Antenna Gain (dBi):	6.60
Active Port(s):	A|B (Core 0 | Core 1)	Active Chain(s):	0|1

Test Frequency (MHz)	Minimum 26 dB Bandwidth (MHz)	Maximum Conducted Output Power (dBm)					Limit (dBm)	Margin (dB)
		A	B	C	D	∑		
5500	21.600	18.65	-	-	-	18.65	23.40	-4.75
5580	21.000	19.10	-	-	-	19.10	23.40	-4.30
5700	21.780	13.78	-	-	-	13.78	23.40	-9.62
5720	15.500	18.22	-	-	-	18.22	22.30	-4.08

Table 299 - FCC Maximum Conducted (average) Output Power Results

Test Frequency (MHz)	Minimum 99% OBW (MHz)	Maximum Conducted Output Power (dBm)					Limit (dBm)	Margin (dB)	Gain (dBi)	EIRP (dBm)	EIRP Limit (dBm)	EIRP Margin (dB)
		A	B	C	D	∑						
5500	19.020	18.65	-	-	-	18.65	23.79	-5.14	6.60	25.25	29.79	-4.54
5580	18.900	19.10	-	-	-	19.10	23.76	-4.66	6.60	25.70	29.76	-4.06
5700	19.020	13.78	-	-	-	13.78	23.79	-10.02	6.60	20.38	29.79	-9.42
5720	14.360	18.22	-	-	-	18.22	22.57	-4.35	6.60	24.82	28.57	-3.75

Table 300 - ISED Maximum Conducted (average) Output Power Results

Test Configuration			
Frequency Range:	5.470-5.725 GHz	Band:	U-NII-2C
Limit Clause(s):	15.407 (a)(2) RSS-247 6.2.3.1	Test Method(s):	C63.10 12.4.2.4 C63.10 12.4.3.2
Additional Reference(s):	-		
Note(s):	Straddle channel power was measured using the appropriate SA test method. DCCF was added to the spectrum analyser reference level offset.		

DUT Configuration			
Mode:	802.11ax HE40 SU	Duty Cycle (%):	96.0
Modulation Coding Scheme:	MCS2x1	DCCF (dB):	0.18
Antenna Configuration:	SISO	Peak Antenna Gain (dBi):	6.60
Active Port(s):	A|B (Core 0 | Core 1)	Active Chain(s):	0|1

Test Frequency (MHz)	Minimum 26 dB Bandwidth (MHz)	Maximum Conducted Output Power (dBm)					Limit (dBm)	Margin (dB)
		A	B	C	D	∑		
5510	44.040	16.00	-	-	-	16.00	23.40	-7.40
5550	41.520	19.33	-	-	-	19.33	23.40	-4.07
5590	41.520	21.28	-	-	-	21.28	23.40	-2.12
5670	43.800	18.45	-	-	-	18.45	23.40	-4.95
5710	35.880	21.00	-	-	-	21.00	23.40	-2.40

Table 301 - FCC Maximum Conducted (average) Output Power Results

Test Frequency (MHz)	Minimum 99% OBW (MHz)	Maximum Conducted Output Power (dBm)					Limit (dBm)	Margin (dB)	Gain (dBi)	EIRP (dBm)	EIRP Limit (dBm)	EIRP Margin (dB)
		A	B	C	D	∑						
5510	37.920	16.00	-	-	-	16.00	24.00	-8.00	6.60	22.60	30.00	-7.40
5550	37.800	19.33	-	-	-	19.33	24.00	-4.67	6.60	25.93	30.00	-4.07
5590	37.920	21.28	-	-	-	21.28	24.00	-2.72	6.60	27.88	30.00	-2.12
5670	37.920	18.45	-	-	-	18.45	24.00	-5.55	6.60	25.05	30.00	-4.95
5710	33.720	21.00	-	-	-	21.00	24.00	-3.00	6.60	27.60	30.00	-2.40

Table 302 - ISED Maximum Conducted (average) Output Power Results

Test Configuration			
Frequency Range:	5.470-5.725 GHz	Band:	U-NII-2C
Limit Clause(s):	15.407 (a)(2) RSS-247 6.2.3.1	Test Method(s):	C63.10 12.4.2.4 C63.10 12.4.3.2
Additional Reference(s):	-		
Note(s):	Straddle channel power was measured using the appropriate SA test method. DCCF was added to the spectrum analyser reference level offset.		

DUT Configuration			
Mode:	802.11ax HE80 SU	Duty Cycle (%):	95.6
Modulation Coding Scheme:	MCS2x1	DCCF (dB):	0.19
Antenna Configuration:	SISO	Peak Antenna Gain (dBi):	6.60
Active Port(s):	A|B (Core 0 | Core 1)	Active Chain(s):	0|1

Test Frequency (MHz)	Minimum 26 dB Bandwidth (MHz)	Maximum Conducted Output Power (dBm)					Limit (dBm)	Margin (dB)
		A	B	C	D	∑		
5530	83.380	14.76	-	-	-	14.76	23.40	-8.64
5610	84.480	19.79	-	-	-	19.79	23.40	-3.61
5690	75.920	20.40	-	-	-	20.40	23.40	-3.00

Table 303 - FCC Maximum Conducted (average) Output Power Results

Test Frequency (MHz)	Minimum 99% OBW (MHz)	Maximum Conducted Output Power (dBm)					Limit (dBm)	Margin (dB)	Gain (dBi)	EIRP (dBm)	EIRP Limit (dBm)	EIRP Margin (dB)
		A	B	C	D	∑						
5530	77.000	14.76	-	-	-	14.76	24.00	-9.24	6.60	21.36	30.00	-8.64
5610	77.000	19.79	-	-	-	19.79	24.00	-4.21	6.60	26.39	30.00	-3.61
5690	72.840	20.40	-	-	-	20.40	24.00	-3.60	6.60	27.00	30.00	-3.00

Table 304 - ISED Maximum Conducted (average) Output Power Results

Test Configuration			
Frequency Range:	5.470-5.725 GHz	Band:	U-NII-2C
Limit Clause(s):	15.407 (a)(2)	Test Method(s):	C63.10 12.4.3.2
Additional Reference(s):	-		

DUT Configuration			
Mode:	802.11ax HE160 SU	Duty Cycle (%):	93.3
Modulation Coding Scheme:	MCS2x1	DCCF (dB):	-
Antenna Configuration:	SISO	Peak Antenna Gain (dBi):	6.60
Active Port(s):	A|B (Core 0 | Core 1)	Active Chain(s):	0|1

Test Frequency (MHz)	Minimum 26 dB Bandwidth (MHz)	Maximum Conducted Output Power (dBm)					Limit (dBm)	Margin (dB)
		A	B	C	D	∑		
5570	165.900	13.33	-	-	-	13.33	23.40	-10.07

Table 305 - FCC Maximum Conducted (average) Output Power Results

Test Configuration			
Frequency Range:	5.725-5.850 GHz	Band:	U-NII-3
Limit Clause(s):	15.407 (a)(3) RSS-247 6.2.4.1	Test Method(s):	C63.10 12.4.2.4 C63.10 12.4.3.2
Additional Reference(s):	-		
Note(s):	Straddle channel power was measured using the appropriate SA test method. DCCF was added to the spectrum analyser reference level offset.		

DUT Configuration			
Mode:	802.11a	Duty Cycle (%):	97.8
Data Rate:	12 Mbps	DCCF (dB):	0.10
Antenna Configuration:	SISO	Peak Antenna Gain (dBi):	6.60
Active Port(s):	A|B (Core 0 | Core 1)	Active Chain(s):	0|1

Test Frequency (MHz)	Maximum Conducted Output Power (dBm)					Limit (dBm)	Margin (dB)
	A	B	C	D	∑		
5720	10.78	-	-	-	10.78	29.40	-18.62
5745	-	21.22	-	-	21.22	30.00	-8.78
5785	-	21.11	-	-	21.11	30.00	-8.89
5825	-	21.33	-	-	21.33	30.00	-8.67

Table 306 - Maximum Conducted (average) Output Power Results

Test Configuration			
Frequency Range:	5.725-5.850 GHz	Band:	U-NII-3
Limit Clause(s):	15.407 (a)(3) RSS-247 6.2.4.1	Test Method(s):	C63.10 12.4.2.4 C63.10 12.4.3.2
Additional Reference(s):	-		
Note(s):	Straddle channel power was measured using the appropriate SA test method. DCCF was added to the spectrum analyser reference level offset.		

DUT Configuration			
Mode:	802.11n HT20	Duty Cycle (%):	96.9
Modulation Coding Scheme:	MCS2	DCCF (dB):	0.14
Antenna Configuration:	SISO	Peak Antenna Gain (dBi):	6.60
Active Port(s):	A|B (Core 0 | Core 1)	Active Chain(s):	0|1

Test Frequency (MHz)	Maximum Conducted Output Power (dBm)					Limit (dBm)	Margin (dB)
	A	B	C	D	∑		
5720	11.07	-	-	-	11.07	29.40	-18.33
5745	-	21.34	-	-	21.34	30.00	-8.66
5785	-	21.39	-	-	21.39	30.00	-8.61
5825	-	21.06	-	-	21.06	30.00	-8.94

Table 307 - Maximum Conducted (average) Output Power Results

Test Configuration			
Frequency Range:	5.725-5.850 GHz	Band:	U-NII-3
Limit Clause(s):	15.407 (a)(3) RSS-247 6.2.4.1	Test Method(s):	C63.10 12.4.2.4 C63.10 12.4.3.2
Additional Reference(s):	-		
Note(s):	Straddle channel power was measured using the appropriate SA test method. DCCF was added to the spectrum analyser reference level offset.		

DUT Configuration			
Mode:	802.11n HT40	Duty Cycle (%):	94.5
Modulation Coding Scheme:	MCS2	DCCF (dB):	0.25
Antenna Configuration:	SISO	Peak Antenna Gain (dBi):	6.60
Active Port(s):	A|B (Core 0 | Core 1)	Active Chain(s):	0|1

Test Frequency (MHz)	Maximum Conducted Output Power (dBm)					Limit (dBm)	Margin (dB)
	A	B	C	D	∑		
5710	9.20	-	-	-	9.20	29.40	-20.20
5755	-	21.21	-	-	21.21	30.00	-8.79
5795	-	21.01	-	-	21.01	30.00	-8.99

Table 308 - Maximum Conducted (average) Output Power Results

Test Configuration			
Frequency Range:	5.725-5.850 GHz	Band:	U-NII-3
Limit Clause(s):	15.407 (a)(3) RSS-247 6.2.4.1	Test Method(s):	C63.10 12.4.2.4 C63.10 12.4.3.2
Additional Reference(s):	-		
Note(s):	Straddle channel power was measured using the appropriate SA test method. DCCF was added to the spectrum analyser reference level offset.		

DUT Configuration			
Mode:	802.11ac VHT80	Duty Cycle (%):	90.5
Modulation Coding Scheme:	MCS2x1	DCCF (dB):	0.44
Antenna Configuration:	SISO	Peak Antenna Gain (dBi):	6.60
Active Port(s):	A|B (Core 0 | Core 1)	Active Chain(s):	0|1

Test Frequency (MHz)	Maximum Conducted Output Power (dBm)					Limit (dBm)	Margin (dB)
	A	B	C	D	∑		
5690	5.76	-	-	-	5.76	29.40	-23.64
5775	-	19.05	-	-	19.05	30.00	-10.95

Table 309 - Maximum Conducted (average) Output Power Results

Test Configuration			
Frequency Range:	5.725-5.850 GHz	Band:	U-NII-3
Limit Clause(s):	15.407 (a)(3) RSS-247 6.2.4.1	Test Method(s):	C63.10 12.4.2.4 C63.10 12.4.3.2
Additional Reference(s):	-		
Note(s):	Straddle channel power was measured using the appropriate SA test method. DCCF was added to the spectrum analyser reference level offset.		

DUT Configuration			
Mode:	802.11ax HE20 SU	Duty Cycle (%):	96.2
Modulation Coding Scheme:	MCS2x1	DCCF (dB):	0.17
Antenna Configuration:	SISO	Peak Antenna Gain (dBi):	6.60
Active Port(s):	A|B (Core 0 | Core 1)	Active Chain(s):	0|1

Test Frequency (MHz)	Maximum Conducted Output Power (dBm)					Limit (dBm)	Margin (dB)
	A	B	C	D	∑		
5720	11.87	-	-	-	11.87	29.40	-17.53
5745	-	21.12	-	-	21.12	30.00	-8.88
5785	-	21.43	-	-	21.43	30.00	-8.57
5825	-	21.15	-	-	21.15	30.00	-8.85

Table 310 - Maximum Conducted (average) Output Power Results

Test Configuration			
Frequency Range:	5.725-5.850 GHz	Band:	U-NII-3
Limit Clause(s):	15.407 (a)(3) RSS-247 6.2.4.1	Test Method(s):	C63.10 12.4.2.4 C63.10 12.4.3.2
Additional Reference(s):	-		
Note(s):	Straddle channel power was measured using the appropriate SA test method. DCCF was added to the spectrum analyser reference level offset.		

DUT Configuration			
Mode:	802.11ax HE40 SU	Duty Cycle (%):	96.3
Modulation Coding Scheme:	MCS2x1	DCCF (dB):	0.17
Antenna Configuration:	SISO	Peak Antenna Gain (dBi):	6.60
Active Port(s):	A|B (Core 0 | Core 1)	Active Chain(s):	0|1

Test Frequency (MHz)	Maximum Conducted Output Power (dBm)					Limit (dBm)	Margin (dB)
	A	B	C	D	∑		
5710	9.92	-	-	-	9.92	29.40	-19.48
5755	-	21.34	-	-	21.34	30.00	-8.66
5795	-	21.15	-	-	21.15	30.00	-8.85

Table 311 - Maximum Conducted (average) Output Power Results

Test Configuration			
Frequency Range:	5.725-5.850 GHz	Band:	U-NII-3
Limit Clause(s):	15.407 (a)(3) RSS-247 6.2.4.1	Test Method(s):	C63.10 12.4.2.4 C63.10 12.4.3.2
Additional Reference(s):	-		
Note(s):	Straddle channel power was measured using the appropriate SA test method. DCCF was added to the spectrum analyser reference level offset.		

DUT Configuration			
Mode:	802.11ax HE80 SU	Duty Cycle (%):	96.0
Modulation Coding Scheme:	MCS2x1	DCCF (dB):	0.18
Antenna Configuration:	SISO	Peak Antenna Gain (dBi):	6.60
Active Port(s):	A|B (Core 0 | Core 1)	Active Chain(s):	0|1

Test Frequency (MHz)	Maximum Conducted Output Power (dBm)					Limit (dBm)	Margin (dB)
	A	B	C	D	∑		
5690	5.70	-	-	-	5.70	29.40	-23.70
5775	-	18.50	-	-	18.50	30.00	-11.50

Table 312 - Maximum Conducted (average) Output Power Results

Test Configuration			
Frequency Range:	5.150-5.250 GHz	Band:	U-NII-1
Limit Clause(s):	15.407 (a)(1)(iv)	Test Method(s):	C63.10 12.4.3.2
Additional Reference(s):	-		

DUT Configuration			
Mode:	802.11ax HE20 RU26	Duty Cycle (%):	97.9
Modulation Coding Scheme:	MCS2x1	DCCF (dB):	-
Antenna Configuration:	SISO	Peak Antenna Gain (dBi):	7.19
Active Port(s):	A|B (Core 0 | Core 1)	Active Chain(s):	0|1

Test Frequency (MHz)	Maximum Conducted Output Power (dBm)					Limit (dBm)	Margin (dB)
	A	B	C	D	∑		
5180 (RU26.0)	-	10.52	-	-	10.52	22.81	-12.29
5220 (RU26.0)	-	10.68	-	-	10.68	22.81	-12.13
5240 (RU26.8)	-	10.34	-	-	10.34	22.81	-12.47

Table 313 - FCC Maximum Conducted (average) Output Power Results

Test Configuration			
Frequency Range:	5.150-5.250 GHz	Band:	U-NII-1
Limit Clause(s):	15.407 (a)(1)(iv)	Test Method(s):	C63.10 12.4.3.2
Additional Reference(s):	-		

DUT Configuration			
Mode:	802.11ax HE20 RU52	Duty Cycle (%):	97.7
Modulation Coding Scheme:	MCS2x1	DCCF (dB):	-
Antenna Configuration:	SISO	Peak Antenna Gain (dBi):	7.19
Active Port(s):	A|B (Core 0 | Core 1)	Active Chain(s):	0|1

Test Frequency (MHz)	Maximum Conducted Output Power (dBm)					Limit (dBm)	Margin (dB)
	A	B	C	D	∑		
5180 (RU52.37)	-	13.33	-	-	13.33	22.81	-9.48
5220 (RU52.37)	-	13.49	-	-	13.49	22.81	-9.32
5240 (RU52.40)	-	13.34	-	-	13.34	22.81	-9.47

Table 314 - FCC Maximum Conducted (average) Output Power Results

Test Configuration			
Frequency Range:	5.150-5.250 GHz	Band:	U-NII-1
Limit Clause(s):	15.407 (a)(1)(iv)	Test Method(s):	C63.10 12.4.3.2
Additional Reference(s):	-		

DUT Configuration			
Mode:	802.11ax HE20 RU106	Duty Cycle (%):	98.2
Modulation Coding Scheme:	MCS2x1	DCCF (dB):	-
Antenna Configuration:	SISO	Peak Antenna Gain (dBi):	7.19
Active Port(s):	A|B (Core 0 | Core 1)	Active Chain(s):	0|1

Test Frequency (MHz)	Maximum Conducted Output Power (dBm)					Limit (dBm)	Margin (dB)
	A	B	C	D	∑		
5180 (RU106.53)	-	14.75	-	-	14.75	22.81	-8.06
5220 (RU106.53)	-	16.47	-	-	16.47	22.81	-6.34
5240 (RU106.54)	-	16.25	-	-	16.25	22.81	-6.56

Table 315 - FCC Maximum Conducted (average) Output Power Results

Test Configuration			
Frequency Range:	5.150-5.250 GHz	Band:	U-NII-1
Limit Clause(s):	RSS-247 6.2.1.1	Test Method(s):	C63.10 12.4.3.2
Additional Reference(s):	-		

DUT Configuration			
Mode:	802.11ax HE20 RU26	Duty Cycle (%):	97.8
Modulation Coding Scheme:	MCS2x1	DCCF (dB):	-
Antenna Configuration:	SISO	Peak Antenna Gain (dBi):	7.19
Active Port(s):	A|B (Core 0 | Core 1)	Active Chain(s):	0|1

Test Frequency (MHz)	Minimum 99% OBW (MHz)	Maximum Conducted Output Power (dBm)					Gain (dBi)	EIRP (dBm)	EIRP Limit (dBm)	EIRP Margin (dB)
		A	B	C	D	∑				
5180 (RU26.0)	18.420	-	2.88	-	-	2.88	7.19	10.07	22.65	-12.58
5220 (RU26.0)	18.420	-	2.89	-	-	2.89	7.19	10.08	22.65	-12.57
5240 (RU26.8)	18.360	-	2.80	-	-	2.80	7.19	9.99	22.64	-12.65

Table 316 - ISED Maximum Conducted (average) Output Power Results

Test Configuration			
Frequency Range:	5.150-5.250 GHz	Band:	U-NII-1
Limit Clause(s):	RSS-247 6.2.1.1	Test Method(s):	C63.10 12.4.3.2
Additional Reference(s):	-		

DUT Configuration			
Mode:	802.11ax HE20 RU52	Duty Cycle (%):	97.7
Modulation Coding Scheme:	MCS2x1	DCCF (dB):	-
Antenna Configuration:	SISO	Peak Antenna Gain (dBi):	7.19
Active Port(s):	A|B (Core 0 | Core 1)	Active Chain(s):	0|1

Test Frequency (MHz)	Minimum 99% OBW (MHz)	Maximum Conducted Output Power (dBm)					Gain (dBi)	EIRP (dBm)	EIRP Limit (dBm)	EIRP Margin (dB)
		A	B	C	D	∑				
5180 (RU52.37)	18.180	-	5.94	-	-	5.94	7.19	13.13	22.60	-9.47
5220 (RU52.37)	18.180	-	5.85	-	-	5.85	7.19	13.04	22.60	-9.55
5240 (RU52.40)	18.300	-	5.84	-	-	5.84	7.19	13.03	22.62	-9.59

Table 317 - ISED Maximum Conducted (average) Output Power Results

Test Configuration			
Frequency Range:	5.150-5.250 GHz	Band:	U-NII-1
Limit Clause(s):	RSS-247 6.2.1.1	Test Method(s):	C63.10 12.4.3.2
Additional Reference(s):	-		

DUT Configuration			
Mode:	802.11ax HE20 RU106	Duty Cycle (%):	98.0
Modulation Coding Scheme:	MCS2x1	DCCF (dB):	-
Antenna Configuration:	SISO	Peak Antenna Gain (dBi):	7.19
Active Port(s):	A|B (Core 0 | Core 1)	Active Chain(s):	0|1

Test Frequency (MHz)	Minimum 99% OBW (MHz)	Maximum Conducted Output Power (dBm)					Gain (dBi)	EIRP (dBm)	EIRP Limit (dBm)	EIRP Margin (dB)
		A	B	C	D	∑				
5180 (RU106.53)	18.180	-	8.88	-	-	8.88	7.19	16.07	22.60	-6.53
5220 (RU106.53)	18.180	-	8.76	-	-	8.76	7.19	15.95	22.60	-6.64
5240 (RU106.54)	18.180	-	8.96	-	-	8.96	7.19	16.15	22.60	-6.45

Table 318 - ISED Maximum Conducted (average) Output Power Results

Test Configuration			
Frequency Range:	5.250-5.350 GHz	Band:	U-NII-2A
Limit Clause(s):	15.407 (a)(2) RSS-247 6.2.2.1	Test Method(s):	C63.10 12.4.3.2
Additional Reference(s):	-		

DUT Configuration			
Mode:	802.11ax HE20 RU52	Duty Cycle (%):	97.1
Modulation Coding Scheme:	MCS2x1	DCCF (dB):	-
Antenna Configuration:	SISO	Peak Antenna Gain (dBi):	7.01
Active Port(s):	A|B (Core 0 | Core 1)	Active Chain(s):	0|1

Test Frequency (MHz)	Minimum 26 dB Bandwidth (MHz)	Maximum Conducted Output Power (dBm)					Limit (dBm)	Margin (dB)
		A	B	C	D	∑		
5260 (RU52.37)	20.040	13.38	-	-	-	13.38	22.99	-9.61
5300 (RU52.37)	20.040	13.47	-	-	-	13.47	22.99	-9.52
5320 (RU52.40)	20.100	9.72	-	-	-	9.72	22.99	-13.27

Table 319 - FCC Maximum Conducted (average) Output Power Results

Test Frequency (MHz)	Minimum 99% OBW (MHz)	Maximum Conducted Output Power (dBm)					Limit (dBm)	Margin (dB)	Gain (dBi)	EIRP (dBm)	EIRP Limit (dBm)	EIRP Margin (dB)
		A	B	C	D	∑						
5260 (RU52.37)	18.180	13.38	-	-	-	13.38	23.60	-10.21	7.01	20.39	29.60	-9.20
5300 (RU52.37)	18.180	13.47	-	-	-	13.47	23.60	-10.13	7.01	20.48	29.60	-9.12
5320 (RU52.40)	18.300	9.72	-	-	-	9.72	23.62	-13.91	7.01	16.73	29.62	-12.90

Table 320 - ISED Maximum Conducted (average) Output Power Results

Test Configuration			
Frequency Range:	5.250-5.350 GHz	Band:	U-NII-2A
Limit Clause(s):	15.407 (a)(2) RSS-247 6.2.2.1	Test Method(s):	C63.10 12.4.3.2
Additional Reference(s):	-		

DUT Configuration			
Mode:	802.11ax HE20 RU106	Duty Cycle (%):	97.9
Modulation Coding Scheme:	MCS2x1	DCCF (dB):	-
Antenna Configuration:	SISO	Peak Antenna Gain (dBi):	7.01
Active Port(s):	A|B (Core 0 | Core 1)	Active Chain(s):	0|1

Test Frequency (MHz)	Minimum 26 dB Bandwidth (MHz)	Maximum Conducted Output Power (dBm)					Limit (dBm)	Margin (dB)
		A	B	C	D	∑		
5260 (RU106.53)	20.460	16.73	-	-	-	16.73	22.99	-6.26
5300 (RU106.53)	20.520	16.26	-	-	-	16.26	22.99	-6.73
5320 (RU106.54)	20.640	12.69	-	-	-	12.69	22.99	-10.30

Table 321 - FCC Maximum Conducted (average) Output Power Results

Test Frequency (MHz)	Minimum 99% OBW (MHz)	Maximum Conducted Output Power (dBm)					Limit (dBm)	Margin (dB)	Gain (dBi)	EIRP (dBm)	EIRP Limit (dBm)	EIRP Margin (dB)
		A	B	C	D	∑						
5260 (RU106.53)	18.180	16.73	-	-	-	16.73	23.60	-6.86	7.01	23.74	29.60	-5.85
5300 (RU106.53)	18.180	16.26	-	-	-	16.26	23.60	-7.34	7.01	23.27	29.60	-6.33
5320 (RU106.54)	18.240	12.69	-	-	-	12.69	23.61	-10.92	7.01	19.70	29.61	-9.91

Table 322 - ISED Maximum Conducted (average) Output Power Results

Test Configuration			
Frequency Range:	5.470-5.725 GHz	Band:	U-NII-2C
Limit Clause(s):	15.407 (a)(2) RSS-247 6.2.3.1	Test Method(s):	C63.10 12.4.2.4 C63.10 12.4.3.2
Additional Reference(s):	-		
Note(s):	Straddle channel power was measured using the appropriate SA test method. DCCF was added to the spectrum analyser reference level offset.		

DUT Configuration			
Mode:	802.11ax HE20 RU52	Duty Cycle (%):	97.0
Modulation Coding Scheme:	MCS2x1	DCCF (dB):	0.13
Antenna Configuration:	SISO	Peak Antenna Gain (dBi):	6.60
Active Port(s):	A|B (Core 0 | Core 1)	Active Chain(s):	0|1

Test Frequency (MHz)	Minimum 26 dB Bandwidth (MHz)	Maximum Conducted Output Power (dBm)					Limit (dBm)	Margin (dB)
		A	B	C	D	∑		
5500 (RU52.37)	20.100	13.82	-	-	-	13.82	23.40	-9.58
5580 (RU52.37)	19.920	13.93	-	-	-	13.93	23.39	-9.46
5700 (RU52.40)	19.920	11.25	-	-	-	11.25	23.39	-12.14
5720 (RU52.39)	14.480	13.35	-	-	-	13.35	22.01	-8.65
5720 (RU52.40)	14.480	-1.03	-	-	-	-1.03	22.01	-23.04

Table 323 - FCC Maximum Conducted (average) Output Power Results

Test Frequency (MHz)	Minimum 99% OBW (MHz)	Maximum Conducted Output Power (dBm)					Limit (dBm)	Margin (dB)	Gain (dBi)	EIRP (dBm)	EIRP Limit (dBm)	EIRP Margin (dB)
		A	B	C	D	∑						
5500 (RU52.37)	18.180	13.82	-	-	-	13.82	23.60	-9.78	6.60	20.42	29.60	-9.18
5580 (RU52.37)	18.180	13.93	-	-	-	13.93	23.60	-9.66	6.60	20.53	29.60	-9.06
5700 (RU52.40)	18.240	11.25	-	-	-	11.25	23.61	-12.36	6.60	17.85	29.61	-11.76
5720 (RU52.39)	13.280	13.35	-	-	-	13.35	22.23	-8.88	6.60	19.95	28.23	-8.28
5720 (RU52.40)	13.760	-1.03	-	-	-	-1.03	22.39	-23.42	6.60	5.57	28.39	-22.82

Table 324 - ISED Maximum Conducted (average) Output Power Results

Test Configuration			
Frequency Range:	5.470-5.725 GHz	Band:	U-NII-2C
Limit Clause(s):	15.407 (a)(2) RSS-247 6.2.3.1	Test Method(s):	C63.10 12.4.2.4 C63.10 12.4.3.2
Additional Reference(s):	-		
Note(s):	Straddle channel power was measured using the appropriate SA test method. DCCF was added to the spectrum analyser reference level offset.		

DUT Configuration			
Mode:	802.11ax HE20 RU106	Duty Cycle (%):	97.8
Modulation Coding Scheme:	MCS2x1	DCCF (dB):	0.09
Antenna Configuration:	SISO	Peak Antenna Gain (dBi):	6.60
Active Port(s):	A|B (Core 0 | Core 1)	Active Chain(s):	0|1

Test Frequency (MHz)	Minimum 26 dB Bandwidth (MHz)	Maximum Conducted Output Power (dBm)					Limit (dBm)	Margin (dB)
		A	B	C	D	∑		
5500 (RU106.53)	20.400	16.88	-	-	-	16.88	23.40	-6.52
5580 (RU106.53)	20.340	16.91	-	-	-	16.91	23.40	-6.49
5700 (RU106.54)	20.700	16.81	-	-	-	16.81	23.40	-6.59
5720 (RU106.53)	15.680	17.00	-	-	-	17.00	22.35	-5.35
5720 (RU106.54)	14.960	13.62	-	-	-	13.62	22.15	-8.53

Table 325 - FCC Maximum Conducted (average) Output Power Results

Test Frequency (MHz)	Minimum 99% OBW (MHz)	Maximum Conducted Output Power (dBm)					Limit (dBm)	Margin (dB)	Gain (dBi)	EIRP (dBm)	EIRP Limit (dBm)	EIRP Margin (dB)
		A	B	C	D	∑						
5500 (RU106.53)	18.240	16.88	-	-	-	16.88	23.61	-6.73	6.60	23.48	29.61	-6.13
5580 (RU106.53)	18.180	16.91	-	-	-	16.91	23.60	-6.68	6.60	23.51	29.60	-6.08
5700 (RU106.54)	18.240	16.81	-	-	-	16.81	23.61	-6.80	6.60	23.41	29.61	-6.20
5720 (RU106.53)	14.540	17.00	-	-	-	17.00	22.63	-5.62	6.60	23.60	28.63	-5.02
5720 (RU106.54)	13.580	13.62	-	-	-	13.62	22.33	-8.71	6.60	20.22	28.33	-8.11

Table 326 - ISED Maximum Conducted (average) Output Power Results

Test Configuration			
Frequency Range:	5.725-5.850 GHz	Band:	U-NII-3
Limit Clause(s):	15.407 (a)(3) RSS-247 6.2.4.1	Test Method(s):	C63.10 12.4.3.2
Additional Reference(s):	-		

DUT Configuration			
Mode:	802.11ax HE20 RU26	Duty Cycle (%):	97.2
Modulation Coding Scheme:	MCS2x1	DCCF (dB):	-
Antenna Configuration:	SISO	Peak Antenna Gain (dBi):	5.17
Active Port(s):	A|B (Core 0 | Core 1)	Active Chain(s):	0|1

Test Frequency (MHz)	Maximum Conducted Output Power (dBm)					Limit (dBm)	Margin (dB)
	A	B	C	D	∑		
5745 (RU26.0)	-	13.21	-	-	13.21	30.00	-16.79
5785 (RU26.0)	-	13.16	-	-	13.16	30.00	-16.84
5825 (RU26.8)	-	13.23	-	-	13.23	30.00	-16.77

Table 327 - Maximum Conducted (average) Output Power Results

Test Configuration			
Frequency Range:	5.725-5.850 GHz	Band:	U-NII-3
Limit Clause(s):	15.407 (a)(3) RSS-247 6.2.4.1	Test Method(s):	C63.10 12.4.2.4 C63.10 12.4.3.2
Additional Reference(s):	-		
Note(s):	Straddle channel power was measured using the appropriate SA test method. DCCF was added to the spectrum analyser reference level offset.		

DUT Configuration			
Mode:	802.11ax HE20 RU52	Duty Cycle (%):	97.1
Modulation Coding Scheme:	MCS2x1	DCCF (dB):	0.13
Antenna Configuration:	SISO	Peak Antenna Gain (dBi):	6.60
Active Port(s):	A|B (Core 0 | Core 1)	Active Chain(s):	0|1

Test Frequency (MHz)	Maximum Conducted Output Power (dBm)					Limit (dBm)	Margin (dB)
	A	B	C	D	∑		
5720 (RU52.39)	3.88	-	-	-	3.88	29.40	-25.52
5720 (RU52.40)	13.87	-	-	-	13.87	29.40	-15.53
5745 (RU52.37)	-	16.28	-	-	16.28	30.00	-13.72
5785 (RU52.37)	-	16.27	-	-	16.27	30.00	-13.73
5825 (RU52.40)	-	16.01	-	-	16.01	30.00	-13.99

Table 328 - Maximum Conducted (average) Output Power Results

Test Configuration			
Frequency Range:	5.725-5.850 GHz	Band:	U-NII-3
Limit Clause(s):	15.407 (a)(3) RSS-247 6.2.4.1	Test Method(s):	C63.10 12.4.2.4 C63.10 12.4.3.2
Additional Reference(s):	-		
Note(s):	Straddle channel power was measured using the appropriate SA test method. DCCF was added to the spectrum analyser reference level offset.		

DUT Configuration			
Mode:	802.11ax HE20 RU106	Duty Cycle (%):	97.9
Modulation Coding Scheme:	MCS2x1	DCCF (dB):	0.09
Antenna Configuration:	SISO	Peak Antenna Gain (dBi):	6.60
Active Port(s):	A|B (Core 0 | Core 1)	Active Chain(s):	0|1

Test Frequency (MHz)	Maximum Conducted Output Power (dBm)					Limit (dBm)	Margin (dB)
	A	B	C	D	∑		
5720 (RU106.53)	-6.01	-	-	-	-6.01	29.40	-35.41
5720 (RU106.54)	14.09	-	-	-	14.09	29.40	-15.31
5745 (RU106.53)	-	19.08	-	-	19.08	30.00	-10.92
5785 (RU106.53)	-	19.33	-	-	19.33	30.00	-10.67
5825 (RU106.54)	-	19.22	-	-	19.22	30.00	-10.78

Table 329 - Maximum Conducted (average) Output Power Results

Test Configuration			
Frequency Range:	5.150-5.250 GHz	Band:	U-NII-1
Limit Clause(s):	15.407 (a)(1)(iv)	Test Method(s):	C63.10 12.4.3.2
Additional Reference(s):	662911 D01 v02r01 F)2)f)(i), 662911 D01 v02r01 E)1)		

DUT Configuration			
Mode:	802.11n HT20	Duty Cycle (%):	97.4
Modulation Coding Scheme:	MCS2	DCCF (dB):	-
Antenna Configuration:	MIMO CDD	Peak Antenna Gain (dBi):	7.19
Active Port(s):	A+B (Core 0 + Core 1)	Active Chain(s):	0+1

Test Frequency (MHz)	Maximum Conducted Output Power (dBm)					Limit (dBm)	Margin (dB)
	A	B	C	D	∑		
5180	12.70	12.27	-	-	15.50	22.81	-7.31
5220	12.74	12.59	-	-	15.68	22.81	-7.13
5240	11.93	12.31	-	-	15.14	22.81	-7.67

Table 330 - FCC Maximum Conducted (average) Output Power Results

Test Configuration			
Frequency Range:	5.150-5.250 GHz	Band:	U-NII-1
Limit Clause(s):	15.407 (a)(1)(iv)	Test Method(s):	C63.10 12.4.3.2
Additional Reference(s):	662911 D01 v02r01 F)2)f)(i), 662911 D01 v02r01 E)1)		

DUT Configuration			
Mode:	802.11n HT40	Duty Cycle (%):	95.7
Modulation Coding Scheme:	MCS2	DCCF (dB):	-
Antenna Configuration:	MIMO CDD	Peak Antenna Gain (dBi):	7.19
Active Port(s):	A+B (Core 0 + Core 1)	Active Chain(s):	0+1

Test Frequency (MHz)	Maximum Conducted Output Power (dBm)					Limit (dBm)	Margin (dB)
	A	B	C	D	∑		
5190	15.24	15.09	-	-	18.17	22.81	-4.64
5230	15.21	15.12	-	-	18.18	22.81	-4.63

Table 331 - FCC Maximum Conducted (average) Output Power Results

Test Configuration			
Frequency Range:	5.150-5.250 GHz	Band:	U-NII-1
Limit Clause(s):	15.407 (a)(1)(iv)	Test Method(s):	C63.10 12.4.3.2
Additional Reference(s):	662911 D01 v02r01 F)2)f)(i), 662911 D01 v02r01 E)1)		

DUT Configuration			
Mode:	802.11ac VHT80	Duty Cycle (%):	92.5
Modulation Coding Scheme:	MCS2x1	DCCF (dB):	-
Antenna Configuration:	MIMO CDD	Peak Antenna Gain (dBi):	7.19
Active Port(s):	A+B (Core 0 + Core 1)	Active Chain(s):	0+1

Test Frequency (MHz)	Maximum Conducted Output Power (dBm)					Limit (dBm)	Margin (dB)
	A	B	C	D	∑		
5210	13.38	13.22	-	-	16.31	22.81	-6.50

Table 332 - FCC Maximum Conducted (average) Output Power Results

Test Configuration			
Frequency Range:	5.150-5.250 GHz	Band:	U-NII-1
Limit Clause(s):	15.407 (a)(1)(iv)	Test Method(s):	C63.10 12.4.2.4
Additional Reference(s):	662911 D01 v02r01 F)2)f)(i), 662911 D01 v02r01 E)1)		
Note(s):	Straddle channel power was measured using the appropriate SA test method. DCCF was added to the spectrum analyser reference level offset.		

DUT Configuration			
Mode:	802.11ac VHT160	Duty Cycle (%):	87.7
Modulation Coding Scheme:	MCS2x1	DCCF (dB):	0.57
Antenna Configuration:	MIMO CDD	Peak Antenna Gain (dBi):	7.19
Active Port(s):	A+B (Core 0 + Core 1)	Active Chain(s):	0+1

Test Frequency (MHz)	Maximum Conducted Output Power (dBm)					Limit (dBm)	Margin (dB)
	A	B	C	D	∑		
5250	7.91	7.65	-	-	10.80	22.81	-12.01

Table 333 - FCC Maximum Conducted (average) Output Power Results

Test Configuration			
Frequency Range:	5.150-5.250 GHz	Band:	U-NII-1
Limit Clause(s):	15.407 (a)(1)(iv)	Test Method(s):	C63.10 12.4.3.2
Additional Reference(s):	662911 D01 v02r01 F)2)f)(i), 662911 D01 v02r01 E)1)		

DUT Configuration			
Mode:	802.11ax HE20 SU	Duty Cycle (%):	96.9
Modulation Coding Scheme:	MCS2x1	DCCF (dB):	-
Antenna Configuration:	MIMO CDD	Peak Antenna Gain (dBi):	7.19
Active Port(s):	A+B (Core 0 + Core 1)	Active Chain(s):	0+1

Test Frequency (MHz)	Maximum Conducted Output Power (dBm)					Limit (dBm)	Margin (dB)
	A	B	C	D	∑		
5180	12.58	12.20	-	-	15.40	22.81	-7.41
5220	12.66	12.42	-	-	15.55	22.81	-7.26
5240	12.54	12.56	-	-	15.56	22.81	-7.25

Table 334 - FCC Maximum Conducted (average) Output Power Results

Test Configuration			
Frequency Range:	5.150-5.250 GHz	Band:	U-NII-1
Limit Clause(s):	15.407 (a)(1)(iv)	Test Method(s):	C63.10 12.4.3.2
Additional Reference(s):	662911 D01 v02r01 F)2)f)(i), 662911 D01 v02r01 E)1)		

DUT Configuration			
Mode:	802.11ax HE40 SU	Duty Cycle (%):	97.0
Modulation Coding Scheme:	MCS2x1	DCCF (dB):	-
Antenna Configuration:	MIMO CDD	Peak Antenna Gain (dBi):	7.19
Active Port(s):	A+B (Core 0 + Core 1)	Active Chain(s):	0+1

Test Frequency (MHz)	Maximum Conducted Output Power (dBm)					Limit (dBm)	Margin (dB)
	A	B	C	D	∑		
5190	13.65	13.32	-	-	16.50	22.81	-6.31
5230	15.12	15.06	-	-	18.10	22.81	-4.71

Table 335 - FCC Maximum Conducted (average) Output Power Results

Test Configuration			
Frequency Range:	5.150-5.250 GHz	Band:	U-NII-1
Limit Clause(s):	15.407 (a)(1)(iv)	Test Method(s):	C63.10 12.4.3.2
Additional Reference(s):	662911 D01 v02r01 F)2)f)(i), 662911 D01 v02r01 E)1)		

DUT Configuration			
Mode:	802.11ax HE80 SU	Duty Cycle (%):	96.9
Modulation Coding Scheme:	MCS2x1	DCCF (dB):	-
Antenna Configuration:	MIMO CDD	Peak Antenna Gain (dBi):	7.19
Active Port(s):	A+B (Core 0 + Core 1)	Active Chain(s):	0+1

Test Frequency (MHz)	Maximum Conducted Output Power (dBm)					Limit (dBm)	Margin (dB)
	A	B	C	D	∑		
5210	11.66	12.12	-	-	14.91	22.81	-7.90

Table 336 - FCC Maximum Conducted (average) Output Power Results

Test Configuration			
Frequency Range:	5.150-5.250 GHz	Band:	U-NII-1
Limit Clause(s):	15.407 (a)(1)(iv)	Test Method(s):	C63.10 12.4.2.4
Additional Reference(s):	662911 D01 v02r01 F)2)f)(i), 662911 D01 v02r01 E)1)		
Note(s):	Straddle channel power was measured using the appropriate SA test method. DCCF was added to the spectrum analyser reference level offset.		

DUT Configuration			
Mode:	802.11ax HE160 SU	Duty Cycle (%):	94.1
Modulation Coding Scheme:	MCS2x1	DCCF (dB):	0.26
Antenna Configuration:	MIMO CDD	Peak Antenna Gain (dBi):	7.19
Active Port(s):	A+B (Core 0 + Core 1)	Active Chain(s):	0+1

Test Frequency (MHz)	Maximum Conducted Output Power (dBm)					Limit (dBm)	Margin (dB)
	A	B	C	D	∑		
5250	8.16	8.27	-	-	11.23	22.81	-11.58

Table 337 - FCC Maximum Conducted (average) Output Power Results

est Configuration			
Frequency Range:	5.150-5.250 GHz	Band:	U-NII-1
Limit Clause(s):	RSS-247 6.2.1.1	Test Method(s):	C63.10 12.4.3.2
Additional Reference(s):	662911 D01 v02r01 F)2)f)(i), 662911 D01 v02r01 E)1)		

DUT Configuration			
Mode:	802.11n HT20	Duty Cycle (%):	97.7
Modulation Coding Scheme:	MCS2	DCCF (dB):	-
Antenna Configuration:	MIMO CDD	Peak Antenna Gain (dBi):	7.19
Active Port(s):	A+B (Core 0 + Core 1)	Active Chain(s):	0+1

Test Frequency (MHz)	Minimum 99% OBW (MHz)	Maximum Conducted Output Power (dBm)					Gain (dBi)	EIRP (dBm)	EIRP Limit (dBm)	EIRP Margin (dB)
		A	B	C	D	∑				
5180	17.820	5.14	4.82	-	-	7.99	7.19	15.18	22.51	-7.33
5220	17.700	4.79	4.56	-	-	7.68	7.19	14.87	22.48	-7.61
5240	17.700	5.05	4.70	-	-	7.89	7.19	15.08	22.48	-7.40

Table 338 - ISED Maximum Conducted (average) Output Power Results

Test Configuration			
Frequency Range:	5.150-5.250 GHz	Band:	U-NII-1
Limit Clause(s):	RSS-247 6.2.1.1	Test Method(s):	C63.10 12.4.3.2
Additional Reference(s):	662911 D01 v02r01 F)2)f)(i), 662911 D01 v02r01 E)1)		

DUT Configuration			
Mode:	802.11n HT40	Duty Cycle (%):	95.5
Modulation Coding Scheme:	MCS2	DCCF (dB):	-
Antenna Configuration:	MIMO CDD	Peak Antenna Gain (dBi):	7.19
Active Port(s):	A+B (Core 0 + Core 1)	Active Chain(s):	0+1

Test Frequency (MHz)	Minimum 99% OBW (MHz)	Maximum Conducted Output Power (dBm)					Gain (dBi)	EIRP (dBm)	EIRP Limit (dBm)	EIRP Margin (dB)
		A	B	C	D	∑				
5190	36.480	7.61	7.45	-	-	10.54	7.19	17.73	23.00	-5.27
5230	36.360	7.75	7.63	-	-	10.70	7.19	17.89	23.00	-5.11

Table 339 - ISED Maximum Conducted (average) Output Power Results

Test Configuration			
Frequency Range:	5.150-5.250 GHz	Band:	U-NII-1
Limit Clause(s):	RSS-247 6.2.1.1	Test Method(s):	C63.10 12.4.3.2
Additional Reference(s):	662911 D01 v02r01 F)2)f)(i), 662911 D01 v02r01 E)1)		

DUT Configuration			
Mode:	802.11ac VHT80	Duty Cycle (%):	92.2
Modulation Coding Scheme:	MCS2x1	DCCF (dB):	-
Antenna Configuration:	MIMO CDD	Peak Antenna Gain (dBi):	7.19
Active Port(s):	A+B (Core 0 + Core 1)	Active Chain(s):	0+1

Test Frequency (MHz)	Minimum 99% OBW (MHz)	Maximum Conducted Output Power (dBm)					Gain (dBi)	EIRP (dBm)	EIRP Limit (dBm)	EIRP Margin (dB)
		A	B	C	D	∑				
5210	75.680	10.35	9.98	-	-	13.18	7.19	20.37	23.00	-2.63

Table 340 - ISED Maximum Conducted (average) Output Power Results

Test Configuration			
Frequency Range:	5.150-5.250 GHz	Band:	U-NII-1
Limit Clause(s):	RSS-247 6.2.1.1	Test Method(s):	C63.10 12.4.2.4
Additional Reference(s):	662911 D01 v02r01 F)2)f)(i), 662911 D01 v02r01 E)1)		
Note(s):	Straddle channel power was measured using the appropriate SA test method. DCCF was added to the spectrum analyser reference level offset.		

DUT Configuration			
Mode:	802.11ac VHT160	Duty Cycle (%):	87.6
Modulation Coding Scheme:	MCS2x1	DCCF (dB):	0.58
Antenna Configuration:	MIMO CDD	Peak Antenna Gain (dBi):	7.19
Active Port(s):	A+B (Core 0 + Core 1)	Active Chain(s):	0+1

Test Frequency (MHz)	Minimum 99% OBW (MHz)	Maximum Conducted Output Power (dBm)					Gain (dBi)	EIRP (dBm)	EIRP Limit (dBm)	EIRP Margin (dB)
		A	B	C	D	∑				
5250	76.860	7.97	8.12	-	-	11.06	7.19	18.25	23.00	-4.75

Table 341 - ISED Maximum Conducted (average) Output Power Results

Test Configuration			
Frequency Range:	5.150-5.250 GHz	Band:	U-NII-1
Limit Clause(s):	RSS-247 6.2.1.1	Test Method(s):	C63.10 12.4.3.2
Additional Reference(s):	662911 D01 v02r01 F)2)f)(i), 662911 D01 v02r01 E)1)		

DUT Configuration			
Mode:	802.11ax HE20 SU	Duty Cycle (%):	97.2
Modulation Coding Scheme:	MCS2x1	DCCF (dB):	-
Antenna Configuration:	MIMO CDD	Peak Antenna Gain (dBi):	7.19
Active Port(s):	A+B (Core 0 + Core 1)	Active Chain(s):	0+1

Test Frequency (MHz)	Minimum 99% OBW (MHz)	Maximum Conducted Output Power (dBm)					Gain (dBi)	EIRP (dBm)	EIRP Limit (dBm)	EIRP Margin (dB)
		A	B	C	D	∑				
5180	18.960	5.16	4.77	-	-	7.98	7.19	15.17	22.78	-7.61
5220	18.900	5.04	4.81	-	-	7.94	7.19	15.13	22.76	-7.63
5240	18.900	4.88	4.67	-	-	7.79	7.19	14.98	22.76	-7.79

Table 342 - ISED Maximum Conducted (average) Output Power Results

Test Configuration			
Frequency Range:	5.150-5.250 GHz	Band:	U-NII-1
Limit Clause(s):	RSS-247 6.2.1.1	Test Method(s):	C63.10 12.4.3.2
Additional Reference(s):	662911 D01 v02r01 F)2)f)(i), 662911 D01 v02r01 E)1)		

DUT Configuration			
Mode:	802.11ax HE40 SU	Duty Cycle (%):	97.1
Modulation Coding Scheme:	MCS2x1	DCCF (dB):	-
Antenna Configuration:	MIMO CDD	Peak Antenna Gain (dBi):	7.19
Active Port(s):	A+B (Core 0 + Core 1)	Active Chain(s):	0+1

Test Frequency (MHz)	Minimum 99% OBW (MHz)	Maximum Conducted Output Power (dBm)					Gain (dBi)	EIRP (dBm)	EIRP Limit (dBm)	EIRP Margin (dB)
		A	B	C	D	∑				
5190	37.920	7.72	7.57	-	-	10.66	7.19	17.85	23.00	-5.15
5230	37.800	7.47	7.56	-	-	10.53	7.19	17.72	23.00	-5.28

Table 343 - ISED Maximum Conducted (average) Output Power Results

Test Configuration			
Frequency Range:	5.150-5.250 GHz	Band:	U-NII-1
Limit Clause(s):	RSS-247 6.2.1.1	Test Method(s):	C63.10 12.4.3.2
Additional Reference(s):	662911 D01 v02r01 F)2)f)(i), 662911 D01 v02r01 E)1)		

DUT Configuration			
Mode:	802.11ax HE80 SU	Duty Cycle (%):	96.9
Modulation Coding Scheme:	MCS2x1	DCCF (dB):	-
Antenna Configuration:	MIMO CDD	Peak Antenna Gain (dBi):	7.19
Active Port(s):	A+B (Core 0 + Core 1)	Active Chain(s):	0+1

Test Frequency (MHz)	Minimum 99% OBW (MHz)	Maximum Conducted Output Power (dBm)					Gain (dBi)	EIRP (dBm)	EIRP Limit (dBm)	EIRP Margin (dB)
		A	B	C	D	∑				
5210	77.000	10.38	10.31	-	-	13.35	7.19	20.54	23.00	-2.46

Table 344 - ISED Maximum Conducted (average) Output Power Results

Test Configuration			
Frequency Range:	5.150-5.250 GHz	Band:	U-NII-1
Limit Clause(s):	RSS-247 6.2.1.1	Test Method(s):	C63.10 12.4.2.4
Additional Reference(s):	662911 D01 v02r01 F)2)f)(i), 662911 D01 v02r01 E)1)		
Note(s):	Straddle channel power was measured using the appropriate SA test method. DCCF was added to the spectrum analyser reference level offset.		

DUT Configuration			
Mode:	802.11ax HE160 SU	Duty Cycle (%):	94.4
Modulation Coding Scheme:	MCS2x1	DCCF (dB):	0.25
Antenna Configuration:	MIMO CDD	Peak Antenna Gain (dBi):	7.19
Active Port(s):	A+B (Core 0 + Core 1)	Active Chain(s):	0+1

Test Frequency (MHz)	Minimum 99% OBW (MHz)	Maximum Conducted Output Power (dBm)					Gain (dBi)	EIRP (dBm)	EIRP Limit (dBm)	EIRP Margin (dB)
		A	B	C	D	∑				
5250	77.700	8.24	8.03	-	-	11.15	7.19	18.34	23.00	-4.66

Table 345 - ISED Maximum Conducted (average) Output Power Results

Test Configuration			
Frequency Range:	5.250-5.350 GHz	Band:	U-NII-2A
Limit Clause(s):	15.407 (a)(2) RSS-247 6.2.2.1	Test Method(s):	C63.10 12.4.3.2
Additional Reference(s):	662911 D01 v02r01 F)2)f)(i), 662911 D01 v02r01 E)1)		

DUT Configuration			
Mode:	802.11n HT20	Duty Cycle (%):	96.8
Modulation Coding Scheme:	MCS2	DCCF (dB):	-
Antenna Configuration:	MIMO CDD	Peak Antenna Gain (dBi):	7.01
Active Port(s):	A+B (Core 0 + Core 1)	Active Chain(s):	0+1

Test Frequency (MHz)	Minimum 26 dB Bandwidth (MHz)	Maximum Conducted Output Power (dBm)					Limit (dBm)	Margin (dB)
		A	B	C	D	∑		
5260	21.000	12.64	12.90	-	-	15.78	22.99	-7.21
5300	21.060	12.71	12.59	-	-	15.66	22.99	-7.33
5320	21.780	12.86	12.49	-	-	15.69	22.99	-7.30

Table 346 - FCC Maximum Conducted (average) Output Power Results

Test Frequency (MHz)	Minimum 99% OBW (MHz)	Maximum Conducted Output Power (dBm)					Limit (dBm)	Margin (dB)	Gain (dBi)	EIRP (dBm)	EIRP Limit (dBm)	EIRP Margin (dB)
		A	B	C	D	∑						
5260	17.700	12.64	12.90	-	-	15.78	23.48	-7.70	7.01	22.79	29.48	-6.69
5300	17.700	12.71	12.59	-	-	15.66	23.48	-7.82	7.01	22.67	29.48	-6.81
5320	17.820	12.86	12.49	-	-	15.69	23.51	-7.82	7.01	22.70	29.51	-6.81

Table 347 - ISED Maximum Conducted (average) Output Power Results

Test Configuration			
Frequency Range:	5.250-5.350 GHz	Band:	U-NII-2A
Limit Clause(s):	15.407 (a)(2) RSS-247 6.2.2.1	Test Method(s):	C63.10 12.4.3.2
Additional Reference(s):	662911 D01 v02r01 F)2)f)(i), 662911 D01 v02r01 E)1)		

DUT Configuration			
Mode:	802.11n HT40	Duty Cycle (%):	94.5
Modulation Coding Scheme:	MCS2	DCCF (dB):	-
Antenna Configuration:	MIMO CDD	Peak Antenna Gain (dBi):	7.01
Active Port(s):	A+B (Core 0 + Core 1)	Active Chain(s):	0+1

Test Frequency (MHz)	Minimum 26 dB Bandwidth (MHz)	Maximum Conducted Output Power (dBm)					Limit (dBm)	Margin (dB)
		A	B	C	D	∑		
5270	41.280	15.37	15.16	-	-	18.28	22.99	-4.71
5310	42.840	14.32	13.96	-	-	17.15	22.99	-5.84

Table 348 - FCC Maximum Conducted (average) Output Power Results

Test Frequency (MHz)	Minimum 99% OBW (MHz)	Maximum Conducted Output Power (dBm)					Limit (dBm)	Margin (dB)	Gain (dBi)	EIRP (dBm)	EIRP Limit (dBm)	EIRP Margin (dB)
		A	B	C	D	∑						
5270	36.240	15.37	15.16	-	-	18.28	24.00	-5.72	7.01	25.29	30.00	-4.71
5310	36.480	14.32	13.96	-	-	17.15	24.00	-6.85	7.01	24.16	30.00	-5.84

Table 349 - ISED Maximum Conducted (average) Output Power Results

Test Configuration			
Frequency Range:	5.250-5.350 GHz	Band:	U-NII-2A
Limit Clause(s):	15.407 (a)(2) RSS-247 6.2.2.1	Test Method(s):	C63.10 12.4.3.2
Additional Reference(s):	662911 D01 v02r01 F)2)f)(i), 662911 D01 v02r01 E)1)		

DUT Configuration			
Mode:	802.11ac VHT80	Duty Cycle (%):	90.0
Modulation Coding Scheme:	MCS2x1	DCCF (dB):	-
Antenna Configuration:	MIMO CDD	Peak Antenna Gain (dBi):	7.01
Active Port(s):	A+B (Core 0 + Core 1)	Active Chain(s):	0+1

Test Frequency (MHz)	Minimum 26 dB Bandwidth (MHz)	Maximum Conducted Output Power (dBm)					Limit (dBm)	Margin (dB)
		A	B	C	D	∑		
5290	84.480	12.19	11.84	-	-	15.03	22.99	-7.96

Table 350 - FCC Maximum Conducted (average) Output Power Results

Test Frequency (MHz)	Minimum 99% OBW (MHz)	Maximum Conducted Output Power (dBm)					Limit (dBm)	Margin (dB)	Gain (dBi)	EIRP (dBm)	EIRP Limit (dBm)	EIRP Margin (dB)
		A	B	C	D	∑						
5290	75.680	12.19	11.84	-	-	15.03	24.00	-8.97	7.01	22.04	30.00	-7.96

Table 351 - ISED Maximum Conducted (average) Output Power Results

Test Configuration			
Frequency Range:	5.250-5.350 GHz	Band:	U-NII-2A
Limit Clause(s):	15.407 (a)(2)	Test Method(s):	C63.10 12.4.2.4
Additional Reference(s):	662911 D01 v02r01 F)2)f)(i), 662911 D01 v02r01 E)1)		
Note(s):	Straddle channel power was measured using the appropriate SA test method. DCCF was added to the spectrum analyser reference level offset.		

DUT Configuration			
Mode:	802.11ac VHT160	Duty Cycle (%):	87.7
Modulation Coding Scheme:	MCS2x1	DCCF (dB):	0.57
Antenna Configuration:	MIMO CDD	Peak Antenna Gain (dBi):	7.19
Active Port(s):	A+B (Core 0 + Core 1)	Active Chain(s):	0+1

Test Frequency (MHz)	Minimum 26 dB Bandwidth (MHz)	Maximum Conducted Output Power (dBm)					Limit (dBm)	Margin (dB)
		A	B	C	D	∑		
5250	82.740	8.42	8.09	-	-	11.27	22.81	-11.54

Table 352 - FCC Maximum Conducted (average) Output Power Results

Test Configuration			
Frequency Range:	5.250-5.350 GHz	Band:	U-NII-2A
Limit Clause(s):	RSS-247 6.2.2.1	Test Method(s):	C63.10 12.4.2.4
Additional Reference(s):	662911 D01 v02r01 F)2)f)(i), 662911 D01 v02r01 E)1)		
Note(s):	Straddle channel power was measured using the appropriate SA test method. DCCF was added to the spectrum analyser reference level offset.		

DUT Configuration			
Mode:	802.11ac VHT160	Duty Cycle (%):	87.6
Modulation Coding Scheme:	MCS2x1	DCCF (dB):	0.58
Antenna Configuration:	MIMO CDD	Peak Antenna Gain (dBi):	7.19
Active Port(s):	A+B (Core 0 + Core 1)	Active Chain(s):	0+1

Test Frequency (MHz)	Minimum 99% OBW (MHz)	Maximum Conducted Output Power (dBm)					Limit (dBm)	Margin (dB)	Gain (dBi)	EIRP (dBm)	EIRP Limit (dBm)	EIRP Margin (dB)
		A	B	C	D	∑						
5250	77.280	8.49	8.57	-	-	11.54	24.00	-12.46	7.19	18.73	30.00	-11.27

Table 353 - ISED Maximum Conducted (average) Output Power Results

Test Configuration			
Frequency Range:	5.250-5.350 GHz	Band:	U-NII-2A
Limit Clause(s):	15.407 (a)(2) RSS-247 6.2.2.1	Test Method(s):	C63.10 12.4.3.2
Additional Reference(s):	662911 D01 v02r01 F)2)f)(i), 662911 D01 v02r01 E)1)		

DUT Configuration			
Mode:	802.11ax HE20 SU	Duty Cycle (%):	96.5
Modulation Coding Scheme:	MCS2x1	DCCF (dB):	-
Antenna Configuration:	MIMO CDD	Peak Antenna Gain (dBi):	7.01
Active Port(s):	A+B (Core 0 + Core 1)	Active Chain(s):	0+1

Test Frequency (MHz)	Minimum 26 dB Bandwidth (MHz)	Maximum Conducted Output Power (dBm)					Limit (dBm)	Margin (dB)
		A	B	C	D	∑		
5260	21.000	12.99	12.84	-	-	15.93	22.99	-7.06
5300	20.940	12.82	12.38	-	-	15.62	22.99	-7.37
5320	21.840	12.83	12.47	-	-	15.67	22.99	-7.32

Table 354 - FCC Maximum Conducted (average) Output Power Results

Test Frequency (MHz)	Minimum 99% OBW (MHz)	Maximum Conducted Output Power (dBm)					Limit (dBm)	Margin (dB)	Gain (dBi)	EIRP (dBm)	EIRP Limit (dBm)	EIRP Margin (dB)
		A	B	C	D	∑						
5260	18.900	12.99	12.84	-	-	15.93	23.76	-7.84	7.01	22.94	29.76	-6.83
5300	18.900	12.82	12.38	-	-	15.62	23.76	-8.15	7.01	22.63	29.76	-7.14
5320	19.020	12.83	12.47	-	-	15.67	23.79	-8.13	7.01	22.68	29.79	-7.12

Table 355 - ISED Maximum Conducted (average) Output Power Results

Test Configuration			
Frequency Range:	5.250-5.350 GHz	Band:	U-NII-2A
Limit Clause(s):	15.407 (a)(2) RSS-247 6.2.2.1	Test Method(s):	C63.10 12.4.3.2
Additional Reference(s):	662911 D01 v02r01 F)2)f)(i), 662911 D01 v02r01 E)1)		

DUT Configuration			
Mode:	802.11ax HE40 SU	Duty Cycle (%):	96.2
Modulation Coding Scheme:	MCS2x1	DCCF (dB):	-
Antenna Configuration:	MIMO CDD	Peak Antenna Gain (dBi):	7.01
Active Port(s):	A+B (Core 0 + Core 1)	Active Chain(s):	0+1

Test Frequency (MHz)	Minimum 26 dB Bandwidth (MHz)	Maximum Conducted Output Power (dBm)					Limit (dBm)	Margin (dB)
		A	B	C	D	∑		
5270	41.520	15.27	15.12	-	-	18.20	22.99	-4.79
5310	43.440	13.45	13.00	-	-	16.24	22.99	-6.75

Table 356 - FCC Maximum Conducted (average) Output Power Results

Test Frequency (MHz)	Minimum 99% OBW (MHz)	Maximum Conducted Output Power (dBm)					Limit (dBm)	Margin (dB)	Gain (dBi)	EIRP (dBm)	EIRP Limit (dBm)	EIRP Margin (dB)
		A	B	C	D	∑						
5270	37.800	15.27	15.12	-	-	18.20	24.00	-5.80	7.01	25.21	30.00	-4.79
5310	37.920	13.45	13.00	-	-	16.24	24.00	-7.76	7.01	23.25	30.00	-6.75

Table 357 - ISED Maximum Conducted (average) Output Power Results

Test Configuration			
Frequency Range:	5.250-5.350 GHz	Band:	U-NII-2A
Limit Clause(s):	15.407 (a)(2) RSS-247 6.2.2.1	Test Method(s):	C63.10 12.4.3.2
Additional Reference(s):	662911 D01 v02r01 F)2)f)(i), 662911 D01 v02r01 E)1)		

DUT Configuration			
Mode:	802.11ax HE80 SU	Duty Cycle (%):	96.0
Modulation Coding Scheme:	MCS2x1	DCCF (dB):	-
Antenna Configuration:	MIMO CDD	Peak Antenna Gain (dBi):	7.01
Active Port(s):	A+B (Core 0 + Core 1)	Active Chain(s):	0+1

Test Frequency (MHz)	Minimum 26 dB Bandwidth (MHz)	Maximum Conducted Output Power (dBm)					Limit (dBm)	Margin (dB)
		A	B	C	D	∑		
5290	83.380	11.73	11.50	-	-	14.63	22.99	-8.36

Table 358 - FCC Maximum Conducted (average) Output Power Results

Test Frequency (MHz)	Minimum 99% OBW (MHz)	Maximum Conducted Output Power (dBm)					Limit (dBm)	Margin (dB)	Gain (dBi)	EIRP (dBm)	EIRP Limit (dBm)	EIRP Margin (dB)
		A	B	C	D	∑						
5290	77.000	11.73	11.50	-	-	14.63	24.00	-9.37	7.01	21.64	30.00	-8.36

Table 359 - ISED Maximum Conducted (average) Output Power Results

Test Configuration			
Frequency Range:	5.250-5.350 GHz	Band:	U-NII-2A
Limit Clause(s):	15.407 (a)(2)	Test Method(s):	C63.10 12.4.2.4
Additional Reference(s):	662911 D01 v02r01 F)2)f)(i), 662911 D01 v02r01 E)1)		
Note(s):	Straddle channel power was measured using the appropriate SA test method. DCCF was added to the spectrum analyser reference level offset.		

DUT Configuration			
Mode:	802.11ax HE160 SU	Duty Cycle (%):	94.1
Modulation Coding Scheme:	MCS2x1	DCCF (dB):	0.26
Antenna Configuration:	MIMO CDD	Peak Antenna Gain (dBi):	7.19
Active Port(s):	A+B (Core 0 + Core 1)	Active Chain(s):	0+1

Test Frequency (MHz)	Minimum 26 dB Bandwidth (MHz)	Maximum Conducted Output Power (dBm)					Limit (dBm)	Margin (dB)
		A	B	C	D	∑		
5250	82.740	8.68	8.71	-	-	11.70	22.81	-11.11

Table 360 - FCC Maximum Conducted (average) Output Power Results

Test Configuration			
Frequency Range:	5.250-5.350 GHz	Band:	U-NII-2A
Limit Clause(s):	RSS-247 6.2.2.1	Test Method(s):	C63.10 12.4.2.4
Additional Reference(s):	662911 D01 v02r01 F)2)f)(i), 662911 D01 v02r01 E)1)		
Note(s):	Straddle channel power was measured using the appropriate SA test method. DCCF was added to the spectrum analyser reference level offset.		

DUT Configuration			
Mode:	802.11ax HE160 SU	Duty Cycle (%):	94.4
Modulation Coding Scheme:	MCS2x1	DCCF (dB):	0.25
Antenna Configuration:	MIMO CDD	Peak Antenna Gain (dBi):	7.19
Active Port(s):	A+B (Core 0 + Core 1)	Active Chain(s):	0+1

Test Frequency (MHz)	Minimum 99% OBW (MHz)	Maximum Conducted Output Power (dBm)					Limit (dBm)	Margin (dB)	Gain (dBi)	EIRP (dBm)	EIRP Limit (dBm)	EIRP Margin (dB)
		A	B	C	D	∑						
5250	77.700	8.76	8.51	-	-	11.65	24.00	-12.35	7.19	18.84	30.00	-11.16

Table 361 - ISED Maximum Conducted (average) Output Power Results

Test Configuration			
Frequency Range:	5.470-5.725 GHz	Band:	U-NII-2C
Limit Clause(s):	15.407 (a)(2) RSS-247 6.2.3.1	Test Method(s):	C63.10 12.4.2.4 C63.10 12.4.3.2
Additional Reference(s):	662911 D01 v02r01 F)2)f)(i), 662911 D01 v02r01 E)1)		
Note(s):	Straddle channel power was measured using the appropriate SA test method. DCCF was added to the spectrum analyser reference level offset.		

DUT Configuration			
Mode:	802.11n HT20	Duty Cycle (%):	96.6
Modulation Coding Scheme:	MCS2	DCCF (dB):	0.15
Antenna Configuration:	MIMO CDD	Peak Antenna Gain (dBi):	6.60
Active Port(s):	A+B (Core 0 + Core 1)	Active Chain(s):	0+1

Test Frequency (MHz)	Minimum 26 dB Bandwidth (MHz)	Maximum Conducted Output Power (dBm)					Limit (dBm)	Margin (dB)
		A	B	C	D	∑		
5500	21.840	13.64	13.07	-	-	16.38	23.40	-7.02
5580	21.000	13.68	13.08	-	-	16.40	23.40	-7.00
5700	21.660	13.55	13.00	-	-	16.30	23.40	-7.10
5720	15.440	12.71	12.60	-	-	15.67	22.29	-6.62

Table 362 - FCC Maximum Conducted (average) Output Power Results

Test Frequency (MHz)	Minimum 99% OBW (MHz)	Maximum Conducted Output Power (dBm)					Limit (dBm)	Margin (dB)	Gain (dBi)	EIRP (dBm)	EIRP Limit (dBm)	EIRP Margin (dB)
		A	B	C	D	∑						
5500	17.820	13.64	13.07	-	-	16.38	23.51	-7.13	6.60	22.98	29.51	-6.53
5580	17.700	13.68	13.08	-	-	16.40	23.48	-7.08	6.60	23.00	29.48	-6.48
5700	17.820	13.55	13.00	-	-	16.30	23.51	-7.21	6.60	22.90	29.51	-6.61
5720	13.760	12.71	12.60	-	-	15.67	22.39	-6.72	6.60	22.27	28.39	-6.12

Table 363 - ISED Maximum Conducted (average) Output Power Results

Test Configuration			
Frequency Range:	5.470-5.725 GHz	Band:	U-NII-2C
Limit Clause(s):	15.407 (a)(2) RSS-247 6.2.3.1	Test Method(s):	C63.10 12.4.2.4 C63.10 12.4.3.2
Additional Reference(s):	662911 D01 v02r01 F)2)f)(i), 662911 D01 v02r01 E)1)		
Note(s):	Straddle channel power was measured using the appropriate SA test method. DCCF was added to the spectrum analyser reference level offset.		

DUT Configuration			
Mode:	802.11n HT40	Duty Cycle (%):	94.1
Modulation Coding Scheme:	MCS2	DCCF (dB):	0.26
Antenna Configuration:	MIMO CDD	Peak Antenna Gain (dBi):	6.60
Active Port(s):	A+B (Core 0 + Core 1)	Active Chain(s):	0+1

Test Frequency (MHz)	Minimum 26 dB Bandwidth (MHz)	Maximum Conducted Output Power (dBm)					Limit (dBm)	Margin (dB)
		A	B	C	D	∑		
5510	42.840	14.45	14.01	-	-	17.24	23.40	-6.16
5550	41.280	16.14	15.70	-	-	18.94	23.40	-4.46
5670	43.080	15.91	15.78	-	-	18.86	23.40	-4.54
5710	35.640	15.66	15.44	-	-	18.56	23.40	-4.84

Table 364 - FCC Maximum Conducted (average) Output Power Results

Test Frequency (MHz)	Minimum 99% OBW (MHz)	Maximum Conducted Output Power (dBm)					Limit (dBm)	Margin (dB)	Gain (dBi)	EIRP (dBm)	EIRP Limit (dBm)	EIRP Margin (dB)
		A	B	C	D	∑						
5510	36.480	14.45	14.01	-	-	17.24	24.00	-6.76	6.60	23.84	30.00	-6.16
5550	36.360	16.14	15.70	-	-	18.94	24.00	-5.06	6.60	25.54	30.00	-4.46
5670	36.600	15.91	15.78	-	-	18.86	24.00	-5.14	6.60	25.46	30.00	-4.54
5710	32.880	15.66	15.44	-	-	18.56	24.00	-5.44	6.60	25.16	30.00	-4.84

Table 365 - ISED Maximum Conducted (average) Output Power Results

Test Configuration			
Frequency Range:	5.470-5.725 GHz	Band:	U-NII-2C
Limit Clause(s):	15.407 (a)(2) RSS-247 6.2.3.1	Test Method(s):	C63.10 12.4.2.4 C63.10 12.4.3.2
Additional Reference(s):	662911 D01 v02r01 F)2)f)(i), 662911 D01 v02r01 E)1)		
Note(s):	Straddle channel power was measured using the appropriate SA test method. DCCF was added to the spectrum analyser reference level offset.		

DUT Configuration			
Mode:	802.11ac VHT80	Duty Cycle (%):	89.3
Modulation Coding Scheme:	MCS2x1	DCCF (dB):	0.49
Antenna Configuration:	MIMO CDD	Peak Antenna Gain (dBi):	6.60
Active Port(s):	A+B (Core 0 + Core 1)	Active Chain(s):	0+1

Test Frequency (MHz)	Minimum 26 dB Bandwidth (MHz)	Maximum Conducted Output Power (dBm)					Limit (dBm)	Margin (dB)
		A	B	C	D	∑		
5530	84.480	12.43	11.76	-	-	15.12	23.40	-8.28
5610	84.700	19.07	18.54	-	-	21.82	23.40	-1.58
5690	75.920	18.85	18.37	-	-	21.63	23.40	-1.77

Table 366 - FCC Maximum Conducted (average) Output Power Results

Test Frequency (MHz)	Minimum 99% OBW (MHz)	Maximum Conducted Output Power (dBm)					Limit (dBm)	Margin (dB)	Gain (dBi)	EIRP (dBm)	EIRP Limit (dBm)	EIRP Margin (dB)
		A	B	C	D	∑						
5530	75.680	12.43	11.76	-	-	15.12	24.00	-8.88	6.60	21.72	30.00	-8.28
5610	75.680	19.07	18.54	-	-	21.82	24.00	-2.18	6.60	28.42	30.00	-1.58
5690	72.180	18.85	18.37	-	-	21.63	24.00	-2.37	6.60	28.23	30.00	-1.77

Table 367 - ISED Maximum Conducted (average) Output Power Results

Test Configuration			
Frequency Range:	5.470-5.725 GHz	Band:	U-NII-2C
Limit Clause(s):	15.407 (a)(2)	Test Method(s):	C63.10 12.4.3.2
Additional Reference(s):	662911 D01 v02r01 F)2)f)(i), 662911 D01 v02r01 E)1)		

DUT Configuration			
Mode:	802.11ac VHT160	Duty Cycle (%):	85.1
Modulation Coding Scheme:	MCS2x1	DCCF (dB):	-
Antenna Configuration:	MIMO CDD	Peak Antenna Gain (dBi):	6.60
Active Port(s):	A+B (Core 0 + Core 1)	Active Chain(s):	0+1

Test Frequency (MHz)	Minimum 26 dB Bandwidth (MHz)	Maximum Conducted Output Power (dBm)					Limit (dBm)	Margin (dB)
		A	B	C	D	∑		
5570	165.480	10.52	9.93	-	-	13.25	23.40	-10.15

Table 368 - FCC Maximum Conducted (average) Output Power Results

Test Configuration			
Frequency Range:	5.470-5.725 GHz	Band:	U-NII-2C
Limit Clause(s):	15.407 (a)(2) RSS-247 6.2.3.1	Test Method(s):	C63.10 12.4.2.4 C63.10 12.4.3.2
Additional Reference(s):	662911 D01 v02r01 F)2)f)(i), 662911 D01 v02r01 E)1)		
Note(s):	Straddle channel power was measured using the appropriate SA test method. DCCF was added to the spectrum analyser reference level offset.		

DUT Configuration			
Mode:	802.11ax HE20 SU	Duty Cycle (%):	95.9
Modulation Coding Scheme:	MCS2x1	DCCF (dB):	0.18
Antenna Configuration:	MIMO CDD	Peak Antenna Gain (dBi):	6.60
Active Port(s):	A+B (Core 0 + Core 1)	Active Chain(s):	0+1

Test Frequency (MHz)	Minimum 26 dB Bandwidth (MHz)	Maximum Conducted Output Power (dBm)					Limit (dBm)	Margin (dB)
		A	B	C	D	∑		
5500	21.540	13.42	12.84	-	-	16.15	23.40	-7.25
5580	20.880	13.71	13.31	-	-	16.52	23.40	-6.88
5700	24.360	13.48	12.87	-	-	16.19	23.40	-7.21
5720	15.500	12.54	12.57	-	-	15.57	22.30	-6.74

Table 369 - FCC Maximum Conducted (average) Output Power Results

Test Frequency (MHz)	Minimum 99% OBW (MHz)	Maximum Conducted Output Power (dBm)					Limit (dBm)	Margin (dB)	Gain (dBi)	EIRP (dBm)	EIRP Limit (dBm)	EIRP Margin (dB)
		A	B	C	D	∑						
5500	19.020	13.42	12.84	-	-	16.15	23.79	-7.64	6.60	22.75	29.79	-7.04
5580	18.900	13.71	13.31	-	-	16.52	23.76	-7.24	6.60	23.12	29.76	-6.64
5700	18.960	13.48	12.87	-	-	16.19	23.78	-7.58	6.60	22.79	29.78	-6.98
5720	14.360	12.54	12.57	-	-	15.57	22.57	-7.00	6.60	22.17	28.57	-6.40

Table 370 - ISED Maximum Conducted (average) Output Power Results

Test Configuration			
Frequency Range:	5.470-5.725 GHz	Band:	U-NII-2C
Limit Clause(s):	15.407 (a)(2) RSS-247 6.2.3.1	Test Method(s):	C63.10 12.4.2.4 C63.10 12.4.3.2
Additional Reference(s):	662911 D01 v02r01 F)2)f)(i), 662911 D01 v02r01 E)1)		
Note(s):	Straddle channel power was measured using the appropriate SA test method. DCCF was added to the spectrum analyser reference level offset.		

DUT Configuration			
Mode:	802.11ax HE40 SU	Duty Cycle (%):	95.9
Modulation Coding Scheme:	MCS2x1	DCCF (dB):	0.18
Antenna Configuration:	MIMO CDD	Peak Antenna Gain (dBi):	6.60
Active Port(s):	A+B (Core 0 + Core 1)	Active Chain(s):	0+1

Test Frequency (MHz)	Minimum 26 dB Bandwidth (MHz)	Maximum Conducted Output Power (dBm)					Limit (dBm)	Margin (dB)
		A	B	C	D	∑		
5510	43.200	14.56	14.13	-	-	17.36	23.40	-6.04
5550	41.280	15.76	15.33	-	-	18.56	23.40	-4.84
5670	43.560	16.02	15.91	-	-	18.98	23.40	-4.42
5710	35.760	15.76	15.28	-	-	18.54	23.40	-4.86

Table 371 - FCC Maximum Conducted (average) Output Power Results

Test Frequency (MHz)	Minimum 99% OBW (MHz)	Maximum Conducted Output Power (dBm)					Limit (dBm)	Margin (dB)	Gain (dBi)	EIRP (dBm)	EIRP Limit (dBm)	EIRP Margin (dB)
		A	B	C	D	∑						
5510	37.920	14.56	14.13	-	-	17.36	24.00	-6.64	6.60	23.96	30.00	-6.04
5550	37.680	15.76	15.33	-	-	18.56	24.00	-5.44	6.60	25.16	30.00	-4.84
5670	37.920	16.02	15.91	-	-	18.98	24.00	-5.02	6.60	25.58	30.00	-4.42
5710	33.600	15.76	15.28	-	-	18.54	24.00	-5.46	6.60	25.14	30.00	-4.86

Table 372 - ISED Maximum Conducted (average) Output Power Results

Test Configuration			
Frequency Range:	5.470-5.725 GHz	Band:	U-NII-2C
Limit Clause(s):	15.407 (a)(2) RSS-247 6.2.3.1	Test Method(s):	C63.10 12.4.2.4 C63.10 12.4.3.2
Additional Reference(s):	662911 D01 v02r01 F)2)f)(i), 662911 D01 v02r01 E)1)		
Note(s):	Straddle channel power was measured using the appropriate SA test method. DCCF was added to the spectrum analyser reference level offset.		

DUT Configuration			
Mode:	802.11ax HE80 SU	Duty Cycle (%):	95.5
Modulation Coding Scheme:	MCS2x1	DCCF (dB):	0.20
Antenna Configuration:	MIMO CDD	Peak Antenna Gain (dBi):	6.60
Active Port(s):	A+B (Core 0 + Core 1)	Active Chain(s):	0+1

Test Frequency (MHz)	Minimum 26 dB Bandwidth (MHz)	Maximum Conducted Output Power (dBm)					Limit (dBm)	Margin (dB)
		A	B	C	D	∑		
5530	83.600	12.48	11.80	-	-	15.16	23.40	-8.24
5610	83.380	19.14	18.60	-	-	21.89	23.40	-1.51
5690	75.920	18.89	18.40	-	-	21.66	23.40	-1.74

Table 373 - FCC Maximum Conducted (average) Output Power Results

Test Frequency (MHz)	Minimum 99% OBW (MHz)	Maximum Conducted Output Power (dBm)					Limit (dBm)	Margin (dB)	Gain (dBi)	EIRP (dBm)	EIRP Limit (dBm)	EIRP Margin (dB)
		A	B	C	D	∑						
5530	77.000	12.48	11.80	-	-	15.16	24.00	-8.84	6.60	21.76	30.00	-8.24
5610	76.780	19.14	18.60	-	-	21.89	24.00	-2.11	6.60	28.49	30.00	-1.51
5690	72.840	18.89	18.40	-	-	21.66	24.00	-2.34	6.60	28.26	30.00	-1.74

Table 374 - ISED Maximum Conducted (average) Output Power Results

Test Configuration			
Frequency Range:	5.470-5.725 GHz	Band:	U-NII-2C
Limit Clause(s):	15.407 (a)(2)	Test Method(s):	C63.10 12.4.3.2
Additional Reference(s):	662911 D01 v02r01 F)2)f)(i), 662911 D01 v02r01 E)1)		

DUT Configuration			
Mode:	802.11ax HE160 SU	Duty Cycle (%):	93.1
Modulation Coding Scheme:	MCS2x1	DCCF (dB):	-
Antenna Configuration:	MIMO CDD	Peak Antenna Gain (dBi):	6.60
Active Port(s):	A+B (Core 0 + Core 1)	Active Chain(s):	0+1

Test Frequency (MHz)	Minimum 26 dB Bandwidth (MHz)	Maximum Conducted Output Power (dBm)					Limit (dBm)	Margin (dB)
		A	B	C	D	∑		
5570	165.060	11.43	10.81	-	-	14.14	23.40	-9.26

Table 375 - FCC Maximum Conducted (average) Output Power Results

Test Configuration			
Frequency Range:	5.725-5.850 GHz	Band:	U-NII-3
Limit Clause(s):	15.407 (a)(3) RSS-247 6.2.4.1	Test Method(s):	C63.10 12.4.2.4 C63.10 12.4.3.2
Additional Reference(s):	662911 D01 v02r01 F)2)f)(i), 662911 D01 v02r01 E)1)		
Note(s):	Straddle channel power was measured using the appropriate SA test method. DCCF was added to the spectrum analyser reference level offset.		

DUT Configuration			
Mode:	802.11n HT20	Duty Cycle (%):	96.8
Modulation Coding Scheme:	MCS2	DCCF (dB):	0.14
Antenna Configuration:	MIMO CDD	Peak Antenna Gain (dBi):	6.60
Active Port(s):	A+B (Core 0 + Core 1)	Active Chain(s):	0+1

Test Frequency (MHz)	Maximum Conducted Output Power (dBm)					Limit (dBm)	Margin (dB)
	A	B	C	D	∑		
5720	5.64	5.76	-	-	8.71	29.40	-20.69
5745	21.27	20.53	-	-	23.93	30.00	-6.07
5785	21.12	20.50	-	-	23.83	30.00	-6.17
5825	21.22	20.91	-	-	24.08	30.00	-5.92

Table 376 - Maximum Conducted (average) Output Power Results

Test Configuration			
Frequency Range:	5.725-5.850 GHz	Band:	U-NII-3
Limit Clause(s):	15.407 (a)(3) RSS-247 6.2.4.1	Test Method(s):	C63.10 12.4.2.4 C63.10 12.4.3.2
Additional Reference(s):	662911 D01 v02r01 F)2)f)(i), 662911 D01 v02r01 E)1)		
Note(s):	Straddle channel power was measured using the appropriate SA test method. DCCF was added to the spectrum analyser reference level offset.		

DUT Configuration			
Mode:	802.11n HT40	Duty Cycle (%):	94.3
Modulation Coding Scheme:	MCS2	DCCF (dB):	0.25
Antenna Configuration:	MIMO CDD	Peak Antenna Gain (dBi):	6.60
Active Port(s):	A+B (Core 0 + Core 1)	Active Chain(s):	0+1

Test Frequency (MHz)	Maximum Conducted Output Power (dBm)					Limit (dBm)	Margin (dB)
	A	B	C	D	∑		
5710	3.95	3.96	-	-	6.97	29.40	-22.43
5755	21.25	20.74	-	-	24.01	30.00	-5.99
5795	20.91	21.13	-	-	24.03	30.00	-5.97

Table 377 - Maximum Conducted (average) Output Power Results

Test Configuration			
Frequency Range:	5.725-5.850 GHz	Band:	U-NII-3
Limit Clause(s):	15.407 (a)(3) RSS-247 6.2.4.1	Test Method(s):	C63.10 12.4.2.4 C63.10 12.4.3.2
Additional Reference(s):	662911 D01 v02r01 F)2)f)(i), 662911 D01 v02r01 E)1)		
Note(s):	Straddle channel power was measured using the appropriate SA test method. DCCF was added to the spectrum analyser reference level offset.		

DUT Configuration			
Mode:	802.11ac VHT80	Duty Cycle (%):	90.0
Modulation Coding Scheme:	MCS2x1	DCCF (dB):	0.46
Antenna Configuration:	MIMO CDD	Peak Antenna Gain (dBi):	6.60
Active Port(s):	A+B (Core 0 + Core 1)	Active Chain(s):	0+1

Test Frequency (MHz)	Maximum Conducted Output Power (dBm)					Limit (dBm)	Margin (dB)
	A	B	C	D	∑		
5690	3.43	3.60	-	-	6.52	29.40	-22.88
5775	18.67	18.43	-	-	21.56	30.00	-8.44

Table 378 - Maximum Conducted (average) Output Power Results

Test Configuration			
Frequency Range:	5.725-5.850 GHz	Band:	U-NII-3
Limit Clause(s):	15.407 (a)(3) RSS-247 6.2.4.1	Test Method(s):	C63.10 12.4.2.4 C63.10 12.4.3.2
Additional Reference(s):	662911 D01 v02r01 F)2)f)(i), 662911 D01 v02r01 E)1)		
Note(s):	Straddle channel power was measured using the appropriate SA test method. DCCF was added to the spectrum analyser reference level offset.		

DUT Configuration			
Mode:	802.11ax HE20 SU	Duty Cycle (%):	96.2
Modulation Coding Scheme:	MCS2x1	DCCF (dB):	0.17
Antenna Configuration:	MIMO CDD	Peak Antenna Gain (dBi):	6.60
Active Port(s):	A+B (Core 0 + Core 1)	Active Chain(s):	0+1

Test Frequency (MHz)	Maximum Conducted Output Power (dBm)					Limit (dBm)	Margin (dB)
	A	B	C	D	∑		
5720	6.14	6.33	-	-	9.24	29.40	-20.16
5745	21.21	20.44	-	-	23.85	30.00	-6.15
5785	21.35	20.75	-	-	24.07	30.00	-5.93
5825	21.45	21.13	-	-	24.30	30.00	-5.70

Table 379 - Maximum Conducted (average) Output Power Results

Test Configuration			
Frequency Range:	5.725-5.850 GHz	Band:	U-NII-3
Limit Clause(s):	15.407 (a)(3) RSS-247 6.2.4.1	Test Method(s):	C63.10 12.4.2.4 C63.10 12.4.3.2
Additional Reference(s):	662911 D01 v02r01 F)2)f)(i), 662911 D01 v02r01 E)1)		
Note(s):	Straddle channel power was measured using the appropriate SA test method. DCCF was added to the spectrum analyser reference level offset.		

DUT Configuration			
Mode:	802.11ax HE40 SU	Duty Cycle (%):	96.1
Modulation Coding Scheme:	MCS2x1	DCCF (dB):	0.17
Antenna Configuration:	MIMO CDD	Peak Antenna Gain (dBi):	6.60
Active Port(s):	A+B (Core 0 + Core 1)	Active Chain(s):	0+1

Test Frequency (MHz)	Maximum Conducted Output Power (dBm)					Limit (dBm)	Margin (dB)
	A	B	C	D	∑		
5710	4.56	4.48	-	-	7.53	29.40	-21.87
5755	21.35	20.85	-	-	24.11	30.00	-5.89
5795	21.10	20.36	-	-	23.75	30.00	-6.25

Table 380 - Maximum Conducted (average) Output Power Results

Test Configuration			
Frequency Range:	5.725-5.850 GHz	Band:	U-NII-3
Limit Clause(s):	15.407 (a)(3) RSS-247 6.2.4.1	Test Method(s):	C63.10 12.4.2.4 C63.10 12.4.3.2
Additional Reference(s):	662911 D01 v02r01 F)2)f)(i), 662911 D01 v02r01 E)1)		
Note(s):	Straddle channel power was measured using the appropriate SA test method. DCCF was added to the spectrum analyser reference level offset.		

DUT Configuration			
Mode:	802.11ax HE80 SU	Duty Cycle (%):	95.8
Modulation Coding Scheme:	MCS2x1	DCCF (dB):	0.19
Antenna Configuration:	MIMO CDD	Peak Antenna Gain (dBi):	6.60
Active Port(s):	A+B (Core 0 + Core 1)	Active Chain(s):	0+1

Test Frequency (MHz)	Maximum Conducted Output Power (dBm)					Limit (dBm)	Margin (dB)
	A	B	C	D	∑		
5690	3.99	4.06	-	-	7.04	29.40	-22.36
5775	18.34	18.14	-	-	21.25	30.00	-8.75

Table 381 - Maximum Conducted (average) Output Power Results

Test Configuration			
Frequency Range:	5.150-5.250 GHz	Band:	U-NII-1
Limit Clause(s):	15.407 (a)(1)(iv)	Test Method(s):	C63.10 12.4.3.2
Additional Reference(s):	662911 D01 v02r01 F)2)f)(i), 662911 D01 v02r01 E)1)		

DUT Configuration			
Mode:	802.11ax HE20 RU26	Duty Cycle (%):	97.6
Modulation Coding Scheme:	MCS2x1	DCCF (dB):	-
Antenna Configuration:	MIMO CDD	Peak Antenna Gain (dBi):	7.19
Active Port(s):	A+B (Core 0 + Core 1)	Active Chain(s):	0+1

Test Frequency (MHz)	Maximum Conducted Output Power (dBm)					Limit (dBm)	Margin (dB)
	A	B	C	D	∑		
5180 (RU26.0)	4.47	4.03	-	-	7.26	22.81	-15.55
5220 (RU26.0)	4.69	4.40	-	-	7.56	22.81	-15.25
5240 (RU26.8)	4.69	4.13	-	-	7.43	22.81	-15.38

Table 382 - FCC Maximum Conducted (average) Output Power Results

Test Configuration			
Frequency Range:	5.150-5.250 GHz	Band:	U-NII-1
Limit Clause(s):	15.407 (a)(1)(iv)	Test Method(s):	C63.10 12.4.3.2
Additional Reference(s):	662911 D01 v02r01 F)2)f)(i), 662911 D01 v02r01 E)1)		

DUT Configuration			
Mode:	802.11ax HE20 RU52	Duty Cycle (%):	97.7
Modulation Coding Scheme:	MCS2x1	DCCF (dB):	-
Antenna Configuration:	MIMO CDD	Peak Antenna Gain (dBi):	7.19
Active Port(s):	A+B (Core 0 + Core 1)	Active Chain(s):	0+1

Test Frequency (MHz)	Maximum Conducted Output Power (dBm)					Limit (dBm)	Margin (dB)
	A	B	C	D	∑		
5180 (RU52.37)	7.38	7.31	-	-	10.35	22.81	-12.46
5220 (RU52.37)	7.32	7.49	-	-	10.41	22.81	-12.40
5240 (RU52.40)	7.74	7.57	-	-	10.67	22.81	-12.14

Table 383 - FCC Maximum Conducted (average) Output Power Results

Test Configuration			
Frequency Range:	5.150-5.250 GHz	Band:	U-NII-1
Limit Clause(s):	15.407 (a)(1)(iv)	Test Method(s):	C63.10 12.4.3.2
Additional Reference(s):	662911 D01 v02r01 F)2)f)(i), 662911 D01 v02r01 E)1)		

DUT Configuration			
Mode:	802.11ax HE20 RU106	Duty Cycle (%):	97.6
Modulation Coding Scheme:	MCS2x1	DCCF (dB):	-
Antenna Configuration:	MIMO CDD	Peak Antenna Gain (dBi):	7.19
Active Port(s):	A+B (Core 0 + Core 1)	Active Chain(s):	0+1

Test Frequency (MHz)	Maximum Conducted Output Power (dBm)					Limit (dBm)	Margin (dB)
	A	B	C	D	∑		
5180 (RU106.53)	10.07	10.31	-	-	13.20	22.81	-9.61
5220 (RU106.53)	10.27	10.34	-	-	13.31	22.81	-9.50
5240 (RU106.54)	10.67	10.24	-	-	13.47	22.81	-9.34

Table 384 - FCC Maximum Conducted (average) Output Power Results

Test Configuration			
Frequency Range:	5.150-5.250 GHz	Band:	U-NII-1
Limit Clause(s):	RSS-247 6.2.1.1	Test Method(s):	C63.10 12.4.3.2
Additional Reference(s):	662911 D01 v02r01 F)2)f)(i), 662911 D01 v02r01 E)1)		

DUT Configuration			
Mode:	802.11ax HE20 RU26	Duty Cycle (%):	97.5
Modulation Coding Scheme:	MCS2x1	DCCF (dB):	-
Antenna Configuration:	MIMO CDD	Peak Antenna Gain (dBi):	7.19
Active Port(s):	A+B (Core 0 + Core 1)	Active Chain(s):	0+1

Test Frequency (MHz)	Minimum 99% OBW (MHz)	Maximum Conducted Output Power (dBm)					Gain (dBi)	EIRP (dBm)	EIRP Limit (dBm)	EIRP Margin (dB)
		A	B	C	D	∑				
5180 (RU26.0)	18.240	-2.76	-2.77	-	-	0.24	7.19	7.43	22.61	-15.18
5220 (RU26.0)	18.300	-3.36	-2.88	-	-	-0.10	7.19	7.09	22.62	-15.54
5240 (RU26.8)	18.180	-3.14	-2.80	-	-	0.04	7.19	7.23	22.60	-15.36

Table 385 - ISED Maximum Conducted (average) Output Power Results

Test Configuration			
Frequency Range:	5.150-5.250 GHz	Band:	U-NII-1
Limit Clause(s):	RSS-247 6.2.1.1	Test Method(s):	C63.10 12.4.3.2
Additional Reference(s):	662911 D01 v02r01 F)2)f)(i), 662911 D01 v02r01 E)1)		

DUT Configuration			
Mode:	802.11ax HE20 RU52	Duty Cycle (%):	97.5
Modulation Coding Scheme:	MCS2x1	DCCF (dB):	-
Antenna Configuration:	MIMO CDD	Peak Antenna Gain (dBi):	7.19
Active Port(s):	A+B (Core 0 + Core 1)	Active Chain(s):	0+1

Test Frequency (MHz)	Minimum 99% OBW (MHz)	Maximum Conducted Output Power (dBm)					Gain (dBi)	EIRP (dBm)	EIRP Limit (dBm)	EIRP Margin (dB)
		A	B	C	D	∑				
5180 (RU52.37)	18.120	-0.20	0.06	-	-	2.94	7.19	10.13	22.58	-12.45
5220 (RU52.37)	18.120	-0.70	0.18	-	-	2.78	7.19	9.97	22.58	-12.62
5240 (RU52.40)	18.060	0.05	0.24	-	-	3.16	7.19	10.35	22.57	-12.22

Table 386 - ISED Maximum Conducted (average) Output Power Results

Test Configuration			
Frequency Range:	5.150-5.250 GHz	Band:	U-NII-1
Limit Clause(s):	RSS-247 6.2.1.1	Test Method(s):	C63.10 12.4.3.2
Additional Reference(s):	662911 D01 v02r01 F)2)f)(i), 662911 D01 v02r01 E)1)		

DUT Configuration			
Mode:	802.11ax HE20 RU106	Duty Cycle (%):	98.2
Modulation Coding Scheme:	MCS2x1	DCCF (dB):	-
Antenna Configuration:	MIMO CDD	Peak Antenna Gain (dBi):	7.19
Active Port(s):	A+B (Core 0 + Core 1)	Active Chain(s):	0+1

Test Frequency (MHz)	Minimum 99% OBW (MHz)	Maximum Conducted Output Power (dBm)					Gain (dBi)	EIRP (dBm)	EIRP Limit (dBm)	EIRP Margin (dB)
		A	B	C	D	∑				
5180 (RU106.53)	18.120	3.12	2.77	-	-	5.96	7.19	13.15	22.58	-9.43
5220 (RU106.53)	18.120	2.92	2.91	-	-	5.92	7.19	13.11	22.58	-9.47
5240 (RU106.54)	18.180	3.14	2.98	-	-	6.07	7.19	13.26	22.60	-9.34

Table 387 - ISED Maximum Conducted (average) Output Power Results

Test Configuration			
Frequency Range:	5.250-5.350 GHz	Band:	U-NII-2A
Limit Clause(s):	15.407 (a)(2) RSS-247 6.2.2.1	Test Method(s):	C63.10 12.4.3.2
Additional Reference(s):	662911 D01 v02r01 F)2)f)(i), 662911 D01 v02r01 E)1)		

DUT Configuration			
Mode:	802.11ax HE20 RU52	Duty Cycle (%):	97.3
Modulation Coding Scheme:	MCS2x1	DCCF (dB):	-
Antenna Configuration:	MIMO CDD	Peak Antenna Gain (dBi):	7.01
Active Port(s):	A+B (Core 0 + Core 1)	Active Chain(s):	0+1

Test Frequency (MHz)	Minimum 26 dB Bandwidth (MHz)	Maximum Conducted Output Power (dBm)					Limit (dBm)	Margin (dB)
		A	B	C	D	∑		
5260 (RU52.37)	19.920	7.79	7.59	-	-	10.70	22.98	-12.28
5300 (RU52.37)	19.920	7.96	7.59	-	-	10.79	22.98	-12.20
5320 (RU52.40)	19.620	7.54	7.42	-	-	10.49	22.92	-12.43

Table 388 - FCC Maximum Conducted (average) Output Power Results

Test Frequency (MHz)	Minimum 99% OBW (MHz)	Maximum Conducted Output Power (dBm)					Limit (dBm)	Margin (dB)	Gain (dBi)	EIRP (dBm)	EIRP Limit (dBm)	EIRP Margin (dB)
		A	B	C	D	∑						
5260 (RU52.37)	18.120	7.79	7.59	-	-	10.70	23.58	-12.88	7.01	17.71	29.58	-11.87
5300 (RU52.37)	18.180	7.96	7.59	-	-	10.79	23.60	-12.81	7.01	17.80	29.60	-11.80
5320 (RU52.40)	18.120	7.54	7.42	-	-	10.49	23.58	-13.09	7.01	17.50	29.58	-12.08

Table 389 - ISED Maximum Conducted (average) Output Power Results

Test Configuration			
Frequency Range:	5.250-5.350 GHz	Band:	U-NII-2A
Limit Clause(s):	15.407 (a)(2) RSS-247 6.2.2.1	Test Method(s):	C63.10 12.4.3.2
Additional Reference(s):	662911 D01 v02r01 F)2)f)(i), 662911 D01 v02r01 E)1)		

DUT Configuration			
Mode:	802.11ax HE20 RU106	Duty Cycle (%):	98.1
Modulation Coding Scheme:	MCS2x1	DCCF (dB):	-
Antenna Configuration:	MIMO CDD	Peak Antenna Gain (dBi):	7.01
Active Port(s):	A+B (Core 0 + Core 1)	Active Chain(s):	0+1

Test Frequency (MHz)	Minimum 26 dB Bandwidth (MHz)	Maximum Conducted Output Power (dBm)					Limit (dBm)	Margin (dB)
		A	B	C	D	∑		
5260 (RU106.53)	20.160	10.46	10.71	-	-	13.60	22.99	-9.39
5300 (RU106.53)	20.220	10.70	10.70	-	-	13.71	22.99	-9.28
5320 (RU106.54)	19.800	10.68	10.62	-	-	13.66	22.96	-9.29

Table 390 - FCC Maximum Conducted (average) Output Power Results

Test Frequency (MHz)	Minimum 99% OBW (MHz)	Maximum Conducted Output Power (dBm)					Limit (dBm)	Margin (dB)	Gain (dBi)	EIRP (dBm)	EIRP Limit (dBm)	EIRP Margin (dB)
		A	B	C	D	∑						
5260 (RU106.53)	18.120	10.46	10.71	-	-	13.60	23.58	-9.98	7.01	20.61	29.58	-8.97
5300 (RU106.53)	18.120	10.70	10.70	-	-	13.71	23.58	-9.87	7.01	20.72	29.58	-8.86
5320 (RU106.54)	18.180	10.68	10.62	-	-	13.66	23.60	-9.93	7.01	20.67	29.60	-8.92

Table 391 - ISED Maximum Conducted (average) Output Power Results

Test Configuration			
Frequency Range:	5.470-5.725 GHz	Band:	U-NII-2C
Limit Clause(s):	15.407 (a)(2) RSS-247 6.2.3.1	Test Method(s):	C63.10 12.4.2.4 C63.10 12.4.3.2
Additional Reference(s):	662911 D01 v02r01 F)2)f)(i), 662911 D01 v02r01 E)1)		
Note(s):	Straddle channel power was measured using the appropriate SA test method. DCCF was added to the spectrum analyser reference level offset.		

DUT Configuration			
Mode:	802.11ax HE20 RU52	Duty Cycle (%):	97.1
Modulation Coding Scheme:	MCS2x1	DCCF (dB):	0.13
Antenna Configuration:	MIMO CDD	Peak Antenna Gain (dBi):	6.60
Active Port(s):	A+B (Core 0 + Core 1)	Active Chain(s):	0+1

Test Frequency (MHz)	Minimum 26 dB Bandwidth (MHz)	Maximum Conducted Output Power (dBm)					Limit (dBm)	Margin (dB)
		A	B	C	D	∑		
5500 (RU52.37)	20.040	8.31	8.18	-	-	11.26	23.40	-12.14
5580 (RU52.37)	19.980	8.52	8.10	-	-	11.32	23.40	-12.08
5700 (RU52.40)	19.800	8.07	8.65	-	-	11.38	23.37	-11.99
5720 (RU52.39)	14.120	7.76	8.04	-	-	10.92	21.90	-10.98
5720 (RU52.40)	14.120	-6.63	-6.19	-	-	-3.39	21.90	-25.29

Table 392 - FCC Maximum Conducted (average) Output Power Results

Test Frequency (MHz)	Minimum 99% OBW (MHz)	Maximum Conducted Output Power (dBm)					Limit (dBm)	Margin (dB)	Gain (dBi)	EIRP (dBm)	EIRP Limit (dBm)	EIRP Margin (dB)
		A	B	C	D	∑						
5500 (RU52.37)	18.120	8.31	8.18	-	-	11.26	23.58	-12.33	6.60	17.86	29.58	-11.73
5580 (RU52.37)	18.120	8.52	8.10	-	-	11.32	23.58	-12.26	6.60	17.92	29.58	-11.66
5700 (RU52.40)	18.120	8.07	8.65	-	-	11.38	23.58	-12.20	6.60	17.98	29.58	-11.60
5720 (RU52.39)	13.160	7.76	8.04	-	-	10.92	22.19	-11.28	6.60	17.52	28.19	-10.68
5720 (RU52.40)	13.640	-6.63	-6.19	-	-	-3.39	22.35	-25.74	6.60	3.21	28.35	-25.14

Table 393 - ISED Maximum Conducted (average) Output Power Results

Test Configuration			
Frequency Range:	5.470-5.725 GHz	Band:	U-NII-2C
Limit Clause(s):	15.407 (a)(2) RSS-247 6.2.3.1	Test Method(s):	C63.10 12.4.2.4 C63.10 12.4.3.2
Additional Reference(s):	662911 D01 v02r01 F)2)f)(i), 662911 D01 v02r01 E)1)		
Note(s):	Straddle channel power was measured using the appropriate SA test method. DCCF was added to the spectrum analyser reference level offset.		

DUT Configuration			
Mode:	802.11ax HE20 RU106	Duty Cycle (%):	97.9
Modulation Coding Scheme:	MCS2x1	DCCF (dB):	0.09
Antenna Configuration:	MIMO CDD	Peak Antenna Gain (dBi):	6.60
Active Port(s):	A+B (Core 0 + Core 1)	Active Chain(s):	0+1

Test Frequency (MHz)	Minimum 26 dB Bandwidth (MHz)	Maximum Conducted Output Power (dBm)					Limit (dBm)	Margin (dB)
		A	B	C	D	∑		
5500 (RU106.53)	20.220	11.24	11.37	-	-	14.32	23.40	-9.08
5580 (RU106.53)	20.160	11.40	11.34	-	-	14.38	23.40	-9.02
5700 (RU106.54)	19.860	11.49	11.05	-	-	14.29	23.38	-9.09
5720 (RU106.53)	15.620	11.03	11.39	-	-	14.22	22.34	-8.12
5720 (RU106.54)	14.180	8.37	7.89	-	-	11.14	21.92	-10.77

Table 394 - FCC Maximum Conducted (average) Output Power Results

Test Frequency (MHz)	Minimum 99% OBW (MHz)	Maximum Conducted Output Power (dBm)					Limit (dBm)	Margin (dB)	Gain (dBi)	EIRP (dBm)	EIRP Limit (dBm)	EIRP Margin (dB)
		A	B	C	D	∑						
5500 (RU106.53)	18.120	11.24	11.37	-	-	14.32	23.58	-9.26	6.60	20.92	29.58	-8.66
5580 (RU106.53)	18.120	11.40	11.34	-	-	14.38	23.58	-9.20	6.60	20.98	29.58	-8.60
5700 (RU106.54)	18.120	11.49	11.05	-	-	14.29	23.58	-9.29	6.60	20.89	29.58	-8.69
5720 (RU106.53)	14.540	11.03	11.39	-	-	14.22	22.63	-8.40	6.60	20.82	28.63	-7.80
5720 (RU106.54)	13.460	8.37	7.89	-	-	11.14	22.29	-11.15	6.60	17.74	28.29	-10.55

Table 395 - ISED Maximum Conducted (average) Output Power Results

Test Configuration			
Frequency Range:	5.725-5.850 GHz	Band:	U-NII-3
Limit Clause(s):	15.407 (a)(3) RSS-247 6.2.4.1	Test Method(s):	C63.10 12.4.3.2
Additional Reference(s):	662911 D01 v02r01 F)2)f)(i), 662911 D01 v02r01 E)1)		

DUT Configuration			
Mode:	802.11ax HE20 RU26	Duty Cycle (%):	97.2
Modulation Coding Scheme:	MCS2x1	DCCF (dB):	-
Antenna Configuration:	MIMO CDD	Peak Antenna Gain (dBi):	5.17
Active Port(s):	A+B (Core 0 + Core 1)	Active Chain(s):	0+1

Test Frequency (MHz)	Maximum Conducted Output Power (dBm)					Limit (dBm)	Margin (dB)
	A	B	C	D	∑		
5745 (RU26.0)	13.22	12.63	-	-	15.95	30.00	-14.05
5785 (RU26.0)	13.40	12.76	-	-	16.10	30.00	-13.90
5825 (RU26.8)	13.08	12.73	-	-	15.92	30.00	-14.08

Table 396 - Maximum Conducted (average) Output Power Results

Test Configuration			
Frequency Range:	5.725-5.850 GHz	Band:	U-NII-3
Limit Clause(s):	15.407 (a)(3) RSS-247 6.2.4.1	Test Method(s):	C63.10 12.4.2.4 C63.10 12.4.3.2
Additional Reference(s):	662911 D01 v02r01 F)2)f)(i), 662911 D01 v02r01 E)1)		
Note(s):	Straddle channel power was measured using the appropriate SA test method. DCCF was added to the spectrum analyser reference level offset.		

DUT Configuration			
Mode:	802.11ax HE20 RU52	Duty Cycle (%):	97.0
Modulation Coding Scheme:	MCS2x1	DCCF (dB):	0.13
Antenna Configuration:	MIMO CDD	Peak Antenna Gain (dBi):	6.60
Active Port(s):	A+B (Core 0 + Core 1)	Active Chain(s):	0+1

Test Frequency (MHz)	Maximum Conducted Output Power (dBm)					Limit (dBm)	Margin (dB)
	A	B	C	D	∑		
5720 (RU52.39)	-2.03	-1.54	-	-	1.23	29.40	-28.17
5720 (RU52.40)	8.04	8.37	-	-	11.22	29.40	-18.18
5745 (RU52.37)	16.01	15.69	-	-	18.86	30.00	-11.14
5785 (RU52.37)	16.50	16.00	-	-	19.27	30.00	-10.73
5825 (RU52.40)	16.19	16.13	-	-	19.17	30.00	-10.83

Table 397 - Maximum Conducted (average) Output Power Results

Test Configuration			
Frequency Range:	5.725-5.850 GHz	Band:	U-NII-3
Limit Clause(s):	15.407 (a)(3) RSS-247 6.2.4.1	Test Method(s):	C63.10 12.4.2.4 C63.10 12.4.3.2
Additional Reference(s):	662911 D01 v02r01 F)2)f)(i), 662911 D01 v02r01 E)1)		
Note(s):	Straddle channel power was measured using the appropriate SA test method. DCCF was added to the spectrum analyser reference level offset.		

DUT Configuration			
Mode:	802.11ax HE20 RU106	Duty Cycle (%):	97.9
Modulation Coding Scheme:	MCS2x1	DCCF (dB):	0.09
Antenna Configuration:	MIMO CDD	Peak Antenna Gain (dBi):	6.60
Active Port(s):	A+B (Core 0 + Core 1)	Active Chain(s):	0+1

Test Frequency (MHz)	Maximum Conducted Output Power (dBm)					Limit (dBm)	Margin (dB)
	A	B	C	D	∑		
5720 (RU106.53)	-13.33	-12.02	-	-	-9.61	29.40	-39.01
5720 (RU106.54)	8.78	8.39	-	-	11.60	29.40	-17.80
5745 (RU106.53)	19.06	19.24	-	-	22.16	30.00	-7.84
5785 (RU106.53)	19.04	18.81	-	-	21.94	30.00	-8.06
5825 (RU106.54)	19.19	18.78	-	-	22.00	30.00	-8.00

Table 398 - Maximum Conducted (average) Output Power Results

MIMO SDM

Test Configuration			
Frequency Range:	5.150-5.250 GHz	Band:	U-NII-1
Limit Clause(s):	15.407 (a)(1)(iv)	Test Method(s):	C63.10 12.4.3.2
Additional Reference(s):	662911 D01 v02r01 F)2)d)(ii), 662911 D01 v02r01 E)1)		

DUT Configuration			
Mode:	802.11n HT20	Duty Cycle (%):	95.7
Modulation Coding Scheme:	MCS10	DCCF (dB):	-
Antenna Configuration:	MIMO SDM	Peak Antenna Gain (dBi):	7.17
Active Port(s):	A+B (Core 0 + Core 1)	Active Chain(s):	0+1

Test Frequency (MHz)	Maximum Conducted Output Power (dBm)					Limit (dBm)	Margin (dB)
	A	B	C	D	∑		
5180	15.69	15.19	-	-	18.46	22.83	-4.37
5220	15.52	15.45	-	-	18.50	22.83	-4.34
5240	15.64	15.42	-	-	18.54	22.83	-4.29

Table 399 - FCC Maximum Conducted (average) Output Power Results

Test Configuration			
Frequency Range:	5.150-5.250 GHz	Band:	U-NII-1
Limit Clause(s):	15.407 (a)(1)(iv)	Test Method(s):	C63.10 12.4.3.2
Additional Reference(s):	662911 D01 v02r01 F)2)d)(ii), 662911 D01 v02r01 E)1)		

DUT Configuration			
Mode:	802.11n HT40	Duty Cycle (%):	93.4
Modulation Coding Scheme:	MCS10	DCCF (dB):	-
Antenna Configuration:	MIMO SDM	Peak Antenna Gain (dBi):	7.17
Active Port(s):	A+B (Core 0 + Core 1)	Active Chain(s):	0+1

Test Frequency (MHz)	Maximum Conducted Output Power (dBm)					Limit (dBm)	Margin (dB)
	A	B	C	D	∑		
5190	15.95	15.42	-	-	18.70	22.83	-4.13
5230	17.96	17.77	-	-	20.88	22.83	-1.96

Table 400 - FCC Maximum Conducted (average) Output Power Results

Test Configuration			
Frequency Range:	5.150-5.250 GHz	Band:	U-NII-1
Limit Clause(s):	15.407 (a)(1)(iv)	Test Method(s):	C63.10 12.4.3.2
Additional Reference(s):	662911 D01 v02r01 F)2)d)(ii), 662911 D01 v02r01 E)1)		

DUT Configuration			
Mode:	802.11ac VHT80	Duty Cycle (%):	88.8
Modulation Coding Scheme:	MCS2x2	DCCF (dB):	-
Antenna Configuration:	MIMO SDM	Peak Antenna Gain (dBi):	7.17
Active Port(s):	A+B (Core 0 + Core 1)	Active Chain(s):	0+1

Test Frequency (MHz)	Maximum Conducted Output Power (dBm)					Limit (dBm)	Margin (dB)
	A	B	C	D	∑		
5210	13.38	13.17	-	-	16.29	22.83	-6.55

Table 401 - FCC Maximum Conducted (average) Output Power Results

Test Configuration			
Frequency Range:	5.150-5.250 GHz	Band:	U-NII-1
Limit Clause(s):	15.407 (a)(1)(iv)	Test Method(s):	C63.10 12.4.2.4
Additional Reference(s):	662911 D01 v02r01 F)2)d)(ii), 662911 D01 v02r01 E)1)		
Note(s):	Straddle channel power was measured using the appropriate SA test method. DCCF was added to the spectrum analyser reference level offset.		

DUT Configuration			
Mode:	802.11ac VHT160	Duty Cycle (%):	84.3
Modulation Coding Scheme:	MCS2x2	DCCF (dB):	0.74
Antenna Configuration:	MIMO SDM	Peak Antenna Gain (dBi):	7.17
Active Port(s):	A+B (Core 0 + Core 1)	Active Chain(s):	0+1

Test Frequency (MHz)	Maximum Conducted Output Power (dBm)					Limit (dBm)	Margin (dB)
	A	B	C	D	∑		
5250	8.03	7.78	-	-	10.91	22.83	-11.92

Table 402 - FCC Maximum Conducted (average) Output Power Results

Test Configuration			
Frequency Range:	5.150-5.250 GHz	Band:	U-NII-1
Limit Clause(s):	15.407 (a)(1)(iv)	Test Method(s):	C63.10 12.4.3.2
Additional Reference(s):	662911 D01 v02r01 F)2)d)(ii), 662911 D01 v02r01 E)1)		

DUT Configuration			
Mode:	802.11ax HE20 SU	Duty Cycle (%):	96.9
Modulation Coding Scheme:	MCS2x2	DCCF (dB):	-
Antenna Configuration:	MIMO SDM	Peak Antenna Gain (dBi):	7.17
Active Port(s):	A+B (Core 0 + Core 1)	Active Chain(s):	0+1

Test Frequency (MHz)	Maximum Conducted Output Power (dBm)					Limit (dBm)	Margin (dB)
	A	B	C	D	∑		
5180	15.30	14.92	-	-	18.12	22.83	-4.71
5220	15.60	15.63	-	-	18.63	22.83	-4.21
5240	15.61	15.20	-	-	18.42	22.83	-4.42

Table 403 - FCC Maximum Conducted (average) Output Power Results

Test Configuration			
Frequency Range:	5.150-5.250 GHz	Band:	U-NII-1
Limit Clause(s):	15.407 (a)(1)(iv)	Test Method(s):	C63.10 12.4.3.2
Additional Reference(s):	662911 D01 v02r01 F)2)d)(ii), 662911 D01 v02r01 E)1)		

DUT Configuration			
Mode:	802.11ax HE40 SU	Duty Cycle (%):	97.1
Modulation Coding Scheme:	MCS2x2	DCCF (dB):	-
Antenna Configuration:	MIMO SDM	Peak Antenna Gain (dBi):	7.17
Active Port(s):	A+B (Core 0 + Core 1)	Active Chain(s):	0+1

Test Frequency (MHz)	Maximum Conducted Output Power (dBm)					Limit (dBm)	Margin (dB)
	A	B	C	D	∑		
5190	13.65	13.33	-	-	16.51	22.83	-6.33
5230	17.85	17.91	-	-	20.89	22.83	-1.94

Table 404 - FCC Maximum Conducted (average) Output Power Results

Test Configuration			
Frequency Range:	5.150-5.250 GHz	Band:	U-NII-1
Limit Clause(s):	15.407 (a)(1)(iv)	Test Method(s):	C63.10 12.4.3.2
Additional Reference(s):	662911 D01 v02r01 F)2)d)(ii), 662911 D01 v02r01 E)1)		

DUT Configuration			
Mode:	802.11ax HE80 SU	Duty Cycle (%):	96.8
Modulation Coding Scheme:	MCS2x2	DCCF (dB):	-
Antenna Configuration:	MIMO SDM	Peak Antenna Gain (dBi):	7.17
Active Port(s):	A+B (Core 0 + Core 1)	Active Chain(s):	0+1

Test Frequency (MHz)	Maximum Conducted Output Power (dBm)					Limit (dBm)	Margin (dB)
	A	B	C	D	∑		
5210	12.26	12.16	-	-	15.22	22.83	-7.62

Table 405 - FCC Maximum Conducted (average) Output Power Results

Test Configuration			
Frequency Range:	5.150-5.250 GHz	Band:	U-NII-1
Limit Clause(s):	15.407 (a)(1)(iv)	Test Method(s):	C63.10 12.4.2.4
Additional Reference(s):	662911 D01 v02r01 F)2)d)(ii), 662911 D01 v02r01 E)1)		
Note(s):	Straddle channel power was measured using the appropriate SA test method. DCCF was added to the spectrum analyser reference level offset.		

DUT Configuration			
Mode:	802.11ax HE160 SU	Duty Cycle (%):	94.3
Modulation Coding Scheme:	MCS2x2	DCCF (dB):	0.25
Antenna Configuration:	MIMO SDM	Peak Antenna Gain (dBi):	7.17
Active Port(s):	A+B (Core 0 + Core 1)	Active Chain(s):	0+1

Test Frequency (MHz)	Maximum Conducted Output Power (dBm)					Limit (dBm)	Margin (dB)
	A	B	C	D	∑		
5250	8.24	7.92	-	-	11.09	22.83	-11.74

Table 406 - FCC Maximum Conducted (average) Output Power Results

Test Configuration			
Frequency Range:	5.150-5.250 GHz	Band:	U-NII-1
Limit Clause(s):	RSS-247 6.2.1.1	Test Method(s):	C63.10 12.4.3.2
Additional Reference(s):	662911 D01 v02r01 F)2)d)(ii), 662911 D01 v02r01 E)1)		

DUT Configuration			
Mode:	802.11n HT20	Duty Cycle (%):	96.1
Modulation Coding Scheme:	MCS10	DCCF (dB):	-
Antenna Configuration:	MIMO SDM	Peak Antenna Gain (dBi):	7.17
Active Port(s):	A+B (Core 0 + Core 1)	Active Chain(s):	0+1

Test Frequency (MHz)	Minimum 99% OBW (MHz)	Maximum Conducted Output Power (dBm)					Gain (dBi)	EIRP (dBm)	EIRP Limit (dBm)	EIRP Margin (dB)
		A	B	C	D	∑				
5180	17.760	8.05	7.76	-	-	10.92	7.17	18.08	22.49	-4.41
5220	17.700	7.98	8.02	-	-	11.01	7.17	18.18	22.48	-4.30
5240	17.640	7.99	7.95	-	-	10.98	7.17	18.14	22.46	-4.32

Table 407 - ISED Maximum Conducted (average) Output Power Results

Test Configuration			
Frequency Range:	5.150-5.250 GHz	Band:	U-NII-1
Limit Clause(s):	RSS-247 6.2.1.1	Test Method(s):	C63.10 12.4.3.2
Additional Reference(s):	662911 D01 v02r01 F)2)d)(ii), 662911 D01 v02r01 E)1)		

DUT Configuration			
Mode:	802.11n HT40	Duty Cycle (%):	93.1
Modulation Coding Scheme:	MCS10	DCCF (dB):	-
Antenna Configuration:	MIMO SDM	Peak Antenna Gain (dBi):	7.17
Active Port(s):	A+B (Core 0 + Core 1)	Active Chain(s):	0+1

Test Frequency (MHz)	Minimum 99% OBW (MHz)	Maximum Conducted Output Power (dBm)					Gain (dBi)	EIRP (dBm)	EIRP Limit (dBm)	EIRP Margin (dB)
		A	B	C	D	∑				
5190	36.600	10.75	10.22	-	-	13.51	7.17	20.67	23.00	-2.33
5230	36.300	10.61	10.40	-	-	13.51	7.17	20.68	23.00	-2.32

Table 408 - ISED Maximum Conducted (average) Output Power Results