TUV SUD Limited Digitally signed by TUV SUD Limited Date: 2024.11.29 15:11:06 Z

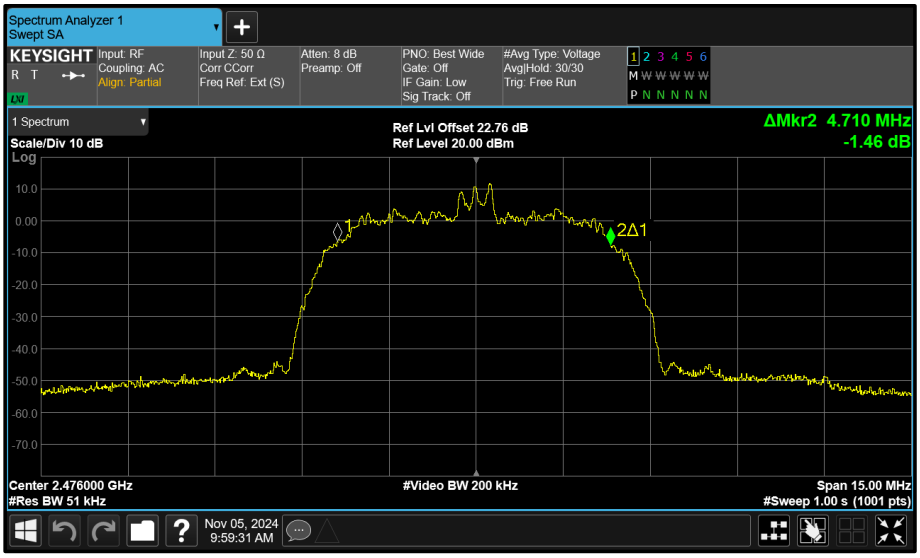

Figure 71 - Core 0 (A) 2476 MHz (CH74) 99% Bandwidth

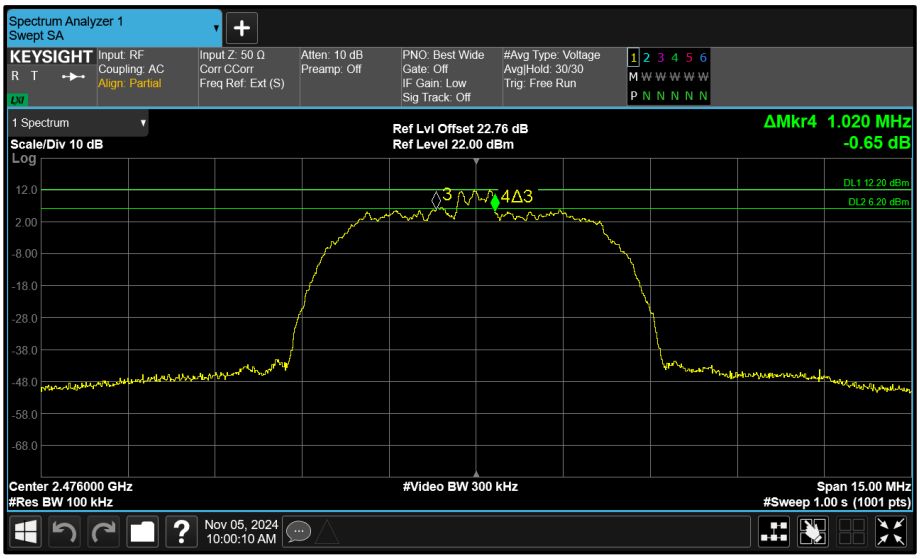

Figure 72 - Core 0 (A) 2476 MHz (CH74) 6 dB Bandwidth

Test Configuration			
Frequency Range:	2400-2483.5 MHz	Band:	2.4 GHz
Limit Clause(s):	15.247 (a)(2) RSS-247 5.2 a)	Test Method(s):	C63.10 6.9.3 C63.10 11.8.1
Additional Reference(s):	-		

DUT Configuration			
Mode:	ePA π/4 DQPSK (4-DH5)	Duty Cycle (%):	-
Antenna Configuration:	Beamforming	DCCF (dB):	-
Active Port(s):	A+B (Core 0 + Core 1)	Peak Antenna Gain (dBi):	-

Test Frequency (MHz)	6 dB Bandwidth (MHz)				Limit (kHz)
	A	B	C	D	
2404	1.912	1.896	-	-	≥500.0
2441	1.912	1.904	-	-	≥500.0
2476	1.912	1.904	-	-	≥500.0

Table 21 - 6 dB Bandwidth Results

Test Frequency (MHz)	99% Bandwidth (MHz)				Limit (kHz)
	A	B	C	D	
2404	2.352	2.328	-	-	-
2441	2.344	2.328	-	-	-
2476	2.344	2.328	-	-	-

Table 22 - 99% Bandwidth Results

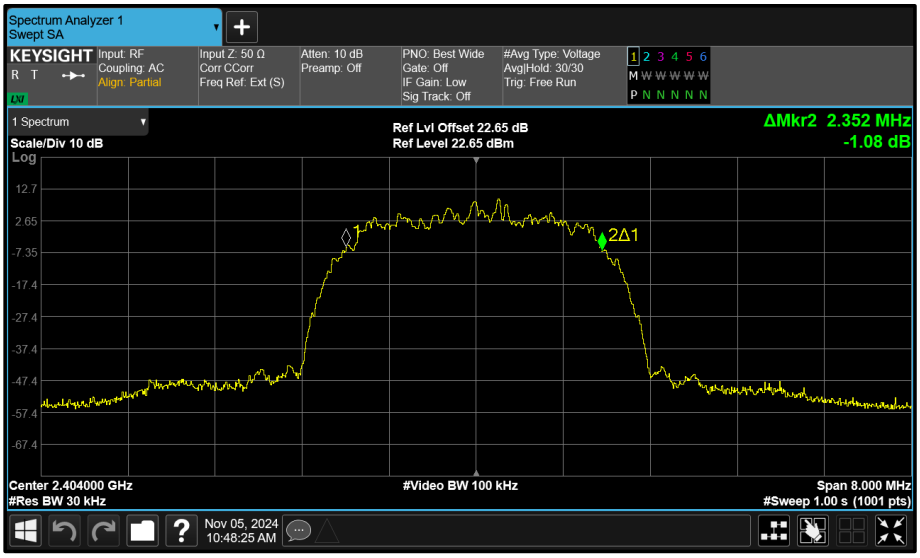

Figure 73 - Core 0 (A) 2404 MHz (CH2) 99% Bandwidth

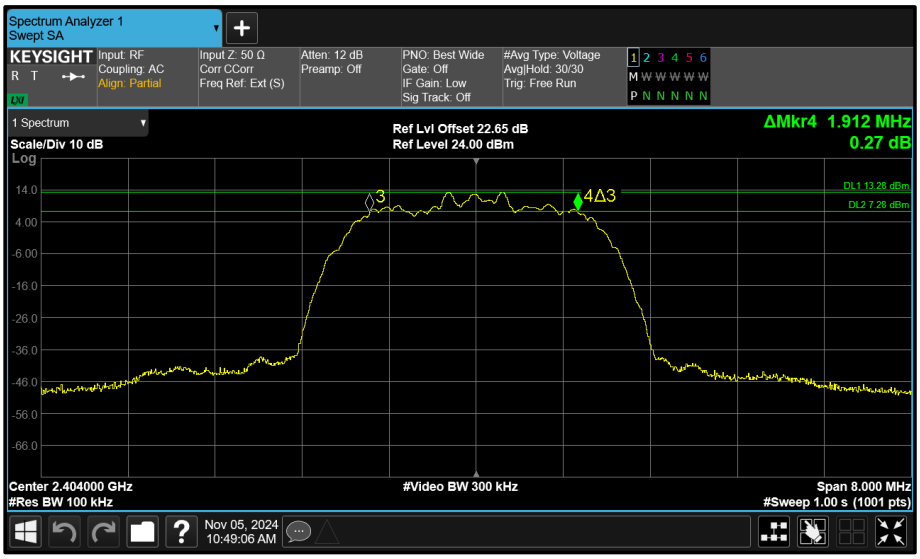

Figure 74 - Core 0 (A) 2404 MHz (CH2) 6 dB Bandwidth

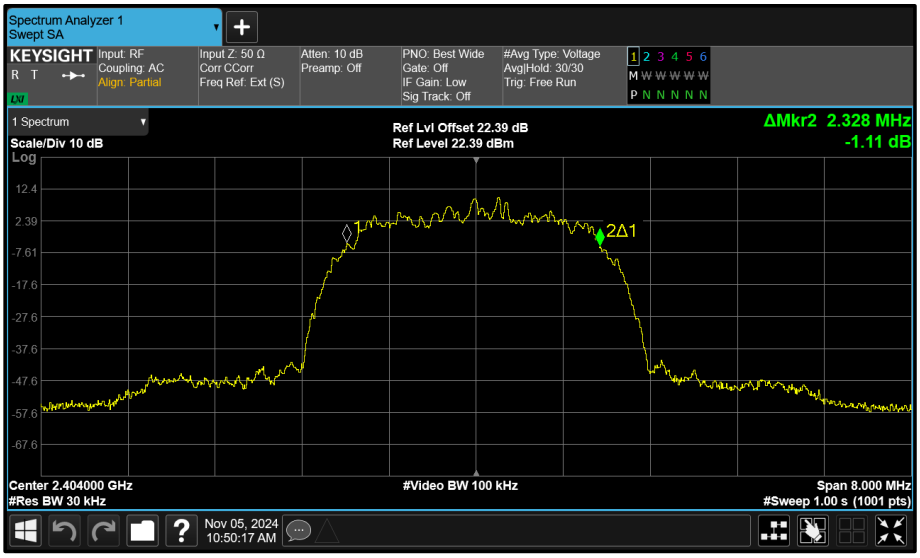

Figure 75 - Core 1 (B) 2404 MHz (CH2) 99% Bandwidth

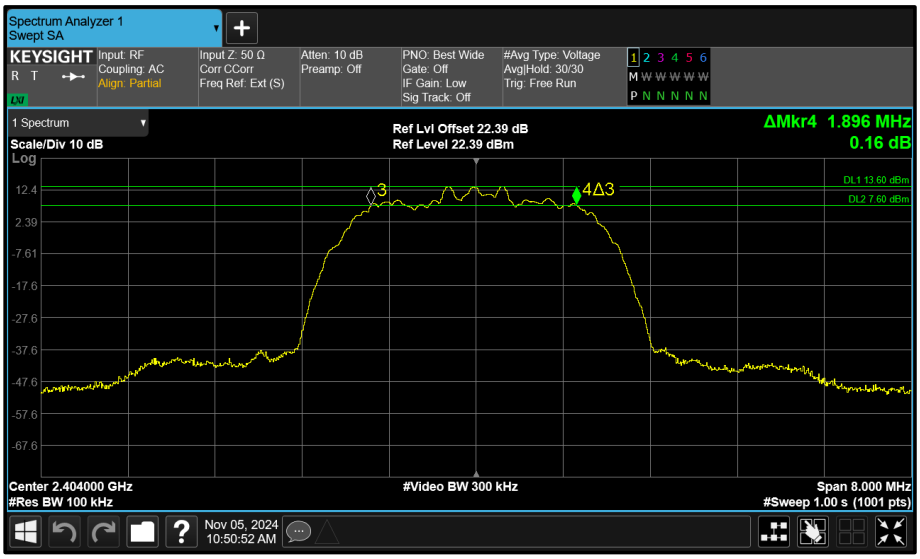

Figure 76 - Core 1 (B) 2404 MHz (CH2) 6 dB Bandwidth

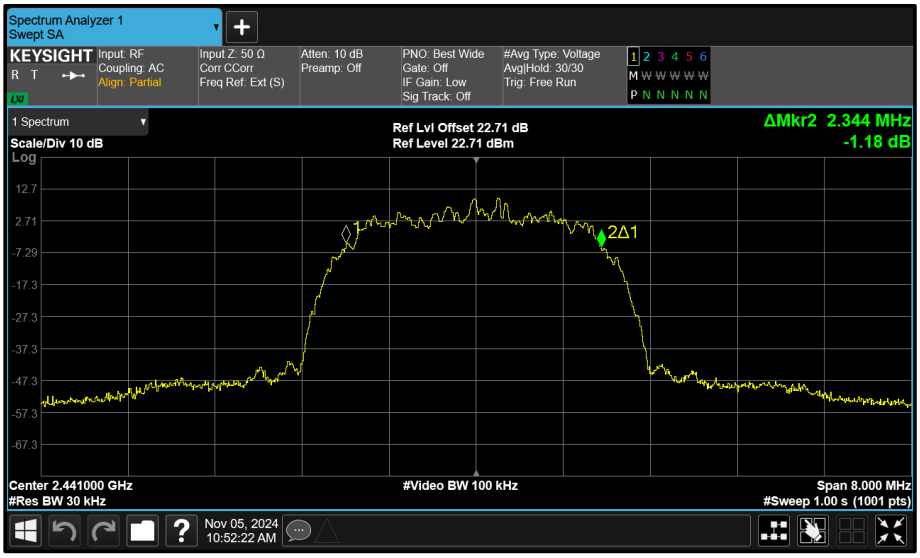

Figure 77 - Core 0 (A) 2441 MHz (CH39) 99% Bandwidth

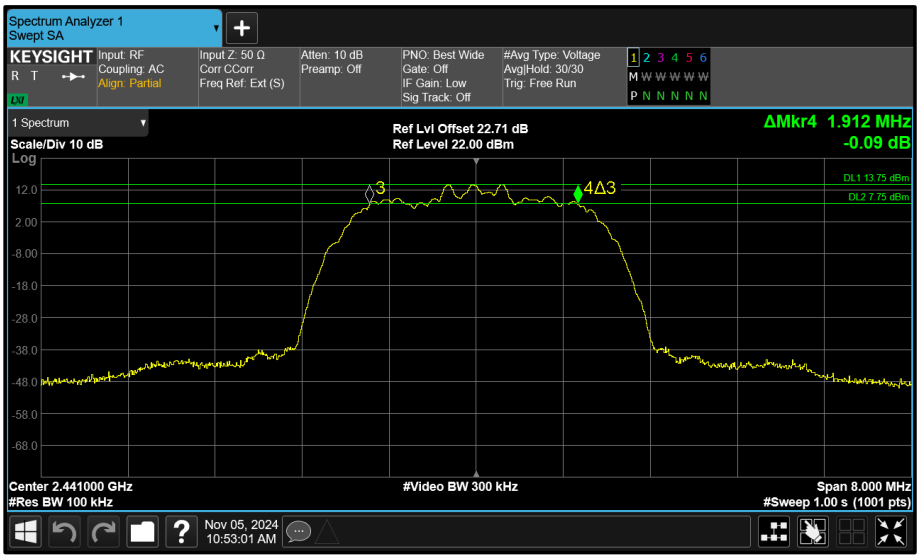

Figure 78 - Core 0 (A) 2441 MHz (CH39) 6 dB Bandwidth

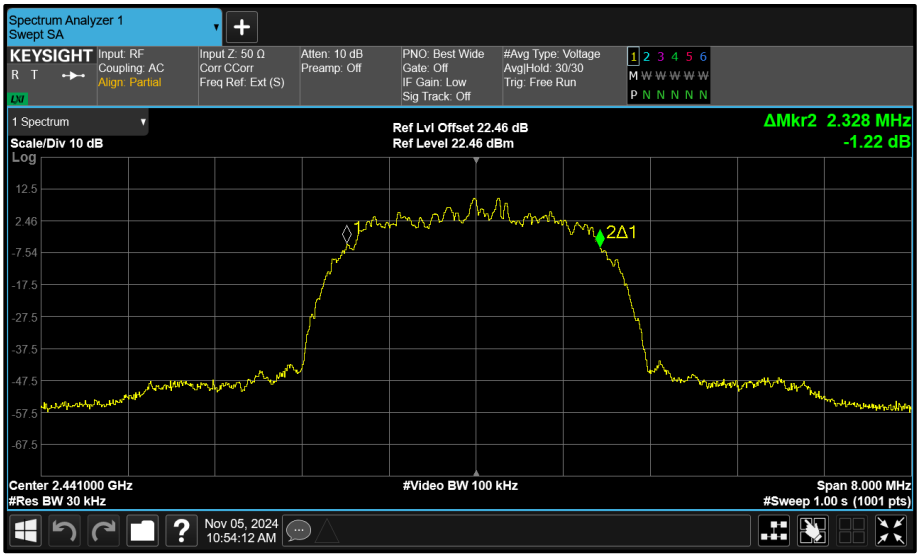

Figure 79 - Core 1 (B) 2441 MHz (CH39) 99% Bandwidth

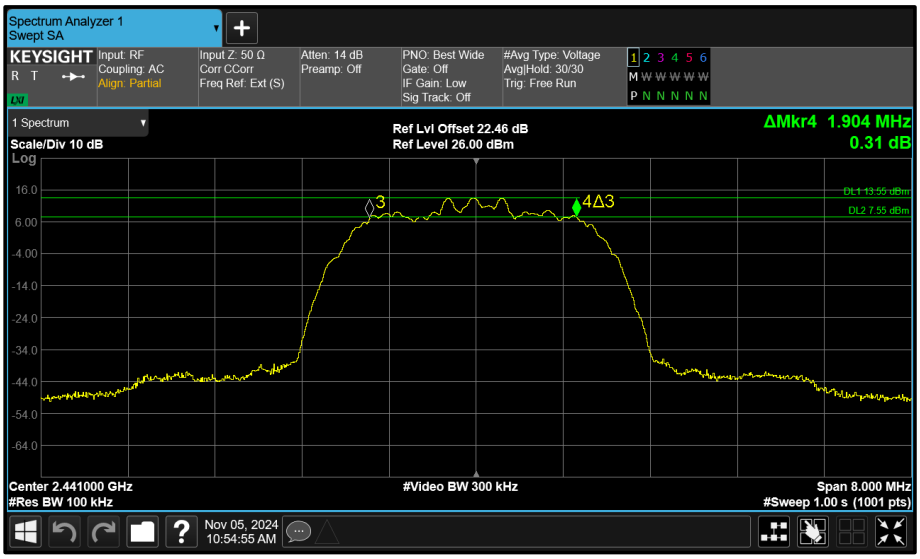

Figure 80 - Core 1 (B) 2441 MHz (CH39) 6 dB Bandwidth

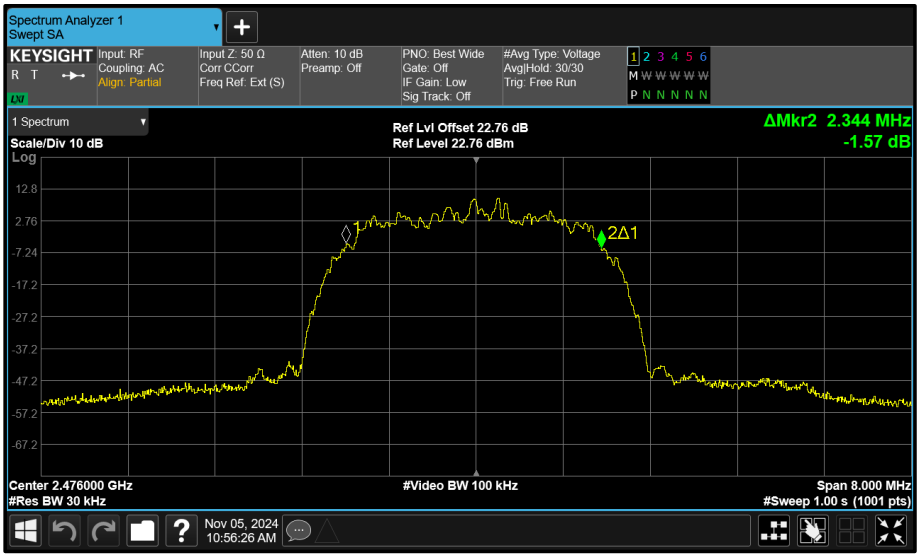

Figure 81 - Core 0 (A) 2476 MHz (CH74) 99% Bandwidth

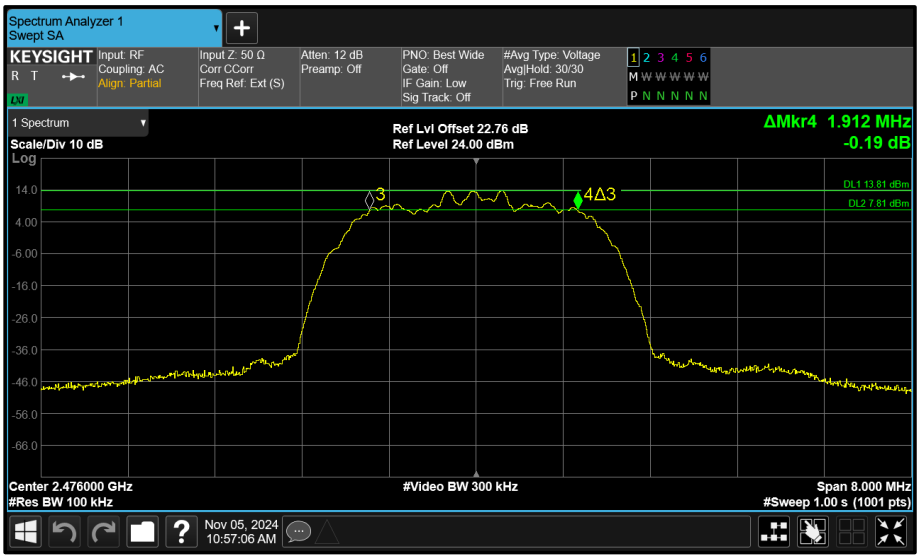

Figure 82 - Core 0 (A) 2476 MHz (CH74) 6 dB Bandwidth

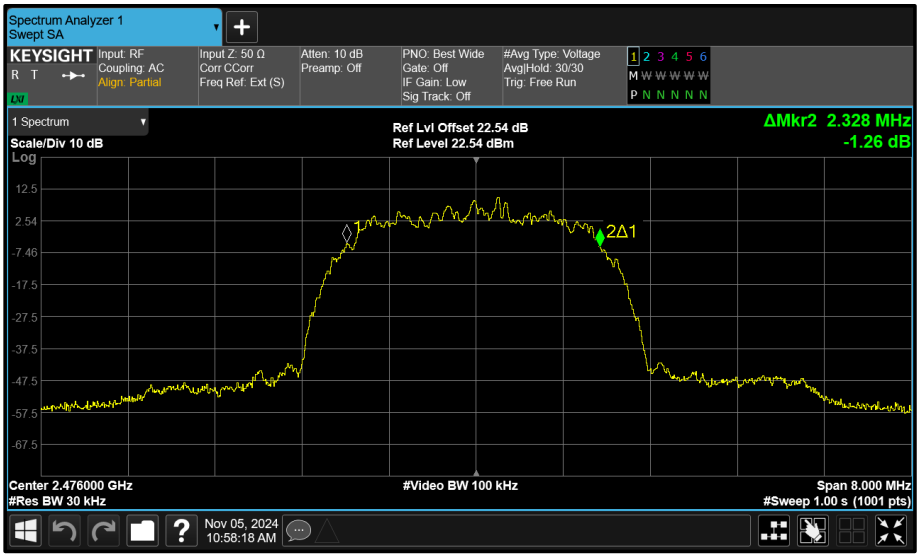

Figure 83 - Core 1 (B) 2476 MHz (CH74) 99% Bandwidth

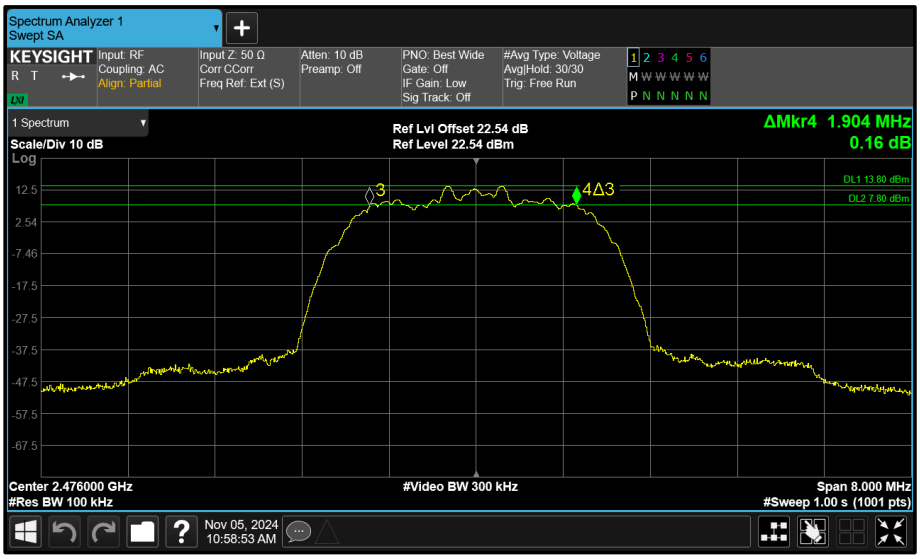

Figure 84 - Core 1 (B) 2476 MHz (CH74) 6 dB Bandwidth

Test Configuration			
Frequency Range:	2400-2483.5 MHz	Band:	2.4 GHz
Limit Clause(s):	15.247 (a)(2) RSS-247 5.2 a)	Test Method(s):	C63.10 6.9.3 C63.10 11.8.1
Additional Reference(s):	-		

DUT Configuration			
Mode:	ePA π/4 DQPSK (8-DH5)	Duty Cycle (%):	-
Antenna Configuration:	Beamforming	DCCF (dB):	-
Active Port(s):	A+B (Core 0 + Core 1)	Peak Antenna Gain (dBi):	-

Test Frequency (MHz)	6 dB Bandwidth (MHz)				Limit (kHz)
	A	B	C	D	
2404	1.020	0.675	-	-	≥500.0
2441	1.020	1.020	-	-	≥500.0
2476	1.035	1.020	-	-	≥500.0

Table 23 - 6 dB Bandwidth Results

Test Frequency (MHz)	99% Bandwidth (MHz)				Limit (kHz)
	A	B	C	D	
2404	4.710	4.635	-	-	-
2441	4.710	4.635	-	-	-
2476	4.695	4.635	-	-	-

Table 24 - 99% Bandwidth Results

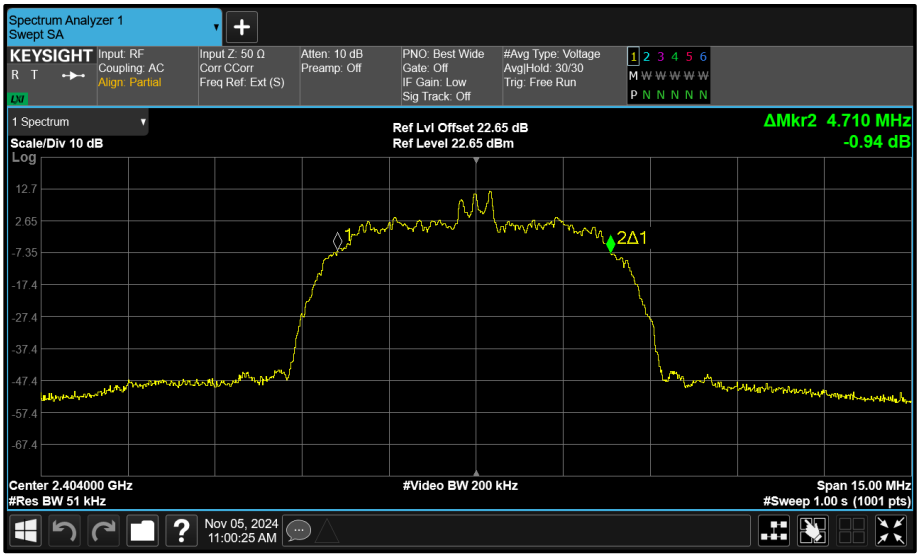

Figure 85 - Core 0 (A) 2404 MHz (CH2) 99% Bandwidth

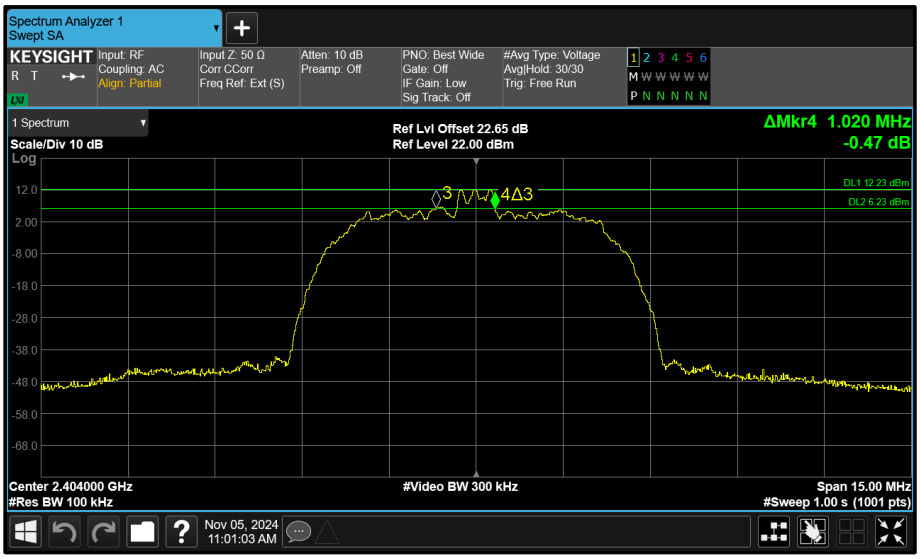

Figure 86 - Core 0 (A) 2404 MHz (CH2) 6 dB Bandwidth

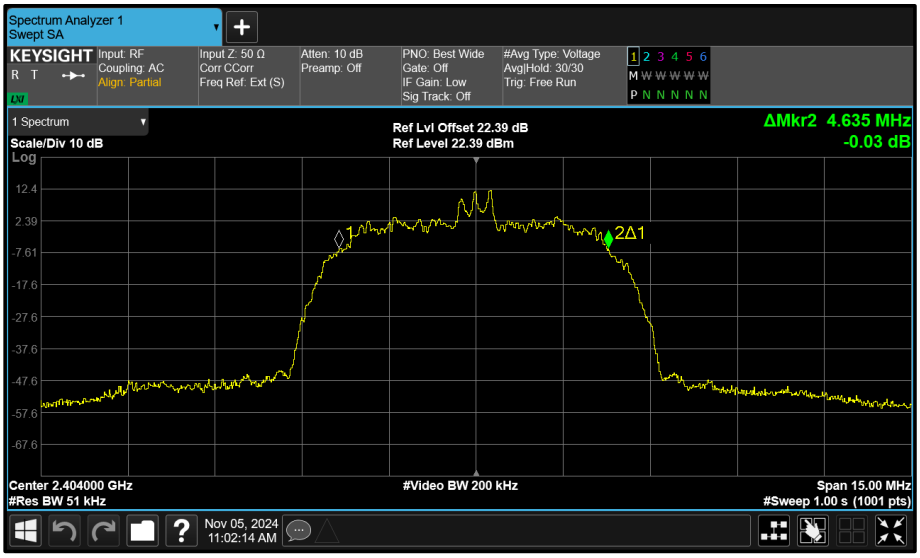

Figure 87 - Core 1 (B) 2404 MHz (CH2) 99% Bandwidth

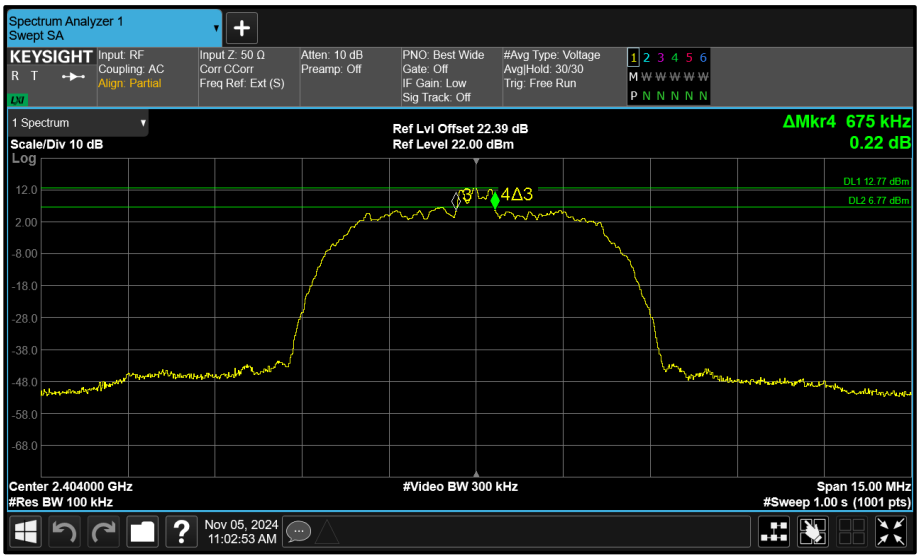

Figure 88 - Core 1 (B) 2404 MHz (CH2) 6 dB Bandwidth

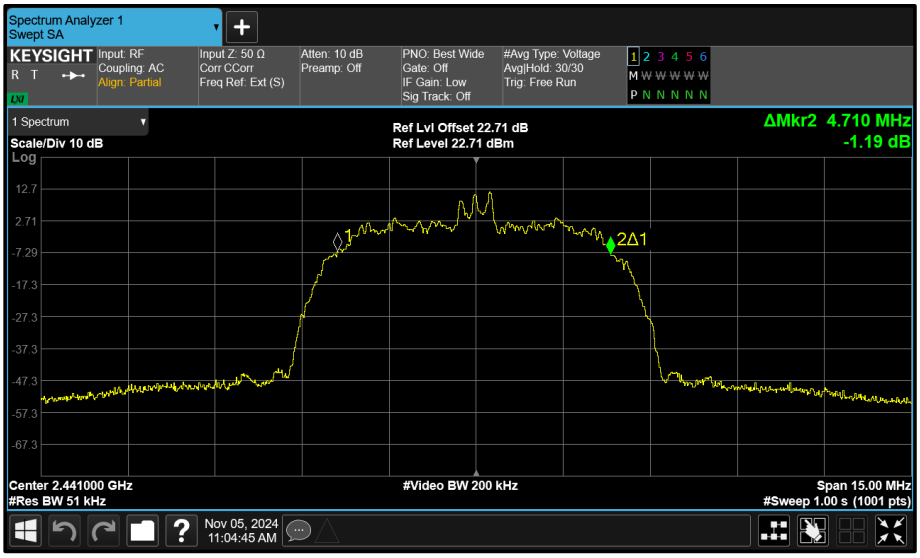

Figure 89 - Core 0 (A) 2441 MHz (CH39) 99% Bandwidth

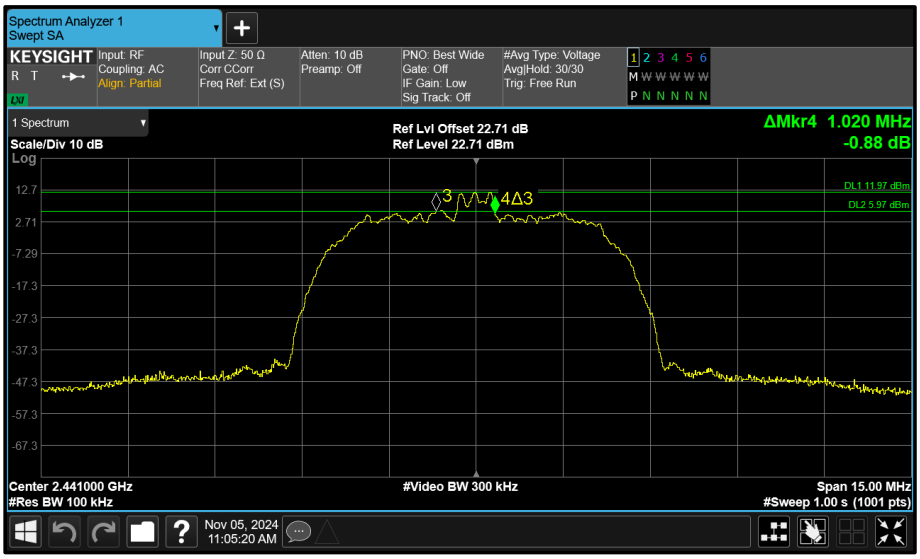

Figure 90 - Core 0 (A) 2441 MHz (CH39) 6 dB Bandwidth

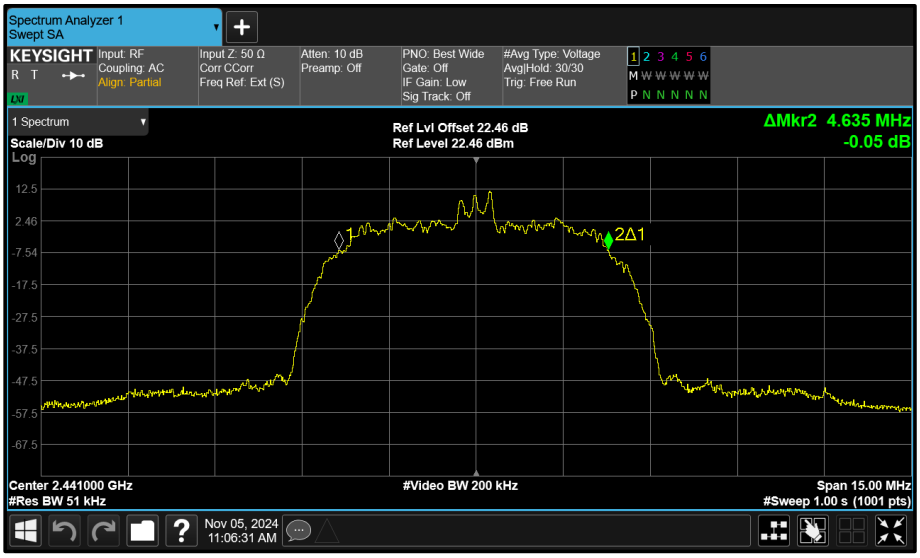

Figure 91 - Core 1 (B) 2441 MHz (CH39) 99% Bandwidth

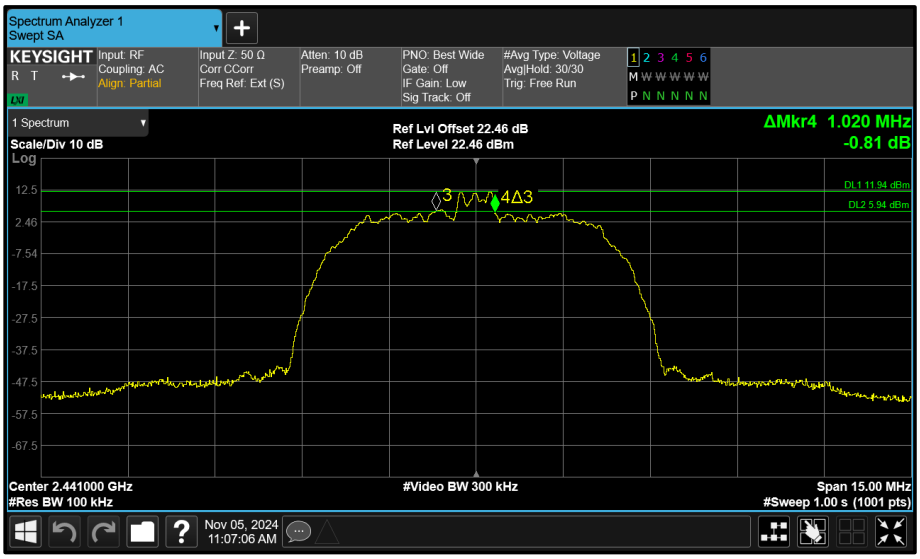

Figure 92 - Core 1 (B) 2441 MHz (CH39) 6 dB Bandwidth

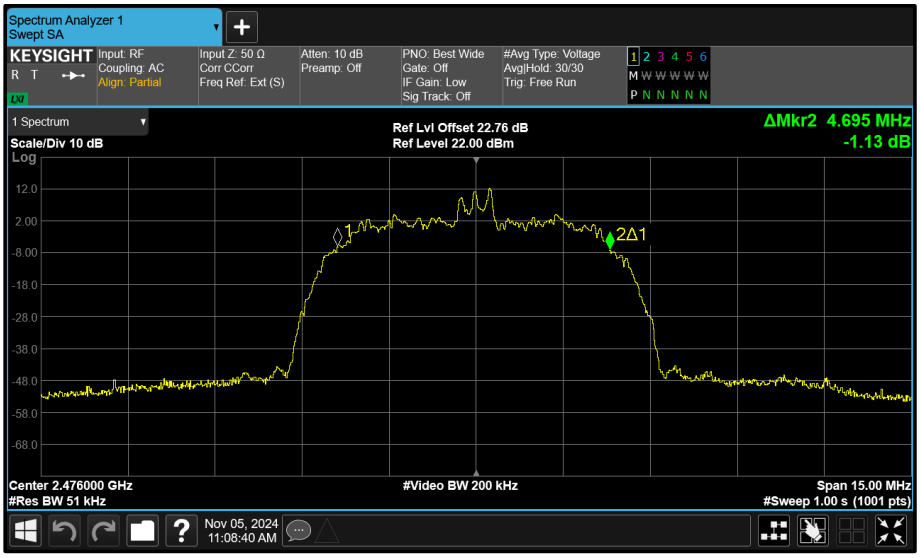

Figure 93 - Core 0 (A) 2476 MHz (CH74) 99% Bandwidth

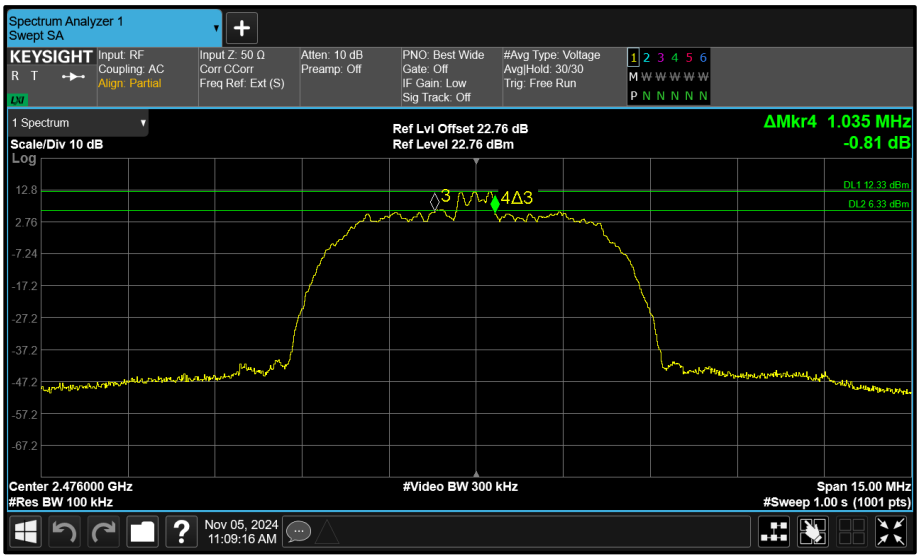

Figure 94 - Core 0 (A) 2476 MHz (CH74) 6 dB Bandwidth

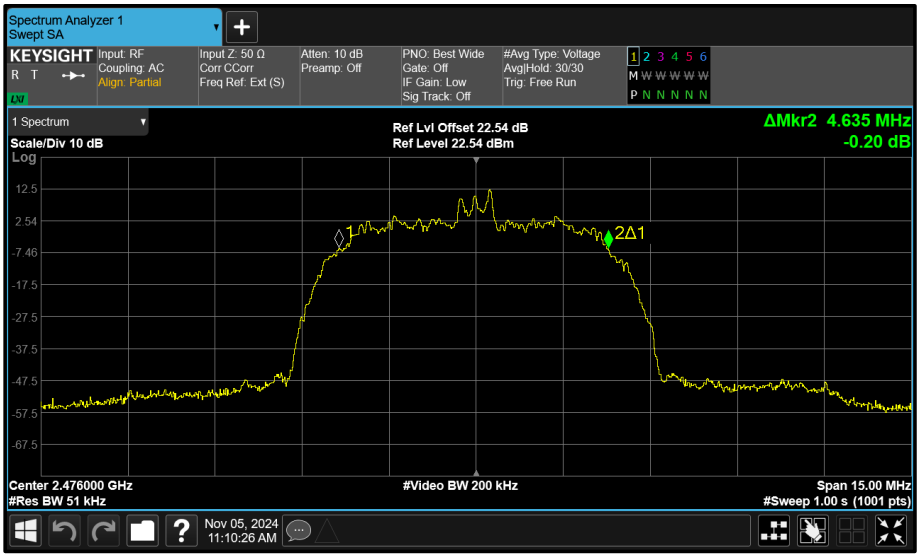

Figure 95 - Core 1 (B) 2476 MHz (CH74) 99% Bandwidth

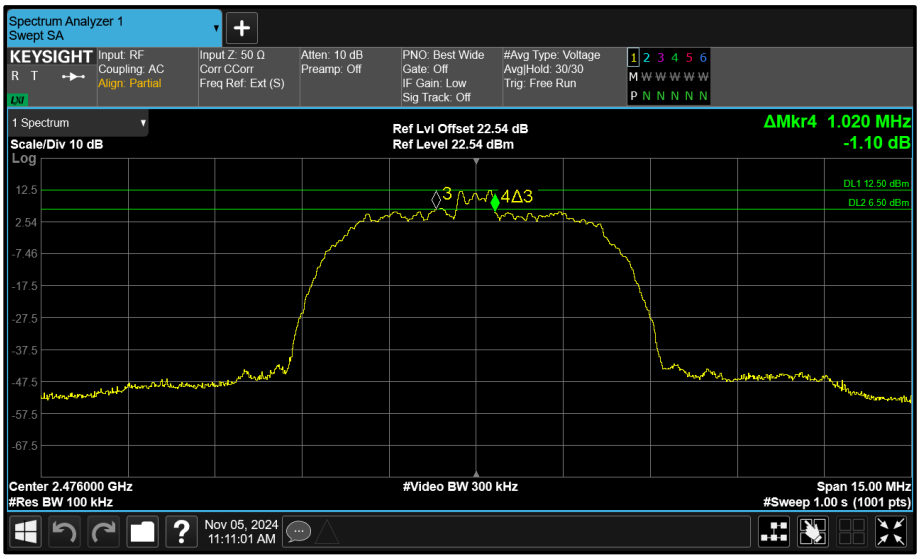

Figure 96 - Core 1 (B) 2476 MHz (CH74) 6 dB Bandwidth

Test Configuration			
Frequency Range:	2400-2483.5 MHz	Band:	2.4 GHz
Limit Clause(s):	15.247 (a)(2) RSS-247 5.2 a)	Test Method(s):	C63.10 6.9.3 C63.10 11.8.1
Additional Reference(s):	-		

DUT Configuration			
Mode:	ePA GFSK (LE 1M)	Duty Cycle (%):	-
Antenna Configuration:	SISO	DCCF (dB):	-
Active Port(s):	A (Core 0)	Peak Antenna Gain (dBi):	-

Test Frequency (MHz)	6 dB Bandwidth (MHz)				Limit (kHz)
	A	B	C	D	
2402	0.720	-	-	-	≥500.0
2440	0.728	-	-	-	≥500.0
2480	0.724	-	-	-	≥500.0

Table 25 - 6 dB Bandwidth Results

Test Frequency (MHz)	99% Bandwidth (MHz)				Limit (kHz)
	A	B	C	D	
2402	1.040	-	-	-	-
2440	1.040	-	-	-	-
2480	1.040	-	-	-	-

Table 26 - 99% Bandwidth Results

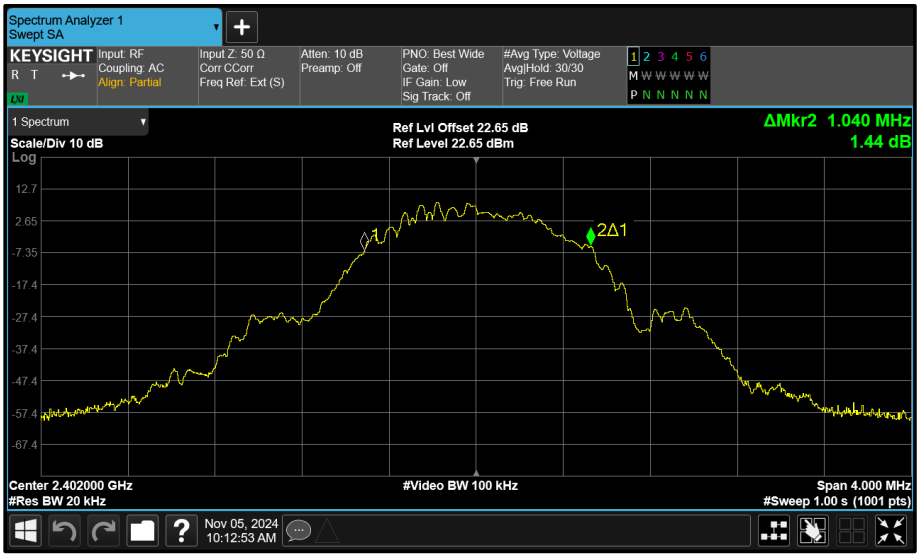

Figure 97 - Core 0 (A) 2402 MHz (CH37) 99% Bandwidth

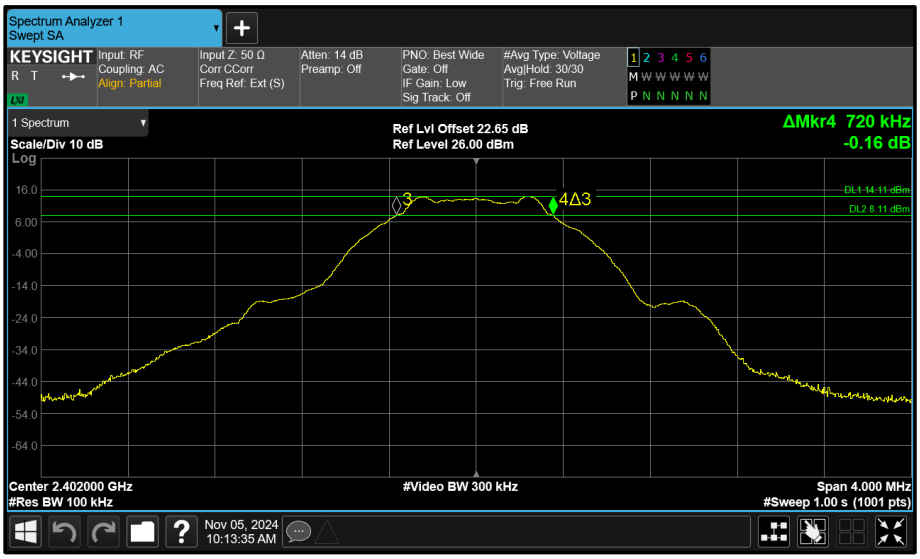

Figure 98 - Core 0 (A) 2402 MHz (CH37) 6 dB Bandwidth

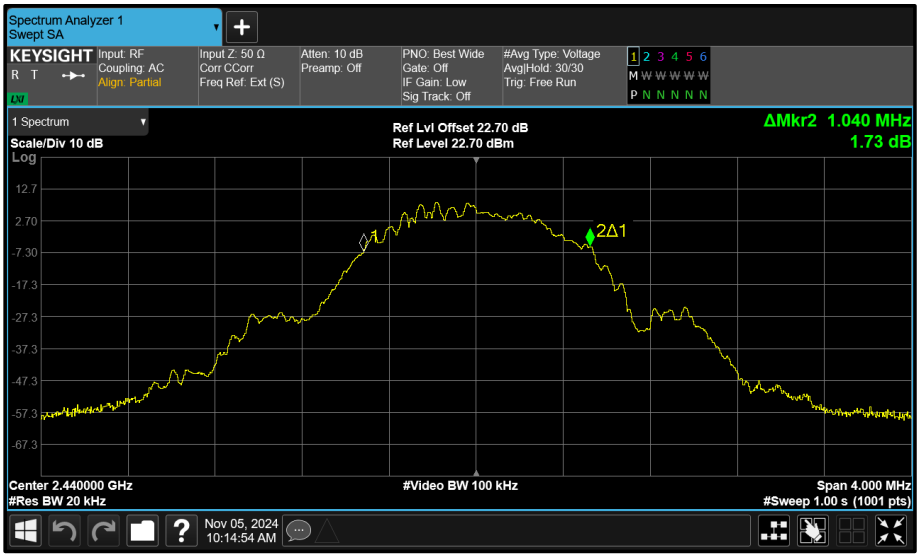

Figure 99 - Core 0 (A) 2440 MHz (CH17) 99% Bandwidth

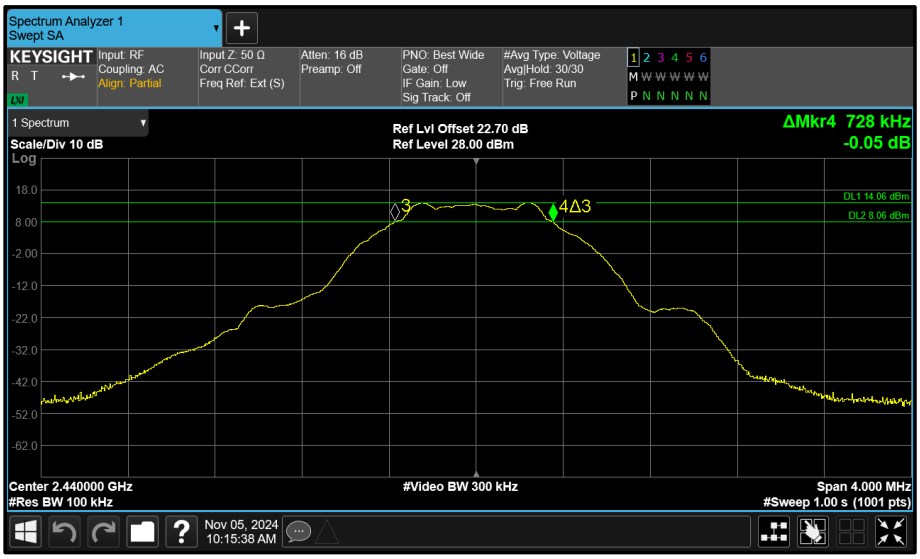

Figure 100 - Core 0 (A) 2440 MHz (CH17) 6 dB Bandwidth

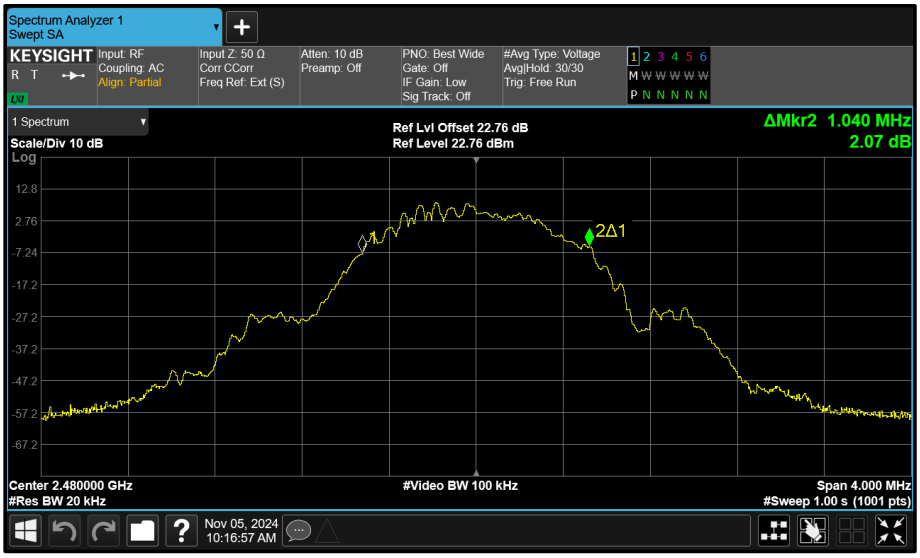

Figure 101 - Core 0 (A) 2480 MHz (CH39) 99% Bandwidth

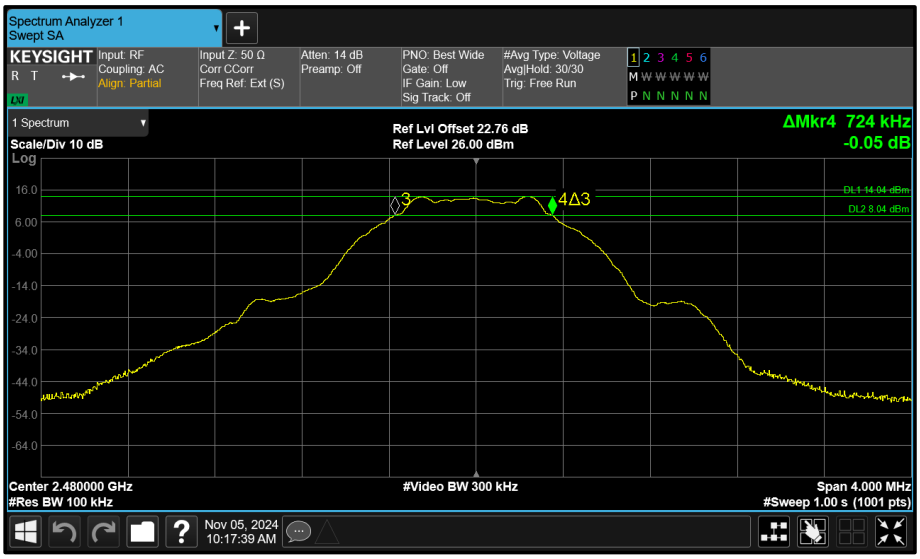

Figure 102 - Core 0 (A) 2480 MHz (CH39) 6 dB Bandwidth

Test Configuration			
Frequency Range:	2400-2483.5 MHz	Band:	2.4 GHz
Limit Clause(s):	15.247 (a)(2) RSS-247 5.2 a)	Test Method(s):	C63.10 6.9.3 C63.10 11.8.1
Additional Reference(s):	-		

DUT Configuration			
Mode:	ePA GFSK (LE 2M)	Duty Cycle (%):	-
Antenna Configuration:	SISO	DCCF (dB):	-
Active Port(s):	A (Core 0)	Peak Antenna Gain (dBi):	-

Test Frequency (MHz)	6 dB Bandwidth (MHz)				Limit (kHz)
	A	B	C	D	
2402	1.288	-	-	-	≥500.0
2440	1.280	-	-	-	≥500.0
2480	1.280	-	-	-	≥500.0

Table 27 - 6 dB Bandwidth Results

Test Frequency (MHz)	99% Bandwidth (MHz)				Limit (kHz)
	A	B	C	D	
2402	2.096	-	-	-	-
2440	2.088	-	-	-	-
2480	2.088	-	-	-	-

Table 28 - 99% Bandwidth Results

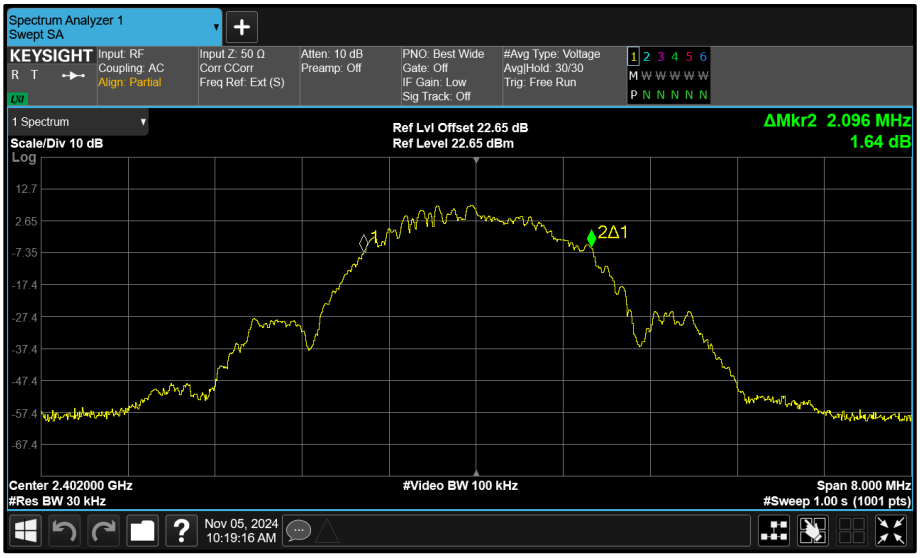

Figure 103 - Core 0 (A) 2402 MHz (CH37) 99% Bandwidth

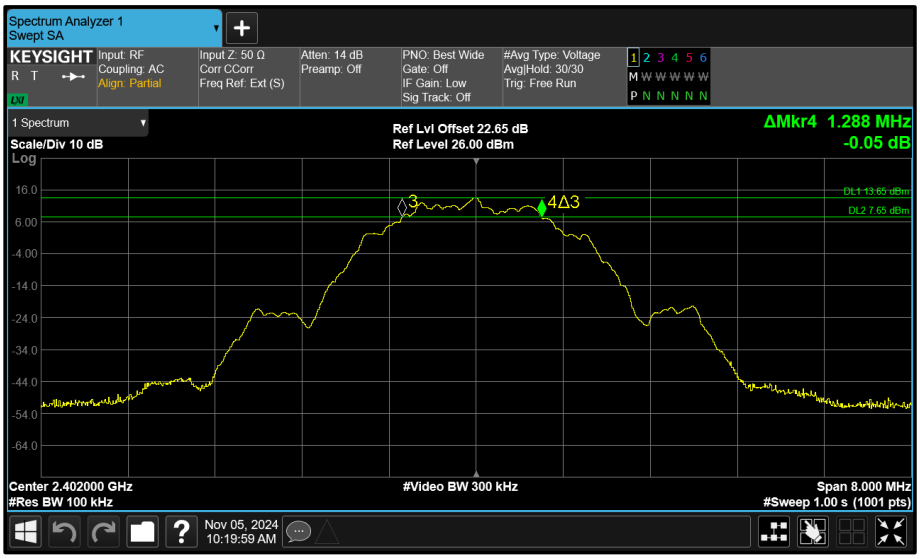

Figure 104 - Core 0 (A) 2402 MHz (CH37) 6 dB Bandwidth

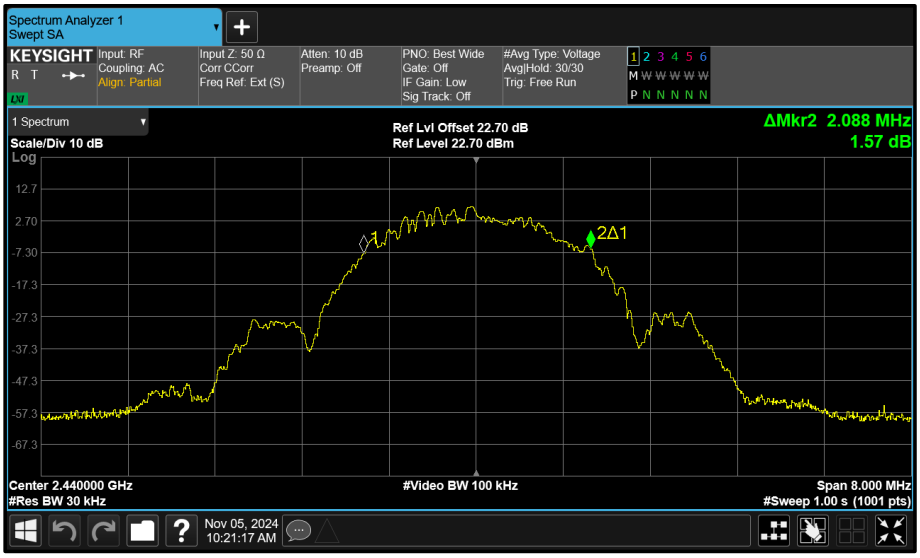

Figure 105 - Core 0 (A) 2440 MHz (CH17) 99% Bandwidth

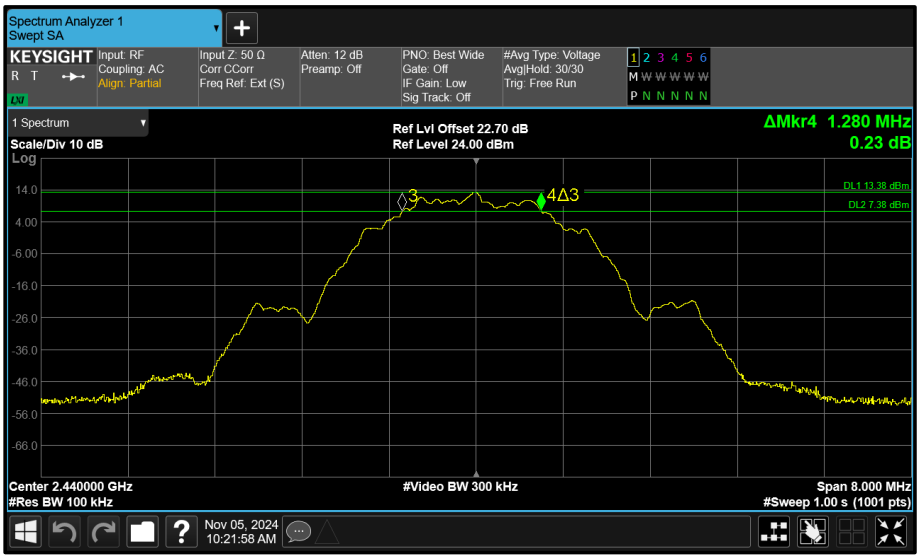

Figure 106 - Core 0 (A) 2440 MHz (CH17) 6 dB Bandwidth

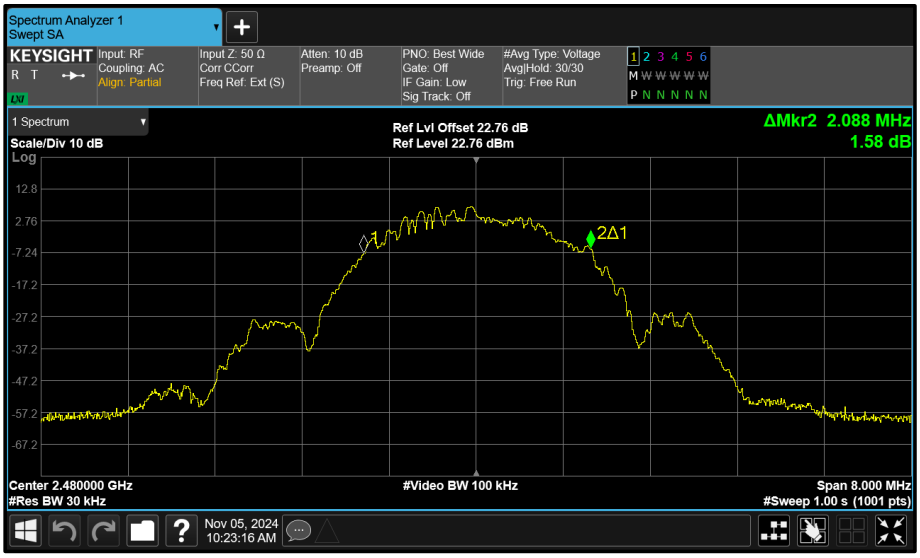

Figure 107 - Core 0 (A) 2480 MHz (CH39) 99% Bandwidth

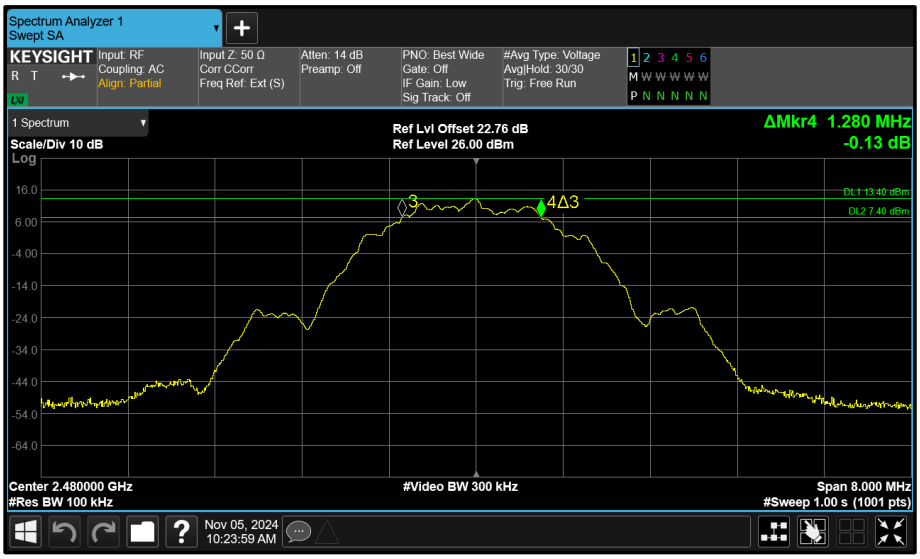

Figure 108 - Core 0 (A) 2480 MHz (CH39) 6 dB Bandwidth

Test Configuration			
Frequency Range:	2400-2483.5 MHz	Band:	2.4 GHz
Limit Clause(s):	15.247 (a)(2) RSS-247 5.2 a)	Test Method(s):	C63.10 6.9.3 C63.10 11.8.1
Additional Reference(s):	-		

DUT Configuration			
Mode:	ePA GFSK (LE 1M)	Duty Cycle (%):	-
Antenna Configuration:	Beamforming	DCCF (dB):	-
Active Port(s):	A+B (Core 0 + Core 1)	Peak Antenna Gain (dBi):	-

Test Frequency (MHz)	6 dB Bandwidth (MHz)				Limit (kHz)
	A	B	C	D	
2402	0.728	0.716	-	-	≥500.0
2440	0.724	0.724	-	-	≥500.0
2480	0.724	0.720	-	-	≥500.0

Table 29 - 6 dB Bandwidth Results

Test Frequency (MHz)	99% Bandwidth (MHz)				Limit (kHz)
	A	B	C	D	
2402	1.040	1.040	-	-	-
2440	1.040	1.040	-	-	-
2480	1.036	1.036	-	-	-

Table 30 - 99% Bandwidth Results

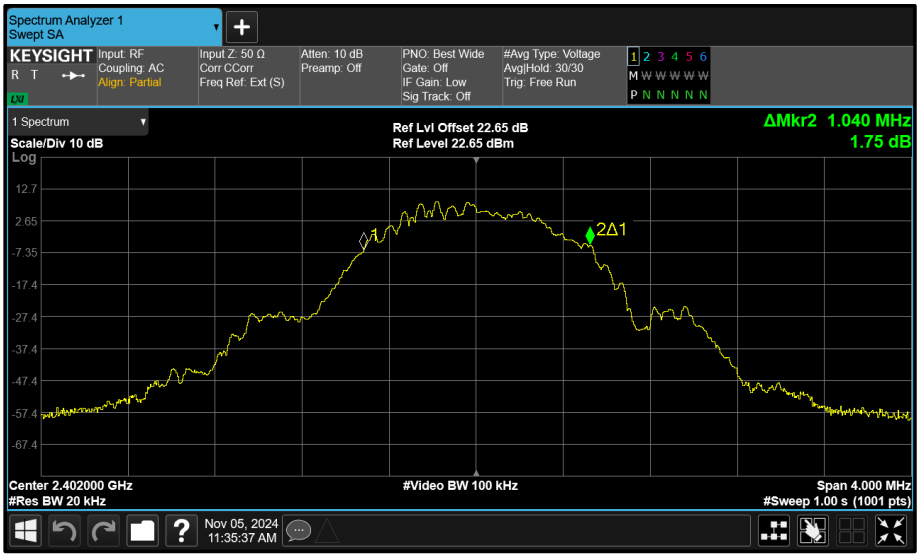

Figure 109 - Core 0 (A) 2402 MHz (CH37) 99% Bandwidth

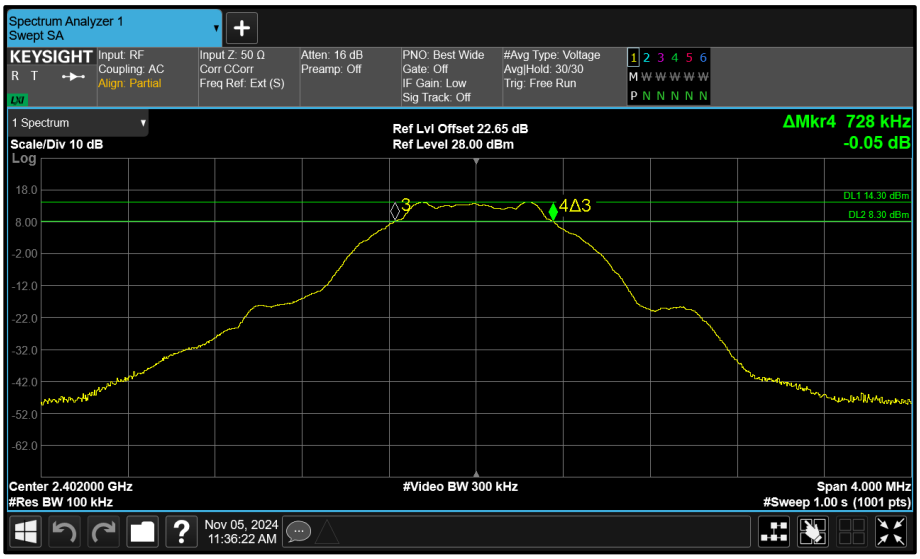

Figure 110 - Core 0 (A) 2402 MHz (CH37) 6 dB Bandwidth

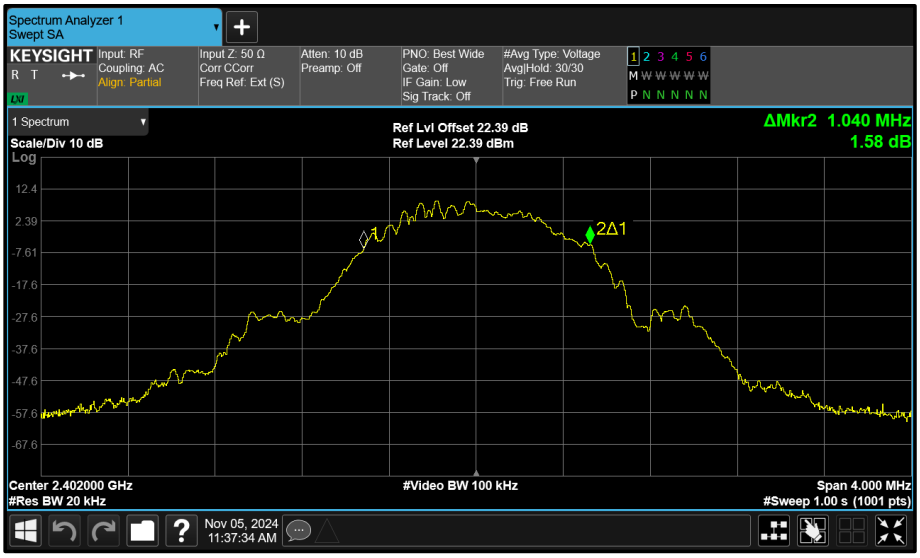

Figure 111 - Core 1 (B) 2402 MHz (CH37) 99% Bandwidth

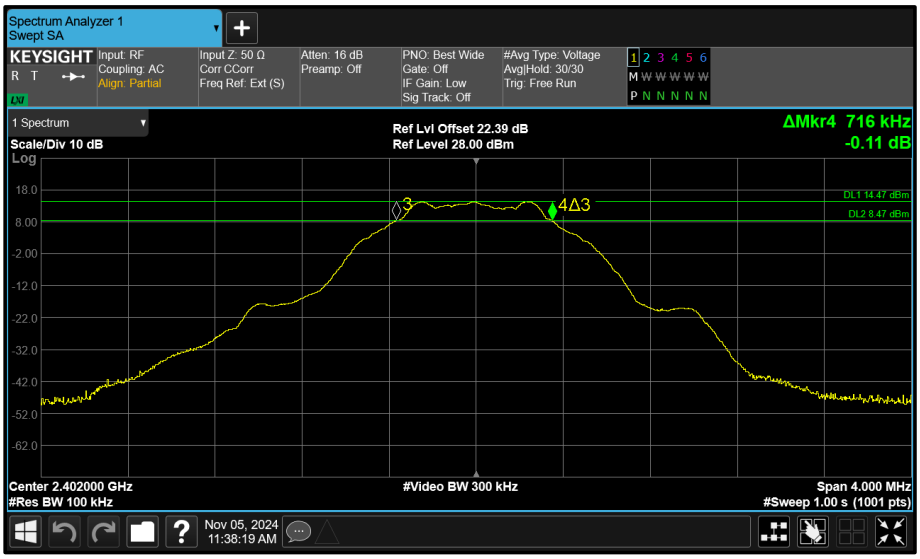

Figure 112 - Core 1 (B) 2402 MHz (CH37) 6 dB Bandwidth

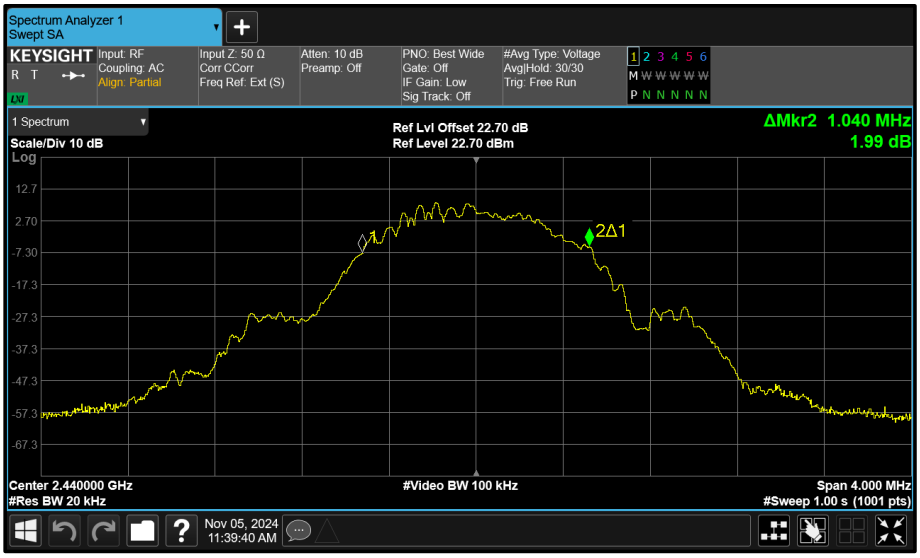

Figure 113 - Core 0 (A) 2440 MHz (CH17) 99% Bandwidth

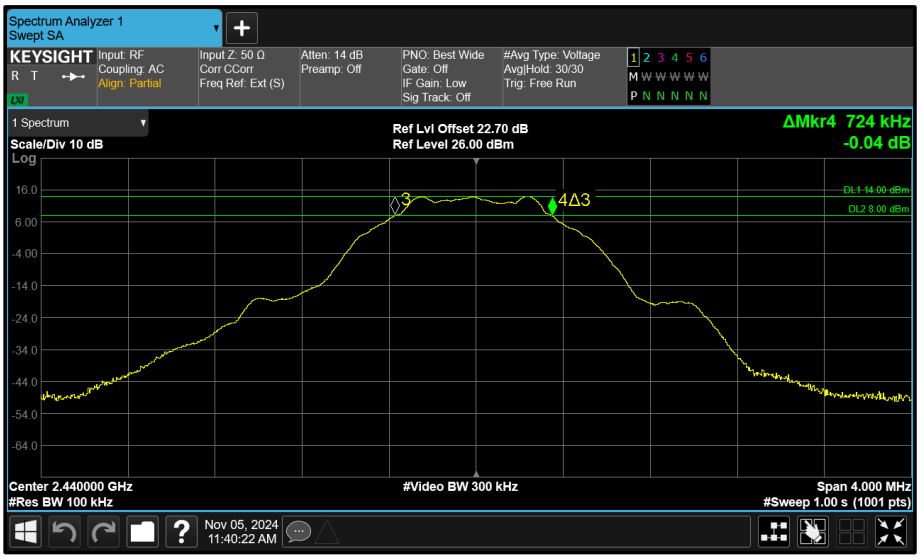

Figure 114 - Core 0 (A) 2440 MHz (CH17) 6 dB Bandwidth

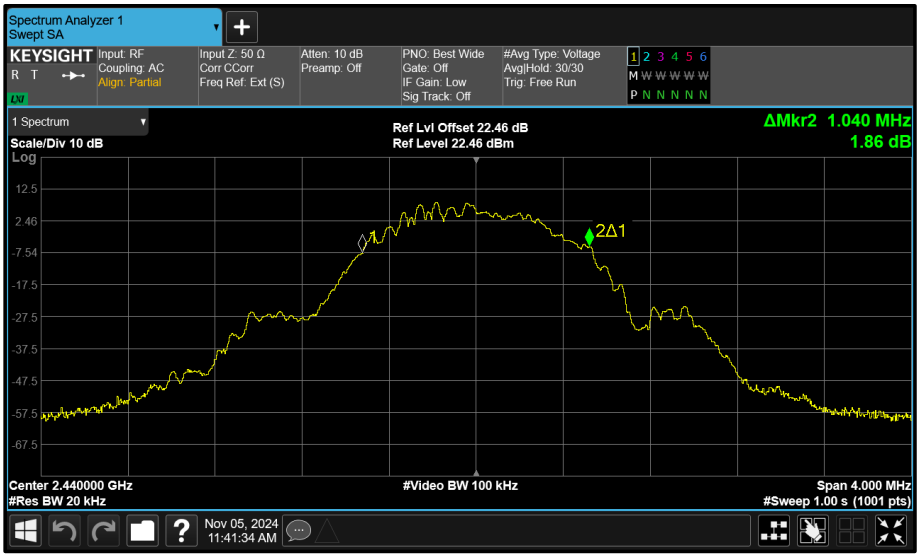

Figure 115 - Core 1 (B) 2440 MHz (CH17) 99% Bandwidth

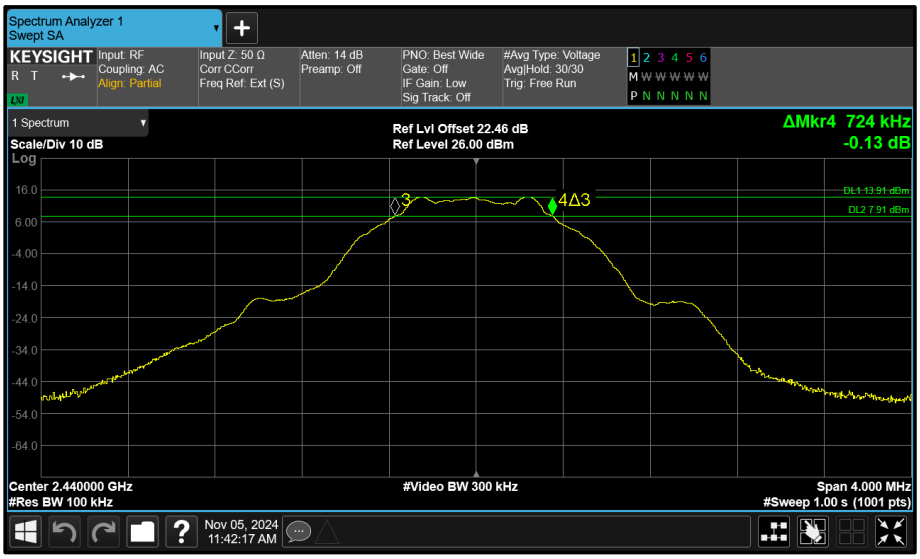

Figure 116 - Core 1 (B) 2440 MHz (CH17) 6 dB Bandwidth

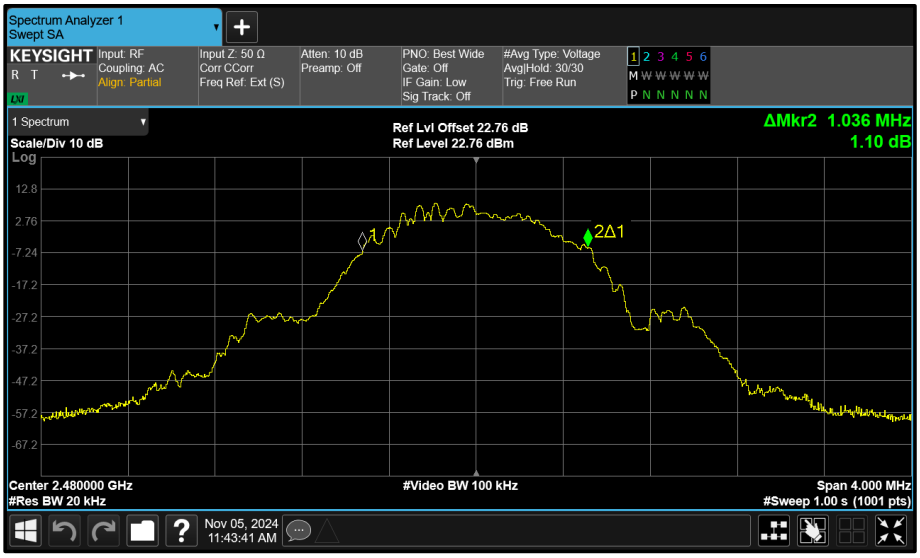

Figure 117 - Core 0 (A) 2480 MHz (CH39) 99% Bandwidth

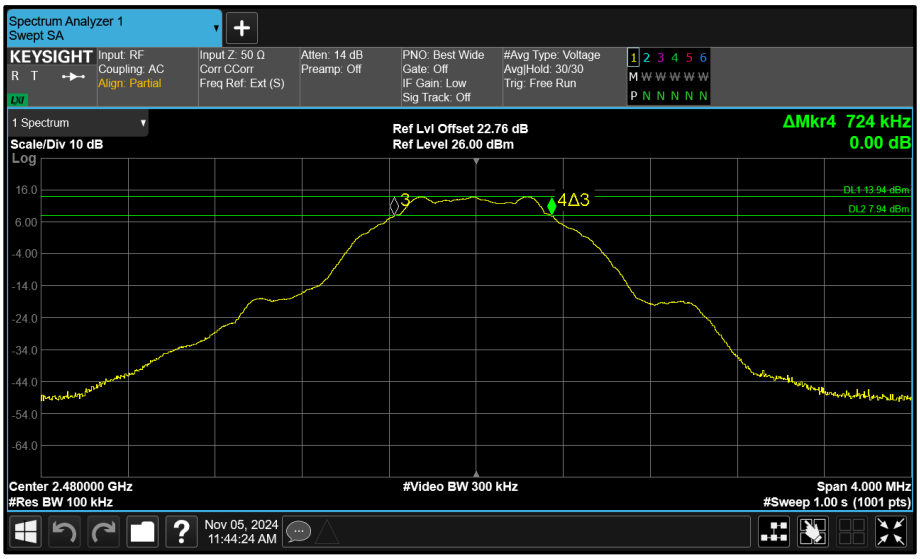

Figure 118 - Core 0 (A) 2480 MHz (CH39) 6 dB Bandwidth

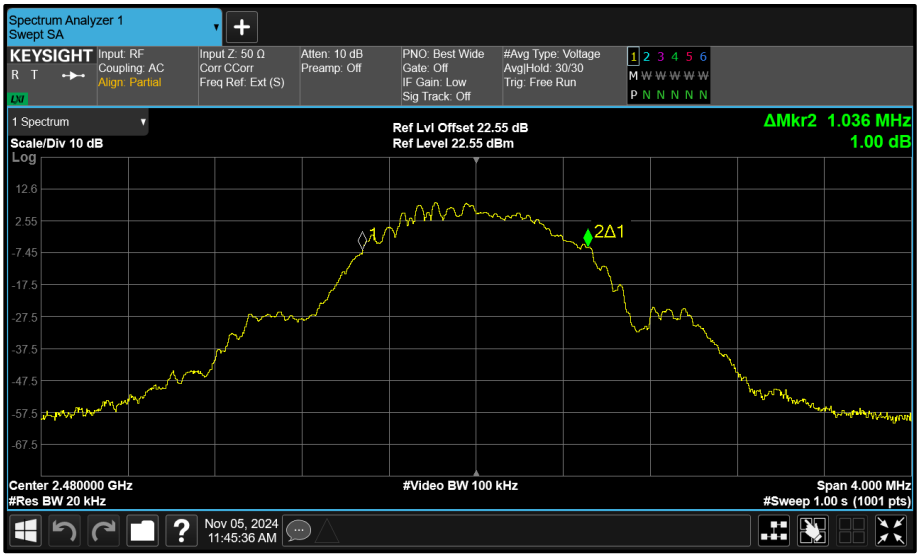

Figure 119 - Core 1 (B) 2480 MHz (CH39) 99% Bandwidth

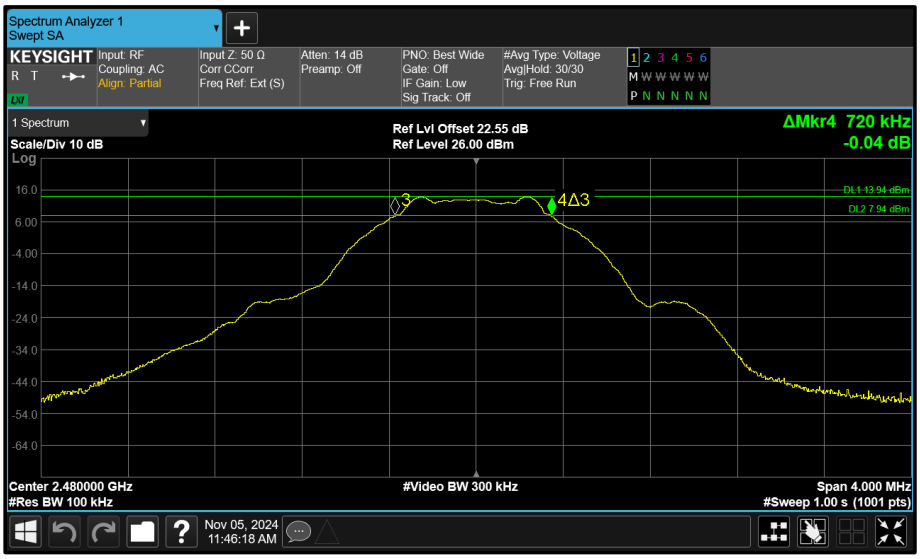

Figure 120 - Core 1 (B) 2480 MHz (CH39) 6 dB Bandwidth

Test Configuration			
Frequency Range:	2400-2483.5 MHz	Band:	2.4 GHz
Limit Clause(s):	15.247 (a)(2) RSS-247 5.2 a)	Test Method(s):	C63.10 6.9.3 C63.10 11.8.1
Additional Reference(s):	-		

DUT Configuration			
Mode:	ePA GFSK (LE 2M)	Duty Cycle (%):	-
Antenna Configuration:	Beamforming	DCCF (dB):	-
Active Port(s):	A+B (Core 0 + Core 1)	Peak Antenna Gain (dBi):	-

Test Frequency (MHz)	6 dB Bandwidth (MHz)				Limit (kHz)
	A	B	C	D	
2402	1.328	1.264	-	-	≥500.0
2440	1.280	1.264	-	-	≥500.0
2480	1.264	1.352	-	-	≥500.0

Table 31 - 6 dB Bandwidth Results

Test Frequency (MHz)	99% Bandwidth (MHz)				Limit (kHz)
	A	B	C	D	
2402	2.088	2.088	-	-	-
2440	2.088	2.088	-	-	-
2480	2.096	2.088	-	-	-

Table 32 - 99% Bandwidth Results

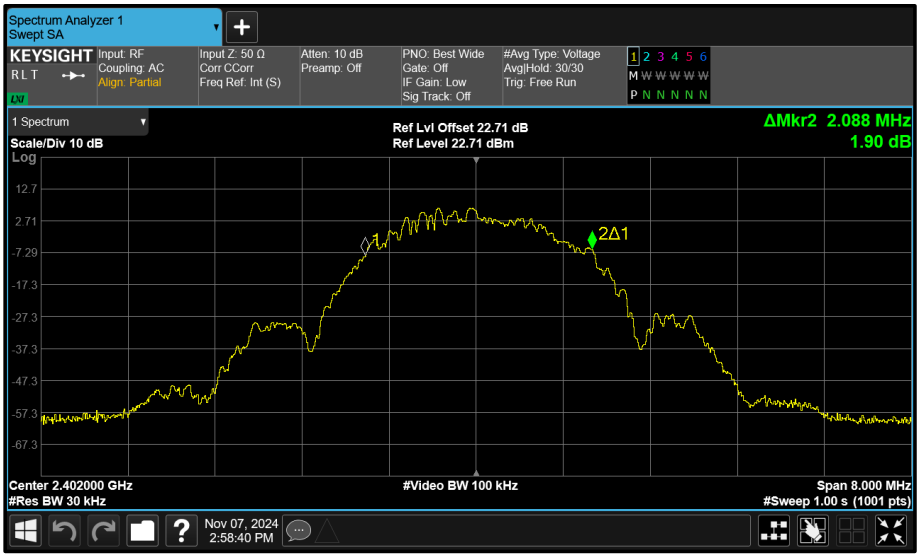

Figure 121 - Core 0 (A) 2402 MHz (CH37) 99% Bandwidth

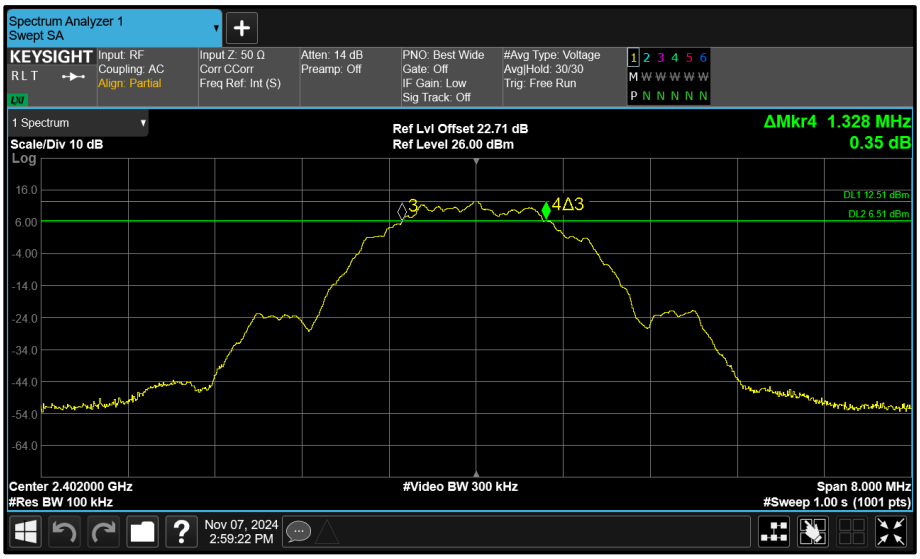

Figure 122 - Core 0 (A) 2402 MHz (CH37) 6 dB Bandwidth

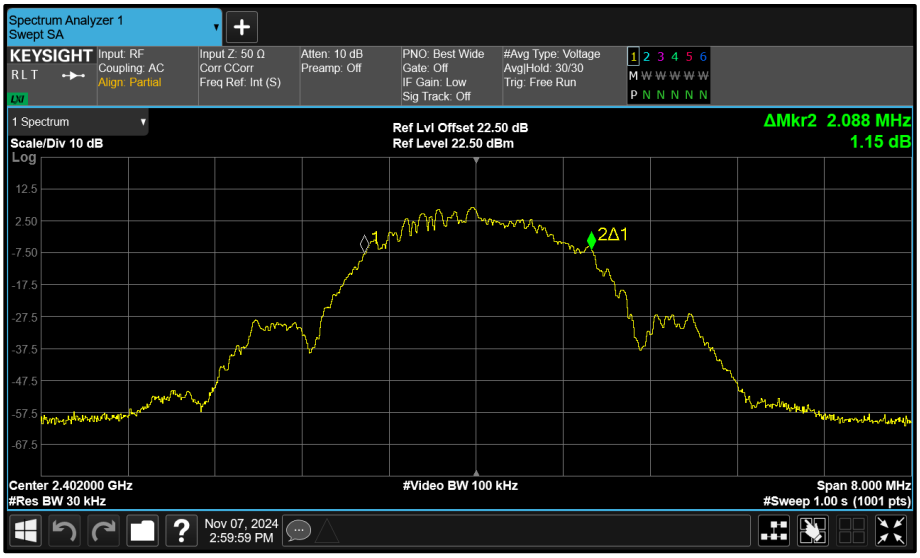

Figure 123 - Core 1 (B) 2402 MHz (CH37) 99% Bandwidth

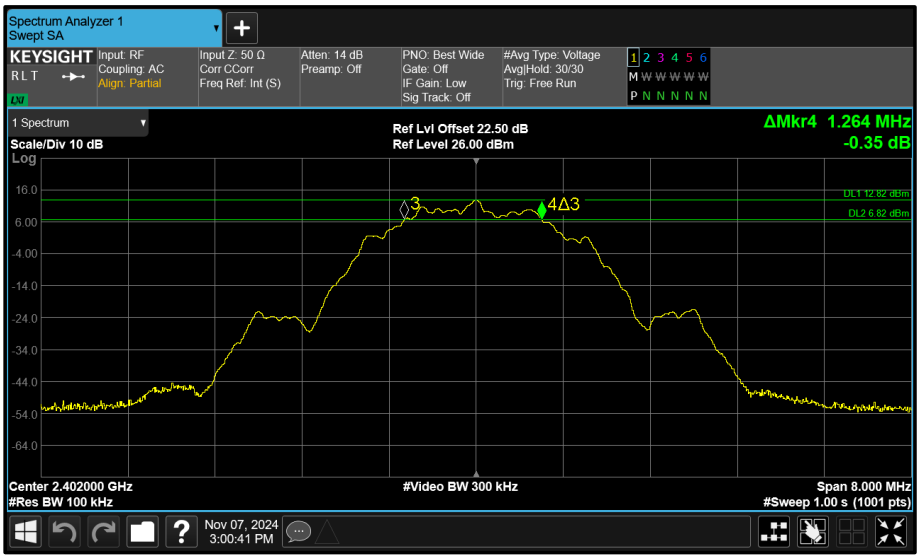

Figure 124 - Core 1 (B) 2402 MHz (CH37) 6 dB Bandwidth

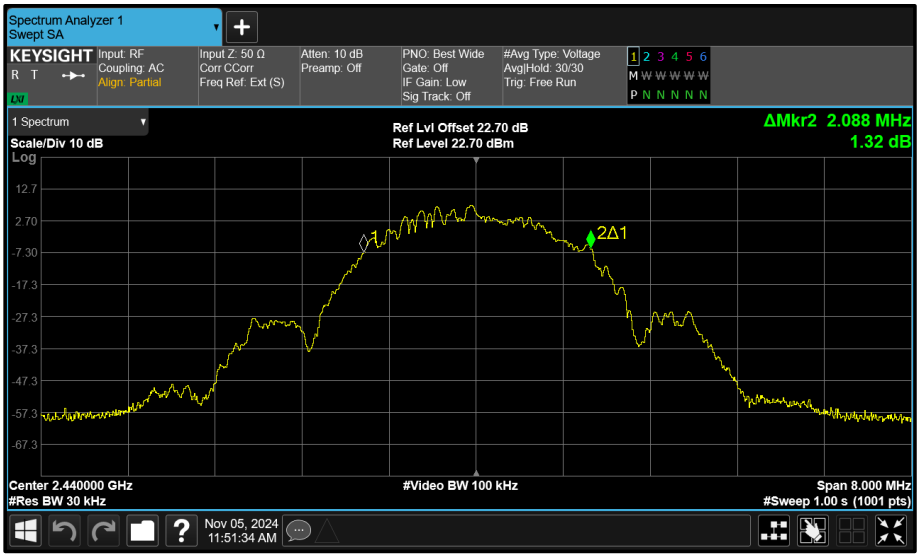

Figure 125 - Core 0 (A) 2440 MHz (CH17) 99% Bandwidth

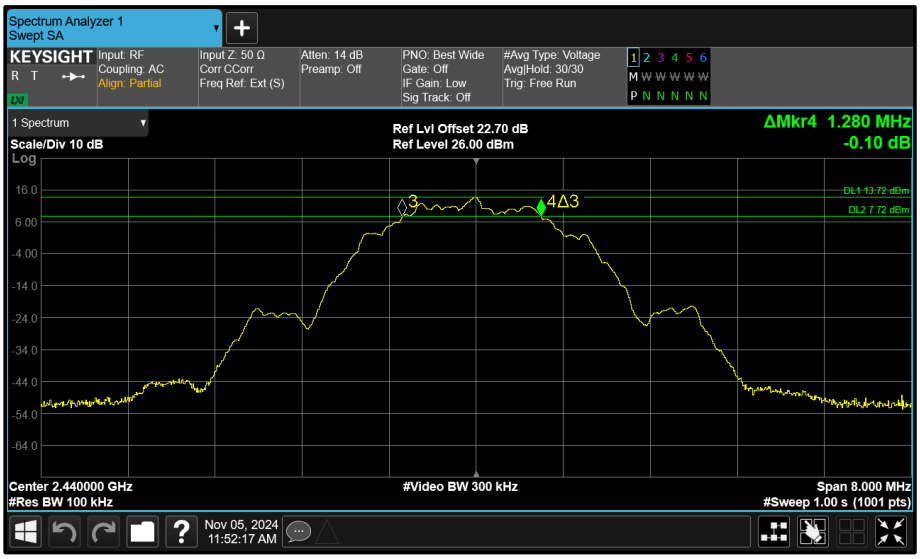

Figure 126 - Core 0 (A) 2440 MHz (CH17) 6 dB Bandwidth

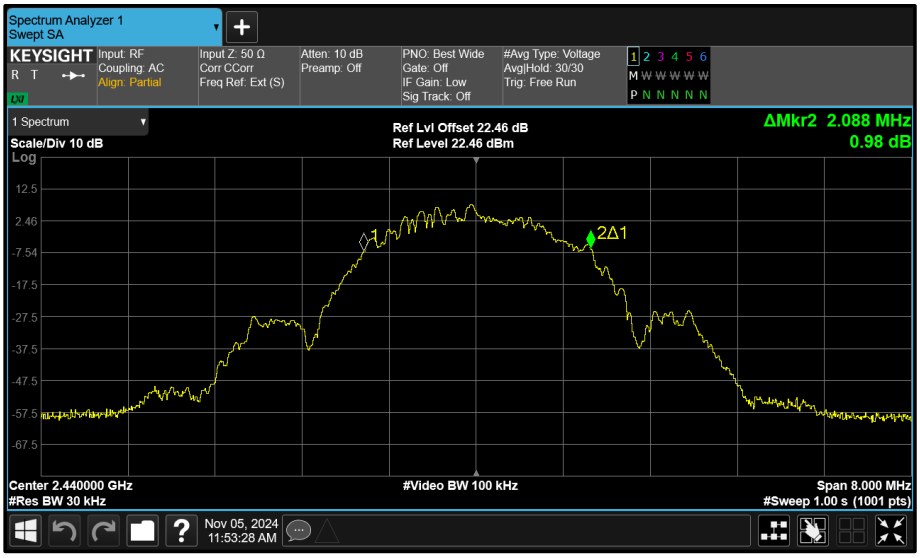

Figure 127 - Core 1 (B) 2440 MHz (CH17) 99% Bandwidth

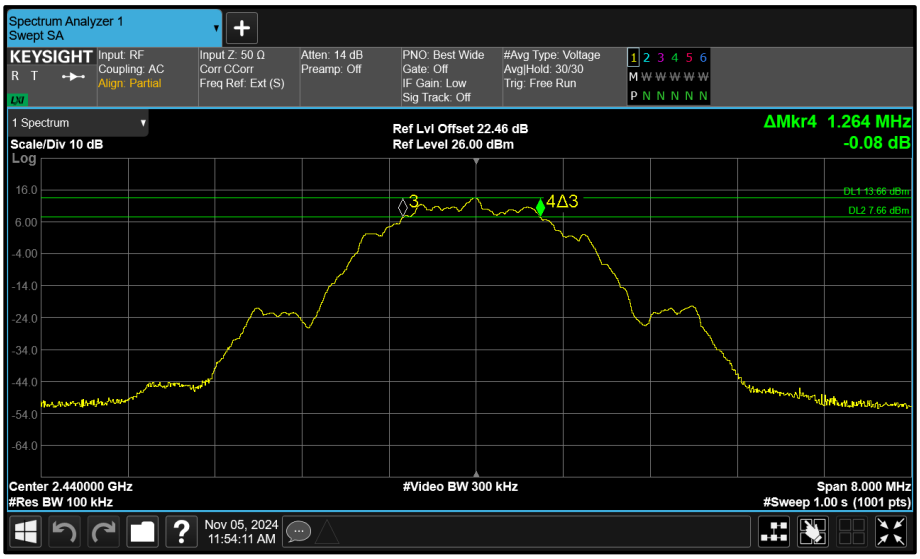

Figure 128 - Core 1 (B) 2440 MHz (CH17) 6 dB Bandwidth

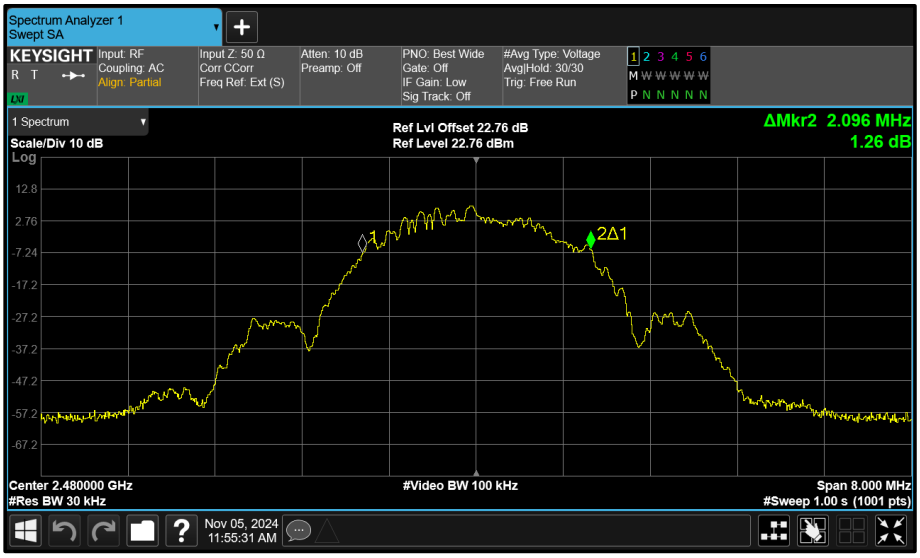

Figure 129 - Core 0 (A) 2480 MHz (CH39) 99% Bandwidth

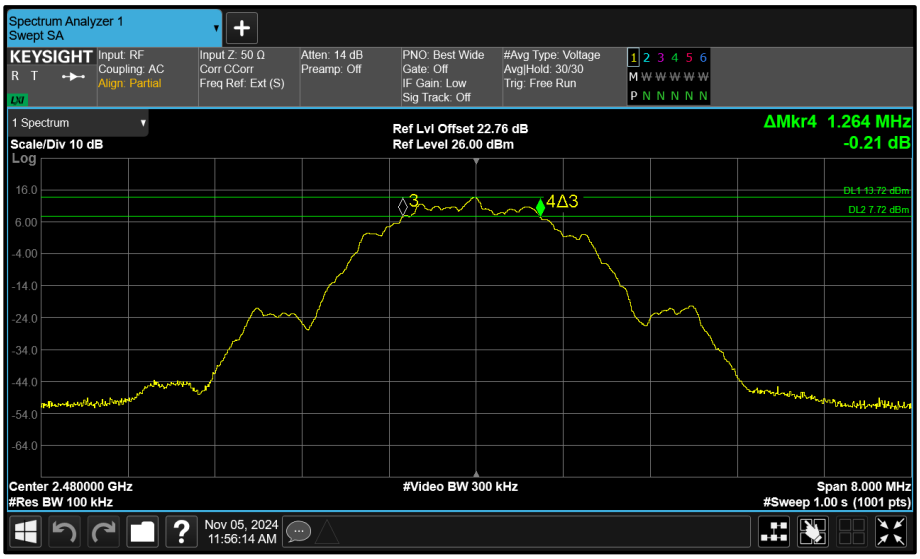

Figure 130 - Core 0 (A) 2480 MHz (CH39) 6 dB Bandwidth

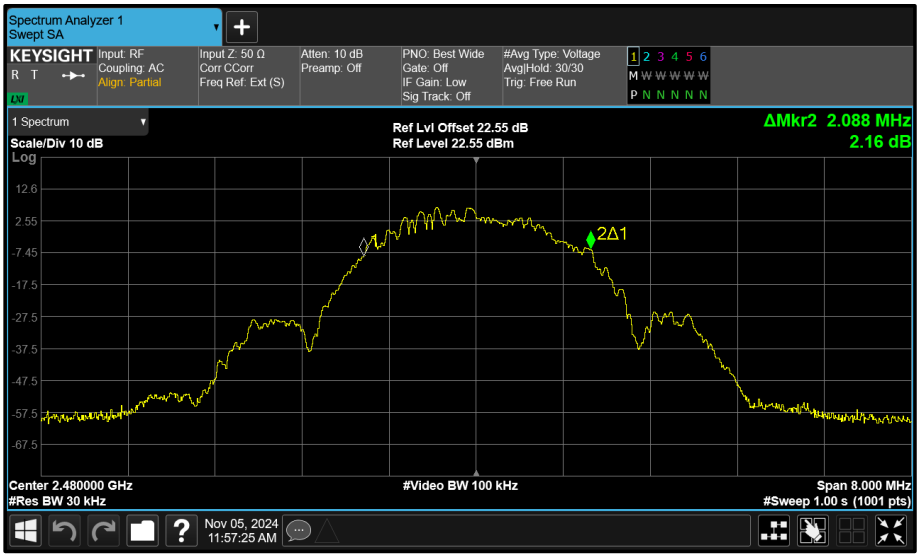

Figure 131 - Core 1 (B) 2480 MHz (CH39) 99% Bandwidth

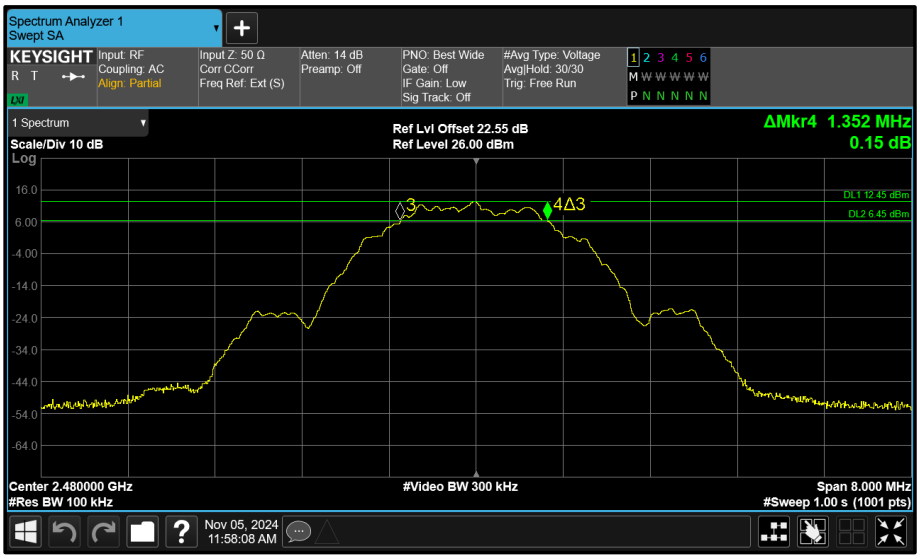

Figure 132 - Core 1 (B) 2480 MHz (CH39) 6 dB Bandwidth

Test Configuration			
Frequency Range:	2400-2483.5 MHz	Band:	2.4 GHz
Limit Clause(s):	15.247 (a)(2) RSS-247 5.2 a)	Test Method(s):	C63.10 6.9.3 C63.10 11.8.1
Additional Reference(s):	-		

DUT Configuration			
Mode:	iPA π/4 DQPSK (4-DH5)	Duty Cycle (%):	-
Antenna Configuration:	SISO	DCCF (dB):	-
Active Port(s):	A (Core 0)	Peak Antenna Gain (dBi):	-

Test Frequency (MHz)	6 dB Bandwidth (MHz)				Limit (kHz)
	A	B	C	D	
2404	1.912	-	-	-	≥500.0
2441	1.904	-	-	-	≥500.0
2476	1.912	-	-	-	≥500.0

Table 33 - 6 dB Bandwidth Results

Test Frequency (MHz)	99% Bandwidth (MHz)				Limit (kHz)
	A	B	C	D	
2404	2.344	-	-	-	-
2441	2.344	-	-	-	-
2476	2.352	-	-	-	-

Table 34 - 99% Bandwidth Results

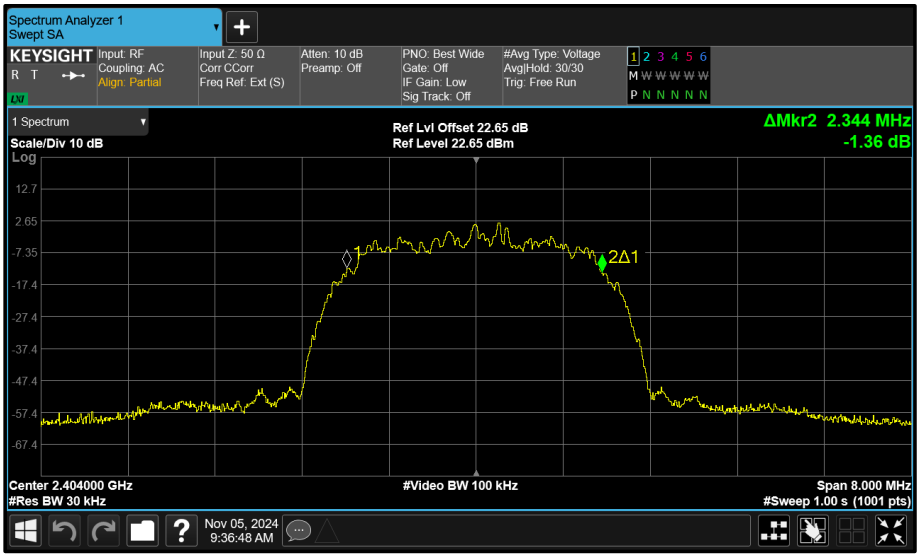

Figure 133 - Core 0 (A) 2404 MHz (CH2) 99% Bandwidth

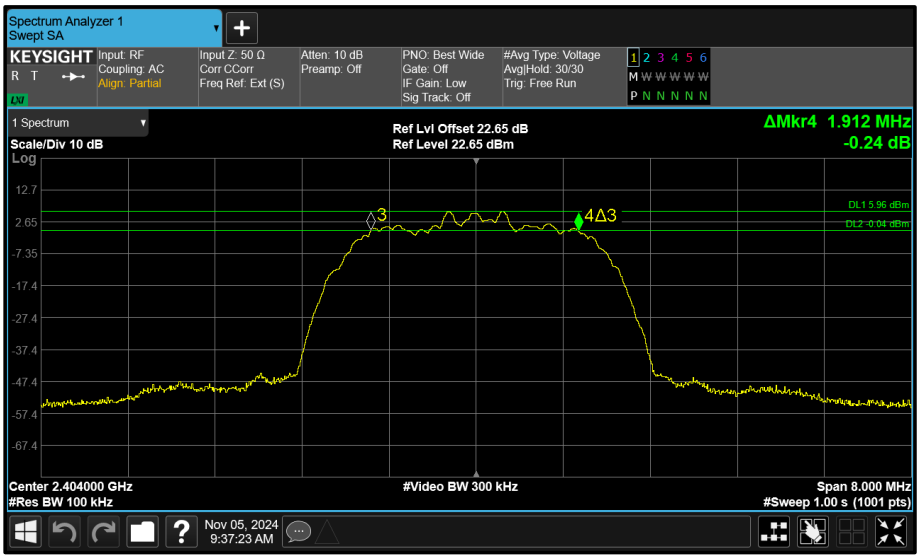

Figure 134 - Core 0 (A) 2404 MHz (CH2) 6 dB Bandwidth

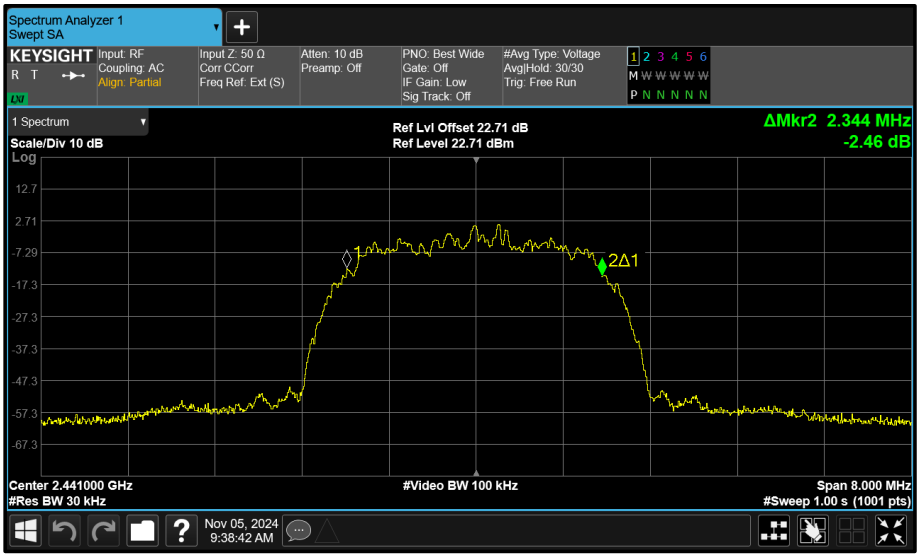

Figure 135 - Core 0 (A) 2441 MHz (CH39) 99% Bandwidth

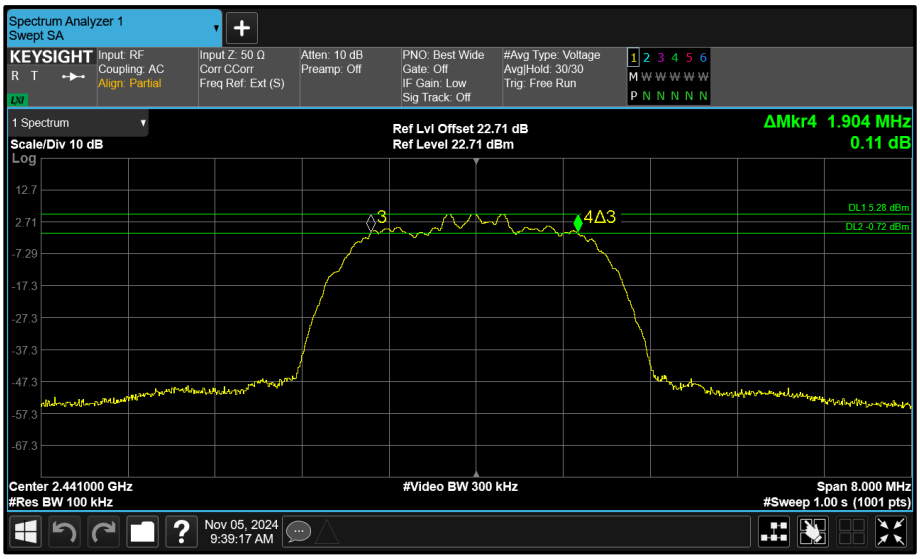

Figure 136 - Core 0 (A) 2441 MHz (CH39) 6 dB Bandwidth

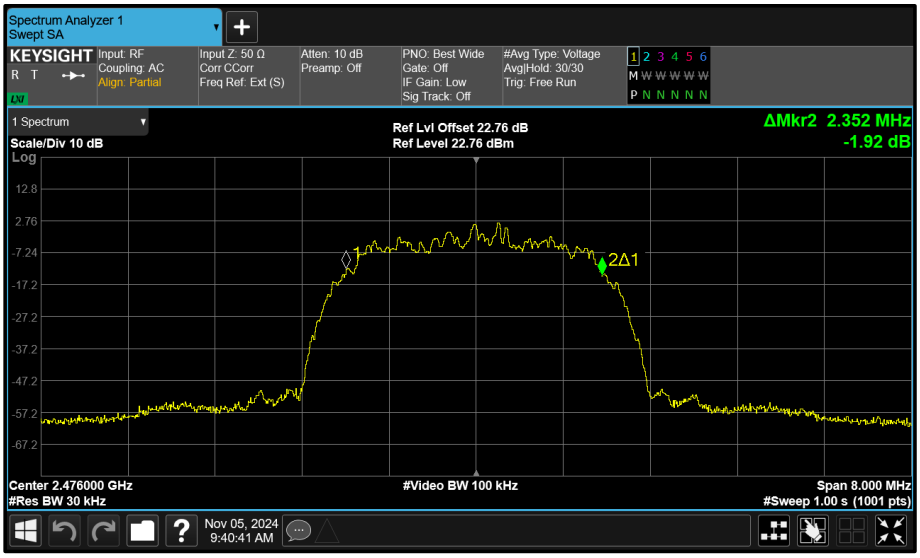

Figure 137 - Core 0 (A) 2476 MHz (CH74) 99% Bandwidth

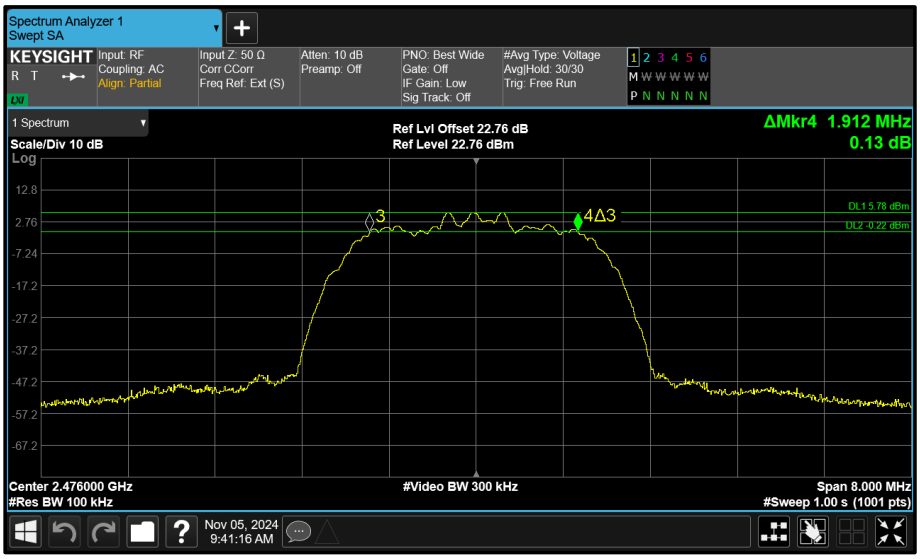

Figure 138 - Core 0 (A) 2476 MHz (CH74) 6 dB Bandwidth

Test Configuration			
Frequency Range:	2400-2483.5 MHz	Band:	2.4 GHz
Limit Clause(s):	15.247 (a)(2) RSS-247 5.2 a)	Test Method(s):	C63.10 6.9.3 C63.10 11.8.1
Additional Reference(s):	-		

DUT Configuration			
Mode:	iPA π/4 DQPSK (8-DH5)	Duty Cycle (%):	-
Antenna Configuration:	SISO	DCCF (dB):	-
Active Port(s):	A (Core 0)	Peak Antenna Gain (dBi):	-

Test Frequency (MHz)	6 dB Bandwidth (MHz)				Limit (kHz)
	A	B	C	D	
2404	1.020	-	-	-	≥500.0
2441	1.020	-	-	-	≥500.0
2476	1.035	-	-	-	≥500.0

Table 35 - 6 dB Bandwidth Results

Test Frequency (MHz)	99% Bandwidth (MHz)				Limit (kHz)
	A	B	C	D	
2404	4.725	-	-	-	-
2441	4.710	-	-	-	-
2476	4.710	-	-	-	-

Table 36 - 99% Bandwidth Results

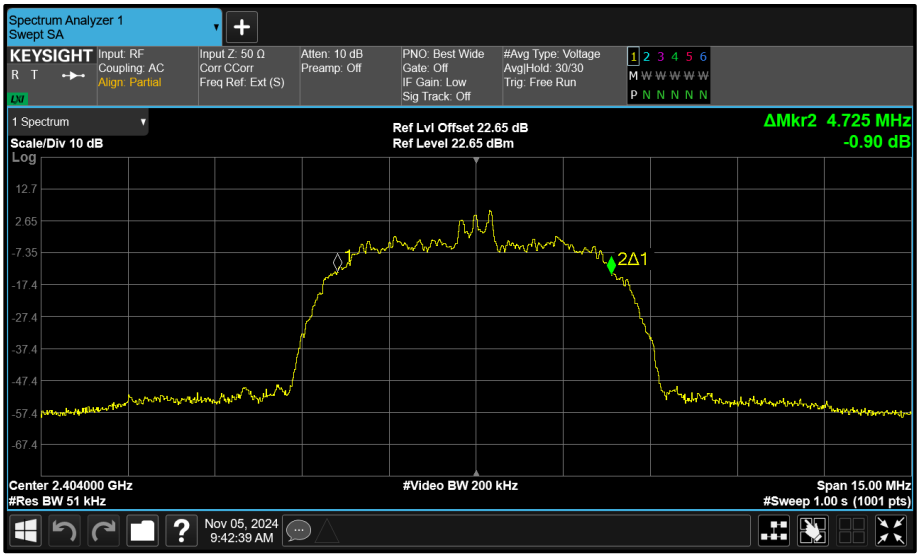

Figure 139 - Core 0 (A) 2404 MHz (CH2) 99% Bandwidth

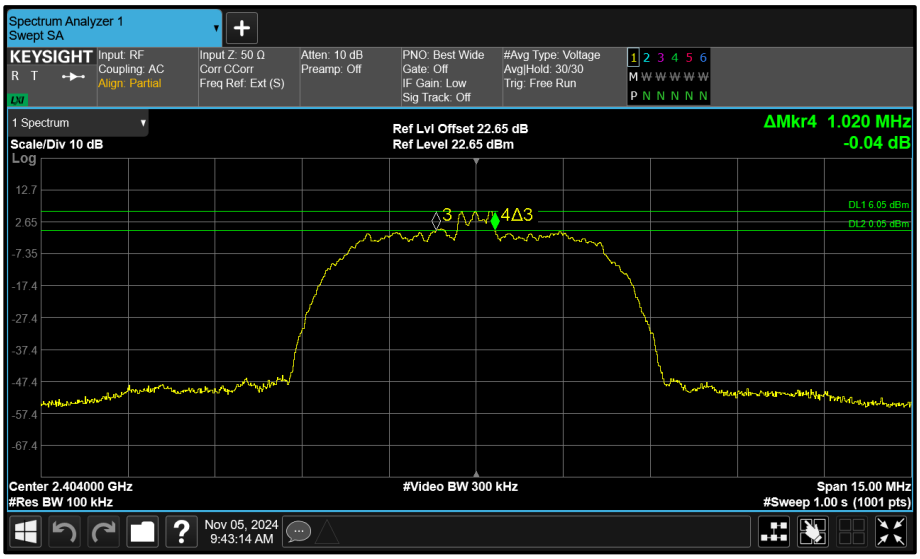

Figure 140 - Core 0 (A) 2404 MHz (CH2) 6 dB Bandwidth

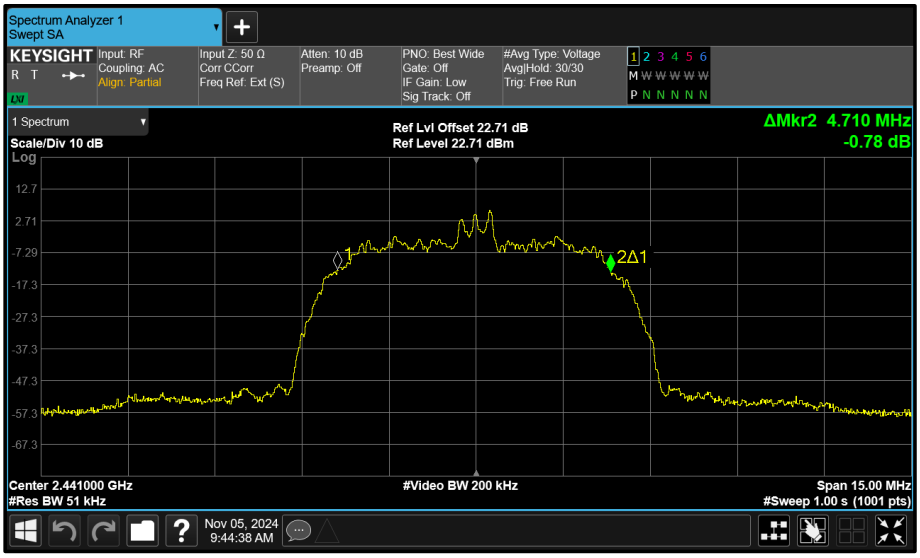

Figure 141 - Core 0 (A) 2441 MHz (CH39) 99% Bandwidth

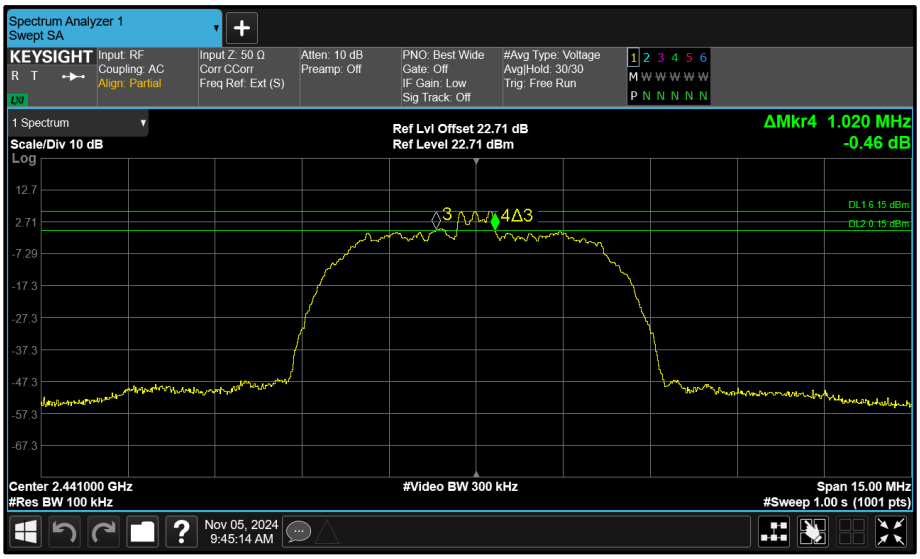

Figure 142 - Core 0 (A) 2441 MHz (CH39) 6 dB Bandwidth

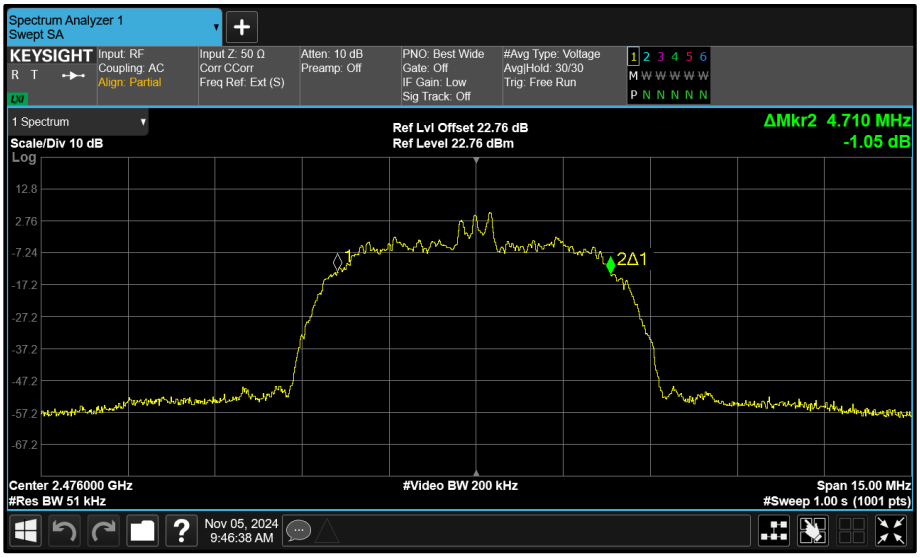

Figure 143 - Core 0 (A) 2476 MHz (CH74) 99% Bandwidth

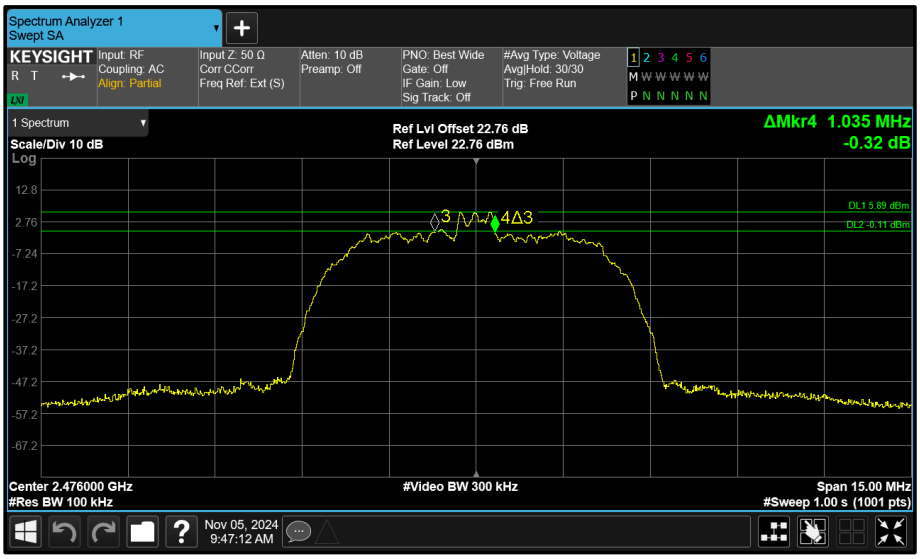

Figure 144 - Core 0 (A) 2476 MHz (CH74) 6 dB Bandwidth

Test Configuration			
Frequency Range:	2400-2483.5 MHz	Band:	2.4 GHz
Limit Clause(s):	15.247 (a)(2) RSS-247 5.2 a)	Test Method(s):	C63.10 6.9.3 C63.10 11.8.1
Additional Reference(s):	-		

DUT Configuration			
Mode:	iPA π/4 DQPSK (4-DH5)	Duty Cycle (%):	-
Antenna Configuration:	Beamforming	DCCF (dB):	-
Active Port(s):	A+B (Core 0 + Core 1)	Peak Antenna Gain (dBi):	-

Test Frequency (MHz)	6 dB Bandwidth (MHz)				Limit (kHz)
	A	B	C	D	
2404	1.912	1.904	-	-	≥500.0
2441	1.912	1.896	-	-	≥500.0
2476	1.912	1.904	-	-	≥500.0

Table 37 - 6 dB Bandwidth Results

Test Frequency (MHz)	99% Bandwidth (MHz)				Limit (kHz)
	A	B	C	D	
2404	2.344	2.328	-	-	-
2441	2.352	2.328	-	-	-
2476	2.344	2.328	-	-	-

Table 38 - 99% Bandwidth Results

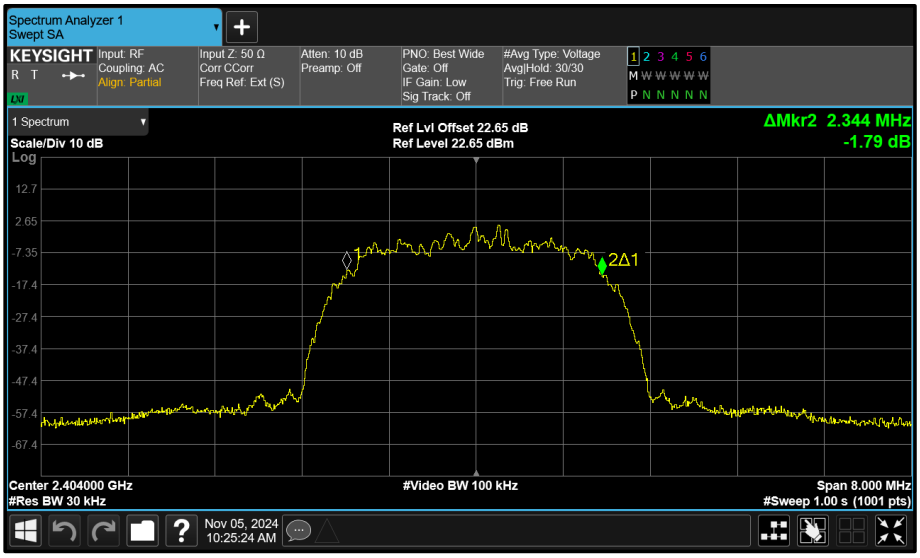

Figure 145 - Core 0 (A) 2404 MHz (CH2) 99% Bandwidth

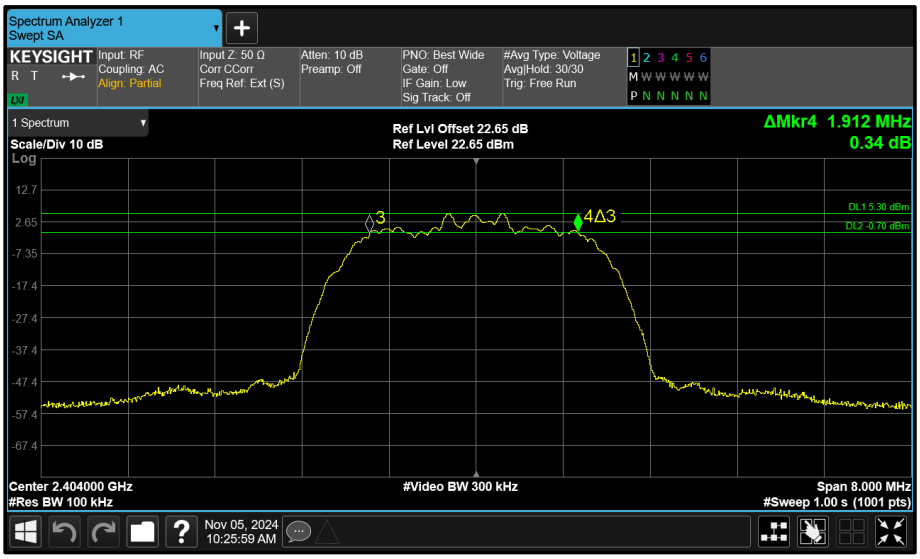

Figure 146 - Core 0 (A) 2404 MHz (CH2) 6 dB Bandwidth

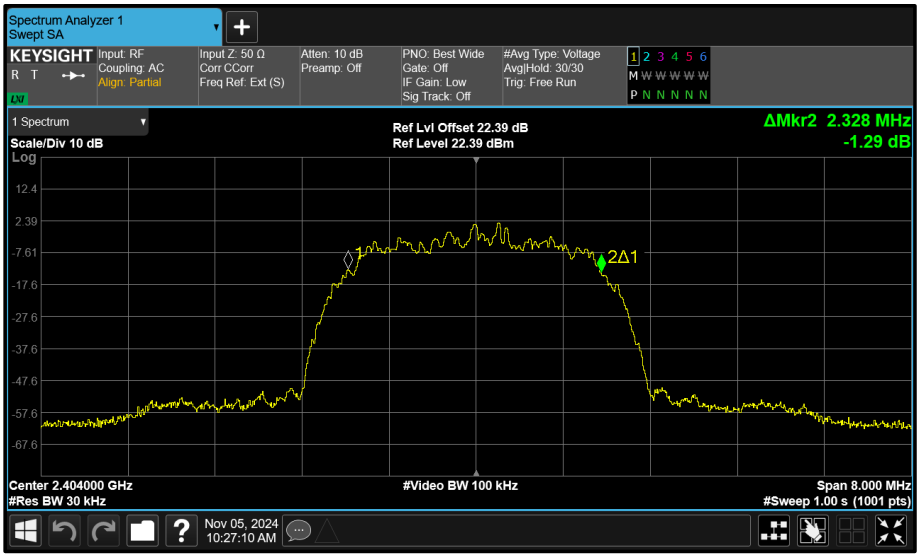

Figure 147 - Core 1 (B) 2404 MHz (CH2) 99% Bandwidth

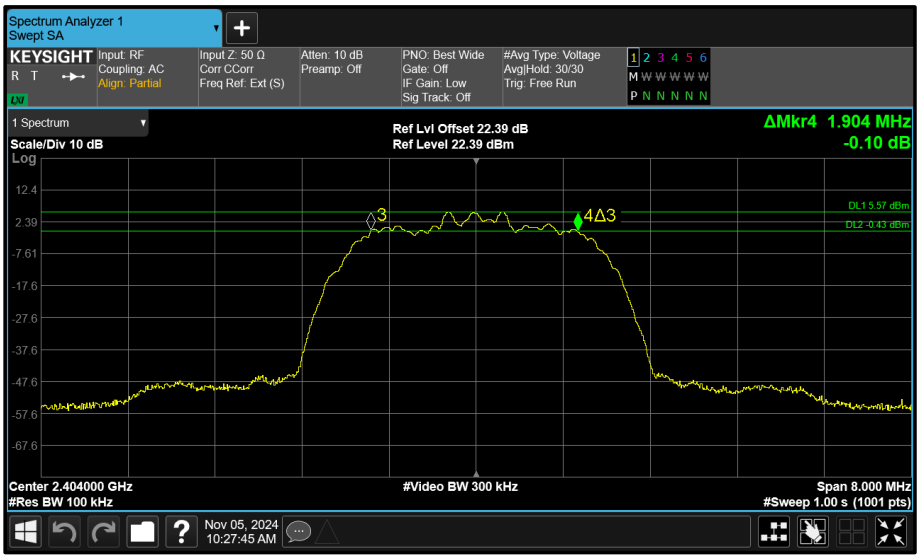

Figure 148 - Core 1 (B) 2404 MHz (CH2) 6 dB Bandwidth

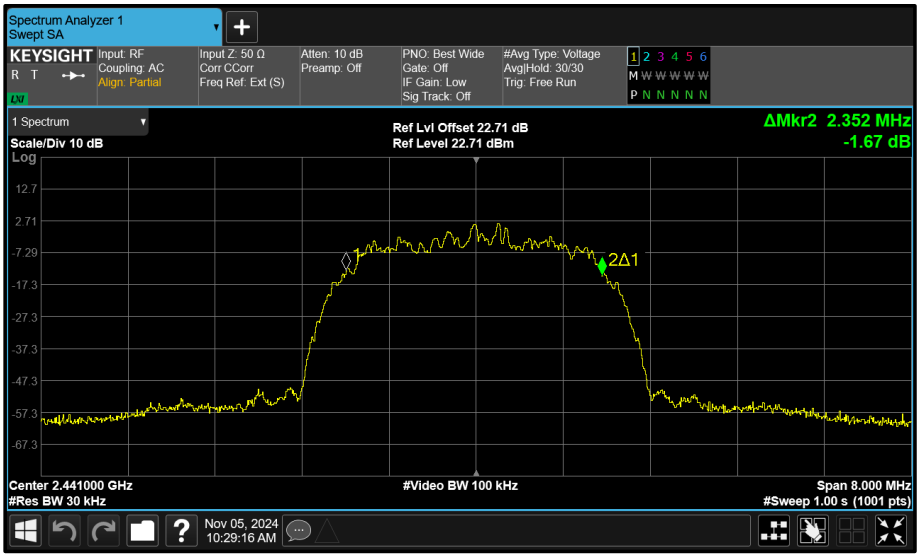

Figure 149 - Core 0 (A) 2441 MHz (CH39) 99% Bandwidth

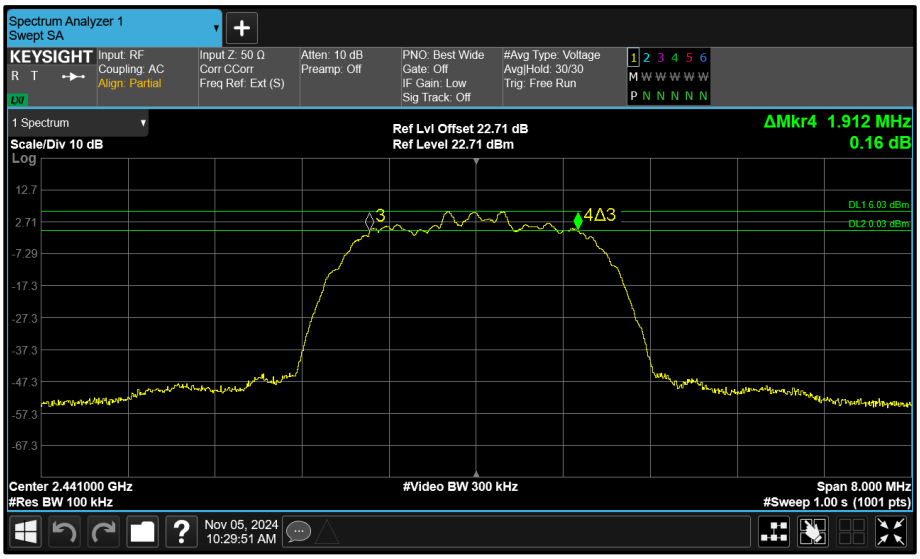

Figure 150 - Core 0 (A) 2441 MHz (CH39) 6 dB Bandwidth

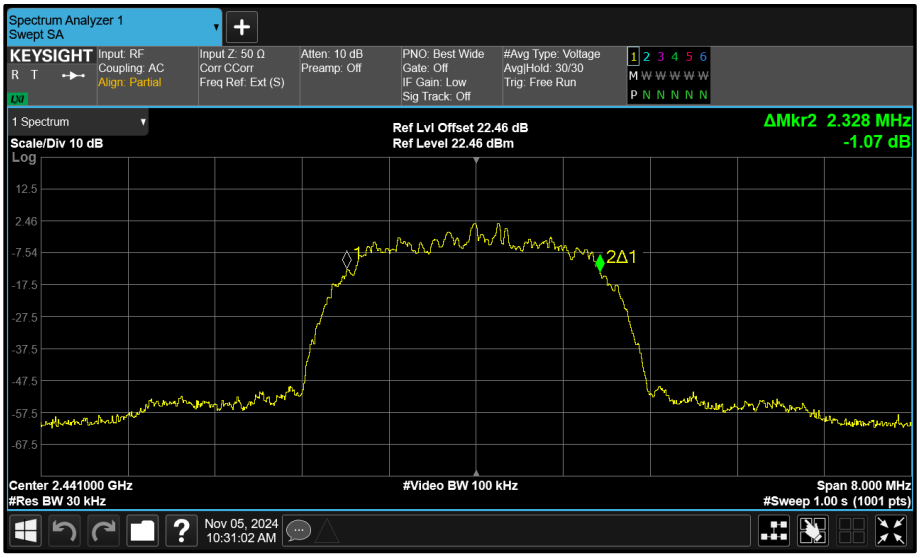

Figure 151 - Core 1 (B) 2441 MHz (CH39) 99% Bandwidth

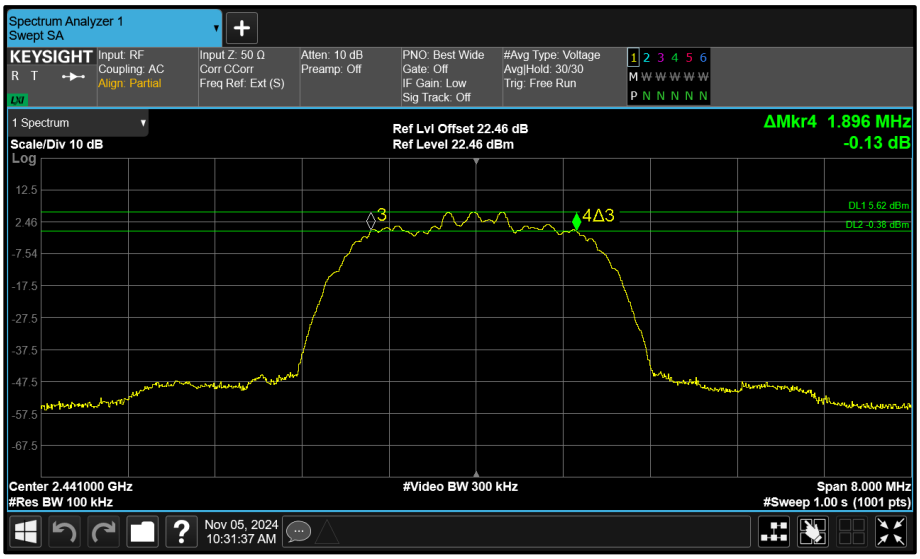

Figure 152 - Core 1 (B) 2441 MHz (CH39) 6 dB Bandwidth

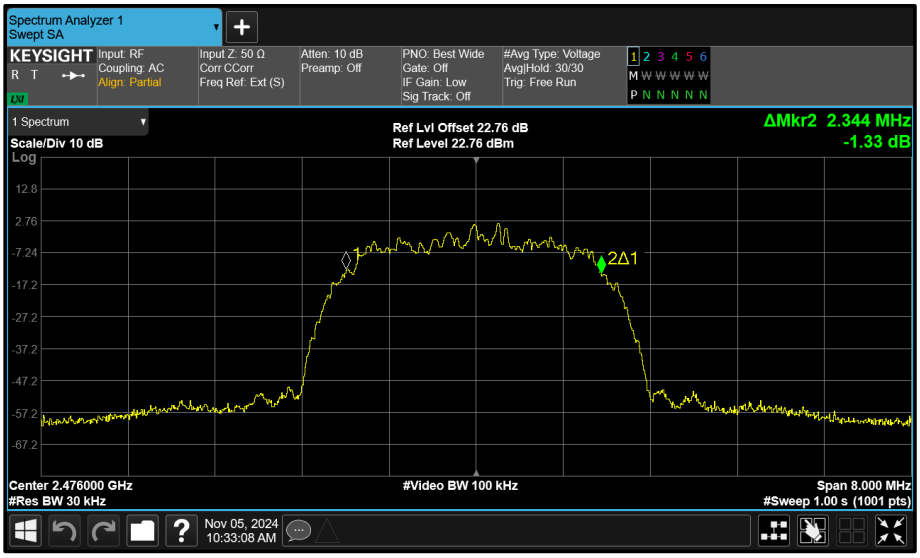

Figure 153 - Core 0 (A) 2476 MHz (CH74) 99% Bandwidth

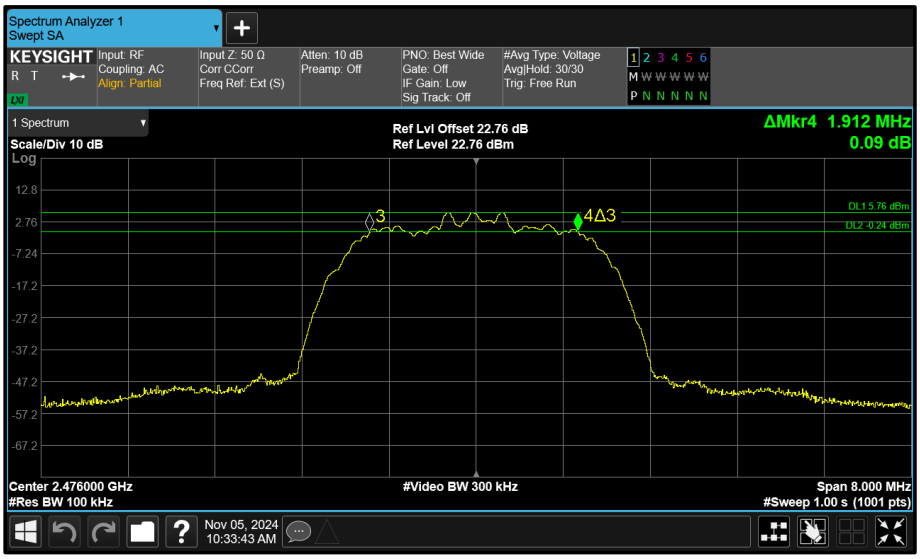

Figure 154 - Core 0 (A) 2476 MHz (CH74) 6 dB Bandwidth

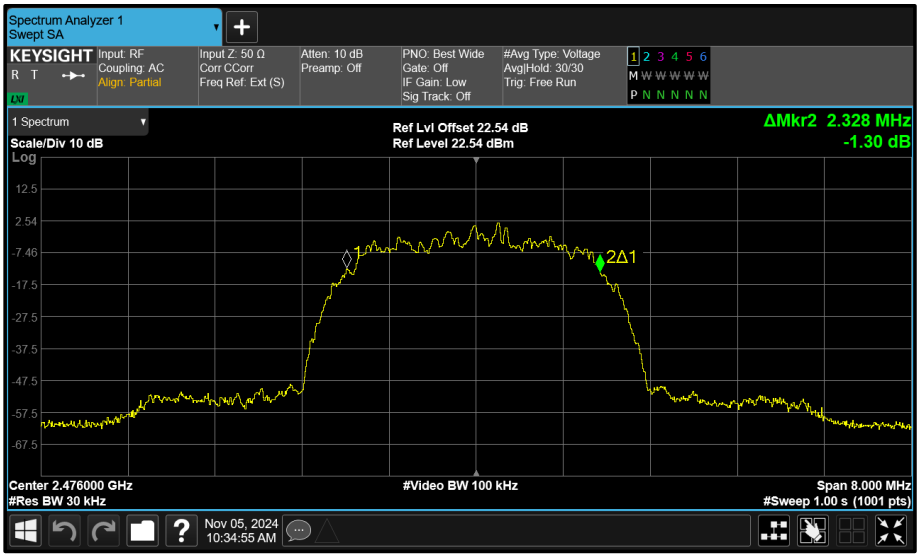

Figure 155 - Core 1 (B) 2476 MHz (CH74) 99% Bandwidth

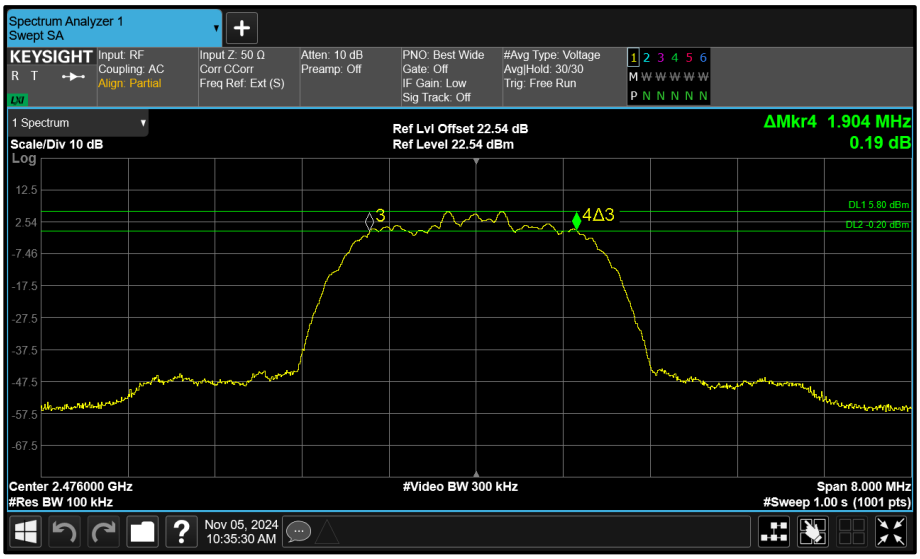

Figure 156 - Core 1 (B) 2476 MHz (CH74) 6 dB Bandwidth

Test Configuration			
Frequency Range:	2400-2483.5 MHz	Band:	2.4 GHz
Limit Clause(s):	15.247 (a)(2) RSS-247 5.2 a)	Test Method(s):	C63.10 6.9.3 C63.10 11.8.1
Additional Reference(s):	-		

DUT Configuration			
Mode:	iPA π/4 DQPSK (8-DH5)	Duty Cycle (%):	-
Antenna Configuration:	Beamforming	DCCF (dB):	-
Active Port(s):	A+B (Core 0 + Core 1)	Peak Antenna Gain (dBi):	-

Test Frequency (MHz)	6 dB Bandwidth (MHz)				Limit (kHz)
	A	B	C	D	
2404	1.020	0.930	-	-	≥500.0
2441	1.020	1.020	-	-	≥500.0
2476	1.020	1.020	-	-	≥500.0

Table 39 - 6 dB Bandwidth Results

Test Frequency (MHz)	99% Bandwidth (MHz)				Limit (kHz)
	A	B	C	D	
2404	4.710	4.620	-	-	-
2441	4.710	4.635	-	-	-
2476	4.710	4.635	-	-	-

Table 40 - 99% Bandwidth Results