TUV SUD Limited Digitally signed by TUV SUD Limited Date: 2024.10.03 16:46:19 +01'00'

Test Configuration			
Frequency Range:	5.725-5.850 GHz	Band:	U-NII-3
Limit Clause(s):	15.407 (a)(3) RSS-247 6.2.4.1	Test Method(s):	C63.10 12.4.2.4 C63.10 12.4.3.2
Additional Reference(s):	662911 D01 v02r01 F)2)d)(ii), 662911 D01 v02r01 E)1)		
Note(s):	Straddle channel power was measured using the appropriate SA test method. DCCF was added to the spectrum analyser reference level offset.		

DUT Configuration			
Mode:	802.11ax HE20 RU106	Duty Cycle (%):	97.8
Modulation Coding Scheme:	MCS2x2	DCCF (dB):	0.10
Antenna Configuration:	MIMO SDM	Peak Antenna Gain (dBi):	4.20
Active Port(s):	A+B (Core 0 + Core 1)	Active Chain(s):	0+1

Test Frequency (MHz)	Maximum Conducted Output Power (dBm)					Limit (dBm)	Margin (dB)
	A	B	C	D	∑		
5720 (RU106.54)	11.52	11.05	-	-	14.30	30.00	-15.70
5745 (RU106.53)	19.42	19.22	-	-	22.33	30.00	-7.67
5785 (RU106.53)	19.26	19.14	-	-	22.21	30.00	-7.79
5825 (RU106.54)	19.43	18.93	-	-	22.20	30.00	-7.80

Table 460 - Maximum Conducted (average) Output Power Results

TxBF

Test Configuration			
Frequency Range:	5.150-5.250 GHz	Band:	U-NII-1
Limit Clause(s):	15.407 (a)(1)(iv)	Test Method(s):	C63.10 12.4.3.2
Additional Reference(s):	662911 D01 v02r01 F)2)d)(i), 662911 D01 v02r01 E)1)		

DUT Configuration			
Mode:	802.11ac VHT20	Duty Cycle (%):	81.4
Modulation Coding Scheme:	MCS2	DCCF (dB):	-
Antenna Configuration:	TxBF	Peak Antenna Gain (dBi):	7.84
Active Port(s):	A+B (Core 0 + Core 1)	Active Chain(s):	0+1

Test Frequency (MHz)	Maximum Conducted Output Power (dBm)					Limit (dBm)	Margin (dB)
	A	B	C	D	∑		
5180	14.22	14.36	-	-	17.30	22.16	-4.86
5220	14.25	14.22	-	-	17.24	22.16	-4.92
5240	14.23	14.08	-	-	17.17	22.16	-5.00

Table 461 - FCC Maximum Conducted (average) Output Power Results

Test Configuration			
Frequency Range:	5.150-5.250 GHz	Band:	U-NII-1
Limit Clause(s):	15.407 (a)(1)(iv)	Test Method(s):	C63.10 12.4.3.2
Additional Reference(s):	662911 D01 v02r01 F)2)d)(i), 662911 D01 v02r01 E)1)		

DUT Configuration			
Mode:	802.11ac VHT40	Duty Cycle (%):	82.6
Modulation Coding Scheme:	MCS2	DCCF (dB):	-
Antenna Configuration:	TxBF	Peak Antenna Gain (dBi):	7.84
Active Port(s):	A+B (Core 0 + Core 1)	Active Chain(s):	0+1

Test Frequency (MHz)	Maximum Conducted Output Power (dBm)					Limit (dBm)	Margin (dB)
	A	B	C	D	∑		
5190	13.54	13.57	-	-	16.57	22.16	-5.60
5230	16.73	16.72	-	-	19.73	22.16	-2.43

Table 462 - FCC Maximum Conducted (average) Output Power Results

Test Configuration			
Frequency Range:	5.150-5.250 GHz	Band:	U-NII-1
Limit Clause(s):	15.407 (a)(1)(iv)	Test Method(s):	C63.10 12.4.3.2
Additional Reference(s):	662911 D01 v02r01 F)2)d)(i), 662911 D01 v02r01 E)1)		

DUT Configuration			
Mode:	802.11ac VHT80	Duty Cycle (%):	84.6
Modulation Coding Scheme:	MCS2x1	DCCF (dB):	-
Antenna Configuration:	TxBF	Peak Antenna Gain (dBi):	7.84
Active Port(s):	A+B (Core 0 + Core 1)	Active Chain(s):	0+1

Test Frequency (MHz)	Maximum Conducted Output Power (dBm)					Limit (dBm)	Margin (dB)
	A	B	C	D	∑		
5210	13.84	13.41	-	-	16.64	22.16	-5.52

Table 463 - FCC Maximum Conducted (average) Output Power Results

Test Configuration			
Frequency Range:	5.150-5.250 GHz	Band:	U-NII-1
Limit Clause(s):	RSS-247 6.2.1.1	Test Method(s):	C63.10 12.4.3.2
Additional Reference(s):	662911 D01 v02r01 F)2)d)(i), 662911 D01 v02r01 E)1)		

DUT Configuration			
Mode:	802.11ac VHT20	Duty Cycle (%):	82.3
Modulation Coding Scheme:	MCS2	DCCF (dB):	-
Antenna Configuration:	TxBF	Peak Antenna Gain (dBi):	7.84
Active Port(s):	A+B (Core 0 + Core 1)	Active Chain(s):	0+1

Test Frequency (MHz)	Minimum 99% OBW (MHz)	Maximum Conducted Output Power (dBm)					Gain (dBi)	EIRP (dBm)	EIRP Limit (dBm)	EIRP Margin (dB)
		A	B	C	D	∑				
5180	17.820	7.18	7.12	-	-	10.16	7.84	17.99	22.51	-4.51
5220	17.640	7.17	7.20	-	-	10.19	7.84	18.03	22.46	-4.44
5240	17.700	7.38	7.10	-	-	10.25	7.84	18.09	22.48	-4.39

Table 464 - ISED Maximum Conducted (average) Output Power Results

Test Configuration			
Frequency Range:	5.150-5.250 GHz	Band:	U-NII-1
Limit Clause(s):	RSS-247 6.2.1.1	Test Method(s):	C63.10 12.4.3.2
Additional Reference(s):	662911 D01 v02r01 F)2)d)(i), 662911 D01 v02r01 E)1)		

DUT Configuration			
Mode:	802.11ac VHT40	Duty Cycle (%):	87.1
Modulation Coding Scheme:	MCS2	DCCF (dB):	-
Antenna Configuration:	TxBF	Peak Antenna Gain (dBi):	7.84
Active Port(s):	A+B (Core 0 + Core 1)	Active Chain(s):	0+1

Test Frequency (MHz)	Minimum 99% OBW (MHz)	Maximum Conducted Output Power (dBm)					Gain (dBi)	EIRP (dBm)	EIRP Limit (dBm)	EIRP Margin (dB)
		A	B	C	D	∑				
5190	36.600	9.85	9.88	-	-	12.87	7.84	20.71	23.00	-2.29
5230	36.480	9.91	9.76	-	-	12.85	7.84	20.68	23.00	-2.32

Table 465 - ISED Maximum Conducted (average) Output Power Results

Test Configuration			
Frequency Range:	5.150-5.250 GHz	Band:	U-NII-1
Limit Clause(s):	RSS-247 6.2.1.1	Test Method(s):	C63.10 12.4.3.2
Additional Reference(s):	662911 D01 v02r01 F)2)d)(i), 662911 D01 v02r01 E)1)		

DUT Configuration			
Mode:	802.11ac VHT80	Duty Cycle (%):	84.4
Modulation Coding Scheme:	MCS2x1	DCCF (dB):	-
Antenna Configuration:	TxBF	Peak Antenna Gain (dBi):	7.84
Active Port(s):	A+B (Core 0 + Core 1)	Active Chain(s):	0+1

Test Frequency (MHz)	Minimum 99% OBW (MHz)	Maximum Conducted Output Power (dBm)					Gain (dBi)	EIRP (dBm)	EIRP Limit (dBm)	EIRP Margin (dB)
		A	B	C	D	∑				
5210	75.460	10.76	10.73	-	-	13.75	7.84	21.59	23.00	-1.41

Table 466 - ISED Maximum Conducted (average) Output Power Results

Test Configuration			
Frequency Range:	5.250-5.350 GHz	Band:	U-NII-2A
Limit Clause(s):	15.407 (a)(2) RSS-247 6.2.2.1	Test Method(s):	C63.10 12.4.3.2
Additional Reference(s):	662911 D01 v02r01 F)2)d)(i), 662911 D01 v02r01 E)1)		

DUT Configuration			
Mode:	802.11ac VHT20	Duty Cycle (%):	79.5
Modulation Coding Scheme:	MCS2	DCCF (dB):	-
Antenna Configuration:	TxBF	Peak Antenna Gain (dBi):	8.56
Active Port(s):	A+B (Core 0 + Core 1)	Active Chain(s):	0+1

Test Frequency (MHz)	Minimum 26 dB Bandwidth (MHz)	Maximum Conducted Output Power (dBm)					Limit (dBm)	Margin (dB)
		A	B	C	D	∑		
5260	20.640	13.49	13.26	-	-	16.39	21.44	-5.05
5300	20.700	13.61	12.85	-	-	16.26	21.44	-5.19
5320	21.000	13.39	12.06	-	-	15.78	21.44	-5.66

Table 467 - FCC Maximum Conducted (average) Output Power Results

Test Frequency (MHz)	Minimum 99% OBW (MHz)	Maximum Conducted Output Power (dBm)					Limit (dBm)	Margin (dB)	Gain (dBi)	EIRP (dBm)	EIRP Limit (dBm)	EIRP Margin (dB)
		A	B	C	D	∑						
5260	17.640	13.49	13.26	-	-	16.39	23.46	-7.07	8.56	24.95	29.46	-4.52
5300	17.700	13.61	12.85	-	-	16.26	23.48	-7.22	8.56	24.81	29.48	-4.67
5320	17.760	13.39	12.06	-	-	15.78	23.49	-7.71	8.56	24.34	29.49	-5.15

Table 468 - ISED Maximum Conducted (average) Output Power Results

Test Configuration			
Frequency Range:	5.250-5.350 GHz	Band:	U-NII-2A
Limit Clause(s):	15.407 (a)(2) RSS-247 6.2.2.1	Test Method(s):	C63.10 12.4.3.2
Additional Reference(s):	662911 D01 v02r01 F)2)d)(i), 662911 D01 v02r01 E)1)		

DUT Configuration			
Mode:	802.11ac VHT40	Duty Cycle (%):	78.8
Modulation Coding Scheme:	MCS2	DCCF (dB):	-
Antenna Configuration:	TxBF	Peak Antenna Gain (dBi):	8.56
Active Port(s):	A+B (Core 0 + Core 1)	Active Chain(s):	0+1

Test Frequency (MHz)	Minimum 26 dB Bandwidth (MHz)	Maximum Conducted Output Power (dBm)					Limit (dBm)	Margin (dB)
		A	B	C	D	∑		
5270	41.300	16.06	15.52	-	-	18.81	21.44	-2.63
5310	42.000	14.10	13.23	-	-	16.69	21.44	-4.75

Table 469 - FCC Maximum Conducted (average) Output Power Results

Test Frequency (MHz)	Minimum 99% OBW (MHz)	Maximum Conducted Output Power (dBm)					Limit (dBm)	Margin (dB)	Gain (dBi)	EIRP (dBm)	EIRP Limit (dBm)	EIRP Margin (dB)
		A	B	C	D	∑						
5270	36.400	16.06	15.52	-	-	18.81	24.00	-5.19	8.56	27.37	30.00	-2.63
5310	36.600	14.10	13.23	-	-	16.69	24.00	-7.31	8.56	25.25	30.00	-4.75

Table 470 - ISED Maximum Conducted (average) Output Power Results

Test Configuration			
Frequency Range:	5.250-5.350 GHz	Band:	U-NII-2A
Limit Clause(s):	15.407 (a)(2) RSS-247 6.2.2.1	Test Method(s):	C63.10 12.4.3.2
Additional Reference(s):	662911 D01 v02r01 F)2)d)(i), 662911 D01 v02r01 E)1)		

DUT Configuration			
Mode:	802.11ac VHT80	Duty Cycle (%):	80.6
Modulation Coding Scheme:	MCS2x1	DCCF (dB):	-
Antenna Configuration:	TxBF	Peak Antenna Gain (dBi):	8.56
Active Port(s):	A+B (Core 0 + Core 1)	Active Chain(s):	0+1

Test Frequency (MHz)	Minimum 26 dB Bandwidth (MHz)	Maximum Conducted Output Power (dBm)					Limit (dBm)	Margin (dB)
		A	B	C	D	∑		
5290	81.840	11.71	10.77	-	-	14.28	21.44	-7.17

Table 471 - FCC Maximum Conducted (average) Output Power Results

Test Frequency (MHz)	Minimum 99% OBW (MHz)	Maximum Conducted Output Power (dBm)					Limit (dBm)	Margin (dB)	Gain (dBi)	EIRP (dBm)	EIRP Limit (dBm)	EIRP Margin (dB)
		A	B	C	D	∑						
5290	75.680	11.71	10.77	-	-	14.28	24.00	-9.72	8.56	22.83	30.00	-7.17

Table 472 - ISED Maximum Conducted (average) Output Power Results

Test Configuration			
Frequency Range:	5.470-5.725 GHz	Band:	U-NII-2C
Limit Clause(s):	15.407 (a)(2) RSS-247 6.2.3.1	Test Method(s):	C63.10 12.4.2.4 C63.10 12.4.3.2
Additional Reference(s):	662911 D01 v02r01 F)2)d)(i), 662911 D01 v02r01 E)1)		
Note(s):	Straddle channel power was measured using the appropriate SA test method. DCCF was added to the spectrum analyser reference level offset.		

DUT Configuration			
Mode:	802.11ac VHT20	Duty Cycle (%):	79.1
Modulation Coding Scheme:	MCS2	DCCF (dB):	1.02
Antenna Configuration:	TxBF	Peak Antenna Gain (dBi):	7.94
Active Port(s):	A+B (Core 0 + Core 1)	Active Chain(s):	0+1

Test Frequency (MHz)	Minimum 26 dB Bandwidth (MHz)	Maximum Conducted Output Power (dBm)					Limit (dBm)	Margin (dB)
		A	B	C	D	∑		
5500	21.120	13.95	12.08	-	-	16.13	22.06	-5.94
5600	20.520	13.76	11.65	-	-	15.84	22.06	-6.22
5700	21.180	13.62	11.87	-	-	15.84	22.06	-6.22
5720	15.380	13.06	12.14	-	-	15.63	20.93	-5.30

Table 473 - FCC Maximum Conducted (average) Output Power Results

Test Frequency (MHz)	Minimum 99% OBW (MHz)	Maximum Conducted Output Power (dBm)					Limit (dBm)	Margin (dB)	Gain (dBi)	EIRP (dBm)	EIRP Limit (dBm)	EIRP Margin (dB)
		A	B	C	D	∑						
5500	17.760	13.95	12.08	-	-	16.13	23.49	-7.37	7.94	24.06	29.49	-5.43
5600	17.580	13.76	11.65	-	-	15.84	23.45	-7.61	7.94	23.78	29.45	-5.67
5700	17.760	13.62	11.87	-	-	15.84	23.49	-7.65	7.94	23.78	29.49	-5.71
5720	13.760	13.06	12.14	-	-	15.63	22.39	-6.75	7.94	23.57	28.39	-4.82

Table 474 - ISED Maximum Conducted (average) Output Power Results

Test Configuration			
Frequency Range:	5.470-5.725 GHz	Band:	U-NII-2C
Limit Clause(s):	15.407 (a)(2) RSS-247 6.2.3.1	Test Method(s):	C63.10 12.4.2.4 C63.10 12.4.3.2
Additional Reference(s):	662911 D01 v02r01 F)2)d)(i), 662911 D01 v02r01 E)1)		
Note(s):	Straddle channel power was measured using the appropriate SA test method. DCCF was added to the spectrum analyser reference level offset.		

DUT Configuration			
Mode:	802.11ac VHT40	Duty Cycle (%):	78.5
Modulation Coding Scheme:	MCS2	DCCF (dB):	1.05
Antenna Configuration:	TxBF	Peak Antenna Gain (dBi):	7.94
Active Port(s):	A+B (Core 0 + Core 1)	Active Chain(s):	0+1

Test Frequency (MHz)	Minimum 26 dB Bandwidth (MHz)	Maximum Conducted Output Power (dBm)					Limit (dBm)	Margin (dB)
		A	B	C	D	∑		
5510	42.600	12.89	10.86	-	-	15.00	22.06	-7.06
5590	41.500	16.27	14.71	-	-	18.57	22.06	-3.49
5670	43.800	16.15	14.16	-	-	18.28	22.06	-3.78
5710	35.640	15.96	14.33	-	-	18.23	22.06	-3.83

Table 475 - FCC Maximum Conducted (average) Output Power Results

Test Frequency (MHz)	Minimum 99% OBW (MHz)	Maximum Conducted Output Power (dBm)					Limit (dBm)	Margin (dB)	Gain (dBi)	EIRP (dBm)	EIRP Limit (dBm)	EIRP Margin (dB)
		A	B	C	D	∑						
5510	36.480	12.89	10.86	-	-	15.00	24.00	-9.00	7.94	22.94	30.00	-7.06
5590	36.360	16.27	14.71	-	-	18.57	24.00	-5.43	7.94	26.51	30.00	-3.49
5670	36.600	16.15	14.16	-	-	18.28	24.00	-5.72	7.94	26.22	30.00	-3.78
5710	32.800	15.96	14.33	-	-	18.23	24.00	-5.77	7.94	26.17	30.00	-3.83

Table 476 - ISED Maximum Conducted (average) Output Power Results

Test Configuration			
Frequency Range:	5.470-5.725 GHz	Band:	U-NII-2C
Limit Clause(s):	15.407 (a)(2) RSS-247 6.2.3.1	Test Method(s):	C63.10 12.4.2.4 C63.10 12.4.3.2
Additional Reference(s):	662911 D01 v02r01 F)2)d)(i), 662911 D01 v02r01 E)1)		
Note(s):	Straddle channel power was measured using the appropriate SA test method. DCCF was added to the spectrum analyser reference level offset.		

DUT Configuration			
Mode:	802.11ac VHT80	Duty Cycle (%):	77.6
Modulation Coding Scheme:	MCS2x1	DCCF (dB):	1.10
Antenna Configuration:	TxBF	Peak Antenna Gain (dBi):	7.94
Active Port(s):	A+B (Core 0 + Core 1)	Active Chain(s):	0+1

Test Frequency (MHz)	Minimum 26 dB Bandwidth (MHz)	Maximum Conducted Output Power (dBm)					Limit (dBm)	Margin (dB)
		A	B	C	D	∑		
5530	84.040	12.08	10.38	-	-	14.32	22.06	-7.74
5610	83.380	17.16	15.45	-	-	19.40	22.06	-2.66
5690	75.920	16.99	15.34	-	-	19.25	22.06	-2.81

Table 477 - FCC Maximum Conducted (average) Output Power Results

Test Frequency (MHz)	Minimum 99% OBW (MHz)	Maximum Conducted Output Power (dBm)					Limit (dBm)	Margin (dB)	Gain (dBi)	EIRP (dBm)	EIRP Limit (dBm)	EIRP Margin (dB)
		A	B	C	D	∑						
5530	75.680	12.08	10.38	-	-	14.32	24.00	-9.68	7.94	22.26	30.00	-7.74
5610	75.680	17.16	15.45	-	-	19.40	24.00	-4.60	7.94	27.34	30.00	-2.66
5690	72.180	16.99	15.34	-	-	19.25	24.00	-4.75	7.94	27.19	30.00	-2.81

Table 478 - ISED Maximum Conducted (average) Output Power Results

Test Configuration			
Frequency Range:	5.725-5.850 GHz	Band:	U-NII-3
Limit Clause(s):	15.407 (a)(3) RSS-247 6.2.4.1	Test Method(s):	C63.10 12.4.2.4 C63.10 12.4.3.2
Additional Reference(s):	662911 D01 v02r01 F)2)d)(i), 662911 D01 v02r01 E)1)		
Note(s):	Straddle channel power was measured using the appropriate SA test method. DCCF was added to the spectrum analyser reference level offset.		

DUT Configuration			
Mode:	802.11ac VHT20	Duty Cycle (%):	82.3
Modulation Coding Scheme:	MCS2	DCCF (dB):	0.85
Antenna Configuration:	TxBF	Peak Antenna Gain (dBi):	7.98
Active Port(s):	A+B (Core 0 + Core 1)	Active Chain(s):	0+1

Test Frequency (MHz)	Maximum Conducted Output Power (dBm)					Limit (dBm)	Margin (dB)
	A	B	C	D	∑		
5720	6.62	4.82	-	-	8.82	28.02	-19.19
5745	21.17	20.17	-	-	23.71	28.79	-5.08
5785	21.46	20.26	-	-	23.91	28.79	-4.88
5825	21.38	20.55	-	-	23.99	28.79	-4.80

Table 479 - Maximum Conducted (average) Output Power Results

Test Configuration			
Frequency Range:	5.725-5.850 GHz	Band:	U-NII-3
Limit Clause(s):	15.407 (a)(3) RSS-247 6.2.4.1	Test Method(s):	C63.10 12.4.2.4 C63.10 12.4.3.2
Additional Reference(s):	662911 D01 v02r01 F)2)d)(i), 662911 D01 v02r01 E)1)		
Note(s):	Straddle channel power was measured using the appropriate SA test method. DCCF was added to the spectrum analyser reference level offset.		

DUT Configuration			
Mode:	802.11ac VHT40	Duty Cycle (%):	83.8
Modulation Coding Scheme:	MCS2	DCCF (dB):	0.77
Antenna Configuration:	TxBF	Peak Antenna Gain (dBi):	7.98
Active Port(s):	A+B (Core 0 + Core 1)	Active Chain(s):	0+1

Test Frequency (MHz)	Maximum Conducted Output Power (dBm)					Limit (dBm)	Margin (dB)
	A	B	C	D	∑		
5710	4.46	2.32	-	-	6.53	28.02	-21.48
5755	21.22	20.19	-	-	23.74	28.79	-5.05
5795	21.17	20.28	-	-	23.76	28.79	-5.03

Table 480 - Maximum Conducted (average) Output Power Results

Test Configuration			
Frequency Range:	5.725-5.850 GHz	Band:	U-NII-3
Limit Clause(s):	15.407 (a)(3) RSS-247 6.2.4.1	Test Method(s):	C63.10 12.4.2.4 C63.10 12.4.3.2
Additional Reference(s):	662911 D01 v02r01 F)2)d)(i), 662911 D01 v02r01 E)1)		
Note(s):	Straddle channel power was measured using the appropriate SA test method. DCCF was added to the spectrum analyser reference level offset.		

DUT Configuration			
Mode:	802.11ac VHT80	Duty Cycle (%):	81.6
Modulation Coding Scheme:	MCS2x1	DCCF (dB):	0.88
Antenna Configuration:	TxBF	Peak Antenna Gain (dBi):	7.94
Active Port(s):	A+B (Core 0 + Core 1)	Active Chain(s):	0+1

Test Frequency (MHz)	Maximum Conducted Output Power (dBm)					Limit (dBm)	Margin (dB)
	A	B	C	D	∑		
5690	2.03	-0.61	-	-	3.92	28.06	-24.14
5775	19.65	18.56	-	-	22.15	28.79	-6.64

Table 481 - Maximum Conducted (average) Output Power Results

FCC 47 CFR Part 15E, Limit Clause 15.407(a)

Condition of Operation	Frequency Range (MHz)			
	5150-5250	5250-5350	5470-5725	5725-5850
Max Conducted TX Power	30 dBm (1W) for master device 24 dBm (250 mW) for client device	24 dBm (250 mW) or 11 dBm + 10 Log B, whichever is lower (B = 26 dB emission BW)		30 dBm (1 W)
Max EIRP	4W (36 dBm) with 6 dBi antenna 200 W (53 dBm) for fixed P-t-P application with 23 dBi antenna Additional rule for outdoor operation: Max_EIRP < 125 mW (21 dBm) at any elevation angle > 30° from horizon.	1 W (30 dBm) with 6 dBi antenna		4 W (36 dBm) with 6 dBi antenna. No EIRP limit for fixed P-t-P application (i.e., no antenna gain limit)

Table 482

ISED RSS-247, Limit Clause 6.2.1.1, 6.2.2.1, 6.2.3.1, 6.2.4.1 and 6.2.5.2

Device	Frequency Range (MHz)				
	5150-5250	5250-5350	5470-5725	5725-5850	5850-5895
OEM installed in vehicles	30 mW or 1.76 + 10 $\log_{10}$B, dBm (EIRP); whichever is less	30 mW or 1.76 + 10 $\log_{10}$B, dBm (EIRP)); whichever is less	-	-	-
Other	200 mW or 10 + 10$\log_{10}$B dBm (EIRP); whichever is less	250 mW or 11 + 10 $\log_{10}$B); whichever is less 1.0 W or 17 + 10$\log_{10}$B dBm EIRP; whichever is less	250 mW or 11 + 10 $\log_{10}$B); whichever is less 1.0 W or 17 + 10$\log_{10}$B dBm EIRP; whichever is less	1W 4W EIRP	Fixed Outdoor Access Point: 4 W EIRP Fixed Outdoor Client: 1 W EIRP Indoor Access Point: 4 W EIRP Indoor subordinate: 4 W EIRP Indoor Client: 1 W EIRP

Table 483

2.3.7 Test Location and Test Equipment Used

This test was carried out in RF Chamber 18 and RF Laboratory 14.

Instrument	Manufacturer	Type No.	TE No.	Calibration Period (months)	Calibration Expiry Date
Hygrometer	Rotronic	I-1000	3068	12	07-Nov-2024
1800-6000 MHz Power Splitter	Mini-Circuits	ZN2PD-63-S+	4055	-	O/P Mon
AC Programmable Power Supply	iTech	IT7324	5225	-	O/P Mon
MXA Signal Analyser	Keysight Technologies	N9020B	5529	24	13-Dec-2024
2-Way Power Divider (2-8 GHz)	Aaren	AT30A-TE0208-2-AF	5685	12	02-Jan-2025
USB Power Sensor	Boonton	RTP5008	5820	12	07-Feb-2025
USB Power Sensor	Boonton	RTP5008	5821	12	07-Feb-2025
Digital Multimeter	Fluke	115	6145	12	06-Jun-2025
Cable (SMA to SMA 1m)	Junkosha	MWX221/B	6305	12	20-May-2025
MXA Signal Analyser	Keysight Technologies	N9020B	6417	24	26-Feb-2025
MXA Signal Analyser	Keysight Technologies	N9020B	6419	24	28-Feb-2025
Signal Conditioning Unit	TUV SUD	SPECTRUM_SCU001	6426	12	07-Feb-2025
Directional Coupler 2-8GHz	RF-Lambda	RFDC2G8G10	6447	-	O/P Mon
Directional Coupler 2-8GHz	RF-Lambda	RFDC2G8G10	6448	-	O/P Mon
Signal Conditioning Unit	TUV SUD	SPECTRUM_SCU001	6517	12	22-Feb-2025
Signal Conditioning Unit	TUV SUD	SPECTRUM_SCU001	6518	12	16-Feb-2025
SCU Cable Assembly	TUV SUD	SPECTRUM_SCU_CA	6526	12	22-Feb-2025
SCU Cable Assembly	TUV SUD	SPECTRUM_SCU_CA	6527	12	05-Mar-2025
SCU Cable Assembly	TUV SUD	SPECTRUM_SCU_CA	6529	12	16-Feb-2025
SCU Cable Assembly	TUV SUD	SPECTRUM_SCU_CA	6530	12	16-Feb-2025
USB Wideband Power Sensor	Boonton	RTP5008	6585	12	20-Feb-2025
USB Wideband Power Sensor	Boonton	RTP5008	6586	12	20-Feb-2025
USB Wideband Power Sensor	Boonton	RTP5008	6587	12	13-Feb-2025
USB Wideband Power Sensor	Boonton	RTP5008	6588	12	13-Feb-2025
AC Programmable Power Supply	iTech	IT7324	6662	-	O/P Mon
AC Programmable Power Supply	iTech	IT7324	6665	-	O/P Mon
SCU Cable Assembly	TUV SUD	SPECTRUM_SCU_CA	6752	12	06-Feb-2025
SCU Cable Assembly	TUV SUD	SPECTRUM_SCU_CA	6753	12	06-Feb-2025

Table 484

O/P Mon - Output Monitored using calibrated equipment

2.4 Maximum Conducted Power Spectral Density

2.4.1 Specification Reference

FCC 47 CFR Part 15E, Clause 15.407 (a)
ISED RSS-247, Clause 6.2

2.4.2 Equipment Under Test and Modification State

A3247, S/N: CFK34L4W7N - Modification State 0
A3247, S/N: F9YKG45WN3 - Modification State 0
A3247, S/N: CMVW5QCY3C - Modification State 0

2.4.3 Date of Test

20-June-2024 to 03-August-2024

2.4.4 Test Method

The test was performed in accordance with ANSI C63.10 2020 clause 12.6 for FCC and ISED measurements.

Where the EUT duty cycle was < 98 % and repeatable within 2 %, the spectrum analyser was set to trace (power) averaging and a duty cycle correction was added as calculated in the result tables below (Method SA-2). Where the duty cycle was ≥ 98 % the spectrum analyser was set to trace (power) averaging and no duty cycle correction made (Method SA-1). In all other cases the spectrum analyser trace was set to max hold (Method SA-3).

Results for the U-NII-3 band were measured in a narrower bandwidth and integrated over 500 kHz using the spectrum analysers channel power integration function.

The output power was verified as being the same from each transmit core (within negligible tolerances), but the antenna gains were not identical. Therefore, the modes reported for SISO operation are those giving the highest EIRP and/or lowest conducted limit based on the antenna with highest gain.

MIMO output port summing was performed in accordance with KDB 662911 D01:

For the CDD results the Directional Gain was calculated in accordance with the equation given in clause F)2)f)(ii) summed for a single spatial stream.

For SDM modes Directional Gain was calculated in accordance with clause F)2)d)(ii).

For transmit beamforming (TxBF) mode it was calculated in accordance with clause F)2)d)(i).

2.4.5 Environmental Conditions

Ambient Temperature	20.7 - 26.2 °C
Relative Humidity	43.6 - 58.9 %

2.4.6 Test Results

5 GHz WLAN

SISO

Test Configuration			
Frequency Range:	5.150-5.250 GHz	Band:	U-NII-1
Limit Clause(s):	15.407 (a)(1)(iv)	Test Method(s):	C63.10 12.4.2.4 C63.10 12.6
Additional Reference(s):	-		
Note(s):	DCCF was added to the spectrum analyser reference level offset.		

DUT Configuration			
Mode:	802.11a	Duty Cycle (%):	98.0
Data Rate:	12 Mbps	DCCF (dB):	0.09
Antenna Configuration:	SISO	Peak Antenna Gain (dBi):	5.90
Active Port(s):	B (Core 1)	Active Chain(s):	1

Test Frequency (MHz)	PSD (dBm / MHz)					Limit (dBm)	Margin (dB)
	A	B	C	D	∑		
5180	-	7.82	-	-	7.82	11.00	-3.18
5220	-	9.05	-	-	9.05	11.00	-1.95
5240	-	8.99	-	-	8.99	11.00	-2.01

Table 485 - FCC Maximum Power Spectral Density Results

Test Configuration			
Frequency Range:	5.150-5.250 GHz	Band:	U-NII-1
Limit Clause(s):	15.407 (a)(1)(iv)	Test Method(s):	C63.10 12.4.2.4 C63.10 12.6
Additional Reference(s):	-		
Note(s):	DCCF was added to the spectrum analyser reference level offset.		

DUT Configuration			
Mode:	802.11n HT20	Duty Cycle (%):	97.3
Modulation Coding Scheme:	MCS2	DCCF (dB):	0.12
Antenna Configuration:	SISO	Peak Antenna Gain (dBi):	5.90
Active Port(s):	B (Core 1)	Active Chain(s):	1

Test Frequency (MHz)	PSD (dBm / MHz)					Limit (dBm)	Margin (dB)
	A	B	C	D	∑		
5180	-	7.28	-	-	7.28	11.00	-3.72
5220	-	8.81	-	-	8.81	11.00	-2.19
5240	-	8.82	-	-	8.82	11.00	-2.18

Table 486 - FCC Maximum Power Spectral Density Results

Test Configuration			
Frequency Range:	5.150-5.250 GHz	Band:	U-NII-1
Limit Clause(s):	15.407 (a)(1)(iv)	Test Method(s):	C63.10 12.4.2.4 C63.10 12.6
Additional Reference(s):	-		
Note(s):	DCCF was added to the spectrum analyser reference level offset.		

DUT Configuration			
Mode:	802.11n HT40	Duty Cycle (%):	95.3
Modulation Coding Scheme:	MCS2	DCCF (dB):	0.21
Antenna Configuration:	SISO	Peak Antenna Gain (dBi):	5.90
Active Port(s):	B (Core 1)	Active Chain(s):	1

Test Frequency (MHz)	PSD (dBm / MHz)					Limit (dBm)	Margin (dB)
	A	B	C	D	∑		
5190	-	1.61	-	-	1.61	11.00	-9.39
5230	-	7.91	-	-	7.91	11.00	-3.09

Table 487 - FCC Maximum Power Spectral Density Results

Test Configuration			
Frequency Range:	5.150-5.250 GHz	Band:	U-NII-1
Limit Clause(s):	15.407 (a)(1)(iv)	Test Method(s):	C63.10 12.4.2.4 C63.10 12.6
Additional Reference(s):	-		
Note(s):	DCCF was added to the spectrum analyser reference level offset.		

DUT Configuration			
Mode:	802.11ac VHT80	Duty Cycle (%):	91.1
Modulation Coding Scheme:	MCS2x1	DCCF (dB):	0.41
Antenna Configuration:	SISO	Peak Antenna Gain (dBi):	5.90
Active Port(s):	B (Core 1)	Active Chain(s):	1

Test Frequency (MHz)	PSD (dBm / MHz)					Limit (dBm)	Margin (dB)
	A	B	C	D	∑		
5210	-	-2.29	-	-	-2.29	11.00	-13.29

Table 488 - FCC Maximum Power Spectral Density Results

Test Configuration			
Frequency Range:	5.150-5.250 GHz	Band:	U-NII-1
Limit Clause(s):	15.407 (a)(1)(iv)	Test Method(s):	C63.10 12.4.2.4 C63.10 12.6
Additional Reference(s):	-		
Note(s):	DCCF was added to the spectrum analyser reference level offset.		

DUT Configuration			
Mode:	802.11ac VHT160	Duty Cycle (%):	91.4
Modulation Coding Scheme:	MCS2x1	DCCF (dB):	0.39
Antenna Configuration:	SISO	Peak Antenna Gain (dBi):	5.90
Active Port(s):	B (Core 1)	Active Chain(s):	1

Test Frequency (MHz)	PSD (dBm / MHz)					Limit (dBm)	Margin (dB)
	A	B	C	D	∑		
5250	-	-8.71	-	-	-8.71	11.00	-19.71

Table 489 - FCC Maximum Power Spectral Density Results

Test Configuration			
Frequency Range:	5.150-5.250 GHz	Band:	U-NII-1
Limit Clause(s):	15.407 (a)(1)(iv)	Test Method(s):	C63.10 12.4.2.4 C63.10 12.6
Additional Reference(s):	-		
Note(s):	DCCF was added to the spectrum analyser reference level offset.		

DUT Configuration			
Mode:	802.11ax HE20 SU	Duty Cycle (%):	96.5
Modulation Coding Scheme:	MCS2x1	DCCF (dB):	0.16
Antenna Configuration:	SISO	Peak Antenna Gain (dBi):	5.90
Active Port(s):	B (Core 1)	Active Chain(s):	1

Test Frequency (MHz)	PSD (dBm / MHz)					Limit (dBm)	Margin (dB)
	A	B	C	D	∑		
5180	-	6.67	-	-	6.67	11.00	-4.33
5220	-	8.87	-	-	8.87	11.00	-2.13
5240	-	8.70	-	-	8.70	11.00	-2.30

Table 490 - FCC Maximum Power Spectral Density Results

Test Configuration			
Frequency Range:	5.150-5.250 GHz	Band:	U-NII-1
Limit Clause(s):	15.407 (a)(1)(iv)	Test Method(s):	C63.10 12.4.2.4 C63.10 12.6
Additional Reference(s):	-		
Note(s):	DCCF was added to the spectrum analyser reference level offset.		

DUT Configuration			
Mode:	802.11ax HE40 SU	Duty Cycle (%):	96.3
Modulation Coding Scheme:	MCS2x1	DCCF (dB):	0.17
Antenna Configuration:	SISO	Peak Antenna Gain (dBi):	5.90
Active Port(s):	B (Core 1)	Active Chain(s):	1

Test Frequency (MHz)	PSD (dBm / MHz)					Limit (dBm)	Margin (dB)
	A	B	C	D	∑		
5190	-	1.12	-	-	1.12	11.00	-9.88
5230	-	7.96	-	-	7.96	11.00	-3.04

Table 491 - FCC Maximum Power Spectral Density Results

Test Configuration			
Frequency Range:	5.150-5.250 GHz	Band:	U-NII-1
Limit Clause(s):	15.407 (a)(1)(iv)	Test Method(s):	C63.10 12.4.2.4 C63.10 12.6
Additional Reference(s):	-		
Note(s):	DCCF was added to the spectrum analyser reference level offset.		

DUT Configuration			
Mode:	802.11ax HE80 SU	Duty Cycle (%):	95.7
Modulation Coding Scheme:	MCS2x1	DCCF (dB):	0.19
Antenna Configuration:	SISO	Peak Antenna Gain (dBi):	5.90
Active Port(s):	B (Core 1)	Active Chain(s):	1

Test Frequency (MHz)	PSD (dBm / MHz)					Limit (dBm)	Margin (dB)
	A	B	C	D	∑		
5210	-	-2.49	-	-	-2.49	11.00	-13.49

Table 492 - FCC Maximum Power Spectral Density Results

Test Configuration			
Frequency Range:	5.150-5.250 GHz	Band:	U-NII-1
Limit Clause(s):	15.407 (a)(1)(iv)	Test Method(s):	C63.10 12.4.2.4 C63.10 12.6
Additional Reference(s):	-		
Note(s):	DCCF was added to the spectrum analyser reference level offset.		

DUT Configuration			
Mode:	802.11ax HE160 SU	Duty Cycle (%):	95.9
Modulation Coding Scheme:	MCS2x1	DCCF (dB):	0.18
Antenna Configuration:	SISO	Peak Antenna Gain (dBi):	5.90
Active Port(s):	B (Core 1)	Active Chain(s):	1

Test Frequency (MHz)	PSD (dBm / MHz)					Limit (dBm)	Margin (dB)
	A	B	C	D	∑		
5250	-	-8.25	-	-	-8.25	11.00	-19.25

Table 493 - FCC Maximum Power Spectral Density Results

Test Configuration			
Frequency Range:	5.150-5.250 GHz	Band:	U-NII-1
Limit Clause(s):	RSS-247 6.2.1.1	Test Method(s):	C63.10 12.4.2.4 C63.10 12.6
Additional Reference(s):	-		
Note(s):	DCCF was added to the spectrum analyser reference level offset.		

DUT Configuration			
Mode:	802.11a	Duty Cycle (%):	98.0
Data Rate:	12 Mbps	DCCF (dB):	0.09
Antenna Configuration:	SISO	Peak Antenna Gain (dBi):	5.90
Active Port(s):	B (Core 1)	Active Chain(s):	1

Test Frequency (MHz)	PSD (dBm / MHz)					Gain (dBi)	EIRP (dBm)	EIRP Limit (dBm)	EIRP Margin (dB)
	A	B	C	D	∑				
5180	-	2.21	-	-	2.21	5.90	8.11	10.00	-1.89
5220	-	2.36	-	-	2.36	5.90	8.26	10.00	-1.74
5240	-	2.45	-	-	2.45	5.90	8.35	10.00	-1.65

Table 494 - ISED Maximum Power Spectral Density Results

Test Configuration			
Frequency Range:	5.150-5.250 GHz	Band:	U-NII-1
Limit Clause(s):	RSS-247 6.2.1.1	Test Method(s):	C63.10 12.4.2.4 C63.10 12.6
Additional Reference(s):	-		
Note(s):	DCCF was added to the spectrum analyser reference level offset.		

DUT Configuration			
Mode:	802.11n HT20	Duty Cycle (%):	97.2
Modulation Coding Scheme:	MCS2	DCCF (dB):	0.12
Antenna Configuration:	SISO	Peak Antenna Gain (dBi):	5.90
Active Port(s):	B (Core 1)	Active Chain(s):	1

Test Frequency (MHz)	PSD (dBm / MHz)					Gain (dBi)	EIRP (dBm)	EIRP Limit (dBm)	EIRP Margin (dB)
	A	B	C	D	∑				
5180	-	2.18	-	-	2.18	5.90	8.08	10.00	-1.92
5220	-	1.70	-	-	1.70	5.90	7.60	10.00	-2.40
5240	-	1.67	-	-	1.67	5.90	7.57	10.00	-2.43

Table 495 - ISED Maximum Power Spectral Density Results

Test Configuration			
Frequency Range:	5.150-5.250 GHz	Band:	U-NII-1
Limit Clause(s):	RSS-247 6.2.1.1	Test Method(s):	C63.10 12.4.2.4 C63.10 12.6
Additional Reference(s):	-		
Note(s):	DCCF was added to the spectrum analyser reference level offset.		

DUT Configuration			
Mode:	802.11n HT40	Duty Cycle (%):	95.2
Modulation Coding Scheme:	MCS2	DCCF (dB):	0.22
Antenna Configuration:	SISO	Peak Antenna Gain (dBi):	5.90
Active Port(s):	B (Core 1)	Active Chain(s):	1

Test Frequency (MHz)	PSD (dBm / MHz)					Gain (dBi)	EIRP (dBm)	EIRP Limit (dBm)	EIRP Margin (dB)
	A	B	C	D	∑				
5190	-	1.28	-	-	1.28	5.90	7.18	10.00	-2.82
5230	-	1.38	-	-	1.38	5.90	7.28	10.00	-2.72

Table 496 - ISED Maximum Power Spectral Density Results

Test Configuration			
Frequency Range:	5.150-5.250 GHz	Band:	U-NII-1
Limit Clause(s):	RSS-247 6.2.1.1	Test Method(s):	C63.10 12.4.2.4 C63.10 12.6
Additional Reference(s):	-		
Note(s):	DCCF was added to the spectrum analyser reference level offset.		

DUT Configuration			
Mode:	802.11ac VHT80	Duty Cycle (%):	91.6
Modulation Coding Scheme:	MCS2x1	DCCF (dB):	0.38
Antenna Configuration:	SISO	Peak Antenna Gain (dBi):	5.90
Active Port(s):	B (Core 1)	Active Chain(s):	1

Test Frequency (MHz)	PSD (dBm / MHz)					Gain (dBi)	EIRP (dBm)	EIRP Limit (dBm)	EIRP Margin (dB)
	A	B	C	D	∑				
5210	-	-2.01	-	-	-2.01	5.90	3.89	10.00	-6.11

Table 497 - ISED Maximum Power Spectral Density Results

Test Configuration			
Frequency Range:	5.150-5.250 GHz	Band:	U-NII-1
Limit Clause(s):	RSS-247 6.2.1.1	Test Method(s):	C63.10 12.4.2.4 C63.10 12.6
Additional Reference(s):	-		
Note(s):	DCCF was added to the spectrum analyser reference level offset.		

DUT Configuration			
Mode:	802.11ac VHT160	Duty Cycle (%):	86.2
Modulation Coding Scheme:	MCS2x1	DCCF (dB):	0.64
Antenna Configuration:	SISO	Peak Antenna Gain (dBi):	5.90
Active Port(s):	B (Core 1)	Active Chain(s):	1

Test Frequency (MHz)	PSD (dBm / MHz)					Gain (dBi)	EIRP (dBm)	EIRP Limit (dBm)	EIRP Margin (dB)
	A	B	C	D	∑				
5250	-	-8.21	-	-	-8.21	5.90	-2.31	10.00	-12.31

Table 498 - ISED Maximum Power Spectral Density Results

Test Configuration			
Frequency Range:	5.150-5.250 GHz	Band:	U-NII-1
Limit Clause(s):	RSS-247 6.2.1.1	Test Method(s):	C63.10 12.4.2.4 C63.10 12.6
Additional Reference(s):	-		
Note(s):	DCCF was added to the spectrum analyser reference level offset.		

DUT Configuration			
Mode:	802.11ax HE20 SU	Duty Cycle (%):	96.4
Modulation Coding Scheme:	MCS2x1	DCCF (dB):	0.16
Antenna Configuration:	SISO	Peak Antenna Gain (dBi):	5.90
Active Port(s):	B (Core 1)	Active Chain(s):	1

Test Frequency (MHz)	PSD (dBm / MHz)					Gain (dBi)	EIRP (dBm)	EIRP Limit (dBm)	EIRP Margin (dB)
	A	B	C	D	∑				
5180	-	1.84	-	-	1.84	5.90	7.74	10.00	-2.26
5220	-	1.78	-	-	1.78	5.90	7.68	10.00	-2.32
5240	-	1.76	-	-	1.76	5.90	7.66	10.00	-2.34

Table 499 - ISED Maximum Power Spectral Density Results

Test Configuration			
Frequency Range:	5.150-5.250 GHz	Band:	U-NII-1
Limit Clause(s):	RSS-247 6.2.1.1	Test Method(s):	C63.10 12.4.2.4 C63.10 12.6
Additional Reference(s):	-		
Note(s):	DCCF was added to the spectrum analyser reference level offset.		

DUT Configuration			
Mode:	802.11ax HE40 SU	Duty Cycle (%):	96.2
Modulation Coding Scheme:	MCS2x1	DCCF (dB):	0.17
Antenna Configuration:	SISO	Peak Antenna Gain (dBi):	5.90
Active Port(s):	B (Core 1)	Active Chain(s):	1

Test Frequency (MHz)	PSD (dBm / MHz)					Gain (dBi)	EIRP (dBm)	EIRP Limit (dBm)	EIRP Margin (dB)
	A	B	C	D	∑				
5190	-	1.32	-	-	1.32	5.90	7.22	10.00	-2.78
5230	-	1.53	-	-	1.53	5.90	7.43	10.00	-2.57

Table 500 - ISED Maximum Power Spectral Density Results

Test Configuration			
Frequency Range:	5.150-5.250 GHz	Band:	U-NII-1
Limit Clause(s):	RSS-247 6.2.1.1	Test Method(s):	C63.10 12.4.2.4 C63.10 12.6
Additional Reference(s):	-		
Note(s):	DCCF was added to the spectrum analyser reference level offset.		

DUT Configuration			
Mode:	802.11ax HE80 SU	Duty Cycle (%):	96.5
Modulation Coding Scheme:	MCS2x1	DCCF (dB):	0.15
Antenna Configuration:	SISO	Peak Antenna Gain (dBi):	5.90
Active Port(s):	B (Core 1)	Active Chain(s):	1

Test Frequency (MHz)	PSD (dBm / MHz)					Gain (dBi)	EIRP (dBm)	EIRP Limit (dBm)	EIRP Margin (dB)
	A	B	C	D	∑				
5210	-	-2.27	-	-	-2.27	5.90	3.63	10.00	-6.37

Table 501 - ISED Maximum Power Spectral Density Results

Test Configuration			
Frequency Range:	5.150-5.250 GHz	Band:	U-NII-1
Limit Clause(s):	RSS-247 6.2.1.1	Test Method(s):	C63.10 12.4.2.4 C63.10 12.6
Additional Reference(s):	-		
Note(s):	DCCF was added to the spectrum analyser reference level offset.		

DUT Configuration			
Mode:	802.11ax HE160 SU	Duty Cycle (%):	93.2
Modulation Coding Scheme:	MCS2x1	DCCF (dB):	0.31
Antenna Configuration:	SISO	Peak Antenna Gain (dBi):	5.90
Active Port(s):	B (Core 1)	Active Chain(s):	1

Test Frequency (MHz)	PSD (dBm / MHz)					Gain (dBi)	EIRP (dBm)	EIRP Limit (dBm)	EIRP Margin (dB)
	A	B	C	D	∑				
5250	-	-8.41	-	-	-8.41	5.90	-2.51	10.00	-12.51

Table 502 - ISED Maximum Power Spectral Density Results

Test Configuration			
Frequency Range:	5.250-5.350 GHz	Band:	U-NII-2A
Limit Clause(s):	15.407 (a)(2) RSS-247 6.2.2.1	Test Method(s):	C63.10 12.4.2.4 C63.10 12.6
Additional Reference(s):	-		
Note(s):	DCCF was added to the spectrum analyser reference level offset.		

DUT Configuration			
Mode:	802.11a	Duty Cycle (%):	97.7
Data Rate:	12 Mbps	DCCF (dB):	0.10
Antenna Configuration:	SISO	Peak Antenna Gain (dBi):	6.40
Active Port(s):	B (Core 1)	Active Chain(s):	1

Test Frequency (MHz)	PSD (dBm / MHz)					Limit (dBm)	Margin (dB)
	A	B	C	D	∑		
5260	-	8.81	-	-	8.81	10.60	-1.79
5300	-	8.73	-	-	8.73	10.60	-1.87
5320	-	8.43	-	-	8.43	10.60	-2.17

Table 503 - FCC Maximum Power Spectral Density Results

Test Frequency (MHz)	PSD (dBm / MHz)					Limit (dBm)	Margin (dB)
	A	B	C	D	∑		
5260	-	8.81	-	-	8.81	11.00	-2.19
5300	-	8.73	-	-	8.73	11.00	-2.27
5320	-	8.43	-	-	8.43	11.00	-2.57

Table 504 - ISED Maximum Power Spectral Density Results

Test Configuration			
Frequency Range:	5.250-5.350 GHz	Band:	U-NII-2A
Limit Clause(s):	15.407 (a)(2) RSS-247 6.2.2.1	Test Method(s):	C63.10 12.4.2.4 C63.10 12.6
Additional Reference(s):	-		
Note(s):	DCCF was added to the spectrum analyser reference level offset.		

DUT Configuration			
Mode:	802.11n HT20	Duty Cycle (%):	96.6
Modulation Coding Scheme:	MCS2	DCCF (dB):	0.15
Antenna Configuration:	SISO	Peak Antenna Gain (dBi):	6.40
Active Port(s):	B (Core 1)	Active Chain(s):	1

Test Frequency (MHz)	PSD (dBm / MHz)					Limit (dBm)	Margin (dB)
	A	B	C	D	∑		
5260	-	8.73	-	-	8.73	10.60	-1.87
5300	-	8.11	-	-	8.11	10.60	-2.49
5320	-	8.38	-	-	8.38	10.60	-2.22

Table 505 - FCC Maximum Power Spectral Density Results

Test Frequency (MHz)	PSD (dBm / MHz)					Limit (dBm)	Margin (dB)
	A	B	C	D	∑		
5260	-	8.73	-	-	8.73	11.00	-2.27
5300	-	8.11	-	-	8.11	11.00	-2.89
5320	-	8.38	-	-	8.38	11.00	-2.62

Table 506 - ISED Maximum Power Spectral Density Results

Test Configuration			
Frequency Range:	5.250-5.350 GHz	Band:	U-NII-2A
Limit Clause(s):	15.407 (a)(2) RSS-247 6.2.2.1	Test Method(s):	C63.10 12.4.2.4 C63.10 12.6
Additional Reference(s):	-		
Note(s):	DCCF was added to the spectrum analyser reference level offset.		

DUT Configuration			
Mode:	802.11n HT40	Duty Cycle (%):	94.0
Modulation Coding Scheme:	MCS2	DCCF (dB):	0.27
Antenna Configuration:	SISO	Peak Antenna Gain (dBi):	6.40
Active Port(s):	B (Core 1)	Active Chain(s):	1

Test Frequency (MHz)	PSD (dBm / MHz)					Limit (dBm)	Margin (dB)
	A	B	C	D	∑		
5270	-	7.72	-	-	7.72	10.60	-2.88
5310	-	1.60	-	-	1.60	10.60	-9.00

Table 507 - FCC Maximum Power Spectral Density Results

Test Frequency (MHz)	PSD (dBm / MHz)					Limit (dBm)	Margin (dB)
	A	B	C	D	∑		
5270	-	7.72	-	-	7.72	11.00	-3.28
5310	-	1.60	-	-	1.60	11.00	-9.40

Table 508 - ISED Maximum Power Spectral Density Results

Test Configuration			
Frequency Range:	5.250-5.350 GHz	Band:	U-NII-2A
Limit Clause(s):	15.407 (a)(2) RSS-247 6.2.2.1	Test Method(s):	C63.10 12.4.2.4 C63.10 12.6
Additional Reference(s):	-		
Note(s):	DCCF was added to the spectrum analyser reference level offset.		

DUT Configuration			
Mode:	802.11ac VHT80	Duty Cycle (%):	89.2
Modulation Coding Scheme:	MCS2x1	DCCF (dB):	0.50
Antenna Configuration:	SISO	Peak Antenna Gain (dBi):	6.40
Active Port(s):	B (Core 1)	Active Chain(s):	1

Test Frequency (MHz)	PSD (dBm / MHz)					Limit (dBm)	Margin (dB)
	A	B	C	D	∑		
5290	-	-2.19	-	-	-2.19	10.60	-12.79

Table 509 - FCC Maximum Power Spectral Density Results

Test Frequency (MHz)	PSD (dBm / MHz)					Limit (dBm)	Margin (dB)
	A	B	C	D	∑		
5290	-	-2.19	-	-	-2.19	11.00	-13.19

Table 510 - ISED Maximum Power Spectral Density Results

Test Configuration			
Frequency Range:	5.250-5.350 GHz	Band:	U-NII-2A
Limit Clause(s):	15.407 (a)(2) RSS-247 6.2.2.1	Test Method(s):	C63.10 12.4.2.4 C63.10 12.6
Additional Reference(s):	-		
Note(s):	DCCF was added to the spectrum analyser reference level offset.		

DUT Configuration			
Mode:	802.11ac VHT160	Duty Cycle (%):	90.9
Modulation Coding Scheme:	MCS2x1	DCCF (dB):	0.42
Antenna Configuration:	SISO	Peak Antenna Gain (dBi):	6.40
Active Port(s):	B (Core 1)	Active Chain(s):	1

Test Frequency (MHz)	PSD (dBm / MHz)					Limit (dBm)	Margin (dB)
	A	B	C	D	∑		
5250	-	-8.25	-	-	-8.25	10.60	-18.85

Table 511 - FCC Maximum Power Spectral Density Results

Test Frequency (MHz)	PSD (dBm / MHz)					Limit (dBm)	Margin (dB)
	A	B	C	D	∑		
5250	-	-8.25	-	-	-8.25	11.00	-19.25

Table 512 - ISED Maximum Power Spectral Density Results

Test Configuration			
Frequency Range:	5.250-5.350 GHz	Band:	U-NII-2A
Limit Clause(s):	15.407 (a)(2) RSS-247 6.2.2.1	Test Method(s):	C63.10 12.4.2.4 C63.10 12.6
Additional Reference(s):	-		
Note(s):	DCCF was added to the spectrum analyser reference level offset.		

DUT Configuration			
Mode:	802.11ax HE20 SU	Duty Cycle (%):	95.9
Modulation Coding Scheme:	MCS2x1	DCCF (dB):	0.18
Antenna Configuration:	SISO	Peak Antenna Gain (dBi):	6.40
Active Port(s):	B (Core 1)	Active Chain(s):	1

Test Frequency (MHz)	PSD (dBm / MHz)					Limit (dBm)	Margin (dB)
	A	B	C	D	∑		
5260	-	8.41	-	-	8.41	10.60	-2.19
5300	-	8.00	-	-	8.00	10.60	-2.60
5320	-	7.15	-	-	7.15	10.60	-3.45

Table 513 - FCC Maximum Power Spectral Density Results

Test Frequency (MHz)	PSD (dBm / MHz)					Limit (dBm)	Margin (dB)
	A	B	C	D	∑		
5260	-	8.41	-	-	8.41	11.00	-2.59
5300	-	8.00	-	-	8.00	11.00	-3.00
5320	-	7.15	-	-	7.15	11.00	-3.85

Table 514 - ISED Maximum Power Spectral Density Results

Test Configuration			
Frequency Range:	5.250-5.350 GHz	Band:	U-NII-2A
Limit Clause(s):	15.407 (a)(2) RSS-247 6.2.2.1	Test Method(s):	C63.10 12.4.2.4 C63.10 12.6
Additional Reference(s):	-		
Note(s):	DCCF was added to the spectrum analyser reference level offset.		

DUT Configuration			
Mode:	802.11ax HE40 SU	Duty Cycle (%):	95.8
Modulation Coding Scheme:	MCS2x1	DCCF (dB):	0.19
Antenna Configuration:	SISO	Peak Antenna Gain (dBi):	6.40
Active Port(s):	B (Core 1)	Active Chain(s):	1

Test Frequency (MHz)	PSD (dBm / MHz)					Limit (dBm)	Margin (dB)
	A	B	C	D	∑		
5270	-	7.68	-	-	7.68	10.60	-2.92
5310	-	1.08	-	-	1.08	10.60	-9.52

Table 515 - FCC Maximum Power Spectral Density Results

Test Frequency (MHz)	PSD (dBm / MHz)					Limit (dBm)	Margin (dB)
	A	B	C	D	∑		
5270	-	7.68	-	-	7.68	11.00	-3.32
5310	-	1.08	-	-	1.08	11.00	-9.92

Table 516 - ISED Maximum Power Spectral Density Results

Test Configuration			
Frequency Range:	5.250-5.350 GHz	Band:	U-NII-2A
Limit Clause(s):	15.407 (a)(2) RSS-247 6.2.2.1	Test Method(s):	C63.10 12.4.2.4 C63.10 12.6
Additional Reference(s):	-		
Note(s):	DCCF was added to the spectrum analyser reference level offset.		

DUT Configuration			
Mode:	802.11ax HE80 SU	Duty Cycle (%):	95.6
Modulation Coding Scheme:	MCS2x1	DCCF (dB):	0.20
Antenna Configuration:	SISO	Peak Antenna Gain (dBi):	6.40
Active Port(s):	B (Core 1)	Active Chain(s):	1

Test Frequency (MHz)	PSD (dBm / MHz)					Limit (dBm)	Margin (dB)
	A	B	C	D	∑		
5290	-	-2.83	-	-	-2.83	10.60	-13.43

Table 517 - FCC Maximum Power Spectral Density Results

Test Frequency (MHz)	PSD (dBm / MHz)					Limit (dBm)	Margin (dB)
	A	B	C	D	∑		
5290	-	-2.83	-	-	-2.83	11.00	-13.83

Table 518 - ISED Maximum Power Spectral Density Results

Test Configuration			
Frequency Range:	5.250-5.350 GHz	Band:	U-NII-2A
Limit Clause(s):	15.407 (a)(2) RSS-247 6.2.2.1	Test Method(s):	C63.10 12.4.2.4 C63.10 12.6
Additional Reference(s):	-		
Note(s):	DCCF was added to the spectrum analyser reference level offset.		

DUT Configuration			
Mode:	802.11ax HE160 SU	Duty Cycle (%):	96.0
Modulation Coding Scheme:	MCS2x1	DCCF (dB):	0.18
Antenna Configuration:	SISO	Peak Antenna Gain (dBi):	6.40
Active Port(s):	B (Core 1)	Active Chain(s):	1

Test Frequency (MHz)	PSD (dBm / MHz)					Limit (dBm)	Margin (dB)
	A	B	C	D	∑		
5250	-	-8.14	-	-	-8.14	10.60	-18.74

Table 519 - FCC Maximum Power Spectral Density Results

Test Frequency (MHz)	PSD (dBm / MHz)					Limit (dBm)	Margin (dB)
	A	B	C	D	∑		
5250	-	-8.14	-	-	-8.14	11.00	-19.14

Table 520 - ISED Maximum Power Spectral Density Results

Test Configuration			
Frequency Range:	5.470-5.725 GHz	Band:	U-NII-2C
Limit Clause(s):	15.407 (a)(2) RSS-247 6.2.3.1	Test Method(s):	C63.10 12.4.2.4 C63.10 12.6
Additional Reference(s):	-		
Note(s):	DCCF was added to the spectrum analyser reference level offset.		

DUT Configuration			
Mode:	802.11a	Duty Cycle (%):	97.5
Data Rate:	12 Mbps	DCCF (dB):	0.11
Antenna Configuration:	SISO	Peak Antenna Gain (dBi):	5.60
Active Port(s):	B (Core 1)	Active Chain(s):	1

Test Frequency (MHz)	PSD (dBm / MHz)					Limit (dBm)	Margin (dB)
	A	B	C	D	∑		
5500	-	7.98	-	-	7.98	11.00	-3.02
5580	-	8.71	-	-	8.71	11.00	-2.29
5700	-	5.97	-	-	5.97	11.00	-5.03
5720	-	8.65	-	-	8.65	11.00	-2.35

Table 521 - Maximum Power Spectral Density Results

Test Configuration			
Frequency Range:	5.470-5.725 GHz	Band:	U-NII-2C
Limit Clause(s):	15.407 (a)(2) RSS-247 6.2.3.1	Test Method(s):	C63.10 12.4.2.4 C63.10 12.6
Additional Reference(s):	-		
Note(s):	DCCF was added to the spectrum analyser reference level offset.		

DUT Configuration			
Mode:	802.11n HT20	Duty Cycle (%):	96.4
Modulation Coding Scheme:	MCS2	DCCF (dB):	0.16
Antenna Configuration:	SISO	Peak Antenna Gain (dBi):	5.60
Active Port(s):	B (Core 1)	Active Chain(s):	1

Test Frequency (MHz)	PSD (dBm / MHz)					Limit (dBm)	Margin (dB)
	A	B	C	D	∑		
5500	-	9.07	-	-	9.07	11.00	-1.93
5580	-	8.47	-	-	8.47	11.00	-2.53
5700	-	5.11	-	-	5.11	11.00	-5.89
5720	-	8.48	-	-	8.48	11.00	-2.52

Table 522 - Maximum Power Spectral Density Results

Test Configuration			
Frequency Range:	5.470-5.725 GHz	Band:	U-NII-2C
Limit Clause(s):	15.407 (a)(2) RSS-247 6.2.3.1	Test Method(s):	C63.10 12.4.2.4 C63.10 12.6
Additional Reference(s):	-		
Note(s):	DCCF was added to the spectrum analyser reference level offset.		

DUT Configuration			
Mode:	802.11n HT40	Duty Cycle (%):	93.7
Modulation Coding Scheme:	MCS2	DCCF (dB):	0.28
Antenna Configuration:	SISO	Peak Antenna Gain (dBi):	5.60
Active Port(s):	B (Core 1)	Active Chain(s):	1

Test Frequency (MHz)	PSD (dBm / MHz)					Limit (dBm)	Margin (dB)
	A	B	C	D	∑		
5510	-	3.37	-	-	3.37	11.00	-7.63
5550	-	7.99	-	-	7.99	11.00	-3.01
5670	-	3.47	-	-	3.47	11.00	-7.53
5710	-	7.83	-	-	7.83	11.00	-3.17

Table 523 - Maximum Power Spectral Density Results

Test Configuration			
Frequency Range:	5.470-5.725 GHz	Band:	U-NII-2C
Limit Clause(s):	15.407 (a)(2)	Test Method(s):	C63.10 12.4.2.4 C63.10 12.6
Additional Reference(s):	-		
Note(s):	DCCF was added to the spectrum analyser reference level offset.		

DUT Configuration			
Mode:	802.11ac VHT80	Duty Cycle (%):	88.6
Modulation Coding Scheme:	MCS2x1	DCCF (dB):	0.53
Antenna Configuration:	SISO	Peak Antenna Gain (dBi):	5.60
Active Port(s):	B (Core 1)	Active Chain(s):	1

Test Frequency (MHz)	PSD (dBm / MHz)					Limit (dBm)	Margin (dB)
	A	B	C	D	∑		
5530	-	-1.21	-	-	-1.21	11.00	-12.21
5610	-	2.76	-	-	2.76	11.00	-8.24
5690	-	5.30	-	-	5.30	11.00	-5.70

Table 524 - Maximum Power Spectral Density Results

Test Configuration			
Frequency Range:	5.470-5.725 GHz	Band:	U-NII-2C
Limit Clause(s):	15.407 (a)(2) RSS-247 6.2.3.1	Test Method(s):	C63.10 12.4.2.4 C63.10 12.6
Additional Reference(s):	-		
Note(s):	DCCF was added to the spectrum analyser reference level offset.		

DUT Configuration			
Mode:	802.11ac VHT160	Duty Cycle (%):	86.8
Modulation Coding Scheme:	MCS2x1	DCCF (dB):	0.62
Antenna Configuration:	SISO	Peak Antenna Gain (dBi):	5.60
Active Port(s):	B (Core 1)	Active Chain(s):	1

Test Frequency (MHz)	PSD (dBm / MHz)					Limit (dBm)	Margin (dB)
	A	B	C	D	∑		
5570	-	-5.60	-	-	-5.60	11.00	-16.60

Table 525 - Maximum Power Spectral Density Results

Test Configuration			
Frequency Range:	5.470-5.725 GHz	Band:	U-NII-2C
Limit Clause(s):	15.407 (a)(2) RSS-247 6.2.3.1	Test Method(s):	C63.10 12.4.2.4 C63.10 12.6
Additional Reference(s):	-		
Note(s):	DCCF was added to the spectrum analyser reference level offset.		

DUT Configuration			
Mode:	802.11ax HE20 SU	Duty Cycle (%):	95.7
Modulation Coding Scheme:	MCS2x1	DCCF (dB):	0.19
Antenna Configuration:	SISO	Peak Antenna Gain (dBi):	5.60
Active Port(s):	B (Core 1)	Active Chain(s):	1

Test Frequency (MHz)	PSD (dBm / MHz)					Limit (dBm)	Margin (dB)
	A	B	C	D	∑		
5500	-	7.06	-	-	7.06	11.00	-3.94
5580	-	7.98	-	-	7.98	11.00	-3.02
5700	-	3.50	-	-	3.50	11.00	-7.50
5720	-	8.00	-	-	8.00	11.00	-3.00

Table 526 - Maximum Power Spectral Density Results

Test Configuration			
Frequency Range:	5.470-5.725 GHz	Band:	U-NII-2C
Limit Clause(s):	15.407 (a)(2) RSS-247 6.2.3.1	Test Method(s):	C63.10 12.4.2.4 C63.10 12.6
Additional Reference(s):	-		
Note(s):	DCCF was added to the spectrum analyser reference level offset.		

DUT Configuration			
Mode:	802.11ax HE40 SU	Duty Cycle (%):	95.7
Modulation Coding Scheme:	MCS2x1	DCCF (dB):	0.19
Antenna Configuration:	SISO	Peak Antenna Gain (dBi):	5.60
Active Port(s):	B (Core 1)	Active Chain(s):	1

Test Frequency (MHz)	PSD (dBm / MHz)					Limit (dBm)	Margin (dB)
	A	B	C	D	∑		
5510	-	2.21	-	-	2.21	11.00	-8.79
5550	-	8.25	-	-	8.25	11.00	-2.75
5670	-	2.72	-	-	2.72	11.00	-8.28
5710	-	7.92	-	-	7.92	11.00	-3.08

Table 527 - Maximum Power Spectral Density Results

Test Configuration			
Frequency Range:	5.470-5.725 GHz	Band:	U-NII-2C
Limit Clause(s):	15.407 (a)(2) RSS-247 6.2.4.1	Test Method(s):	C63.10 12.4.2.4 C63.10 12.6
Additional Reference(s):	-		
Note(s):	DCCF was added to the spectrum analyser reference level offset.		

DUT Configuration			
Mode:	802.11ax HE80 SU	Duty Cycle (%):	95.3
Modulation Coding Scheme:	MCS2x1	DCCF (dB):	0.21
Antenna Configuration:	SISO	Peak Antenna Gain (dBi):	5.60
Active Port(s):	B (Core 1)	Active Chain(s):	1

Test Frequency (MHz)	PSD (dBm / MHz)					Limit (dBm)	Margin (dB)
	A	B	C	D	∑		
5530	-	-1.61	-	-	-1.61	11.00	-12.61
5610	-	2.33	-	-	2.33	11.00	-8.67
5690	-	5.12	-	-	5.12	11.00	-5.88

Table 528 - Maximum Power Spectral Density Results

Test Configuration			
Frequency Range:	5.470-5.725 GHz	Band:	U-NII-2C
Limit Clause(s):	15.407 (a)(2) RSS-247 6.2.3.1	Test Method(s):	C63.10 12.4.2.4 C63.10 12.6
Additional Reference(s):	-		
Note(s):	DCCF was added to the spectrum analyser reference level offset.		

DUT Configuration			
Mode:	802.11ax HE160 SU	Duty Cycle (%):	93.7
Modulation Coding Scheme:	MCS2x1	DCCF (dB):	0.28
Antenna Configuration:	SISO	Peak Antenna Gain (dBi):	5.60
Active Port(s):	B (Core 1)	Active Chain(s):	1

Test Frequency (MHz)	PSD (dBm / MHz)					Limit (dBm)	Margin (dB)
	A	B	C	D	∑		
5570	-	-6.01	-	-	-6.01	11.00	-17.01

Table 529 - Maximum Power Spectral Density Results

Test Configuration			
Frequency Range:	5.725-5.850 GHz	Band:	U-NII-3
Limit Clause(s):	15.407 (a)(3) RSS-247 6.2.4.1	Test Method(s):	C63.10 12.4.2.4 C63.10 12.6
Additional Reference(s):	-		
Note(s):	DCCF was added to the spectrum analyser reference level offset.		

DUT Configuration			
Mode:	802.11a	Duty Cycle (%):	97.7
Data Rate:	12 Mbps	DCCF (dB):	0.10
Antenna Configuration:	SISO	Peak Antenna Gain (dBi):	4.30
Active Port(s):	A (Core 0) | B (Core 1)	Active Chain(s):	0 | 1

Test Frequency (MHz)	PSD (dBm / 500 kHz)					Limit (dBm)	Margin (dB)
	A	B	C	D	∑		
5720	3.65	-	-	-	3.65	30.00	-26.35
5745	8.78	-	-	-	8.78	30.00	-21.22
5785	8.43	-	-	-	8.43	30.00	-21.57
5825	8.64	-	-	-	8.64	30.00	-21.36

Table 530 - Maximum Power Spectral Density Results

Test Configuration			
Frequency Range:	5.725-5.850 GHz	Band:	U-NII-3
Limit Clause(s):	15.407 (a)(3) RSS-247 6.2.4.1	Test Method(s):	C63.10 12.4.2.4 C63.10 12.6
Additional Reference(s):	-		
Note(s):	DCCF was added to the spectrum analyser reference level offset.		

DUT Configuration			
Mode:	802.11n HT20	Duty Cycle (%):	96.6
Modulation Coding Scheme:	MCS2	DCCF (dB):	0.15
Antenna Configuration:	SISO	Peak Antenna Gain (dBi):	4.30
Active Port(s):	A (Core 0) | B (Core 1)	Active Chain(s):	0 | 1

Test Frequency (MHz)	PSD (dBm / 500 kHz)					Limit (dBm)	Margin (dB)
	A	B	C	D	∑		
5720	3.53	-	-	-	3.53	30.00	-26.47
5745	8.33	-	-	-	8.33	30.00	-21.67
5785	8.04	-	-	-	8.04	30.00	-21.96
5825	8.32	-	-	-	8.32	30.00	-21.68

Table 531 - Maximum Power Spectral Density Results

Test Configuration			
Frequency Range:	5.725-5.850 GHz	Band:	U-NII-3
Limit Clause(s):	15.407 (a)(3) RSS-247 6.2.4.1	Test Method(s):	C63.10 12.4.2.4 C63.10 12.6
Additional Reference(s):	-		
Note(s):	DCCF was added to the spectrum analyser reference level offset.		

DUT Configuration			
Mode:	802.11n HT40	Duty Cycle (%):	94.0
Modulation Coding Scheme:	MCS2	DCCF (dB):	0.27
Antenna Configuration:	SISO	Peak Antenna Gain (dBi):	4.30
Active Port(s):	A (Core 0) | B (Core 1)	Active Chain(s):	0 | 1

Test Frequency (MHz)	PSD (dBm / 500 kHz)					Limit (dBm)	Margin (dB)
	A	B	C	D	∑		
5710	1.92	-	-	-	1.92	30.00	-28.08
5755	5.19	-	-	-	5.19	30.00	-24.81
5795	5.13	-	-	-	5.13	30.00	-24.87

Table 532 - Maximum Power Spectral Density Results

Test Configuration			
Frequency Range:	5.725-5.850 GHz	Band:	U-NII-3
Limit Clause(s):	15.407 (a)(3) RSS-247 6.2.4.1	Test Method(s):	C63.10 12.4.2.4 C63.10 12.6
Additional Reference(s):	-		
Note(s):	DCCF was added to the spectrum analyser reference level offset.		

DUT Configuration			
Mode:	802.11ac VHT80	Duty Cycle (%):	89.3
Modulation Coding Scheme:	MCS2x1	DCCF (dB):	0.49
Antenna Configuration:	SISO	Peak Antenna Gain (dBi):	4.30
Active Port(s):	A (Core 0) | B (Core 1)	Active Chain(s):	0 | 1

Test Frequency (MHz)	PSD (dBm / 500 kHz)					Limit (dBm)	Margin (dB)
	A	B	C	D	∑		
5690	-1.24	-	-	-	-1.24	30.00	-31.24
5775	1.52	-	-	-	1.52	30.00	-28.48

Table 533 - Maximum Power Spectral Density Results

Test Configuration			
Frequency Range:	5.725-5.850 GHz	Band:	U-NII-3
Limit Clause(s):	15.407 (a)(3) RSS-247 6.2.4.1	Test Method(s):	C63.10 12.4.2.4 C63.10 12.6
Additional Reference(s):	-		
Note(s):	DCCF was added to the spectrum analyser reference level offset.		

DUT Configuration			
Mode:	802.11ax HE20 SU	Duty Cycle (%):	96.0
Modulation Coding Scheme:	MCS2x1	DCCF (dB):	0.18
Antenna Configuration:	SISO	Peak Antenna Gain (dBi):	4.30
Active Port(s):	A (Core 0) | B (Core 1)	Active Chain(s):	0 | 1

Test Frequency (MHz)	PSD (dBm / 500 kHz)					Limit (dBm)	Margin (dB)
	A	B	C	D	∑		
5720	3.91	-	-	-	3.91	30.00	-26.09
5745	8.14	-	-	-	8.14	30.00	-21.86
5785	8.40	-	-	-	8.40	30.00	-21.60
5825	8.04	-	-	-	8.04	30.00	-21.96

Table 534 - Maximum Power Spectral Density Results

Test Configuration			
Frequency Range:	5.725-5.850 GHz	Band:	U-NII-3
Limit Clause(s):	15.407 (a)(3) RSS-247 6.2.4.1	Test Method(s):	C63.10 12.4.2.4 C63.10 12.6
Additional Reference(s):	-		
Note(s):	DCCF was added to the spectrum analyser reference level offset.		

DUT Configuration			
Mode:	802.11ax HE40 SU	Duty Cycle (%):	95.9
Modulation Coding Scheme:	MCS2x1	DCCF (dB):	0.18
Antenna Configuration:	SISO	Peak Antenna Gain (dBi):	4.30
Active Port(s):	A (Core 0) | B (Core 1)	Active Chain(s):	0 | 1

Test Frequency (MHz)	PSD (dBm / 500 kHz)					Limit (dBm)	Margin (dB)
	A	B	C	D	∑		
5710	2.05	-	-	-	2.05	30.00	-27.95
5755	5.08	-	-	-	5.08	30.00	-24.92
5795	4.86	-	-	-	4.86	30.00	-25.14

Table 535 - Maximum Power Spectral Density Results

Test Configuration			
Frequency Range:	5.725-5.850 GHz	Band:	U-NII-3
Limit Clause(s):	15.407 (a)(3) RSS-247 6.2.4.1	Test Method(s):	C63.10 12.4.2.4 C63.10 12.6
Additional Reference(s):	-		
Note(s):	DCCF was added to the spectrum analyser reference level offset.		

DUT Configuration			
Mode:	802.11ax HE80 SU	Duty Cycle (%):	95.6
Modulation Coding Scheme:	MCS2x1	DCCF (dB):	0.20
Antenna Configuration:	SISO	Peak Antenna Gain (dBi):	4.30
Active Port(s):	A (Core 0) | B (Core 1)	Active Chain(s):	0 | 1

Test Frequency (MHz)	PSD (dBm / 500 kHz)					Limit (dBm)	Margin (dB)
	A	B	C	D	∑		
5690	-1.53	-	-	-	-1.53	30.00	-31.53
5775	0.49	-	-	-	0.49	30.00	-29.51

Table 536 - Maximum Power Spectral Density Results

Test Configuration			
Frequency Range:	5.150-5.250 GHz	Band:	U-NII-1
Limit Clause(s):	15.407 (a)(1)(iv)	Test Method(s):	C63.10 12.4.2.4 C63.10 12.6
Additional Reference(s):	-		
Note(s):	DCCF was added to the spectrum analyser reference level offset.		

DUT Configuration			
Mode:	802.11ax HE20 RU26	Duty Cycle (%):	97.4
Modulation Coding Scheme:	MCS2x1	DCCF (dB):	0.12
Antenna Configuration:	SISO	Peak Antenna Gain (dBi):	5.90
Active Port(s):	B (Core 1)	Active Chain(s):	1

Test Frequency (MHz)	PSD (dBm / MHz)					Limit (dBm)	Margin (dB)
	A	B	C	D	∑		
5180 (RU26.0)	-	8.46	-	-	8.46	11.00	-2.54
5220 (RU26.0)	-	8.82	-	-	8.82	11.00	-2.18
5240 (RU26.8)	-	8.56	-	-	8.56	11.00	-2.44

Table 537 - FCC Maximum Power Spectral Density Results

Test Configuration			
Frequency Range:	5.150-5.250 GHz	Band:	U-NII-1
Limit Clause(s):	15.407 (a)(1)(iv)	Test Method(s):	C63.10 12.4.2.4 C63.10 12.6
Additional Reference(s):	-		
Note(s):	DCCF was added to the spectrum analyser reference level offset.		

DUT Configuration			
Mode:	802.11ax HE20 RU52	Duty Cycle (%):	96.9
Modulation Coding Scheme:	MCS2x1	DCCF (dB):	0.14
Antenna Configuration:	SISO	Peak Antenna Gain (dBi):	5.90
Active Port(s):	B (Core 1)	Active Chain(s):	1

Test Frequency (MHz)	PSD (dBm / MHz)					Limit (dBm)	Margin (dB)
	A	B	C	D	∑		
5180 (RU52.37)	-	8.59	-	-	8.59	11.00	-2.41
5220 (RU52.37)	-	8.72	-	-	8.72	11.00	-2.28
5240 (RU52.40)	-	8.94	-	-	8.94	11.00	-2.06

Table 538 - FCC Maximum Power Spectral Density Results

Test Configuration			
Frequency Range:	5.150-5.250 GHz	Band:	U-NII-1
Limit Clause(s):	15.407 (a)(1)(iv)	Test Method(s):	C63.10 12.4.2.4 C63.10 12.6
Additional Reference(s):	-		
Note(s):	DCCF was added to the spectrum analyser reference level offset.		

DUT Configuration			
Mode:	802.11ax HE20 RU106	Duty Cycle (%):	98.1
Modulation Coding Scheme:	MCS2x1	DCCF (dB):	0.08
Antenna Configuration:	SISO	Peak Antenna Gain (dBi):	5.90
Active Port(s):	B (Core 1)	Active Chain(s):	1

Test Frequency (MHz)	PSD (dBm / MHz)					Limit (dBm)	Margin (dB)
	A	B	C	D	∑		
5180 (RU106.53)	-	8.40	-	-	8.40	11.00	-2.60
5220 (RU106.53)	-	8.82	-	-	8.82	11.00	-2.18
5240 (RU106.54)	-	8.72	-	-	8.72	11.00	-2.28

Table 539 - FCC Maximum Power Spectral Density Results

Test Configuration			
Frequency Range:	5.150-5.250 GHz	Band:	U-NII-1
Limit Clause(s):	RSS-247 6.2.1.1	Test Method(s):	C63.10 12.4.2.4 C63.10 12.6
Additional Reference(s):	-		
Note(s):	DCCF was added to the spectrum analyser reference level offset.		

DUT Configuration			
Mode:	802.11ax HE20 RU26	Duty Cycle (%):	97.7
Modulation Coding Scheme:	MCS2x1	DCCF (dB):	0.10
Antenna Configuration:	SISO	Peak Antenna Gain (dBi):	5.90
Active Port(s):	B (Core 1)	Active Chain(s):	1

Test Frequency (MHz)	PSD (dBm / MHz)					Gain (dBi)	EIRP (dBm)	EIRP Limit (dBm)	EIRP Margin (dB)
	A	B	C	D	∑				
5180 (RU26.0)	-	1.60	-	-	1.60	5.90	7.50	10.00	-2.50
5220 (RU26.0)	-	1.94	-	-	1.94	5.90	7.84	10.00	-2.16
5240 (RU26.8)	-	1.43	-	-	1.43	5.90	7.33	10.00	-2.67

Table 540 - ISED Maximum Power Spectral Density Results

Test Configuration			
Frequency Range:	5.150-5.250 GHz	Band:	U-NII-1
Limit Clause(s):	RSS-247 6.2.1.1	Test Method(s):	C63.10 12.4.2.4 C63.10 12.6
Additional Reference(s):	-		
Note(s):	DCCF was added to the spectrum analyser reference level offset.		

DUT Configuration			
Mode:	802.11ax HE20 RU52	Duty Cycle (%):	97.4
Modulation Coding Scheme:	MCS2x1	DCCF (dB):	0.11
Antenna Configuration:	SISO	Peak Antenna Gain (dBi):	5.90
Active Port(s):	B (Core 1)	Active Chain(s):	1

Test Frequency (MHz)	PSD (dBm / MHz)					Gain (dBi)	EIRP (dBm)	EIRP Limit (dBm)	EIRP Margin (dB)
	A	B	C	D	∑				
5180 (RU52.37)	-	1.66	-	-	1.66	5.90	7.56	10.00	-2.44
5220 (RU52.37)	-	2.15	-	-	2.15	5.90	8.05	10.00	-1.95
5240 (RU52.40)	-	1.96	-	-	1.96	5.90	7.86	10.00	-2.14

Table 541 - ISED Maximum Power Spectral Density Results

Test Configuration			
Frequency Range:	5.150-5.250 GHz	Band:	U-NII-1
Limit Clause(s):	RSS-247 6.2.1.1	Test Method(s):	C63.10 12.4.2.4 C63.10 12.6
Additional Reference(s):	-		
Note(s):	DCCF was added to the spectrum analyser reference level offset.		

DUT Configuration			
Mode:	802.11ax HE20 RU106	Duty Cycle (%):	98.0
Modulation Coding Scheme:	MCS2x1	DCCF (dB):	0.09
Antenna Configuration:	SISO	Peak Antenna Gain (dBi):	5.90
Active Port(s):	B (Core 1)	Active Chain(s):	1

Test Frequency (MHz)	PSD (dBm / MHz)					Gain (dBi)	EIRP (dBm)	EIRP Limit (dBm)	EIRP Margin (dB)
	A	B	C	D	∑				
5180 (RU106.53)	-	1.80	-	-	1.80	5.90	7.70	10.00	-2.30
5220 (RU106.53)	-	1.43	-	-	1.43	5.90	7.33	10.00	-2.67
5240 (RU106.54)	-	1.53	-	-	1.53	5.90	7.43	10.00	-2.57

Table 542 - ISED Maximum Power Spectral Density Results

Test Configuration			
Frequency Range:	5.250-5.350 GHz	Band:	U-NII-2A
Limit Clause(s):	15.407 (a)(2) RSS-247 6.2.2.1	Test Method(s):	C63.10 12.4.2.4 C63.10 12.6
Additional Reference(s):	-		
Note(s):	DCCF was added to the spectrum analyser reference level offset.		

DUT Configuration			
Mode:	802.11ax HE20 RU52	Duty Cycle (%):	97.0
Modulation Coding Scheme:	MCS2x1	DCCF (dB):	0.13
Antenna Configuration:	SISO	Peak Antenna Gain (dBi):	6.40
Active Port(s):	B (Core 1)	Active Chain(s):	1

Test Frequency (MHz)	PSD (dBm / MHz)					Limit (dBm)	Margin (dB)
	A	B	C	D	∑		
5260 (RU52.37)	-	8.18	-	-	8.18	10.60	-2.42
5300 (RU52.37)	-	8.35	-	-	8.35	10.60	-2.25
5320 (RU52.40)	-	7.91	-	-	7.91	10.60	-2.69

Table 543 - FCC Maximum Power Spectral Density Results

Test Frequency (MHz)	PSD (dBm / MHz)					Limit (dBm)	Margin (dB)
	A	B	C	D	∑		
5260 (RU52.37)	-	8.18	-	-	8.18	11.00	-2.82
5300 (RU52.37)	-	8.35	-	-	8.35	11.00	-2.65
5320 (RU52.40)	-	7.91	-	-	7.91	11.00	-3.09

Table 544 - ISED Maximum Power Spectral Density Results

Test Configuration			
Frequency Range:	5.250-5.350 GHz	Band:	U-NII-2A
Limit Clause(s):	15.407 (a)(2) RSS-247 6.2.2.1	Test Method(s):	C63.10 12.4.2.4 C63.10 12.6
Additional Reference(s):	-		
Note(s):	DCCF was added to the spectrum analyser reference level offset.		

DUT Configuration			
Mode:	802.11ax HE20 RU106	Duty Cycle (%):	97.8
Modulation Coding Scheme:	MCS2x1	DCCF (dB):	0.10
Antenna Configuration:	SISO	Peak Antenna Gain (dBi):	6.40
Active Port(s):	B (Core 1)	Active Chain(s):	1

Test Frequency (MHz)	PSD (dBm / MHz)					Limit (dBm)	Margin (dB)
	A	B	C	D	∑		
5260 (RU106.53)	-	8.76	-	-	8.76	10.60	-1.84
5300 (RU106.53)	-	8.13	-	-	8.13	10.60	-2.47
5320 (RU106.54)	-	6.86	-	-	6.86	10.60	-3.74

Table 545 - FCC Maximum Power Spectral Density Results

Test Frequency (MHz)	PSD (dBm / MHz)					Limit (dBm)	Margin (dB)
	A	B	C	D	∑		
5260 (RU106.53)	-	8.76	-	-	8.76	11.00	-2.24
5300 (RU106.53)	-	8.13	-	-	8.13	11.00	-2.87
5320 (RU106.54)	-	6.86	-	-	6.86	11.00	-4.14

Table 546 - ISED Maximum Power Spectral Density Results

Test Configuration			
Frequency Range:	5.470-5.725 GHz	Band:	U-NII-2C
Limit Clause(s):	15.407 (a)(2) RSS-247 6.2.3.1	Test Method(s):	C63.10 12.4.2.4 C63.10 12.6
Additional Reference(s):	-		
Note(s):	DCCF was added to the spectrum analyser reference level offset.		

DUT Configuration			
Mode:	802.11ax HE20 RU52	Duty Cycle (%):	96.9
Modulation Coding Scheme:	MCS2x1	DCCF (dB):	0.14
Antenna Configuration:	SISO	Peak Antenna Gain (dBi):	5.60
Active Port(s):	B (Core 1)	Active Chain(s):	1

Test Frequency (MHz)	PSD (dBm / MHz)					Limit (dBm)	Margin (dB)
	A	B	C	D	∑		
5500 (RU52.37)	-	8.80	-	-	8.80	11.00	-2.20
5580 (RU52.37)	-	8.07	-	-	8.07	11.00	-2.93
5700 (RU52.40)	-	5.46	-	-	5.46	11.00	-5.54
5720 (RU52.39)	-	8.51	-	-	8.51	11.00	-2.49

Table 547 - Maximum Power Spectral Density Results

Test Configuration			
Frequency Range:	5.470-5.725 GHz	Band:	U-NII-2C
Limit Clause(s):	15.407 (a)(2) RSS-247 6.2.3.1	Test Method(s):	C63.10 12.4.2.4 C63.10 12.6
Additional Reference(s):	-		
Note(s):	DCCF was added to the spectrum analyser reference level offset.		

DUT Configuration			
Mode:	802.11ax HE20 RU106	Duty Cycle (%):	97.7
Modulation Coding Scheme:	MCS2x1	DCCF (dB):	0.10
Antenna Configuration:	SISO	Peak Antenna Gain (dBi):	5.60
Active Port(s):	B (Core 1)	Active Chain(s):	1

Test Frequency (MHz)	PSD (dBm / MHz)					Limit (dBm)	Margin (dB)
	A	B	C	D	∑		
5500 (RU106.53)	-	8.50	-	-	8.50	11.00	-2.50
5580 (RU106.53)	-	8.39	-	-	8.39	11.00	-2.61
5700 (RU106.54)	-	6.39	-	-	6.39	11.00	-4.61
5720 (RU106.53)	-	8.60	-	-	8.60	11.00	-2.40

Table 548 - Maximum Power Spectral Density Results

Test Configuration			
Frequency Range:	5.725-5.850 GHz	Band:	U-NII-3
Limit Clause(s):	15.407 (a)(3) RSS-247 6.2.4.1	Test Method(s):	C63.10 12.4.2.4 C63.10 12.6
Additional Reference(s):	-		
Note(s):	DCCF was added to the spectrum analyser reference level offset.		

DUT Configuration			
Mode:	802.11ax HE20 RU26	Duty Cycle (%):	97.1
Modulation Coding Scheme:	MCS2x1	DCCF (dB):	0.13
Antenna Configuration:	SISO	Peak Antenna Gain (dBi):	4.30
Active Port(s):	A (Core 0)	Active Chain(s):	0

Test Frequency (MHz)	PSD (dBm / 500 kHz)					Limit (dBm)	Margin (dB)
	A	B	C	D	∑		
5745 (RU26.0)	7.99	-	-	-	7.99	30.00	-22.01
5785 (RU26.0)	8.07	-	-	-	8.07	30.00	-21.93
5825 (RU26.8)	8.18	-	-	-	8.18	30.00	-21.82

Table 549 - Maximum Power Spectral Density Results

Test Configuration			
Frequency Range:	5.725-5.850 GHz	Band:	U-NII-3
Limit Clause(s):	15.407 (a)(3) RSS-247 6.2.4.1	Test Method(s):	C63.10 12.4.2.4 C63.10 12.6
Additional Reference(s):	-		
Note(s):	DCCF was added to the spectrum analyser reference level offset.		

DUT Configuration			
Mode:	802.11ax HE20 RU52	Duty Cycle (%):	97.0
Modulation Coding Scheme:	MCS2x1	DCCF (dB):	0.13
Antenna Configuration:	SISO	Peak Antenna Gain (dBi):	4.30
Active Port(s):	A (Core 0)	Active Chain(s):	0

Test Frequency (MHz)	PSD (dBm / 500 kHz)					Limit (dBm)	Margin (dB)
	A	B	C	D	∑		
5720 (RU52.40)	5.77	-	-	-	5.77	30.00	-24.23
5745 (RU52.37)	7.82	-	-	-	7.82	30.00	-22.18
5785 (RU52.37)	7.57	-	-	-	7.57	30.00	-22.43
5825 (RU52.40)	8.09	-	-	-	8.09	30.00	-21.91

Table 550 - Maximum Power Spectral Density Results

Test Configuration			
Frequency Range:	5.725-5.850 GHz	Band:	U-NII-3
Limit Clause(s):	15.407 (a)(3) RSS-247 6.2.4.1	Test Method(s):	C63.10 12.4.2.4 C63.10 12.6
Additional Reference(s):	-		
Note(s):	DCCF was added to the spectrum analyser reference level offset.		

DUT Configuration			
Mode:	802.11ax HE20 RU106	Duty Cycle (%):	97.8
Modulation Coding Scheme:	MCS2x1	DCCF (dB):	0.10
Antenna Configuration:	SISO	Peak Antenna Gain (dBi):	4.30
Active Port(s):	A (Core 0)	Active Chain(s):	0

Test Frequency (MHz)	PSD (dBm / 500 kHz)					Limit (dBm)	Margin (dB)
	A	B	C	D	∑		
5720 (RU106.54)	5.67	-	-	-	5.67	30.00	-24.33
5745 (RU106.53)	8.17	-	-	-	8.17	30.00	-21.83
5785 (RU106.53)	8.18	-	-	-	8.18	30.00	-21.82
5825 (RU106.54)	8.19	-	-	-	8.19	30.00	-21.81

Table 551 - Maximum Power Spectral Density Results

MIMO CDD

Test Configuration			
Frequency Range:	5.150-5.250 GHz	Band:	U-NII-1
Limit Clause(s):	15.407 (a)(1)(iv)	Test Method(s):	C63.10 12.4.2.4 C63.10 12.6
Additional Reference(s):	662911 D01 v02r01 F)2)f)(ii), 662911 D01 v02r01 E)2)b)		
Note(s):	DCCF was added to the spectrum analyser reference level offset.		

DUT Configuration			
Mode:	802.11n HT20	Duty Cycle (%):	97.0
Modulation Coding Scheme:	MCS2	DCCF (dB):	0.13
Antenna Configuration:	MIMO CDD	Peak Antenna Gain (dBi):	7.84
Active Port(s):	A+B (Core 0 + Core 1)	Active Chain(s):	0+1

Test Frequency (MHz)	PSD (dBm / MHz)					Limit (dBm)	Margin (dB)
	A	B	C	D	∑		
5180	3.84	4.15	-	-	7.01	9.16	-2.16
5220	3.74	3.86	-	-	6.81	9.16	-2.35
5240	3.84	3.97	-	-	6.91	9.16	-2.25

Table 552 - FCC Maximum Power Spectral Density Results

Test Configuration			
Frequency Range:	5.150-5.250 GHz	Band:	U-NII-1
Limit Clause(s):	15.407 (a)(1)(iv)	Test Method(s):	C63.10 12.4.2.4 C63.10 12.6
Additional Reference(s):	662911 D01 v02r01 F)2)f)(ii), 662911 D01 v02r01 E)2)b)		
Note(s):	DCCF was added to the spectrum analyser reference level offset.		

DUT Configuration			
Mode:	802.11n HT40	Duty Cycle (%):	94.4
Modulation Coding Scheme:	MCS2	DCCF (dB):	0.25
Antenna Configuration:	MIMO CDD	Peak Antenna Gain (dBi):	7.84
Active Port(s):	A+B (Core 0 + Core 1)	Active Chain(s):	0+1

Test Frequency (MHz)	PSD (dBm / MHz)					Limit (dBm)	Margin (dB)
	A	B	C	D	∑		
5190	1.64	1.93	-	-	4.80	9.16	-4.37
5230	3.32	3.72	-	-	6.53	9.16	-2.63

Table 553 - FCC Maximum Power Spectral Density Results

Test Configuration			
Frequency Range:	5.150-5.250 GHz	Band:	U-NII-1
Limit Clause(s):	15.407 (a)(1)(iv)	Test Method(s):	C63.10 12.4.2.4 C63.10 12.6
Additional Reference(s):	662911 D01 v02r01 F)2)f)(ii), 662911 D01 v02r01 E)2)b)		
Note(s):	DCCF was added to the spectrum analyser reference level offset.		

DUT Configuration			
Mode:	802.11ac VHT80	Duty Cycle (%):	90.8
Modulation Coding Scheme:	MCS2x1	DCCF (dB):	0.42
Antenna Configuration:	MIMO CDD	Peak Antenna Gain (dBi):	7.84
Active Port(s):	A+B (Core 0 + Core 1)	Active Chain(s):	0+1

Test Frequency (MHz)	PSD (dBm / MHz)					Limit (dBm)	Margin (dB)
	A	B	C	D	∑		
5210	-2.05	-2.01	-	-	0.98	9.16	-8.18

Table 554 - FCC Maximum Power Spectral Density Results

Test Configuration			
Frequency Range:	5.150-5.250 GHz	Band:	U-NII-1
Limit Clause(s):	15.407 (a)(1)(iv)	Test Method(s):	C63.10 12.4.2.4 C63.10 12.6
Additional Reference(s):	662911 D01 v02r01 F)2)f)(ii), 662911 D01 v02r01 E)2)b)		
Note(s):	DCCF was added to the spectrum analyser reference level offset.		

DUT Configuration			
Mode:	802.11ac VHT160	Duty Cycle (%):	85.3
Modulation Coding Scheme:	MCS2x1	DCCF (dB):	0.69
Antenna Configuration:	MIMO CDD	Peak Antenna Gain (dBi):	7.84
Active Port(s):	A+B (Core 0 + Core 1)	Active Chain(s):	0+1

Test Frequency (MHz)	PSD (dBm / MHz)					Limit (dBm)	Margin (dB)
	A	B	C	D	∑		
5250	-9.07	-9.26	-	-	-6.15	9.16	-15.32

Table 555 - FCC Maximum Power Spectral Density Results

Test Configuration			
Frequency Range:	5.150-5.250 GHz	Band:	U-NII-1
Limit Clause(s):	15.407 (a)(1)(iv)	Test Method(s):	C63.10 12.4.2.4 C63.10 12.6
Additional Reference(s):	662911 D01 v02r01 F)2)f)(ii), 662911 D01 v02r01 E)2)b)		
Note(s):	DCCF was added to the spectrum analyser reference level offset.		

DUT Configuration			
Mode:	802.11ax HE20 SU	Duty Cycle (%):	96.4
Modulation Coding Scheme:	MCS2x1	DCCF (dB):	0.16
Antenna Configuration:	MIMO CDD	Peak Antenna Gain (dBi):	7.84
Active Port(s):	A+B (Core 0 + Core 1)	Active Chain(s):	0+1

Test Frequency (MHz)	PSD (dBm / MHz)					Limit (dBm)	Margin (dB)
	A	B	C	D	∑		
5180	3.07	3.50	-	-	6.30	9.16	-2.87
5220	3.36	3.69	-	-	6.54	9.16	-2.63
5240	3.68	3.55	-	-	6.63	9.16	-2.53

Table 556 - FCC Maximum Power Spectral Density Results

Test Configuration			
Frequency Range:	5.150-5.250 GHz	Band:	U-NII-1
Limit Clause(s):	15.407 (a)(1)(iv)	Test Method(s):	C63.10 12.4.2.4 C63.10 12.6
Additional Reference(s):	662911 D01 v02r01 F)2)f)(ii), 662911 D01 v02r01 E)2)b)		
Note(s):	DCCF was added to the spectrum analyser reference level offset.		

DUT Configuration			
Mode:	802.11ax HE40 SU	Duty Cycle (%):	96.4
Modulation Coding Scheme:	MCS2x1	DCCF (dB):	0.16
Antenna Configuration:	MIMO CDD	Peak Antenna Gain (dBi):	7.84
Active Port(s):	A+B (Core 0 + Core 1)	Active Chain(s):	0+1

Test Frequency (MHz)	PSD (dBm / MHz)					Limit (dBm)	Margin (dB)
	A	B	C	D	∑		
5190	1.11	1.32	-	-	4.22	9.16	-4.94
5230	3.32	3.45	-	-	6.40	9.16	-2.77

Table 557 - FCC Maximum Power Spectral Density Results

Test Configuration			
Frequency Range:	5.150-5.250 GHz	Band:	U-NII-1
Limit Clause(s):	15.407 (a)(1)(iv)	Test Method(s):	C63.10 12.4.2.4 C63.10 12.6
Additional Reference(s):	662911 D01 v02r01 F)2)f)(ii), 662911 D01 v02r01 E)2)b)		
Note(s):	DCCF was added to the spectrum analyser reference level offset.		

DUT Configuration			
Mode:	802.11ax HE80 SU	Duty Cycle (%):	95.5
Modulation Coding Scheme:	MCS2x1	DCCF (dB):	0.20
Antenna Configuration:	MIMO CDD	Peak Antenna Gain (dBi):	7.84
Active Port(s):	A+B (Core 0 + Core 1)	Active Chain(s):	0+1

Test Frequency (MHz)	PSD (dBm / MHz)					Limit (dBm)	Margin (dB)
	A	B	C	D	∑		
5210	-2.57	-2.33	-	-	0.56	9.16	-8.60

Table 558 - FCC Maximum Power Spectral Density Results

Test Configuration			
Frequency Range:	5.150-5.250 GHz	Band:	U-NII-1
Limit Clause(s):	15.407 (a)(1)(iv)	Test Method(s):	C63.10 12.4.2.4 C63.10 12.6
Additional Reference(s):	662911 D01 v02r01 F)2)f)(ii), 662911 D01 v02r01 E)2)b)		
Note(s):	DCCF was added to the spectrum analyser reference level offset.		

DUT Configuration			
Mode:	802.11ax HE160 SU	Duty Cycle (%):	93.7
Modulation Coding Scheme:	MCS2x1	DCCF (dB):	0.28
Antenna Configuration:	MIMO CDD	Peak Antenna Gain (dBi):	7.84
Active Port(s):	A+B (Core 0 + Core 1)	Active Chain(s):	0+1

Test Frequency (MHz)	PSD (dBm / MHz)					Limit (dBm)	Margin (dB)
	A	B	C	D	∑		
5250	-9.79	-9.84	-	-	-6.81	9.16	-15.97

Table 559 - FCC Maximum Power Spectral Density Results

Test Configuration			
Frequency Range:	5.150-5.250 GHz	Band:	U-NII-1
Limit Clause(s):	RSS-247 6.2.1.1	Test Method(s):	C63.10 12.4.2.4 C63.10 12.6
Additional Reference(s):	662911 D01 v02r01 F)2)f)(ii), 662911 D01 v02r01 E)2)b)		
Note(s):	DCCF was added to the spectrum analyser reference level offset.		

DUT Configuration			
Mode:	802.11n HT20	Duty Cycle (%):	97.3
Modulation Coding Scheme:	MCS2	DCCF (dB):	0.12
Antenna Configuration:	MIMO CDD	Peak Antenna Gain (dBi):	7.84
Active Port(s):	A+B (Core 0 + Core 1)	Active Chain(s):	0+1

Test Frequency (MHz)	PSD (dBm / MHz)					Gain (dBi)	EIRP (dBm)	EIRP Limit (dBm)	EIRP Margin (dB)
	A	B	C	D	∑				
5180	-3.52	-3.34	-	-	-0.42	7.84	7.42	10.00	-2.58
5220	-3.39	-2.98	-	-	-0.17	7.84	7.67	10.00	-2.33
5240	-3.07	-3.13	-	-	-0.09	7.84	7.75	10.00	-2.25

Table 560 - ISED Maximum Power Spectral Density Results

Test Configuration			
Frequency Range:	5.150-5.250 GHz	Band:	U-NII-1
Limit Clause(s):	RSS-247 6.2.1.1	Test Method(s):	C63.10 12.4.2.4 C63.10 12.6
Additional Reference(s):	662911 D01 v02r01 F)2)f)(ii), 662911 D01 v02r01 E)2)b)		
Note(s):	DCCF was added to the spectrum analyser reference level offset.		

DUT Configuration			
Mode:	802.11n HT40	Duty Cycle (%):	94.8
Modulation Coding Scheme:	MCS2	DCCF (dB):	0.23
Antenna Configuration:	MIMO CDD	Peak Antenna Gain (dBi):	7.84
Active Port(s):	A+B (Core 0 + Core 1)	Active Chain(s):	0+1

Test Frequency (MHz)	PSD (dBm / MHz)					Gain (dBi)	EIRP (dBm)	EIRP Limit (dBm)	EIRP Margin (dB)
	A	B	C	D	∑				
5190	-3.52	-3.54	-	-	-0.52	7.84	7.32	10.00	-2.68
5230	-3.22	-3.59	-	-	-0.39	7.84	7.44	10.00	-2.56

Table 561 - ISED Maximum Power Spectral Density Results

Test Configuration			
Frequency Range:	5.150-5.250 GHz	Band:	U-NII-1
Limit Clause(s):	RSS-247 6.2.1.1	Test Method(s):	C63.10 12.4.2.4 C63.10 12.6
Additional Reference(s):	662911 D01 v02r01 F)2)f)(ii), 662911 D01 v02r01 E)2)b)		
Note(s):	DCCF was added to the spectrum analyser reference level offset.		

DUT Configuration			
Mode:	802.11ac VHT80	Duty Cycle (%):	90.6
Modulation Coding Scheme:	MCS2x1	DCCF (dB):	0.43
Antenna Configuration:	MIMO CDD	Peak Antenna Gain (dBi):	7.84
Active Port(s):	A+B (Core 0 + Core 1)	Active Chain(s):	0+1

Test Frequency (MHz)	PSD (dBm / MHz)					Gain (dBi)	EIRP (dBm)	EIRP Limit (dBm)	EIRP Margin (dB)
	A	B	C	D	∑				
5210	-3.51	-3.02	-	-	-0.25	7.84	7.59	10.00	-2.41

Table 562 - ISED Maximum Power Spectral Density Results

Test Configuration			
Frequency Range:	5.150-5.250 GHz	Band:	U-NII-1
Limit Clause(s):	RSS-247 6.2.1.1	Test Method(s):	C63.10 12.4.2.4 C63.10 12.6
Additional Reference(s):	662911 D01 v02r01 F)2)f)(ii), 662911 D01 v02r01 E)2)b)		
Note(s):	DCCF was added to the spectrum analyser reference level offset.		

DUT Configuration			
Mode:	802.11ac VHT160	Duty Cycle (%):	85.3
Modulation Coding Scheme:	MCS2x1	DCCF (dB):	0.69
Antenna Configuration:	MIMO CDD	Peak Antenna Gain (dBi):	7.84
Active Port(s):	A+B (Core 0 + Core 1)	Active Chain(s):	0+1

Test Frequency (MHz)	PSD (dBm / MHz)					Gain (dBi)	EIRP (dBm)	EIRP Limit (dBm)	EIRP Margin (dB)
	A	B	C	D	∑				
5250	-8.98	-9.06	-	-	-6.01	7.84	1.83	10.00	-8.17

Table 563 - ISED Maximum Power Spectral Density Results

Test Configuration			
Frequency Range:	5.150-5.250 GHz	Band:	U-NII-1
Limit Clause(s):	RSS-247 6.2.1.1	Test Method(s):	C63.10 12.4.2.4 C63.10 12.6
Additional Reference(s):	662911 D01 v02r01 F)2)f)(ii), 662911 D01 v02r01 E)2)b)		
Note(s):	DCCF was added to the spectrum analyser reference level offset.		

DUT Configuration			
Mode:	802.11ax HE20 SU	Duty Cycle (%):	96.5
Modulation Coding Scheme:	MCS2x1	DCCF (dB):	0.16
Antenna Configuration:	MIMO CDD	Peak Antenna Gain (dBi):	7.84
Active Port(s):	A+B (Core 0 + Core 1)	Active Chain(s):	0+1

Test Frequency (MHz)	PSD (dBm / MHz)					Gain (dBi)	EIRP (dBm)	EIRP Limit (dBm)	EIRP Margin (dB)
	A	B	C	D	∑				
5180	-3.61	-3.47	-	-	-0.53	7.84	7.30	10.00	-2.70
5220	-3.55	-3.33	-	-	-0.43	7.84	7.41	10.00	-2.59
5240	-3.37	-3.24	-	-	-0.29	7.84	7.54	10.00	-2.46

Table 564 - ISED Maximum Power Spectral Density Results

Test Configuration			
Frequency Range:	5.150-5.250 GHz	Band:	U-NII-1
Limit Clause(s):	RSS-247 6.2.1.1	Test Method(s):	C63.10 12.4.2.4 C63.10 12.6
Additional Reference(s):	662911 D01 v02r01 F)2)f)(ii), 662911 D01 v02r01 E)2)b)		
Note(s):	DCCF was added to the spectrum analyser reference level offset.		

DUT Configuration			
Mode:	802.11ax HE40 SU	Duty Cycle (%):	96.4
Modulation Coding Scheme:	MCS2x1	DCCF (dB):	0.16
Antenna Configuration:	MIMO CDD	Peak Antenna Gain (dBi):	7.84
Active Port(s):	A+B (Core 0 + Core 1)	Active Chain(s):	0+1

Test Frequency (MHz)	PSD (dBm / MHz)					Gain (dBi)	EIRP (dBm)	EIRP Limit (dBm)	EIRP Margin (dB)
	A	B	C	D	∑				
5190	-3.66	-3.18	-	-	-0.40	7.84	7.44	10.00	-2.56
5230	-3.56	-3.61	-	-	-0.58	7.84	7.26	10.00	-2.74

Table 565 - ISED Maximum Power Spectral Density Results

Test Configuration			
Frequency Range:	5.150-5.250 GHz	Band:	U-NII-1
Limit Clause(s):	RSS-247 6.2.1.1	Test Method(s):	C63.10 12.4.2.4 C63.10 12.6
Additional Reference(s):	662911 D01 v02r01 F)2)f)(ii), 662911 D01 v02r01 E)2)b)		
Note(s):	DCCF was added to the spectrum analyser reference level offset.		

DUT Configuration			
Mode:	802.11ax HE80 SU	Duty Cycle (%):	96.2
Modulation Coding Scheme:	MCS2x1	DCCF (dB):	0.17
Antenna Configuration:	MIMO CDD	Peak Antenna Gain (dBi):	7.84
Active Port(s):	A+B (Core 0 + Core 1)	Active Chain(s):	0+1

Test Frequency (MHz)	PSD (dBm / MHz)					Gain (dBi)	EIRP (dBm)	EIRP Limit (dBm)	EIRP Margin (dB)
	A	B	C	D	∑				
5210	-3.30	-2.84	-	-	-0.06	7.84	7.78	10.00	-2.22

Table 566 - ISED Maximum Power Spectral Density Results

Test Configuration			
Frequency Range:	5.150-5.250 GHz	Band:	U-NII-1
Limit Clause(s):	RSS-247 6.2.1.1	Test Method(s):	C63.10 12.4.2.4 C63.10 12.6
Additional Reference(s):	662911 D01 v02r01 F)2)f)(ii), 662911 D01 v02r01 E)2)b)		
Note(s):	DCCF was added to the spectrum analyser reference level offset.		

DUT Configuration			
Mode:	802.11ax HE160 SU	Duty Cycle (%):	93.3
Modulation Coding Scheme:	MCS2x1	DCCF (dB):	0.30
Antenna Configuration:	MIMO CDD	Peak Antenna Gain (dBi):	7.84
Active Port(s):	A+B (Core 0 + Core 1)	Active Chain(s):	0+1

Test Frequency (MHz)	PSD (dBm / MHz)					Gain (dBi)	EIRP (dBm)	EIRP Limit (dBm)	EIRP Margin (dB)
	A	B	C	D	∑				
5250	-9.36	-9.62	-	-	-6.48	7.84	1.36	10.00	-8.64

Table 567 - ISED Maximum Power Spectral Density Results

Test Configuration			
Frequency Range:	5.250-5.350 GHz	Band:	U-NII-2A
Limit Clause(s):	15.407 (a)(2) RSS-247 6.2.2.1	Test Method(s):	C63.10 12.4.2.4 C63.10 12.6
Additional Reference(s):	662911 D01 v02r01 F)2)f)(ii), 662911 D01 v02r01 E)2)b)		
Note(s):	DCCF was added to the spectrum analyser reference level offset.		

DUT Configuration			
Mode:	802.11n HT20	Duty Cycle (%):	96.5
Modulation Coding Scheme:	MCS2	DCCF (dB):	0.16
Antenna Configuration:	MIMO CDD	Peak Antenna Gain (dBi):	8.56
Active Port(s):	A+B (Core 0 + Core 1)	Active Chain(s):	0+1

Test Frequency (MHz)	PSD (dBm / MHz)					Limit (dBm)	Margin (dB)
	A	B	C	D	∑		
5260	3.32	3.26	-	-	6.30	8.44	-2.14
5300	3.60	2.52	-	-	6.10	8.44	-2.34
5320	3.61	2.40	-	-	6.06	8.44	-2.38

Table 568 - FCC Maximum Power Spectral Density Results

Test Frequency (MHz)	PSD (dBm / MHz)					Limit (dBm)	Margin (dB)
	A	B	C	D	∑		
5260	3.32	3.26	-	-	6.30	11.00	-4.70
5300	3.60	2.52	-	-	6.10	11.00	-4.90
5320	3.61	2.40	-	-	6.06	11.00	-4.94

Table 569 - ISED Maximum Power Spectral Density Results

Test Configuration			
Frequency Range:	5.250-5.350 GHz	Band:	U-NII-2A
Limit Clause(s):	15.407 (a)(2) RSS-247 6.2.2.1	Test Method(s):	C63.10 12.4.2.4 C63.10 12.6
Additional Reference(s):	662911 D01 v02r01 F)2)f)(ii), 662911 D01 v02r01 E)2)b)		
Note(s):	DCCF was added to the spectrum analyser reference level offset.		

DUT Configuration			
Mode:	802.11n HT40	Duty Cycle (%):	93.8
Modulation Coding Scheme:	MCS2	DCCF (dB):	0.28
Antenna Configuration:	MIMO CDD	Peak Antenna Gain (dBi):	8.56
Active Port(s):	A+B (Core 0 + Core 1)	Active Chain(s):	0+1

Test Frequency (MHz)	PSD (dBm / MHz)					Limit (dBm)	Margin (dB)
	A	B	C	D	∑		
5270	3.06	2.35	-	-	5.73	8.44	-2.71
5310	1.28	0.10	-	-	3.74	8.44	-4.70

Table 570 - FCC Maximum Power Spectral Density Results

Test Frequency (MHz)	PSD (dBm / MHz)					Limit (dBm)	Margin (dB)
	A	B	C	D	∑		
5270	3.06	2.35	-	-	5.73	11.00	-5.27
5310	1.28	0.10	-	-	3.74	11.00	-7.26

Table 571 - ISED Maximum Power Spectral Density Results

Test Configuration			
Frequency Range:	5.250-5.350 GHz	Band:	U-NII-2A
Limit Clause(s):	15.407 (a)(2) RSS-247 6.2.2.1	Test Method(s):	C63.10 12.4.2.4 C63.10 12.6
Additional Reference(s):	662911 D01 v02r01 F)2)f)(ii), 662911 D01 v02r01 E)2)b)		
Note(s):	DCCF was added to the spectrum analyser reference level offset.		

DUT Configuration			
Mode:	802.11ac VHT80	Duty Cycle (%):	89.0
Modulation Coding Scheme:	MCS2x1	DCCF (dB):	0.51
Antenna Configuration:	MIMO CDD	Peak Antenna Gain (dBi):	8.56
Active Port(s):	A+B (Core 0 + Core 1)	Active Chain(s):	0+1

Test Frequency (MHz)	PSD (dBm / MHz)					Limit (dBm)	Margin (dB)
	A	B	C	D	∑		
5290	-2.27	-2.94	-	-	0.41	8.44	-8.03

Table 572 - FCC Maximum Power Spectral Density Results

Test Frequency (MHz)	PSD (dBm / MHz)					Limit (dBm)	Margin (dB)
	A	B	C	D	∑		
5290	-2.27	-2.94	-	-	0.41	11.00	-10.59

Table 573 - ISED Maximum Power Spectral Density Results

Test Configuration			
Frequency Range:	5.250-5.350 GHz	Band:	U-NII-2A
Limit Clause(s):	15.407 (a)(2) RSS-247 6.2.2.1	Test Method(s):	C63.10 12.4.2.4 C63.10 12.6
Additional Reference(s):	662911 D01 v02r01 F)2)f)(ii), 662911 D01 v02r01 E)2)b)		
Note(s):	DCCF was added to the spectrum analyser reference level offset.		

DUT Configuration			
Mode:	802.11ac VHT160	Duty Cycle (%):	85.3
Modulation Coding Scheme:	MCS2x1	DCCF (dB):	0.69
Antenna Configuration:	MIMO CDD	Peak Antenna Gain (dBi):	8.56
Active Port(s):	A+B (Core 0 + Core 1)	Active Chain(s):	0+1

Test Frequency (MHz)	PSD (dBm / MHz)					Limit (dBm)	Margin (dB)
	A	B	C	D	∑		
5250	-8.31	-8.75	-	-	-5.51	8.44	-13.95

Table 574 - FCC Maximum Power Spectral Density Results

Test Frequency (MHz)	PSD (dBm / MHz)					Limit (dBm)	Margin (dB)
	A	B	C	D	∑		
5250	-8.67	-8.74	-	-	-5.69	11.00	-16.69

Table 575 - ISED Maximum Power Spectral Density Results

Test Configuration			
Frequency Range:	5.250-5.350 GHz	Band:	U-NII-2A
Limit Clause(s):	15.407 (a)(2) RSS-247 6.2.2.1	Test Method(s):	C63.10 12.4.2.4 C63.10 12.6
Additional Reference(s):	662911 D01 v02r01 F)2)f)(ii), 662911 D01 v02r01 E)2)b)		
Note(s):	DCCF was added to the spectrum analyser reference level offset.		

DUT Configuration			
Mode:	802.11ax HE20 SU	Duty Cycle (%):	95.8
Modulation Coding Scheme:	MCS2x1	DCCF (dB):	0.18
Antenna Configuration:	MIMO CDD	Peak Antenna Gain (dBi):	8.56
Active Port(s):	A+B (Core 0 + Core 1)	Active Chain(s):	0+1

Test Frequency (MHz)	PSD (dBm / MHz)					Limit (dBm)	Margin (dB)
	A	B	C	D	∑		
5260	3.10	2.60	-	-	5.87	8.44	-2.57
5300	3.22	1.98	-	-	5.66	8.44	-2.78
5320	2.99	1.70	-	-	5.40	8.44	-3.04

Table 576 - FCC Maximum Power Spectral Density Results

Test Frequency (MHz)	PSD (dBm / MHz)					Limit (dBm)	Margin (dB)
	A	B	C	D	∑		
5260	3.10	2.60	-	-	5.87	11.00	-5.13
5300	3.22	1.98	-	-	5.66	11.00	-5.34
5320	2.99	1.70	-	-	5.40	11.00	-5.60

Table 577 - ISED Maximum Power Spectral Density Results

Test Configuration			
Frequency Range:	5.250-5.350 GHz	Band:	U-NII-2A
Limit Clause(s):	15.407 (a)(2) RSS-247 6.2.2.1	Test Method(s):	C63.10 12.4.2.4 C63.10 12.6
Additional Reference(s):	662911 D01 v02r01 F)2)f)(ii), 662911 D01 v02r01 E)2)b)		
Note(s):	DCCF was added to the spectrum analyser reference level offset.		

DUT Configuration			
Mode:	802.11ax HE40 SU	Duty Cycle (%):	95.8
Modulation Coding Scheme:	MCS2x1	DCCF (dB):	0.19
Antenna Configuration:	MIMO CDD	Peak Antenna Gain (dBi):	8.56
Active Port(s):	A+B (Core 0 + Core 1)	Active Chain(s):	0+1

Test Frequency (MHz)	PSD (dBm / MHz)					Limit (dBm)	Margin (dB)
	A	B	C	D	∑		
5270	2.97	2.09	-	-	5.57	8.44	-2.87
5310	0.40	-0.88	-	-	2.82	8.44	-5.62

Table 578 - FCC Maximum Power Spectral Density Results

Test Frequency (MHz)	PSD (dBm / MHz)					Limit (dBm)	Margin (dB)
	A	B	C	D	∑		
5270	2.97	2.09	-	-	5.57	11.00	-5.43
5310	0.40	-0.88	-	-	2.82	11.00	-8.18

Table 579 - ISED Maximum Power Spectral Density Results

Test Configuration			
Frequency Range:	5.250-5.350 GHz	Band:	U-NII-2A
Limit Clause(s):	15.407 (a)(2) RSS-247 6.2.2.1	Test Method(s):	C63.10 12.4.2.4 C63.10 12.6
Additional Reference(s):	662911 D01 v02r01 F)2)f)(ii), 662911 D01 v02r01 E)2)b)		
Note(s):	DCCF was added to the spectrum analyser reference level offset.		

DUT Configuration			
Mode:	802.11ax HE80 SU	Duty Cycle (%):	95.5
Modulation Coding Scheme:	MCS2x1	DCCF (dB):	0.20
Antenna Configuration:	MIMO CDD	Peak Antenna Gain (dBi):	8.56
Active Port(s):	A+B (Core 0 + Core 1)	Active Chain(s):	0+1

Test Frequency (MHz)	PSD (dBm / MHz)					Limit (dBm)	Margin (dB)
	A	B	C	D	∑		
5290	-3.21	-3.89	-	-	-0.53	8.44	-8.97

Table 580 - FCC Maximum Power Spectral Density Results

Test Frequency (MHz)	PSD (dBm / MHz)					Limit (dBm)	Margin (dB)
	A	B	C	D	∑		
5290	-3.21	-3.89	-	-	-0.53	11.00	-11.53

Table 581 - ISED Maximum Power Spectral Density Results

Test Configuration			
Frequency Range:	5.250-5.350 GHz	Band:	U-NII-2A
Limit Clause(s):	15.407 (a)(2) RSS-247 6.2.2.1	Test Method(s):	C63.10 12.4.2.4 C63.10 12.6
Additional Reference(s):	662911 D01 v02r01 F)2)f)(ii), 662911 D01 v02r01 E)2)b)		
Note(s):	DCCF was added to the spectrum analyser reference level offset.		

DUT Configuration			
Mode:	802.11ax HE160 SU	Duty Cycle (%):	93.7
Modulation Coding Scheme:	MCS2x1	DCCF (dB):	0.28
Antenna Configuration:	MIMO CDD	Peak Antenna Gain (dBi):	8.56
Active Port(s):	A+B (Core 0 + Core 1)	Active Chain(s):	0+1

Test Frequency (MHz)	PSD (dBm / MHz)					Limit (dBm)	Margin (dB)
	A	B	C	D	∑		
5250	-9.39	-9.49	-	-	-6.43	8.44	-14.87

Table 582 - FCC Maximum Power Spectral Density Results

Test Frequency (MHz)	PSD (dBm / MHz)					Limit (dBm)	Margin (dB)
	A	B	C	D	∑		
5250	-9.09	-9.44	-	-	-6.25	11.00	-17.25

Table 583 - ISED Maximum Power Spectral Density Results

Test Configuration			
Frequency Range:	5.470-5.725 GHz	Band:	U-NII-2C
Limit Clause(s):	15.407 (a)(2) RSS-247 6.2.3.1	Test Method(s):	C63.10 12.4.2.4 C63.10 12.6
Additional Reference(s):	662911 D01 v02r01 F)2)f)(ii), 662911 D01 v02r01 E)2)b)		
Note(s):	DCCF was added to the spectrum analyser reference level offset.		

DUT Configuration			
Mode:	802.11n HT20	Duty Cycle (%):	96.4
Modulation Coding Scheme:	MCS2	DCCF (dB):	0.16
Antenna Configuration:	MIMO CDD	Peak Antenna Gain (dBi):	7.94
Active Port(s):	A+B (Core 0 + Core 1)	Active Chain(s):	0+1

Test Frequency (MHz)	PSD (dBm / MHz)					Limit (dBm)	Margin (dB)
	A	B	C	D	∑		
5500	3.88	2.32	-	-	6.18	9.06	-2.88
5600	4.11	2.66	-	-	6.45	9.06	-2.61
5700	3.92	2.65	-	-	6.34	9.06	-2.72
5720	4.11	3.08	-	-	6.64	9.06	-2.42

Table 584 - FCC Maximum Power Spectral Density Results

Test Frequency (MHz)	PSD (dBm / MHz)					Limit (dBm)	Margin (dB)
	A	B	C	D	∑		
5500	3.88	2.32	-	-	6.18	11.00	-4.82
5580	3.70	2.77	-	-	6.27	11.00	-4.73
5700	3.92	2.65	-	-	6.34	11.00	-4.66
5720	4.11	3.08	-	-	6.64	11.00	-4.36

Table 585 - ISED Maximum Power Spectral Density Results

Test Configuration			
Frequency Range:	5.470-5.725 GHz	Band:	U-NII-2C
Limit Clause(s):	15.407 (a)(2) RSS-247 6.2.3.1	Test Method(s):	C63.10 12.4.2.4 C63.10 12.6
Additional Reference(s):	662911 D01 v02r01 F)2)f)(ii), 662911 D01 v02r01 E)2)b)		
Note(s):	DCCF was added to the spectrum analyser reference level offset.		

DUT Configuration			
Mode:	802.11n HT40	Duty Cycle (%):	93.7
Modulation Coding Scheme:	MCS2	DCCF (dB):	0.28
Antenna Configuration:	MIMO CDD	Peak Antenna Gain (dBi):	7.94
Active Port(s):	A+B (Core 0 + Core 1)	Active Chain(s):	0+1

Test Frequency (MHz)	PSD (dBm / MHz)					Limit (dBm)	Margin (dB)
	A	B	C	D	∑		
5510	1.17	-0.29	-	-	3.51	9.06	-5.55
5590	3.72	2.19	-	-	6.03	9.06	-3.03
5670	3.18	1.80	-	-	5.55	9.06	-3.51
5710	3.25	2.34	-	-	5.83	9.06	-3.23

Table 586 - FCC Maximum Power Spectral Density Results

Test Frequency (MHz)	PSD (dBm / MHz)					Limit (dBm)	Margin (dB)
	A	B	C	D	∑		
5510	1.17	-0.29	-	-	3.51	11.00	-7.49
5550	3.51	2.93	-	-	6.24	11.00	-4.76
5670	3.18	1.80	-	-	5.55	11.00	-5.45
5710	3.25	2.34	-	-	5.83	11.00	-5.17

Table 587 - ISED Maximum Power Spectral Density Results

Test Configuration			
Frequency Range:	5.470-5.725 GHz	Band:	U-NII-2C
Limit Clause(s):	15.407 (a)(2) RSS-247 6.2.3.1	Test Method(s):	C63.10 12.4.2.4 C63.10 12.6
Additional Reference(s):	662911 D01 v02r01 F)2)f)(ii), 662911 D01 v02r01 E)2)b)		
Note(s):	DCCF was added to the spectrum analyser reference level offset.		

DUT Configuration			
Mode:	802.11ac VHT80	Duty Cycle (%):	88.6
Modulation Coding Scheme:	MCS2x1	DCCF (dB):	0.53
Antenna Configuration:	MIMO CDD	Peak Antenna Gain (dBi):	7.94
Active Port(s):	A+B (Core 0 + Core 1)	Active Chain(s):	0+1

Test Frequency (MHz)	PSD (dBm / MHz)					Limit (dBm)	Margin (dB)
	A	B	C	D	∑		
5530	-1.69	-3.35	-	-	0.57	9.06	-8.49
5610	3.03	1.86	-	-	5.49	9.06	-3.57
5690	3.54	2.09	-	-	5.89	9.06	-3.17

Table 588 - FCC Maximum Power Spectral Density Results

Test Frequency (MHz)	PSD (dBm / MHz)					Limit (dBm)	Margin (dB)
	A	B	C	D	∑		
5530	-1.69	-3.35	-	-	0.57	11.00	-10.43
5690	3.54	2.09	-	-	5.89	11.00	-5.11

Table 589 - ISED Maximum Power Spectral Density Results

Test Configuration			
Frequency Range:	5.470-5.725 GHz	Band:	U-NII-2C
Limit Clause(s):	15.407 (a)(2)	Test Method(s):	C63.10 12.4.2.4 C63.10 12.6
Additional Reference(s):	662911 D01 v02r01 F)2)f)(ii), 662911 D01 v02r01 E)2)b)		
Note(s):	DCCF was added to the spectrum analyser reference level offset.		

DUT Configuration			
Mode:	802.11ac VHT160	Duty Cycle (%):	84.0
Modulation Coding Scheme:	MCS2x1	DCCF (dB):	0.76
Antenna Configuration:	MIMO CDD	Peak Antenna Gain (dBi):	7.94
Active Port(s):	A+B (Core 0 + Core 1)	Active Chain(s):	0+1

Test Frequency (MHz)	PSD (dBm / MHz)					Limit (dBm)	Margin (dB)
	A	B	C	D	∑		
5570	-5.51	-6.96	-	-	-3.16	9.06	-12.22

Table 590 - FCC Maximum Power Spectral Density Results

Test Configuration			
Frequency Range:	5.470-5.725 GHz	Band:	U-NII-2C
Limit Clause(s):	15.407 (a)(2) RSS-247 6.2.3.1	Test Method(s):	C63.10 12.4.2.4 C63.10 12.6
Additional Reference(s):	662911 D01 v02r01 F)2)f)(ii), 662911 D01 v02r01 E)2)b)		
Note(s):	DCCF was added to the spectrum analyser reference level offset.		

DUT Configuration			
Mode:	802.11ax HE20 SU	Duty Cycle (%):	95.6
Modulation Coding Scheme:	MCS2x1	DCCF (dB):	0.19
Antenna Configuration:	MIMO CDD	Peak Antenna Gain (dBi):	7.94
Active Port(s):	A+B (Core 0 + Core 1)	Active Chain(s):	0+1

Test Frequency (MHz)	PSD (dBm / MHz)					Limit (dBm)	Margin (dB)
	A	B	C	D	∑		
5500	3.78	2.07	-	-	6.02	9.06	-3.04
5600	3.78	2.14	-	-	6.05	9.06	-3.01
5700	3.51	1.75	-	-	5.73	9.06	-3.33
5720	3.40	2.60	-	-	6.03	9.06	-3.03

Table 591 - FCC Maximum Power Spectral Density Results

Test Frequency (MHz)	PSD (dBm / MHz)					Limit (dBm)	Margin (dB)
	A	B	C	D	∑		
5500	3.78	2.07	-	-	6.02	11.00	-4.98
5580	3.49	2.28	-	-	5.94	11.00	-5.06
5700	3.51	1.75	-	-	5.73	11.00	-5.27
5720	3.40	2.60	-	-	6.03	11.00	-4.97

Table 592 - ISED Maximum Power Spectral Density Results

Test Configuration			
Frequency Range:	5.470-5.725 GHz	Band:	U-NII-2C
Limit Clause(s):	15.407 (a)(2) RSS-247 6.2.3.1	Test Method(s):	C63.10 12.4.2.4 C63.10 12.6
Additional Reference(s):	662911 D01 v02r01 F)2)f)(ii), 662911 D01 v02r01 E)2)b)		
Note(s):	DCCF was added to the spectrum analyser reference level offset.		

DUT Configuration			
Mode:	802.11ax HE40 SU	Duty Cycle (%):	95.7
Modulation Coding Scheme:	MCS2x1	DCCF (dB):	0.19
Antenna Configuration:	MIMO CDD	Peak Antenna Gain (dBi):	7.94
Active Port(s):	A+B (Core 0 + Core 1)	Active Chain(s):	0+1

Test Frequency (MHz)	PSD (dBm / MHz)					Limit (dBm)	Margin (dB)
	A	B	C	D	∑		
5510	1.74	-0.01	-	-	3.96	9.06	-5.10
5590	3.26	1.97	-	-	5.67	9.06	-3.39
5670	2.90	1.70	-	-	5.35	9.06	-3.71
5710	2.98	2.26	-	-	5.65	9.06	-3.41

Table 593 - FCC Maximum Power Spectral Density Results

Test Frequency (MHz)	PSD (dBm / MHz)					Limit (dBm)	Margin (dB)
	A	B	C	D	∑		
5510	1.74	-0.01	-	-	3.96	11.00	-7.04
5550	3.43	2.67	-	-	6.08	11.00	-4.92
5670	2.90	1.70	-	-	5.35	11.00	-5.65
5710	2.98	2.26	-	-	5.65	11.00	-5.35

Table 594 - ISED Maximum Power Spectral Density Results

Test Configuration			
Frequency Range:	5.470-5.725 GHz	Band:	U-NII-2C
Limit Clause(s):	15.407 (a)(2) RSS-247 6.2.3.1	Test Method(s):	C63.10 12.4.2.4 C63.10 12.6
Additional Reference(s):	662911 D01 v02r01 F)2)f)(ii), 662911 D01 v02r01 E)2)b)		
Note(s):	DCCF was added to the spectrum analyser reference level offset.		

DUT Configuration			
Mode:	802.11ax HE80 SU	Duty Cycle (%):	95.3
Modulation Coding Scheme:	MCS2x1	DCCF (dB):	0.21
Antenna Configuration:	MIMO CDD	Peak Antenna Gain (dBi):	7.94
Active Port(s):	A+B (Core 0 + Core 1)	Active Chain(s):	0+1

Test Frequency (MHz)	PSD (dBm / MHz)					Limit (dBm)	Margin (dB)
	A	B	C	D	∑		
5530	-2.34	-4.07	-	-	-0.11	9.06	-9.17
5610	2.60	1.51	-	-	5.10	9.06	-3.96
5690	3.34	1.75	-	-	5.63	9.06	-3.43

Table 595 - FCC Maximum Power Spectral Density Results

Test Frequency (MHz)	PSD (dBm / MHz)					Limit (dBm)	Margin (dB)
	A	B	C	D	∑		
5530	-2.34	-4.07	-	-	-0.11	11.00	-11.11
5690	3.34	1.75	-	-	5.63	11.00	-5.37

Table 596 - ISED Maximum Power Spectral Density Results

Test Configuration			
Frequency Range:	5.470-5.725 GHz	Band:	U-NII-2C
Limit Clause(s):	15.407 (a)(2) RSS-247 6.2.3.1	Test Method(s):	C63.10 12.4.2.4 C63.10 12.6
Additional Reference(s):	662911 D01 v02r01 F)2)f)(ii), 662911 D01 v02r01 E)2)b)		
Note(s):	DCCF was added to the spectrum analyser reference level offset.		

DUT Configuration			
Mode:	802.11ax HE160 SU	Duty Cycle (%):	92.7
Modulation Coding Scheme:	MCS2x1	DCCF (dB):	0.33
Antenna Configuration:	MIMO CDD	Peak Antenna Gain (dBi):	7.94
Active Port(s):	A+B (Core 0 + Core 1)	Active Chain(s):	0+1

Test Frequency (MHz)	PSD (dBm / MHz)					Limit (dBm)	Margin (dB)
	A	B	C	D	∑		
5570	-6.78	-7.67	-	-	-4.19	9.06	-13.25

Table 597 - FCC Maximum Power Spectral Density Results

Test Configuration			
Frequency Range:	5.725-5.850 GHz	Band:	U-NII-3
Limit Clause(s):	15.407 (a)(3) RSS-247 6.2.4.1	Test Method(s):	C63.10 12.4.2.4 C63.10 12.6
Additional Reference(s):	662911 D01 v02r01 F)2)f)(ii), 662911 D01 v02r01 E)2)b)		
Note(s):	DCCF was added to the spectrum analyser reference level offset.		

DUT Configuration			
Mode:	802.11n HT20	Duty Cycle (%):	96.6
Modulation Coding Scheme:	MCS2	DCCF (dB):	0.15
Antenna Configuration:	MIMO CDD	Peak Antenna Gain (dBi):	7.21
Active Port(s):	A+B (Core 0 + Core 1)	Active Chain(s):	0+1

Test Frequency (MHz)	PSD (dBm / 500 kHz)					Limit (dBm)	Margin (dB)
	A	B	C	D	∑		
5720	-0.88	-1.85	-	-	1.67	28.79	-27.12
5745	8.44	7.51	-	-	11.01	28.79	-17.78
5785	8.35	7.67	-	-	11.04	28.79	-17.75
5825	8.42	8.00	-	-	11.23	28.79	-17.56

Table 598 - Maximum Power Spectral Density Results

Test Configuration			
Frequency Range:	5.725-5.850 GHz	Band:	U-NII-3
Limit Clause(s):	15.407 (a)(3) RSS-247 6.2.4.1	Test Method(s):	C63.10 12.4.2.4 C63.10 12.6
Additional Reference(s):	662911 D01 v02r01 F)2)f)(ii), 662911 D01 v02r01 E)2)b)		
Note(s):	DCCF was added to the spectrum analyser reference level offset.		

DUT Configuration			
Mode:	802.11n HT40	Duty Cycle (%):	93.9
Modulation Coding Scheme:	MCS2	DCCF (dB):	0.27
Antenna Configuration:	MIMO CDD	Peak Antenna Gain (dBi):	7.21
Active Port(s):	A+B (Core 0 + Core 1)	Active Chain(s):	0+1

Test Frequency (MHz)	PSD (dBm / 500 kHz)					Limit (dBm)	Margin (dB)
	A	B	C	D	∑		
5710	-2.64	-3.84	-	-	-0.18	28.79	-28.97
5755	5.75	4.63	-	-	8.24	28.79	-20.55
5795	5.35	4.70	-	-	8.05	28.79	-20.74

Table 599 - Maximum Power Spectral Density Results

Test Configuration			
Frequency Range:	5.725-5.850 GHz	Band:	U-NII-3
Limit Clause(s):	15.407 (a)(3) RSS-247 6.2.4.1	Test Method(s):	C63.10 12.4.2.4 C63.10 12.6
Additional Reference(s):	662911 D01 v02r01 F)2)f)(ii), 662911 D01 v02r01 E)2)b)		
Note(s):	DCCF was added to the spectrum analyser reference level offset.		

DUT Configuration			
Mode:	802.11ac VHT80	Duty Cycle (%):	89.2
Modulation Coding Scheme:	MCS2x1	DCCF (dB):	0.50
Antenna Configuration:	MIMO CDD	Peak Antenna Gain (dBi):	7.21
Active Port(s):	A+B (Core 0 + Core 1)	Active Chain(s):	0+1

Test Frequency (MHz)	PSD (dBm / 500 kHz)					Limit (dBm)	Margin (dB)
	A	B	C	D	∑		
5690	-3.13	-4.30	-	-	-0.67	28.79	-29.46
5775	1.19	0.70	-	-	3.96	28.79	-24.83

Table 600 - Maximum Power Spectral Density Results

Test Configuration			
Frequency Range:	5.725-5.850 GHz	Band:	U-NII-3
Limit Clause(s):	15.407 (a)(3) RSS-247 6.2.4.1	Test Method(s):	C63.10 12.4.2.4 C63.10 12.6
Additional Reference(s):	662911 D01 v02r01 F)2)f)(ii), 662911 D01 v02r01 E)2)b)		
Note(s):	DCCF was added to the spectrum analyser reference level offset.		

DUT Configuration			
Mode:	802.11ax HE20 SU	Duty Cycle (%):	95.9
Modulation Coding Scheme:	MCS2x1	DCCF (dB):	0.18
Antenna Configuration:	MIMO CDD	Peak Antenna Gain (dBi):	7.21
Active Port(s):	A+B (Core 0 + Core 1)	Active Chain(s):	0+1

Test Frequency (MHz)	PSD (dBm / 500 kHz)					Limit (dBm)	Margin (dB)
	A	B	C	D	∑		
5720	-1.54	-2.31	-	-	1.10	28.79	-27.69
5745	8.15	7.18	-	-	10.70	28.79	-18.09
5785	7.96	7.59	-	-	10.79	28.79	-18.00
5825	7.93	7.63	-	-	10.79	28.79	-18.00

Table 601 - Maximum Power Spectral Density Results

Test Configuration			
Frequency Range:	5.725-5.850 GHz	Band:	U-NII-3
Limit Clause(s):	15.407 (a)(3) RSS-247 6.2.4.1	Test Method(s):	C63.10 12.4.2.4 C63.10 12.6
Additional Reference(s):	662911 D01 v02r01 F)2)f)(ii), 662911 D01 v02r01 E)2)b)		
Note(s):	DCCF was added to the spectrum analyser reference level offset.		

DUT Configuration			
Mode:	802.11ax HE40 SU	Duty Cycle (%):	95.8
Modulation Coding Scheme:	MCS2x1	DCCF (dB):	0.19
Antenna Configuration:	MIMO CDD	Peak Antenna Gain (dBi):	7.21
Active Port(s):	A+B (Core 0 + Core 1)	Active Chain(s):	0+1

Test Frequency (MHz)	PSD (dBm / 500 kHz)					Limit (dBm)	Margin (dB)
	A	B	C	D	∑		
5710	-3.01	-4.16	-	-	-0.54	28.79	-29.33
5755	5.14	4.41	-	-	7.80	28.79	-20.99
5795	5.37	4.63	-	-	8.03	28.79	-20.76

Table 602 - Maximum Power Spectral Density Results

Test Configuration			
Frequency Range:	5.725-5.850 GHz	Band:	U-NII-3
Limit Clause(s):	15.407 (a)(3) RSS-247 6.2.4.1	Test Method(s):	C63.10 12.4.2.4 C63.10 12.6
Additional Reference(s):	662911 D01 v02r01 F)2)f)(ii), 662911 D01 v02r01 E)2)b)		
Note(s):	DCCF was added to the spectrum analyser reference level offset.		

DUT Configuration			
Mode:	802.11ax HE80 SU	Duty Cycle (%):	95.6
Modulation Coding Scheme:	MCS2x1	DCCF (dB):	0.20
Antenna Configuration:	MIMO CDD	Peak Antenna Gain (dBi):	7.21
Active Port(s):	A+B (Core 0 + Core 1)	Active Chain(s):	0+1

Test Frequency (MHz)	PSD (dBm / 500 kHz)					Limit (dBm)	Margin (dB)
	A	B	C	D	∑		
5690	-3.70	-4.70	-	-	-1.16	28.79	-29.95
5775	1.01	0.47	-	-	3.76	28.79	-25.03

Table 603 - Maximum Power Spectral Density Results

Test Configuration			
Frequency Range:	5.150-5.250 GHz	Band:	U-NII-1
Limit Clause(s):	15.407 (a)(1)(iv)	Test Method(s):	C63.10 12.4.2.4 C63.10 12.6
Additional Reference(s):	662911 D01 v02r01 F)2)f)(ii), 662911 D01 v02r01 E)2)b)		
Note(s):	DCCF was added to the spectrum analyser reference level offset.		

DUT Configuration			
Mode:	802.11ax HE20 RU26	Duty Cycle (%):	97.2
Modulation Coding Scheme:	MCS2x1	DCCF (dB):	0.12
Antenna Configuration:	MIMO CDD	Peak Antenna Gain (dBi):	7.84
Active Port(s):	A+B (Core 0 + Core 1)	Active Chain(s):	0+1

Test Frequency (MHz)	PSD (dBm / MHz)					Limit (dBm)	Margin (dB)
	A	B	C	D	∑		
5180 (RU26.0)	3.62	3.56	-	-	6.60	9.16	-2.56
5220 (RU26.0)	3.28	3.62	-	-	6.46	9.16	-2.70
5240 (RU26.8)	3.27	3.36	-	-	6.32	9.16	-2.84

Table 604 - FCC Maximum Power Spectral Density Results

Test Configuration			
Frequency Range:	5.150-5.250 GHz	Band:	U-NII-1
Limit Clause(s):	15.407 (a)(1)(iv)	Test Method(s):	C63.10 12.4.2.4 C63.10 12.6
Additional Reference(s):	662911 D01 v02r01 F)2)f)(ii), 662911 D01 v02r01 E)2)b)		
Note(s):	DCCF was added to the spectrum analyser reference level offset.		

DUT Configuration			
Mode:	802.11ax HE20 RU52	Duty Cycle (%):	97.1
Modulation Coding Scheme:	MCS2x1	DCCF (dB):	0.13
Antenna Configuration:	MIMO CDD	Peak Antenna Gain (dBi):	7.84
Active Port(s):	A+B (Core 0 + Core 1)	Active Chain(s):	0+1

Test Frequency (MHz)	PSD (dBm / MHz)					Limit (dBm)	Margin (dB)
	A	B	C	D	∑		
5180 (RU52.37)	3.29	3.77	-	-	6.55	9.16	-2.62
5220 (RU52.37)	3.57	3.73	-	-	6.66	9.16	-2.50
5240 (RU52.40)	3.56	3.93	-	-	6.76	9.16	-2.40

Table 605 - FCC Maximum Power Spectral Density Results

Test Configuration			
Frequency Range:	5.150-5.250 GHz	Band:	U-NII-1
Limit Clause(s):	15.407 (a)(1)(iv)	Test Method(s):	C63.10 12.4.2.4 C63.10 12.6
Additional Reference(s):	662911 D01 v02r01 F)2)f)(ii), 662911 D01 v02r01 E)2)b)		
Note(s):	DCCF was added to the spectrum analyser reference level offset.		

DUT Configuration			
Mode:	802.11ax HE20 RU106	Duty Cycle (%):	98.1
Modulation Coding Scheme:	MCS2x1	DCCF (dB):	0.08
Antenna Configuration:	MIMO CDD	Peak Antenna Gain (dBi):	7.84
Active Port(s):	A+B (Core 0 + Core 1)	Active Chain(s):	0+1

Test Frequency (MHz)	PSD (dBm / MHz)					Limit (dBm)	Margin (dB)
	A	B	C	D	∑		
5180 (RU106.53)	2.97	4.04	-	-	6.55	9.16	-2.62
5220 (RU106.53)	3.04	3.55	-	-	6.31	9.16	-2.85
5240 (RU106.54)	3.65	3.80	-	-	6.74	9.16	-2.42

Table 606 - FCC Maximum Power Spectral Density Results

Test Configuration			
Frequency Range:	5.150-5.250 GHz	Band:	U-NII-1
Limit Clause(s):	RSS-247 6.2.1.1	Test Method(s):	C63.10 12.4.2.4 C63.10 12.6
Additional Reference(s):	662911 D01 v02r01 F)2)f)(ii), 662911 D01 v02r01 E)2)b)		
Note(s):	DCCF was added to the spectrum analyser reference level offset.		

DUT Configuration			
Mode:	802.11ax HE20 RU26	Duty Cycle (%):	97.3
Modulation Coding Scheme:	MCS2x1	DCCF (dB):	0.12
Antenna Configuration:	MIMO CDD	Peak Antenna Gain (dBi):	7.84
Active Port(s):	A+B (Core 0 + Core 1)	Active Chain(s):	0+1

Test Frequency (MHz)	PSD (dBm / MHz)					Gain (dBi)	EIRP (dBm)	EIRP Limit (dBm)	EIRP Margin (dB)
	A	B	C	D	∑				
5180 (RU26.0)	-3.47	-3.76	-	-	-0.60	7.84	7.23	10.00	-2.77
5220 (RU26.0)	-3.49	-3.57	-	-	-0.52	7.84	7.32	10.00	-2.68
5240 (RU26.8)	-3.88	-4.10	-	-	-0.98	7.84	6.85	10.00	-3.15

Table 607 - ISED Maximum Power Spectral Density Results

Test Configuration			
Frequency Range:	5.150-5.250 GHz	Band:	U-NII-1
Limit Clause(s):	RSS-247 6.2.1.1	Test Method(s):	C63.10 12.4.2.4 C63.10 12.6
Additional Reference(s):	662911 D01 v02r01 F)2)f)(ii), 662911 D01 v02r01 E)2)b)		
Note(s):	DCCF was added to the spectrum analyser reference level offset.		

DUT Configuration			
Mode:	802.11ax HE20 RU52	Duty Cycle (%):	97.4
Modulation Coding Scheme:	MCS2x1	DCCF (dB):	0.12
Antenna Configuration:	MIMO CDD	Peak Antenna Gain (dBi):	7.84
Active Port(s):	A+B (Core 0 + Core 1)	Active Chain(s):	0+1

Test Frequency (MHz)	PSD (dBm / MHz)					Gain (dBi)	EIRP (dBm)	EIRP Limit (dBm)	EIRP Margin (dB)
	A	B	C	D	∑				
5180 (RU52.37)	-3.66	-3.44	-	-	-0.54	7.84	7.30	10.00	-2.70
5220 (RU52.37)	-3.48	-3.15	-	-	-0.30	7.84	7.53	10.00	-2.47
5240 (RU52.40)	-3.61	-3.70	-	-	-0.65	7.84	7.19	10.00	-2.81

Table 608 - ISED Maximum Power Spectral Density Results

Test Configuration			
Frequency Range:	5.150-5.250 GHz	Band:	U-NII-1
Limit Clause(s):	RSS-247 6.2.1.1	Test Method(s):	C63.10 12.4.2.4 C63.10 12.6
Additional Reference(s):	662911 D01 v02r01 F)2)f)(ii), 662911 D01 v02r01 E)2)b)		
Note(s):	DCCF was added to the spectrum analyser reference level offset.		

DUT Configuration			
Mode:	802.11ax HE20 RU106	Duty Cycle (%):	98.0
Modulation Coding Scheme:	MCS2x1	DCCF (dB):	0.09
Antenna Configuration:	MIMO CDD	Peak Antenna Gain (dBi):	7.84
Active Port(s):	A+B (Core 0 + Core 1)	Active Chain(s):	0+1

Test Frequency (MHz)	PSD (dBm / MHz)					Gain (dBi)	EIRP (dBm)	EIRP Limit (dBm)	EIRP Margin (dB)
	A	B	C	D	∑				
5180 (RU106.53)	-3.99	-3.18	-	-	-0.56	7.84	7.28	10.00	-2.72
5220 (RU106.53)	-3.95	-3.11	-	-	-0.50	7.84	7.34	10.00	-2.66
5240 (RU106.54)	-3.39	-3.37	-	-	-0.37	7.84	7.46	10.00	-2.54

Table 609 - ISED Maximum Power Spectral Density Results

Test Configuration			
Frequency Range:	5.250-5.350 GHz	Band:	U-NII-2A
Limit Clause(s):	15.407 (a)(2) RSS-247 6.2.2.1	Test Method(s):	C63.10 12.4.2.4 C63.10 12.6
Additional Reference(s):	662911 D01 v02r01 F)2)f)(ii), 662911 D01 v02r01 E)2)b)		
Note(s):	DCCF was added to the spectrum analyser reference level offset.		

DUT Configuration			
Mode:	802.11ax HE20 RU52	Duty Cycle (%):	97.1
Modulation Coding Scheme:	MCS2x1	DCCF (dB):	0.13
Antenna Configuration:	MIMO CDD	Peak Antenna Gain (dBi):	8.56
Active Port(s):	A+B (Core 0 + Core 1)	Active Chain(s):	0+1

Test Frequency (MHz)	PSD (dBm / MHz)					Limit (dBm)	Margin (dB)
	A	B	C	D	∑		
5260 (RU52.37)	3.07	3.15	-	-	6.12	8.44	-2.32
5300 (RU52.37)	2.73	2.02	-	-	5.40	8.44	-3.04
5320 (RU52.40)	3.22	2.35	-	-	5.82	8.44	-2.62

Table 610 - FCC Maximum Power Spectral Density Results

Test Frequency (MHz)	PSD (dBm / MHz)					Limit (dBm)	Margin (dB)
	A	B	C	D	∑		
5260 (RU52.37)	3.07	3.15	-	-	6.12	11.00	-4.88
5300 (RU52.37)	2.73	2.02	-	-	5.40	11.00	-5.60
5320 (RU52.40)	3.22	2.35	-	-	5.82	11.00	-5.18

Table 611 - ISED Maximum Power Spectral Density Results

Test Configuration			
Frequency Range:	5.250-5.350 GHz	Band:	U-NII-2A
Limit Clause(s):	15.407 (a)(2) RSS-247 6.2.2.1	Test Method(s):	C63.10 12.4.2.4 C63.10 12.6
Additional Reference(s):	662911 D01 v02r01 F)2)f)(ii), 662911 D01 v02r01 E)2)b)		
Note(s):	DCCF was added to the spectrum analyser reference level offset.		

DUT Configuration			
Mode:	802.11ax HE20 RU106	Duty Cycle (%):	98.0
Modulation Coding Scheme:	MCS2x1	DCCF (dB):	0.09
Antenna Configuration:	MIMO CDD	Peak Antenna Gain (dBi):	8.56
Active Port(s):	A+B (Core 0 + Core 1)	Active Chain(s):	0+1

Test Frequency (MHz)	PSD (dBm / MHz)					Limit (dBm)	Margin (dB)
	A	B	C	D	∑		
5260 (RU106.53)	2.87	3.19	-	-	6.04	8.44	-2.40
5300 (RU106.53)	3.44	2.72	-	-	6.10	8.44	-2.34
5320 (RU106.54)	3.39	2.58	-	-	6.02	8.44	-2.42

Table 612 - FCC Maximum Power Spectral Density Results

Test Frequency (MHz)	PSD (dBm / MHz)					Limit (dBm)	Margin (dB)
	A	B	C	D	∑		
5260 (RU106.53)	2.87	3.19	-	-	6.04	11.00	-4.96
5300 (RU106.53)	3.44	2.72	-	-	6.10	11.00	-4.90
5320 (RU106.54)	3.39	2.58	-	-	6.02	11.00	-4.98

Table 613 - ISED Maximum Power Spectral Density Results

Test Configuration			
Frequency Range:	5.470-5.725 GHz	Band:	U-NII-2C
Limit Clause(s):	15.407 (a)(2) RSS-247 6.2.3.1	Test Method(s):	C63.10 12.4.2.4 C63.10 12.6
Additional Reference(s):	662911 D01 v02r01 F)2)f)(ii), 662911 D01 v02r01 E)2)b)		
Note(s):	DCCF was added to the spectrum analyser reference level offset.		

DUT Configuration			
Mode:	802.11ax HE20 RU52	Duty Cycle (%):	97.0
Modulation Coding Scheme:	MCS2x1	DCCF (dB):	0.13
Antenna Configuration:	MIMO CDD	Peak Antenna Gain (dBi):	7.94
Active Port(s):	A+B (Core 0 + Core 1)	Active Chain(s):	0+1

Test Frequency (MHz)	PSD (dBm / MHz)					Limit (dBm)	Margin (dB)
	A	B	C	D	∑		
5500 (RU52.37)	3.63	2.50	-	-	6.11	9.06	-2.95
5600 (RU52.37)	3.98	2.52	-	-	6.32	9.06	-2.74
5700 (RU52.40)	3.38	2.39	-	-	5.92	9.06	-3.14
5720 (RU52.39)	3.36	2.46	-	-	5.95	9.06	-3.11

Table 614 - FCC Maximum Power Spectral Density Results

Test Frequency (MHz)	PSD (dBm / MHz)					Limit (dBm)	Margin (dB)
	A	B	C	D	∑		
5500 (RU52.37)	3.63	2.50	-	-	6.11	11.00	-4.89
5580 (RU52.37)	3.57	3.03	-	-	6.32	11.00	-4.68
5700 (RU52.40)	3.38	2.39	-	-	5.92	11.00	-5.08
5720 (RU52.39)	3.36	2.46	-	-	5.95	11.00	-5.05

Table 615 - ISED Maximum Power Spectral Density Results

Test Configuration			
Frequency Range:	5.470-5.725 GHz	Band:	U-NII-2C
Limit Clause(s):	15.407 (a)(2) RSS-247 6.2.3.1	Test Method(s):	C63.10 12.4.2.4 C63.10 12.6
Additional Reference(s):	662911 D01 v02r01 F)2)f)(ii), 662911 D01 v02r01 E)2)b)		
Note(s):	DCCF was added to the spectrum analyser reference level offset.		

DUT Configuration			
Mode:	802.11ax HE20 RU106	Duty Cycle (%):	98.0
Modulation Coding Scheme:	MCS2x1	DCCF (dB):	0.09
Antenna Configuration:	MIMO CDD	Peak Antenna Gain (dBi):	7.94
Active Port(s):	A+B (Core 0 + Core 1)	Active Chain(s):	0+1

Test Frequency (MHz)	PSD (dBm / MHz)					Limit (dBm)	Margin (dB)
	A	B	C	D	∑		
5500 (RU106.53)	3.88	3.18	-	-	6.55	9.06	-2.51
5600 (RU106.53)	3.81	2.88	-	-	6.38	9.06	-2.68
5700 (RU106.54)	3.48	2.41	-	-	5.99	9.06	-3.07
5720 (RU106.53)	3.50	3.15	-	-	6.34	9.06	-2.72

Table 616 - FCC Maximum Power Spectral Density Results

Test Frequency (MHz)	PSD (dBm / MHz)					Limit (dBm)	Margin (dB)
	A	B	C	D	∑		
5500 (RU106.53)	3.88	3.18	-	-	6.55	11.00	-4.45
5580 (RU106.53)	3.31	2.80	-	-	6.07	11.00	-4.93
5700 (RU106.54)	3.48	2.41	-	-	5.99	11.00	-5.01
5720 (RU106.53)	3.50	3.15	-	-	6.34	11.00	-4.66

Table 617 - ISED Maximum Power Spectral Density Results

Test Configuration			
Frequency Range:	5.725-5.850 GHz	Band:	U-NII-3
Limit Clause(s):	15.407 (a)(3) RSS-247 6.2.4.1	Test Method(s):	C63.10 12.4.2.4 C63.10 12.6
Additional Reference(s):	662911 D01 v02r01 F)2)f)(ii), 662911 D01 v02r01 E)2)b)		
Note(s):	DCCF was added to the spectrum analyser reference level offset.		

DUT Configuration			
Mode:	802.11ax HE20 RU26	Duty Cycle (%):	97.1
Modulation Coding Scheme:	MCS2x1	DCCF (dB):	0.13
Antenna Configuration:	MIMO CDD	Peak Antenna Gain (dBi):	7.21
Active Port(s):	A+B (Core 0 + Core 1)	Active Chain(s):	0+1

Test Frequency (MHz)	PSD (dBm / 500 kHz)					Limit (dBm)	Margin (dB)
	A	B	C	D	∑		
5745 (RU26.0)	7.99	6.94	-	-	10.51	28.79	-18.28
5785 (RU26.0)	7.79	6.91	-	-	10.38	28.79	-18.41
5825 (RU26.8)	7.81	7.47	-	-	10.65	28.79	-18.14

Table 618 - Maximum Power Spectral Density Results

Test Configuration			
Frequency Range:	5.725-5.850 GHz	Band:	U-NII-3
Limit Clause(s):	15.407 (a)(3) RSS-247 6.2.4.1	Test Method(s):	C63.10 12.4.2.4 C63.10 12.6
Additional Reference(s):	662911 D01 v02r01 F)2)f)(ii), 662911 D01 v02r01 E)2)b)		
Note(s):	DCCF was added to the spectrum analyser reference level offset.		

DUT Configuration			
Mode:	802.11ax HE20 RU52	Duty Cycle (%):	97.1
Modulation Coding Scheme:	MCS2x1	DCCF (dB):	0.13
Antenna Configuration:	MIMO CDD	Peak Antenna Gain (dBi):	7.21
Active Port(s):	A+B (Core 0 + Core 1)	Active Chain(s):	0+1

Test Frequency (MHz)	PSD (dBm / 500 kHz)					Limit (dBm)	Margin (dB)
	A	B	C	D	∑		
5720 (RU52.40)	0.88	0.31	-	-	3.61	28.79	-25.18
5745 (RU52.37)	8.29	7.52	-	-	10.93	28.79	-17.86
5785 (RU52.37)	8.06	7.73	-	-	10.91	28.79	-17.88
5825 (RU52.40)	8.18	7.97	-	-	11.09	28.79	-17.70

Table 619 - Maximum Power Spectral Density Results

Test Configuration			
Frequency Range:	5.725-5.850 GHz	Band:	U-NII-3
Limit Clause(s):	15.407 (a)(3) RSS-247 6.2.4.1	Test Method(s):	C63.10 12.4.2.4 C63.10 12.6
Additional Reference(s):	662911 D01 v02r01 F)2)f)(ii), 662911 D01 v02r01 E)2)b)		
Note(s):	DCCF was added to the spectrum analyser reference level offset.		

DUT Configuration			
Mode:	802.11ax HE20 RU106	Duty Cycle (%):	97.8
Modulation Coding Scheme:	MCS2x1	DCCF (dB):	0.10
Antenna Configuration:	MIMO CDD	Peak Antenna Gain (dBi):	7.21
Active Port(s):	A+B (Core 0 + Core 1)	Active Chain(s):	0+1

Test Frequency (MHz)	PSD (dBm / 500 kHz)					Limit (dBm)	Margin (dB)
	A	B	C	D	∑		
5720 (RU106.54)	0.72	-0.61	-	-	3.11	28.79	-25.68
5745 (RU106.53)	8.11	7.99	-	-	11.06	28.79	-17.73
5785 (RU106.53)	8.09	7.77	-	-	10.94	28.79	-17.85
5825 (RU106.54)	8.51	7.57	-	-	11.08	28.79	-17.71

Table 620 - Maximum Power Spectral Density Results

MIMO SDM

Test Configuration			
Frequency Range:	5.150-5.250 GHz	Band:	U-NII-1
Limit Clause(s):	15.407 (a)(1)(iv)	Test Method(s):	C63.10 12.4.2.4 C63.10 12.6
Additional Reference(s):	662911 D01 v02r01 F)2)d)(ii), 662911 D01 v02r01 E)2)b)		
Note(s):	DCCF was added to the spectrum analyser reference level offset.		

DUT Configuration			
Mode:	802.11n HT20	Duty Cycle (%):	95.0
Modulation Coding Scheme:	MCS10	DCCF (dB):	0.22
Antenna Configuration:	MIMO SDM	Peak Antenna Gain (dBi):	4.90
Active Port(s):	A+B (Core 0 + Core 1)	Active Chain(s):	0+1

Test Frequency (MHz)	PSD (dBm / MHz)					Limit (dBm)	Margin (dB)
	A	B	C	D	∑		
5180	6.02	6.07	-	-	9.05	11.00	-1.95
5220	5.77	5.78	-	-	8.79	11.00	-2.21
5240	5.67	6.12	-	-	8.91	11.00	-2.09

Table 621 - FCC Maximum Power Spectral Density Results

Test Configuration			
Frequency Range:	5.150-5.250 GHz	Band:	U-NII-1
Limit Clause(s):	15.407 (a)(1)(iv)	Test Method(s):	C63.10 12.4.2.4 C63.10 12.6
Additional Reference(s):	662911 D01 v02r01 F)2)d)(ii), 662911 D01 v02r01 E)2)b)		
Note(s):	DCCF was added to the spectrum analyser reference level offset.		

DUT Configuration			
Mode:	802.11n HT40	Duty Cycle (%):	91.4
Modulation Coding Scheme:	MCS10	DCCF (dB):	0.39
Antenna Configuration:	MIMO SDM	Peak Antenna Gain (dBi):	4.90
Active Port(s):	A+B (Core 0 + Core 1)	Active Chain(s):	0+1

Test Frequency (MHz)	PSD (dBm / MHz)					Limit (dBm)	Margin (dB)
	A	B	C	D	∑		
5190	0.55	0.81	-	-	3.69	11.00	-7.31
5230	5.19	5.28	-	-	8.25	11.00	-2.75

Table 622 - FCC Maximum Power Spectral Density Results

Test Configuration			
Frequency Range:	5.150-5.250 GHz	Band:	U-NII-1
Limit Clause(s):	15.407 (a)(1)(iv)	Test Method(s):	C63.10 12.4.2.4 C63.10 12.6
Additional Reference(s):	662911 D01 v02r01 F)2)d)(ii), 662911 D01 v02r01 E)2)b)		
Note(s):	DCCF was added to the spectrum analyser reference level offset.		

DUT Configuration			
Mode:	802.11ac VHT80	Duty Cycle (%):	86.6
Modulation Coding Scheme:	MCS2x2	DCCF (dB):	0.62
Antenna Configuration:	MIMO SDM	Peak Antenna Gain (dBi):	4.90
Active Port(s):	A+B (Core 0 + Core 1)	Active Chain(s):	0+1

Test Frequency (MHz)	PSD (dBm / MHz)					Limit (dBm)	Margin (dB)
	A	B	C	D	∑		
5210	-2.12	-2.06	-	-	0.92	11.00	-10.08

Table 623 - FCC Maximum Power Spectral Density Results

Test Configuration			
Frequency Range:	5.150-5.250 GHz	Band:	U-NII-1
Limit Clause(s):	15.407 (a)(1)(iv)	Test Method(s):	C63.10 12.4.2.4 C63.10 12.6
Additional Reference(s):	662911 D01 v02r01 F)2)d)(ii), 662911 D01 v02r01 E)2)b)		
Note(s):	DCCF was added to the spectrum analyser reference level offset.		

DUT Configuration			
Mode:	802.11ac VHT160	Duty Cycle (%):	81.7
Modulation Coding Scheme:	MCS2x2	DCCF (dB):	0.88
Antenna Configuration:	MIMO SDM	Peak Antenna Gain (dBi):	4.90
Active Port(s):	A+B (Core 0 + Core 1)	Active Chain(s):	0+1

Test Frequency (MHz)	PSD (dBm / MHz)					Limit (dBm)	Margin (dB)
	A	B	C	D	∑		
5250	-8.93	-9.08	-	-	-5.99	11.00	-16.99

Table 624 - FCC Maximum Power Spectral Density Results

Test Configuration			
Frequency Range:	5.150-5.250 GHz	Band:	U-NII-1
Limit Clause(s):	15.407 (a)(1)(iv)	Test Method(s):	C63.10 12.4.2.4 C63.10 12.6
Additional Reference(s):	662911 D01 v02r01 F)2)d)(ii), 662911 D01 v02r01 E)2)b)		
Note(s):	DCCF was added to the spectrum analyser reference level offset.		

DUT Configuration			
Mode:	802.11ax HE20 SU	Duty Cycle (%):	96.4
Modulation Coding Scheme:	MCS2x2	DCCF (dB):	0.16
Antenna Configuration:	MIMO SDM	Peak Antenna Gain (dBi):	4.90
Active Port(s):	A+B (Core 0 + Core 1)	Active Chain(s):	0+1

Test Frequency (MHz)	PSD (dBm / MHz)					Limit (dBm)	Margin (dB)
	A	B	C	D	∑		
5180	5.29	5.58	-	-	8.45	11.00	-2.55
5220	5.83	5.82	-	-	8.84	11.00	-2.16
5240	5.58	5.59	-	-	8.60	11.00	-2.40

Table 625 - FCC Maximum Power Spectral Density Results

Test Configuration			
Frequency Range:	5.150-5.250 GHz	Band:	U-NII-1
Limit Clause(s):	15.407 (a)(1)(iv)	Test Method(s):	C63.10 12.4.2.4 C63.10 12.6
Additional Reference(s):	662911 D01 v02r01 F)2)d)(ii), 662911 D01 v02r01 E)2)b)		
Note(s):	DCCF was added to the spectrum analyser reference level offset.		

DUT Configuration			
Mode:	802.11ax HE40 SU	Duty Cycle (%):	99.2
Modulation Coding Scheme:	MCS2x2	DCCF (dB):	0.03
Antenna Configuration:	MIMO SDM	Peak Antenna Gain (dBi):	4.90
Active Port(s):	A+B (Core 0 + Core 1)	Active Chain(s):	0+1

Test Frequency (MHz)	PSD (dBm / MHz)					Limit (dBm)	Margin (dB)
	A	B	C	D	∑		
5190	0.18	0.17	-	-	3.19	11.00	-7.81
5230	5.04	5.12	-	-	8.09	11.00	-2.91

Table 626 - FCC Maximum Power Spectral Density Results

Test Configuration			
Frequency Range:	5.150-5.250 GHz	Band:	U-NII-1
Limit Clause(s):	15.407 (a)(1)(iv)	Test Method(s):	C63.10 12.4.2.4 C63.10 12.6
Additional Reference(s):	662911 D01 v02r01 F)2)d)(ii), 662911 D01 v02r01 E)2)b)		
Note(s):	DCCF was added to the spectrum analyser reference level offset.		

DUT Configuration			
Mode:	802.11ax HE80 SU	Duty Cycle (%):	95.6
Modulation Coding Scheme:	MCS2x2	DCCF (dB):	0.19
Antenna Configuration:	MIMO SDM	Peak Antenna Gain (dBi):	4.90
Active Port(s):	A+B (Core 0 + Core 1)	Active Chain(s):	0+1

Test Frequency (MHz)	PSD (dBm / MHz)					Limit (dBm)	Margin (dB)
	A	B	C	D	∑		
5210	-2.28	-2.09	-	-	0.83	11.00	-10.17

Table 627 - FCC Maximum Power Spectral Density Results

Test Configuration			
Frequency Range:	5.150-5.250 GHz	Band:	U-NII-1
Limit Clause(s):	15.407 (a)(1)(iv)	Test Method(s):	C63.10 12.4.2.4 C63.10 12.6
Additional Reference(s):	662911 D01 v02r01 F)2)d)(ii), 662911 D01 v02r01 E)2)b)		
Note(s):	DCCF was added to the spectrum analyser reference level offset.		

DUT Configuration			
Mode:	802.11ax HE160 SU	Duty Cycle (%):	93.5
Modulation Coding Scheme:	MCS2x2	DCCF (dB):	0.29
Antenna Configuration:	MIMO SDM	Peak Antenna Gain (dBi):	4.90
Active Port(s):	A+B (Core 0 + Core 1)	Active Chain(s):	0+1

Test Frequency (MHz)	PSD (dBm / MHz)					Limit (dBm)	Margin (dB)
	A	B	C	D	∑		
5250	-8.76	-8.70	-	-	-5.72	11.00	-16.72

Table 628 - FCC Maximum Power Spectral Density Results

Test Configuration			
Frequency Range:	5.150-5.250 GHz	Band:	U-NII-1
Limit Clause(s):	RSS-247 6.2.1.1	Test Method(s):	C63.10 12.4.2.4 C63.10 12.6
Additional Reference(s):	662911 D01 v02r01 F)2)d)(ii), 662911 D01 v02r01 E)2)b)		
Note(s):	DCCF was added to the spectrum analyser reference level offset.		

DUT Configuration			
Mode:	802.11n HT20	Duty Cycle (%):	95.0
Modulation Coding Scheme:	MCS10	DCCF (dB):	0.22
Antenna Configuration:	MIMO SDM	Peak Antenna Gain (dBi):	4.90
Active Port(s):	A+B (Core 0 + Core 1)	Active Chain(s):	0+1

Test Frequency (MHz)	PSD (dBm / MHz)					Gain (dBi)	EIRP (dBm)	EIRP Limit (dBm)	EIRP Margin (dB)
	A	B	C	D	∑				
5180	-0.41	-0.48	-	-	2.57	4.90	7.47	10.00	-2.53
5220	-0.34	-0.19	-	-	2.74	4.90	7.64	10.00	-2.36
5240	-0.34	-0.18	-	-	2.75	4.90	7.65	10.00	-2.35

Table 629 - ISED Maximum Power Spectral Density Results

Test Configuration			
Frequency Range:	5.150-5.250 GHz	Band:	U-NII-1
Limit Clause(s):	RSS-247 6.2.1.1	Test Method(s):	C63.10 12.4.2.4 C63.10 12.6
Additional Reference(s):	662911 D01 v02r01 F)2)d)(ii), 662911 D01 v02r01 E)2)b)		
Note(s):	DCCF was added to the spectrum analyser reference level offset.		

DUT Configuration			
Mode:	802.11n HT40	Duty Cycle (%):	91.2
Modulation Coding Scheme:	MCS10	DCCF (dB):	0.40
Antenna Configuration:	MIMO SDM	Peak Antenna Gain (dBi):	4.90
Active Port(s):	A+B (Core 0 + Core 1)	Active Chain(s):	0+1

Test Frequency (MHz)	PSD (dBm / MHz)					Gain (dBi)	EIRP (dBm)	EIRP Limit (dBm)	EIRP Margin (dB)
	A	B	C	D	∑				
5190	-1.16	-0.71	-	-	2.08	4.90	6.98	10.00	-3.02
5230	-0.61	-0.69	-	-	2.36	4.90	7.26	10.00	-2.74

Table 630 - ISED Maximum Power Spectral Density Results

Test Configuration			
Frequency Range:	5.150-5.250 GHz	Band:	U-NII-1
Limit Clause(s):	RSS-247 6.2.1.1	Test Method(s):	C63.10 12.4.2.4 C63.10 12.6
Additional Reference(s):	662911 D01 v02r01 F)2)d)(ii), 662911 D01 v02r01 E)2)b)		
Note(s):	DCCF was added to the spectrum analyser reference level offset.		

DUT Configuration			
Mode:	802.11ac VHT80	Duty Cycle (%):	85.9
Modulation Coding Scheme:	MCS2x2	DCCF (dB):	0.66
Antenna Configuration:	MIMO SDM	Peak Antenna Gain (dBi):	4.90
Active Port(s):	A+B (Core 0 + Core 1)	Active Chain(s):	0+1

Test Frequency (MHz)	PSD (dBm / MHz)					Gain (dBi)	EIRP (dBm)	EIRP Limit (dBm)	EIRP Margin (dB)
	A	B	C	D	∑				
5210	-2.54	-2.21	-	-	0.64	4.90	5.54	10.00	-4.46

Table 631 - ISED Maximum Power Spectral Density Results

Test Configuration			
Frequency Range:	5.150-5.250 GHz	Band:	U-NII-1
Limit Clause(s):	RSS-247 6.2.1.1	Test Method(s):	C63.10 12.4.2.4 C63.10 12.6
Additional Reference(s):	662911 D01 v02r01 F)2)d)(ii), 662911 D01 v02r01 E)2)b)		
Note(s):	DCCF was added to the spectrum analyser reference level offset.		

DUT Configuration			
Mode:	802.11ac VHT160	Duty Cycle (%):	81.0
Modulation Coding Scheme:	MCS2x2	DCCF (dB):	0.91
Antenna Configuration:	MIMO SDM	Peak Antenna Gain (dBi):	4.90
Active Port(s):	A+B (Core 0 + Core 1)	Active Chain(s):	0+1

Test Frequency (MHz)	PSD (dBm / MHz)					Gain (dBi)	EIRP (dBm)	EIRP Limit (dBm)	EIRP Margin (dB)
	A	B	C	D	∑				
5250	-8.83	-8.93	-	-	-5.87	4.90	-0.97	10.00	-10.97

Table 632 - ISED Maximum Power Spectral Density Results

Test Configuration			
Frequency Range:	5.150-5.250 GHz	Band:	U-NII-1
Limit Clause(s):	RSS-247 6.2.1.1	Test Method(s):	C63.10 12.4.2.4 C63.10 12.6
Additional Reference(s):	662911 D01 v02r01 F)2)d)(ii), 662911 D01 v02r01 E)2)b)		
Note(s):	DCCF was added to the spectrum analyser reference level offset.		

DUT Configuration			
Mode:	802.11ax HE20 SU	Duty Cycle (%):	96.5
Modulation Coding Scheme:	MCS2x2	DCCF (dB):	0.15
Antenna Configuration:	MIMO SDM	Peak Antenna Gain (dBi):	4.90
Active Port(s):	A+B (Core 0 + Core 1)	Active Chain(s):	0+1

Test Frequency (MHz)	PSD (dBm / MHz)					Gain (dBi)	EIRP (dBm)	EIRP Limit (dBm)	EIRP Margin (dB)
	A	B	C	D	∑				
5180	-0.59	-0.25	-	-	2.59	4.90	7.49	10.00	-2.51
5220	-0.44	-0.67	-	-	2.46	4.90	7.36	10.00	-2.64
5240	-0.18	-0.26	-	-	2.79	4.90	7.69	10.00	-2.31

Table 633 - ISED Maximum Power Spectral Density Results

Test Configuration			
Frequency Range:	5.150-5.250 GHz	Band:	U-NII-1
Limit Clause(s):	RSS-247 6.2.1.1	Test Method(s):	C63.10 12.4.2.4 C63.10 12.6
Additional Reference(s):	662911 D01 v02r01 F)2)d)(ii), 662911 D01 v02r01 E)2)b)		
Note(s):	DCCF was added to the spectrum analyser reference level offset.		

DUT Configuration			
Mode:	802.11ax HE40 SU	Duty Cycle (%):	96.4
Modulation Coding Scheme:	MCS2x2	DCCF (dB):	0.16
Antenna Configuration:	MIMO SDM	Peak Antenna Gain (dBi):	4.90
Active Port(s):	A+B (Core 0 + Core 1)	Active Chain(s):	0+1

Test Frequency (MHz)	PSD (dBm / MHz)					Gain (dBi)	EIRP (dBm)	EIRP Limit (dBm)	EIRP Margin (dB)
	A	B	C	D	∑				
5190	-1.13	-0.77	-	-	2.07	4.90	6.97	10.00	-3.03
5230	-0.56	-0.64	-	-	2.41	4.90	7.31	10.00	-2.69

Table 634 - ISED Maximum Power Spectral Density Results

Test Configuration			
Frequency Range:	5.150-5.250 GHz	Band:	U-NII-1
Limit Clause(s):	RSS-247 6.2.1.1	Test Method(s):	C63.10 12.4.2.4 C63.10 12.6
Additional Reference(s):	662911 D01 v02r01 F)2)d)(ii), 662911 D01 v02r01 E)2)b)		
Note(s):	DCCF was added to the spectrum analyser reference level offset.		

DUT Configuration			
Mode:	802.11ax HE80 SU	Duty Cycle (%):	96.0
Modulation Coding Scheme:	MCS2x2	DCCF (dB):	0.18
Antenna Configuration:	MIMO SDM	Peak Antenna Gain (dBi):	4.90
Active Port(s):	A+B (Core 0 + Core 1)	Active Chain(s):	0+1

Test Frequency (MHz)	PSD (dBm / MHz)					Gain (dBi)	EIRP (dBm)	EIRP Limit (dBm)	EIRP Margin (dB)
	A	B	C	D	∑				
5210	-2.46	-2.09	-	-	0.74	4.90	5.64	10.00	-4.36

Table 635 - ISED Maximum Power Spectral Density Results

Test Configuration			
Frequency Range:	5.150-5.250 GHz	Band:	U-NII-1
Limit Clause(s):	RSS-247 6.2.1.1	Test Method(s):	C63.10 12.4.2.4 C63.10 12.6
Additional Reference(s):	662911 D01 v02r01 F)2)d)(ii), 662911 D01 v02r01 E)2)b)		
Note(s):	DCCF was added to the spectrum analyser reference level offset.		

DUT Configuration			
Mode:	802.11ax HE160 SU	Duty Cycle (%):	93.5
Modulation Coding Scheme:	MCS2x2	DCCF (dB):	0.29
Antenna Configuration:	MIMO SDM	Peak Antenna Gain (dBi):	4.90
Active Port(s):	A+B (Core 0 + Core 1)	Active Chain(s):	0+1

Test Frequency (MHz)	PSD (dBm / MHz)					Gain (dBi)	EIRP (dBm)	EIRP Limit (dBm)	EIRP Margin (dB)
	A	B	C	D	∑				
5250	-8.92	-9.18	-	-	-6.04	4.90	-1.14	10.00	-11.14

Table 636 - ISED Maximum Power Spectral Density Results

Test Configuration			
Frequency Range:	5.250-5.350 GHz	Band:	U-NII-2A
Limit Clause(s):	15.407 (a)(2) RSS-247 6.2.2.1	Test Method(s):	C63.10 12.4.2.4 C63.10 12.6
Additional Reference(s):	662911 D01 v02r01 F)2)d)(ii), 662911 D01 v02r01 E)2)b)		
Note(s):	DCCF was added to the spectrum analyser reference level offset.		

DUT Configuration			
Mode:	802.11n HT20	Duty Cycle (%):	94.1
Modulation Coding Scheme:	MCS10	DCCF (dB):	0.27
Antenna Configuration:	MIMO SDM	Peak Antenna Gain (dBi):	5.59
Active Port(s):	A+B (Core 0 + Core 1)	Active Chain(s):	0+1

Test Frequency (MHz)	PSD (dBm / MHz)					Limit (dBm)	Margin (dB)
	A	B	C	D	∑		
5260	5.93	5.92	-	-	8.94	11.00	-2.06
5300	5.77	5.07	-	-	8.44	11.00	-2.56
5320	5.90	4.73	-	-	8.37	11.00	-2.63

Table 637 - Maximum Power Spectral Density Results

Test Configuration			
Frequency Range:	5.250-5.350 GHz	Band:	U-NII-2A
Limit Clause(s):	15.407 (a)(2) RSS-247 6.2.2.1	Test Method(s):	C63.10 12.4.2.4 C63.10 12.6
Additional Reference(s):	662911 D01 v02r01 F)2)d)(ii), 662911 D01 v02r01 E)2)b)		
Note(s):	DCCF was added to the spectrum analyser reference level offset.		

DUT Configuration			
Mode:	802.11n HT40	Duty Cycle (%):	89.9
Modulation Coding Scheme:	MCS10	DCCF (dB):	0.46
Antenna Configuration:	MIMO SDM	Peak Antenna Gain (dBi):	5.59
Active Port(s):	A+B (Core 0 + Core 1)	Active Chain(s):	0+1

Test Frequency (MHz)	PSD (dBm / MHz)					Limit (dBm)	Margin (dB)
	A	B	C	D	∑		
5270	5.50	4.87	-	-	8.21	11.00	-2.79
5310	0.93	-0.27	-	-	3.38	11.00	-7.62

Table 638 - Maximum Power Spectral Density Results

Test Configuration			
Frequency Range:	5.250-5.350 GHz	Band:	U-NII-2A
Limit Clause(s):	15.407 (a)(2) RSS-247 6.2.2.1	Test Method(s):	C63.10 12.4.2.4 C63.10 12.6
Additional Reference(s):	662911 D01 v02r01 F)2)d)(ii), 662911 D01 v02r01 E)2)b)		
Note(s):	DCCF was added to the spectrum analyser reference level offset.		

DUT Configuration			
Mode:	802.11ac VHT80	Duty Cycle (%):	83.8
Modulation Coding Scheme:	MCS2x2	DCCF (dB):	0.77
Antenna Configuration:	MIMO SDM	Peak Antenna Gain (dBi):	5.59
Active Port(s):	A+B (Core 0 + Core 1)	Active Chain(s):	0+1

Test Frequency (MHz)	PSD (dBm / MHz)					Limit (dBm)	Margin (dB)
	A	B	C	D	∑		
5290	-2.31	-3.06	-	-	0.35	11.00	-10.65

Table 639 - Maximum Power Spectral Density Results

Test Configuration			
Frequency Range:	5.250-5.350 GHz	Band:	U-NII-2A
Limit Clause(s):	15.407 (a)(2) RSS-247 6.2.2.1	Test Method(s):	C63.10 12.4.2.4 C63.10 12.6
Additional Reference(s):	662911 D01 v02r01 F)2)d)(ii), 662911 D01 v02r01 E)2)b)		
Note(s):	DCCF was added to the spectrum analyser reference level offset.		

DUT Configuration			
Mode:	802.11ac VHT160	Duty Cycle (%):	81.7
Modulation Coding Scheme:	MCS2x2	DCCF (dB):	0.88
Antenna Configuration:	MIMO SDM	Peak Antenna Gain (dBi):	5.59
Active Port(s):	A+B (Core 0 + Core 1)	Active Chain(s):	0+1

Test Frequency (MHz)	PSD (dBm / MHz)					Limit (dBm)	Margin (dB)
	A	B	C	D	∑		
5250	-8.59	-8.79	-	-	-5.68	11.00	-16.68

Table 640 - FCC Maximum Power Spectral Density Results

Test Frequency (MHz)	PSD (dBm / MHz)					Limit (dBm)	Margin (dB)
	A	B	C	D	∑		
5250	-8.60	-8.94	-	-	-5.76	11.00	-16.76

Table 641 - ISED Maximum Power Spectral Density Results

Test Configuration			
Frequency Range:	5.250-5.350 GHz	Band:	U-NII-2A
Limit Clause(s):	15.407 (a)(2) RSS-247 6.2.2.1	Test Method(s):	C63.10 12.4.2.4 C63.10 12.6
Additional Reference(s):	662911 D01 v02r01 F)2)d)(ii), 662911 D01 v02r01 E)2)b)		
Note(s):	DCCF was added to the spectrum analyser reference level offset.		

DUT Configuration			
Mode:	802.11ax HE20 SU	Duty Cycle (%):	95.7
Modulation Coding Scheme:	MCS2x2	DCCF (dB):	0.19
Antenna Configuration:	MIMO SDM	Peak Antenna Gain (dBi):	5.59
Active Port(s):	A+B (Core 0 + Core 1)	Active Chain(s):	0+1

Test Frequency (MHz)	PSD (dBm / MHz)					Limit (dBm)	Margin (dB)
	A	B	C	D	∑		
5260	6.34	5.67	-	-	9.03	11.00	-1.97
5300	5.91	5.15	-	-	8.56	11.00	-2.44
5320	5.84	4.55	-	-	8.25	11.00	-2.75

Table 642 - Maximum Power Spectral Density Results

Test Configuration			
Frequency Range:	5.250-5.350 GHz	Band:	U-NII-2A
Limit Clause(s):	15.407 (a)(2) RSS-247 6.2.2.1	Test Method(s):	C63.10 12.4.2.4 C63.10 12.6
Additional Reference(s):	662911 D01 v02r01 F)2)d)(ii), 662911 D01 v02r01 E)2)b)		
Note(s):	DCCF was added to the spectrum analyser reference level offset.		

DUT Configuration			
Mode:	802.11ax HE40 SU	Duty Cycle (%):	95.8
Modulation Coding Scheme:	MCS2x2	DCCF (dB):	0.19
Antenna Configuration:	MIMO SDM	Peak Antenna Gain (dBi):	5.59
Active Port(s):	A+B (Core 0 + Core 1)	Active Chain(s):	0+1

Test Frequency (MHz)	PSD (dBm / MHz)					Limit (dBm)	Margin (dB)
	A	B	C	D	∑		
5270	5.37	5.03	-	-	8.22	11.00	-2.78
5310	0.63	-0.74	-	-	3.01	11.00	-7.99

Table 643 - Maximum Power Spectral Density Results

Test Configuration			
Frequency Range:	5.250-5.350 GHz	Band:	U-NII-2A
Limit Clause(s):	15.407 (a)(2) RSS-247 6.2.2.1	Test Method(s):	C63.10 12.4.2.4 C63.10 12.6
Additional Reference(s):	662911 D01 v02r01 F)2)d)(ii), 662911 D01 v02r01 E)2)b)		
Note(s):	DCCF was added to the spectrum analyser reference level offset.		

DUT Configuration			
Mode:	802.11ax HE80 SU	Duty Cycle (%):	95.5
Modulation Coding Scheme:	MCS2x2	DCCF (dB):	0.20
Antenna Configuration:	MIMO SDM	Peak Antenna Gain (dBi):	5.59
Active Port(s):	A+B (Core 0 + Core 1)	Active Chain(s):	0+1

Test Frequency (MHz)	PSD (dBm / MHz)					Limit (dBm)	Margin (dB)
	A	B	C	D	∑		
5290	-3.46	-4.16	-	-	-0.78	11.00	-11.78

Table 644 - Maximum Power Spectral Density Results

Test Configuration			
Frequency Range:	5.250-5.350 GHz	Band:	U-NII-2A
Limit Clause(s):	15.407 (a)(2) RSS-247 6.2.2.1	Test Method(s):	C63.10 12.4.2.4 C63.10 12.6
Additional Reference(s):	662911 D01 v02r01 F)2)d)(ii), 662911 D01 v02r01 E)2)b)		
Note(s):	DCCF was added to the spectrum analyser reference level offset.		

DUT Configuration			
Mode:	802.11ax HE160 SU	Duty Cycle (%):	93.5
Modulation Coding Scheme:	MCS2x2	DCCF (dB):	0.29
Antenna Configuration:	MIMO SDM	Peak Antenna Gain (dBi):	5.59
Active Port(s):	A+B (Core 0 + Core 1)	Active Chain(s):	0+1

Test Frequency (MHz)	PSD (dBm / MHz)					Limit (dBm)	Margin (dB)
	A	B	C	D	∑		
5250	-8.54	-8.36	-	-	-5.44	11.00	-16.44

Table 645 - Maximum Power Spectral Density Results

Test Frequency (MHz)	PSD (dBm / MHz)					Limit (dBm)	Margin (dB)
	A	B	C	D	∑		
5250	-8.10	-8.97	-	-	-5.50	11.00	-16.50

Table 646 - ISED Maximum Power Spectral Density Results

Test Configuration			
Frequency Range:	5.470-5.725 GHz	Band:	U-NII-2C
Limit Clause(s):	15.407 (a)(2) RSS-247 6.2.3.1	Test Method(s):	C63.10 12.4.2.4 C63.10 12.6
Additional Reference(s):	662911 D01 v02r01 F)2)d)(ii), 662911 D01 v02r01 E)2)b)		
Note(s):	DCCF was added to the spectrum analyser reference level offset.		

DUT Configuration			
Mode:	802.11n HT20	Duty Cycle (%):	93.9
Modulation Coding Scheme:	MCS10	DCCF (dB):	0.27
Antenna Configuration:	MIMO SDM	Peak Antenna Gain (dBi):	4.96
Active Port(s):	A+B (Core 0 + Core 1)	Active Chain(s):	0+1

Test Frequency (MHz)	PSD (dBm / MHz)					Limit (dBm)	Margin (dB)
	A	B	C	D	∑		
5500	6.38	4.66	-	-	8.61	11.00	-2.39
5580	6.51	5.42	-	-	9.01	11.00	-1.99
5700	5.78	4.56	-	-	8.22	11.00	-2.78
5720	6.16	5.22	-	-	8.72	11.00	-2.28

Table 647 - Maximum Power Spectral Density Results

Test Configuration			
Frequency Range:	5.470-5.725 GHz	Band:	U-NII-2C
Limit Clause(s):	15.407 (a)(2) RSS-247 6.2.3.1	Test Method(s):	C63.10 12.4.2.4 C63.10 12.6
Additional Reference(s):	662911 D01 v02r01 F)2)d)(ii), 662911 D01 v02r01 E)2)b)		
Note(s):	DCCF was added to the spectrum analyser reference level offset.		

DUT Configuration			
Mode:	802.11n HT40	Duty Cycle (%):	89.7
Modulation Coding Scheme:	MCS10	DCCF (dB):	0.47
Antenna Configuration:	MIMO SDM	Peak Antenna Gain (dBi):	4.96
Active Port(s):	A+B (Core 0 + Core 1)	Active Chain(s):	0+1

Test Frequency (MHz)	PSD (dBm / MHz)					Limit (dBm)	Margin (dB)
	A	B	C	D	∑		
5510	2.41	0.82	-	-	4.69	11.00	-6.31
5550	6.02	4.85	-	-	8.48	11.00	-2.52
5670	3.78	2.90	-	-	6.37	11.00	-4.63
5710	5.85	4.87	-	-	8.40	11.00	-2.60

Table 648 - Maximum Power Spectral Density Results

Test Configuration			
Frequency Range:	5.470-5.725 GHz	Band:	U-NII-2C
Limit Clause(s):	15.407 (a)(2) RSS-247 6.2.3.1	Test Method(s):	C63.10 12.4.2.4 C63.10 12.6
Additional Reference(s):	662911 D01 v02r01 F)2)d)(ii), 662911 D01 v02r01 E)2)b)		
Note(s):	DCCF was added to the spectrum analyser reference level offset.		

DUT Configuration			
Mode:	802.11ac VHT80	Duty Cycle (%):	83.4
Modulation Coding Scheme:	MCS2x2	DCCF (dB):	0.79
Antenna Configuration:	MIMO SDM	Peak Antenna Gain (dBi):	4.96
Active Port(s):	A+B (Core 0 + Core 1)	Active Chain(s):	0+1

Test Frequency (MHz)	PSD (dBm / MHz)					Limit (dBm)	Margin (dB)
	A	B	C	D	∑		
5530	-2.19	-3.51	-	-	0.21	11.00	-10.79
5610	2.52	1.20	-	-	4.92	11.00	-6.08
5690	3.80	2.63	-	-	6.26	11.00	-4.74

Table 649 - Maximum Power Spectral Density Results

Test Configuration			
Frequency Range:	5.470-5.725 GHz	Band:	U-NII-2C
Limit Clause(s):	15.407 (a)(2)	Test Method(s):	C63.10 12.4.2.4 C63.10 12.6
Additional Reference(s):	662911 D01 v02r01 F)2)d)(ii), 662911 D01 v02r01 E)2)b)		
Note(s):	DCCF was added to the spectrum analyser reference level offset.		

DUT Configuration			
Mode:	802.11ac VHT160	Duty Cycle (%):	79.4
Modulation Coding Scheme:	MCS2x2	DCCF (dB):	1.00
Antenna Configuration:	MIMO SDM	Peak Antenna Gain (dBi):	4.96
Active Port(s):	A+B (Core 0 + Core 1)	Active Chain(s):	0+1

Test Frequency (MHz)	PSD (dBm / MHz)					Limit (dBm)	Margin (dB)
	A	B	C	D	∑		
5570	-5.36	-7.13	-	-	-3.15	11.00	-14.15

Table 650 - Maximum Power Spectral Density Results

Test Configuration			
Frequency Range:	5.470-5.725 GHz	Band:	U-NII-2C
Limit Clause(s):	15.407 (a)(2) RSS-247 6.2.3.1	Test Method(s):	C63.10 12.4.2.4 C63.10 12.6
Additional Reference(s):	662911 D01 v02r01 F)2)d)(ii), 662911 D01 v02r01 E)2)b)		
Note(s):	DCCF was added to the spectrum analyser reference level offset.		

DUT Configuration			
Mode:	802.11ax HE20 SU	Duty Cycle (%):	95.7
Modulation Coding Scheme:	MCS2x2	DCCF (dB):	0.19
Antenna Configuration:	MIMO SDM	Peak Antenna Gain (dBi):	4.96
Active Port(s):	A+B (Core 0 + Core 1)	Active Chain(s):	0+1

Test Frequency (MHz)	PSD (dBm / MHz)					Limit (dBm)	Margin (dB)
	A	B	C	D	∑		
5500	6.34	4.31	-	-	8.45	11.00	-2.55
5580	5.72	4.95	-	-	8.36	11.00	-2.64
5700	4.02	2.68	-	-	6.41	11.00	-4.59
5720	5.81	4.83	-	-	8.36	11.00	-2.64

Table 651 - Maximum Power Spectral Density Results

Test Configuration			
Frequency Range:	5.470-5.725 GHz	Band:	U-NII-2C
Limit Clause(s):	15.407 (a)(2) RSS-247 6.2.3.1	Test Method(s):	C63.10 12.4.2.4 C63.10 12.6
Additional Reference(s):	662911 D01 v02r01 F)2)d)(ii), 662911 D01 v02r01 E)2)b)		
Note(s):	DCCF was added to the spectrum analyser reference level offset.		

DUT Configuration			
Mode:	802.11ax HE40 SU	Duty Cycle (%):	95.7
Modulation Coding Scheme:	MCS2x2	DCCF (dB):	0.19
Antenna Configuration:	MIMO SDM	Peak Antenna Gain (dBi):	4.96
Active Port(s):	A+B (Core 0 + Core 1)	Active Chain(s):	0+1

Test Frequency (MHz)	PSD (dBm / MHz)					Limit (dBm)	Margin (dB)
	A	B	C	D	∑		
5510	2.14	0.88	-	-	4.57	11.00	-6.43
5550	5.70	5.17	-	-	8.45	11.00	-2.55
5670	2.90	1.95	-	-	5.46	11.00	-5.54
5710	5.67	4.39	-	-	8.09	11.00	-2.91

Table 652 - Maximum Power Spectral Density Results

Test Configuration			
Frequency Range:	5.470-5.725 GHz	Band:	U-NII-2C
Limit Clause(s):	15.407 (a)(2) RSS-247 6.2.3.1	Test Method(s):	C63.10 12.4.2.4 C63.10 12.6
Additional Reference(s):	662911 D01 v02r01 F)2)d)(ii), 662911 D01 v02r01 E)2)b)		
Note(s):	DCCF was added to the spectrum analyser reference level offset.		

DUT Configuration			
Mode:	802.11ax HE80 SU	Duty Cycle (%):	95.3
Modulation Coding Scheme:	MCS2x2	DCCF (dB):	0.21
Antenna Configuration:	MIMO SDM	Peak Antenna Gain (dBi):	4.96
Active Port(s):	A+B (Core 0 + Core 1)	Active Chain(s):	0+1

Test Frequency (MHz)	PSD (dBm / MHz)					Limit (dBm)	Margin (dB)
	A	B	C	D	∑		
5530	-2.44	-4.12	-	-	-0.19	11.00	-11.19
5610	2.36	0.52	-	-	4.54	11.00	-6.46
5690	3.74	2.38	-	-	6.12	11.00	-4.88

Table 653 - Maximum Power Spectral Density Results

Test Configuration			
Frequency Range:	5.470-5.725 GHz	Band:	U-NII-2C
Limit Clause(s):	15.407 (a)(2)	Test Method(s):	C63.10 12.4.2.4 C63.10 12.6
Additional Reference(s):	662911 D01 v02r01 F)2)d)(ii), 662911 D01 v02r01 E)2)b)		
Note(s):	DCCF was added to the spectrum analyser reference level offset.		

DUT Configuration			
Mode:	802.11ax HE160 SU	Duty Cycle (%):	92.7
Modulation Coding Scheme:	MCS2x2	DCCF (dB):	0.33
Antenna Configuration:	MIMO SDM	Peak Antenna Gain (dBi):	4.96
Active Port(s):	A+B (Core 0 + Core 1)	Active Chain(s):	0+1

Test Frequency (MHz)	PSD (dBm / MHz)					Limit (dBm)	Margin (dB)
	A	B	C	D	∑		
5570	-6.83	-7.78	-	-	-4.27	11.00	-15.27

Table 654 - Maximum Power Spectral Density Results

Test Configuration			
Frequency Range:	5.725-5.850 GHz	Band:	U-NII-3
Limit Clause(s):	15.407 (a)(3) RSS-247 6.2.4.1	Test Method(s):	C63.10 12.4.2.4 C63.10 12.6
Additional Reference(s):	662911 D01 v02r01 F)2)d)(ii), 662911 D01 v02r01 E)2)b)		
Note(s):	DCCF was added to the spectrum analyser reference level offset.		

DUT Configuration			
Mode:	802.11n HT20	Duty Cycle (%):	94.3
Modulation Coding Scheme:	MCS10	DCCF (dB):	0.26
Antenna Configuration:	MIMO SDM	Peak Antenna Gain (dBi):	4.20
Active Port(s):	A+B (Core 0 + Core 1)	Active Chain(s):	0+1

Test Frequency (MHz)	PSD (dBm / 500 kHz)					Limit (dBm)	Margin (dB)
	A	B	C	D	∑		
5720	1.29	0.34	-	-	3.85	30.00	-26.15
5745	8.05	7.55	-	-	10.82	30.00	-19.18
5785	8.23	7.73	-	-	11.00	30.00	-19.00
5825	8.42	8.05	-	-	11.25	30.00	-18.75

Table 655 - Maximum Power Spectral Density Results

Test Configuration			
Frequency Range:	5.725-5.850 GHz	Band:	U-NII-3
Limit Clause(s):	15.407 (a)(3) RSS-247 6.2.4.1	Test Method(s):	C63.10 12.4.2.4 C63.10 12.6
Additional Reference(s):	662911 D01 v02r01 F)2)d)(ii), 662911 D01 v02r01 E)2)b)		
Note(s):	DCCF was added to the spectrum analyser reference level offset.		

DUT Configuration			
Mode:	802.11n HT40	Duty Cycle (%):	90.1
Modulation Coding Scheme:	MCS10	DCCF (dB):	0.45
Antenna Configuration:	MIMO SDM	Peak Antenna Gain (dBi):	4.20
Active Port(s):	A+B (Core 0 + Core 1)	Active Chain(s):	0+1

Test Frequency (MHz)	PSD (dBm / 500 kHz)					Limit (dBm)	Margin (dB)
	A	B	C	D	∑		
5710	-0.13	-1.00	-	-	2.47	30.00	-27.53
5755	5.03	4.44	-	-	7.75	30.00	-22.25
5795	5.40	5.04	-	-	8.23	30.00	-21.77

Table 656 - Maximum Power Spectral Density Results

Test Configuration			
Frequency Range:	5.725-5.850 GHz	Band:	U-NII-3
Limit Clause(s):	15.407 (a)(3) RSS-247 6.2.4.1	Test Method(s):	C63.10 12.4.2.4 C63.10 12.6
Additional Reference(s):	662911 D01 v02r01 F)2)d)(ii), 662911 D01 v02r01 E)2)b)		
Note(s):	DCCF was added to the spectrum analyser reference level offset.		

DUT Configuration			
Mode:	802.11ac VHT80	Duty Cycle (%):	84.5
Modulation Coding Scheme:	MCS2x2	DCCF (dB):	0.73
Antenna Configuration:	MIMO SDM	Peak Antenna Gain (dBi):	4.20
Active Port(s):	A+B (Core 0 + Core 1)	Active Chain(s):	0+1

Test Frequency (MHz)	PSD (dBm / 500 kHz)					Limit (dBm)	Margin (dB)
	A	B	C	D	∑		
5690	-1.73	-3.46	-	-	0.50	30.00	-29.50
5775	1.48	1.28	-	-	4.39	30.00	-25.61

Table 657 - Maximum Power Spectral Density Results

Test Configuration			
Frequency Range:	5.725-5.850 GHz	Band:	U-NII-3
Limit Clause(s):	15.407 (a)(3) RSS-247 6.2.4.1	Test Method(s):	C63.10 12.4.2.4 C63.10 12.6
Additional Reference(s):	662911 D01 v02r01 F)2)d)(ii), 662911 D01 v02r01 E)2)b)		
Note(s):	DCCF was added to the spectrum analyser reference level offset.		

DUT Configuration			
Mode:	802.11ax HE20 SU	Duty Cycle (%):	95.9
Modulation Coding Scheme:	MCS2x2	DCCF (dB):	0.18
Antenna Configuration:	MIMO SDM	Peak Antenna Gain (dBi):	4.20
Active Port(s):	A+B (Core 0 + Core 1)	Active Chain(s):	0+1

Test Frequency (MHz)	PSD (dBm / 500 kHz)					Limit (dBm)	Margin (dB)
	A	B	C	D	∑		
5720	0.89	-0.05	-	-	3.46	30.00	-26.54
5745	8.63	7.14	-	-	10.96	30.00	-19.04
5785	7.91	7.48	-	-	10.71	30.00	-19.29
5825	7.87	7.43	-	-	10.66	30.00	-19.34

Table 658 - Maximum Power Spectral Density Results

Test Configuration			
Frequency Range:	5.725-5.850 GHz	Band:	U-NII-3
Limit Clause(s):	15.407 (a)(3) RSS-247 6.2.4.1	Test Method(s):	C63.10 12.4.2.4 C63.10 12.6
Additional Reference(s):	662911 D01 v02r01 F)2)d)(ii), 662911 D01 v02r01 E)2)b)		
Note(s):	DCCF was added to the spectrum analyser reference level offset.		

DUT Configuration			
Mode:	802.11ax HE40 SU	Duty Cycle (%):	95.8
Modulation Coding Scheme:	MCS2x2	DCCF (dB):	0.19
Antenna Configuration:	MIMO SDM	Peak Antenna Gain (dBi):	4.20
Active Port(s):	A+B (Core 0 + Core 1)	Active Chain(s):	0+1

Test Frequency (MHz)	PSD (dBm / 500 kHz)					Limit (dBm)	Margin (dB)
	A	B	C	D	∑		
5710	-0.58	-1.57	-	-	1.96	30.00	-28.04
5755	5.20	4.49	-	-	7.87	30.00	-22.13
5795	4.95	4.77	-	-	7.87	30.00	-22.13

Table 659 - Maximum Power Spectral Density Results

Test Configuration			
Frequency Range:	5.725-5.850 GHz	Band:	U-NII-3
Limit Clause(s):	15.407 (a)(3) RSS-247 6.2.4.1	Test Method(s):	C63.10 12.4.2.4 C63.10 12.6
Additional Reference(s):	662911 D01 v02r01 F)2)d)(ii), 662911 D01 v02r01 E)2)b)		
Note(s):	DCCF was added to the spectrum analyser reference level offset.		

DUT Configuration			
Mode:	802.11ax HE80 SU	Duty Cycle (%):	95.6
Modulation Coding Scheme:	MCS2x2	DCCF (dB):	0.20
Antenna Configuration:	MIMO SDM	Peak Antenna Gain (dBi):	4.20
Active Port(s):	A+B (Core 0 + Core 1)	Active Chain(s):	0+1

Test Frequency (MHz)	PSD (dBm / 500 kHz)					Limit (dBm)	Margin (dB)
	A	B	C	D	∑		
5690	-2.91	-4.04	-	-	-0.43	30.00	-30.43
5775	1.03	0.66	-	-	3.86	30.00	-26.14

Table 660 - Maximum Power Spectral Density Results

Test Configuration			
Frequency Range:	5.150-5.250 GHz	Band:	U-NII-1
Limit Clause(s):	15.407 (a)(1)(iv)	Test Method(s):	C63.10 12.4.2.4 C63.10 12.6
Additional Reference(s):	662911 D01 v02r01 F)2)d)(ii), 662911 D01 v02r01 E)2)b)		
Note(s):	DCCF was added to the spectrum analyser reference level offset.		

DUT Configuration			
Mode:	802.11ax HE20 RU26	Duty Cycle (%):	97.3
Modulation Coding Scheme:	MCS2x2	DCCF (dB):	0.12
Antenna Configuration:	MIMO SDM	Peak Antenna Gain (dBi):	4.90
Active Port(s):	A+B (Core 0 + Core 1)	Active Chain(s):	0+1

Test Frequency (MHz)	PSD (dBm / MHz)					Limit (dBm)	Margin (dB)
	A	B	C	D	∑		
5180 (RU26.0)	5.59	5.63	-	-	8.62	11.00	-2.38
5220 (RU26.0)	5.67	5.43	-	-	8.56	11.00	-2.44
5240 (RU26.8)	5.57	4.89	-	-	8.25	11.00	-2.75

Table 661 - FCC Maximum Power Spectral Density Results

Test Configuration			
Frequency Range:	5.150-5.250 GHz	Band:	U-NII-1
Limit Clause(s):	15.407 (a)(1)(iv)	Test Method(s):	C63.10 12.4.2.4 C63.10 12.6
Additional Reference(s):	662911 D01 v02r01 F)2)d)(ii), 662911 D01 v02r01 E)2)b)		
Note(s):	DCCF was added to the spectrum analyser reference level offset.		

DUT Configuration			
Mode:	802.11ax HE20 RU52	Duty Cycle (%):	97.3
Modulation Coding Scheme:	MCS2x2	DCCF (dB):	0.12
Antenna Configuration:	MIMO SDM	Peak Antenna Gain (dBi):	4.90
Active Port(s):	A+B (Core 0 + Core 1)	Active Chain(s):	0+1

Test Frequency (MHz)	PSD (dBm / MHz)					Limit (dBm)	Margin (dB)
	A	B	C	D	∑		
5180 (RU52.37)	5.54	5.96	-	-	8.77	11.00	-2.23
5220 (RU52.37)	5.14	5.91	-	-	8.55	11.00	-2.45
5240 (RU52.40)	5.62	5.68	-	-	8.66	11.00	-2.34

Table 662 - FCC Maximum Power Spectral Density Results

Test Configuration			
Frequency Range:	5.150-5.250 GHz	Band:	U-NII-1
Limit Clause(s):	15.407 (a)(1)(iv)	Test Method(s):	C63.10 12.4.2.4 C63.10 12.6
Additional Reference(s):	662911 D01 v02r01 F)2)d)(ii), 662911 D01 v02r01 E)2)b)		
Note(s):	DCCF was added to the spectrum analyser reference level offset.		

DUT Configuration			
Mode:	802.11ax HE20 RU106	Duty Cycle (%):	97.5
Modulation Coding Scheme:	MCS2x2	DCCF (dB):	0.11
Antenna Configuration:	MIMO SDM	Peak Antenna Gain (dBi):	4.90
Active Port(s):	A+B (Core 0 + Core 1)	Active Chain(s):	0+1

Test Frequency (MHz)	PSD (dBm / MHz)					Limit (dBm)	Margin (dB)
	A	B	C	D	∑		
5180 (RU106.53)	5.37	5.90	-	-	8.65	11.00	-2.35
5220 (RU106.53)	4.96	5.78	-	-	8.40	11.00	-2.60
5240 (RU106.54)	5.79	5.82	-	-	8.82	11.00	-2.18

Table 663 - FCC Maximum Power Spectral Density Results

Test Configuration			
Frequency Range:	5.150-5.250 GHz	Band:	U-NII-1
Limit Clause(s):	RSS-247 6.2.1.1	Test Method(s):	C63.10 12.4.2.4 C63.10 12.6
Additional Reference(s):	662911 D01 v02r01 F)2)d)(ii), 662911 D01 v02r01 E)2)b)		
Note(s):	DCCF was added to the spectrum analyser reference level offset.		

DUT Configuration			
Mode:	802.11ax HE20 RU26	Duty Cycle (%):	97.0
Modulation Coding Scheme:	MCS2x2	DCCF (dB):	0.13
Antenna Configuration:	MIMO SDM	Peak Antenna Gain (dBi):	4.90
Active Port(s):	A+B (Core 0 + Core 1)	Active Chain(s):	0+1

Test Frequency (MHz)	PSD (dBm / MHz)					Gain (dBi)	EIRP (dBm)	EIRP Limit (dBm)	EIRP Margin (dB)
	A	B	C	D	∑				
5180 (RU26.0)	-0.86	-1.24	-	-	1.96	4.90	6.86	10.00	-3.14
5220 (RU26.0)	-0.82	-1.05	-	-	2.08	4.90	6.98	10.00	-3.02
5240 (RU26.8)	-0.73	-0.49	-	-	2.40	4.90	7.30	10.00	-2.70

Table 664 - ISED Maximum Power Spectral Density Results

Test Configuration			
Frequency Range:	5.150-5.250 GHz	Band:	U-NII-1
Limit Clause(s):	RSS-247 6.2.1.1	Test Method(s):	C63.10 12.4.2.4 C63.10 12.6
Additional Reference(s):	662911 D01 v02r01 F)2)d)(ii), 662911 D01 v02r01 E)2)b)		
Note(s):	DCCF was added to the spectrum analyser reference level offset.		

DUT Configuration			
Mode:	802.11ax HE20 RU52	Duty Cycle (%):	97.1
Modulation Coding Scheme:	MCS2x2	DCCF (dB):	0.13
Antenna Configuration:	MIMO SDM	Peak Antenna Gain (dBi):	4.90
Active Port(s):	A+B (Core 0 + Core 1)	Active Chain(s):	0+1

Test Frequency (MHz)	PSD (dBm / MHz)					Gain (dBi)	EIRP (dBm)	EIRP Limit (dBm)	EIRP Margin (dB)
	A	B	C	D	∑				
5180 (RU52.37)	-1.20	-0.15	-	-	2.37	4.90	7.27	10.00	-2.73
5220 (RU52.37)	-0.52	0.31	-	-	2.93	4.90	7.83	10.00	-2.17
5240 (RU52.40)	-0.59	-0.25	-	-	2.60	4.90	7.50	10.00	-2.50

Table 665 - ISED Maximum Power Spectral Density Results

Test Configuration			
Frequency Range:	5.150-5.250 GHz	Band:	U-NII-1
Limit Clause(s):	RSS-247 6.2.1.1	Test Method(s):	C63.10 12.4.2.4 C63.10 12.6
Additional Reference(s):	662911 D01 v02r01 F)2)d)(ii), 662911 D01 v02r01 E)2)b)		
Note(s):	DCCF was added to the spectrum analyser reference level offset.		

DUT Configuration			
Mode:	802.11ax HE20 RU106	Duty Cycle (%):	98.0
Modulation Coding Scheme:	MCS2x2	DCCF (dB):	0.09
Antenna Configuration:	MIMO SDM	Peak Antenna Gain (dBi):	4.90
Active Port(s):	A+B (Core 0 + Core 1)	Active Chain(s):	0+1

Test Frequency (MHz)	PSD (dBm / MHz)					Gain (dBi)	EIRP (dBm)	EIRP Limit (dBm)	EIRP Margin (dB)
	A	B	C	D	∑				
5180 (RU106.53)	-0.93	-0.21	-	-	2.46	4.90	7.36	10.00	-2.64
5220 (RU106.53)	-1.01	-0.07	-	-	2.50	4.90	7.40	10.00	-2.60
5240 (RU106.54)	-0.12	-0.05	-	-	2.93	4.90	7.83	10.00	-2.17

Table 666 - ISED Maximum Power Spectral Density Results

Test Configuration			
Frequency Range:	5.250-5.350 GHz	Band:	U-NII-2A
Limit Clause(s):	15.407 (a)(2) RSS-247 6.2.2.1	Test Method(s):	C63.10 12.4.2.4 C63.10 12.6
Additional Reference(s):	662911 D01 v02r01 F)2)d)(ii), 662911 D01 v02r01 E)2)b)		
Note(s):	DCCF was added to the spectrum analyser reference level offset.		

DUT Configuration			
Mode:	802.11ax HE20 RU52	Duty Cycle (%):	96.9
Modulation Coding Scheme:	MCS2x2	DCCF (dB):	0.14
Antenna Configuration:	MIMO SDM	Peak Antenna Gain (dBi):	5.59
Active Port(s):	A+B (Core 0 + Core 1)	Active Chain(s):	0+1

Test Frequency (MHz)	PSD (dBm / MHz)					Limit (dBm)	Margin (dB)
	A	B	C	D	∑		
5260 (RU52.37)	5.97	6.04	-	-	9.02	11.00	-1.98
5300 (RU52.37)	5.49	5.54	-	-	8.53	11.00	-2.47
5320 (RU52.40)	5.86	5.39	-	-	8.64	11.00	-2.36

Table 667 - Maximum Power Spectral Density Results

Test Configuration			
Frequency Range:	5.250-5.350 GHz	Band:	U-NII-2A
Limit Clause(s):	15.407 (a)(2) RSS-247 6.2.2.1	Test Method(s):	C63.10 12.4.2.4 C63.10 12.6
Additional Reference(s):	662911 D01 v02r01 F)2)d)(ii), 662911 D01 v02r01 E)2)b)		
Note(s):	DCCF was added to the spectrum analyser reference level offset.		

DUT Configuration			
Mode:	802.11ax HE20 RU106	Duty Cycle (%):	98.0
Modulation Coding Scheme:	MCS2x2	DCCF (dB):	0.09
Antenna Configuration:	MIMO SDM	Peak Antenna Gain (dBi):	5.59
Active Port(s):	A+B (Core 0 + Core 1)	Active Chain(s):	0+1

Test Frequency (MHz)	PSD (dBm / MHz)					Limit (dBm)	Margin (dB)
	A	B	C	D	∑		
5260 (RU106.53)	5.69	5.88	-	-	8.80	11.00	-2.20
5300 (RU106.53)	5.66	5.35	-	-	8.52	11.00	-2.48
5320 (RU106.54)	5.68	4.73	-	-	8.24	11.00	-2.76

Table 668 - Maximum Power Spectral Density Results

Test Configuration			
Frequency Range:	5.470-5.725 GHz	Band:	U-NII-2C
Limit Clause(s):	15.407 (a)(2) RSS-247 6.2.3.1	Test Method(s):	C63.10 12.4.2.4 C63.10 12.6
Additional Reference(s):	662911 D01 v02r01 F)2)d)(ii), 662911 D01 v02r01 E)2)b)		
Note(s):	DCCF was added to the spectrum analyser reference level offset.		

DUT Configuration			
Mode:	802.11ax HE20 RU52	Duty Cycle (%):	97.0
Modulation Coding Scheme:	MCS2x2	DCCF (dB):	0.13
Antenna Configuration:	MIMO SDM	Peak Antenna Gain (dBi):	4.96
Active Port(s):	A+B (Core 0 + Core 1)	Active Chain(s):	0+1

Test Frequency (MHz)	PSD (dBm / MHz)					Limit (dBm)	Margin (dB)
	A	B	C	D	∑		
5500 (RU52.37)	6.00	4.73	-	-	8.42	11.00	-2.58
5580 (RU52.37)	5.81	5.48	-	-	8.66	11.00	-2.34
5700 (RU52.40)	6.20	5.11	-	-	8.70	11.00	-2.30
5720 (RU52.39)	6.00	5.32	-	-	8.68	11.00	-2.32

Table 669 - Maximum Power Spectral Density Results

Test Configuration			
Frequency Range:	5.470-5.725 GHz	Band:	U-NII-2C
Limit Clause(s):	15.407 (a)(2) RSS-247 6.2.3.1	Test Method(s):	C63.10 12.4.2.4 C63.10 12.6
Additional Reference(s):	662911 D01 v02r01 F)2)d)(ii), 662911 D01 v02r01 E)2)b)		
Note(s):	DCCF was added to the spectrum analyser reference level offset.		

DUT Configuration			
Mode:	802.11ax HE20 RU106	Duty Cycle (%):	97.9
Modulation Coding Scheme:	MCS2x2	DCCF (dB):	0.09
Antenna Configuration:	MIMO SDM	Peak Antenna Gain (dBi):	4.96
Active Port(s):	A+B (Core 0 + Core 1)	Active Chain(s):	0+1

Test Frequency (MHz)	PSD (dBm / MHz)					Limit (dBm)	Margin (dB)
	A	B	C	D	∑		
5500 (RU106.53)	6.24	5.36	-	-	8.84	11.00	-2.16
5580 (RU106.53)	6.31	5.73	-	-	9.04	11.00	-1.96
5700 (RU106.54)	5.86	4.92	-	-	8.42	11.00	-2.58
5720 (RU106.53)	5.88	5.30	-	-	8.61	11.00	-2.39

Table 670 - Maximum Power Spectral Density Results

Test Configuration			
Frequency Range:	5.725-5.850 GHz	Band:	U-NII-3
Limit Clause(s):	15.407 (a)(3) RSS-247 6.2.4.1	Test Method(s):	C63.10 12.4.2.4 C63.10 12.6
Additional Reference(s):	662911 D01 v02r01 F)2)d)(ii), 662911 D01 v02r01 E)2)b)		
Note(s):	DCCF was added to the spectrum analyser reference level offset.		

DUT Configuration			
Mode:	802.11ax HE20 RU26	Duty Cycle (%):	97.1
Modulation Coding Scheme:	MCS2x2	DCCF (dB):	0.13
Antenna Configuration:	MIMO SDM	Peak Antenna Gain (dBi):	4.20
Active Port(s):	A+B (Core 0 + Core 1)	Active Chain(s):	0+1

Test Frequency (MHz)	PSD (dBm / 500 kHz)					Limit (dBm)	Margin (dB)
	A	B	C	D	∑		
5745 (RU26.0)	8.27	6.76	-	-	10.59	30.00	-19.41
5785 (RU26.0)	7.59	6.96	-	-	10.30	30.00	-19.70
5825 (RU26.8)	7.37	7.54	-	-	10.47	30.00	-19.53

Table 671 - Maximum Power Spectral Density Results

Test Configuration			
Frequency Range:	5.725-5.850 GHz	Band:	U-NII-3
Limit Clause(s):	15.407 (a)(3) RSS-247 6.2.4.1	Test Method(s):	C63.10 12.4.2.4 C63.10 12.6
Additional Reference(s):	662911 D01 v02r01 F)2)d)(ii), 662911 D01 v02r01 E)2)b)		
Note(s):	DCCF was added to the spectrum analyser reference level offset.		

DUT Configuration			
Mode:	802.11ax HE20 RU52	Duty Cycle (%):	97.0
Modulation Coding Scheme:	MCS2x2	DCCF (dB):	0.13
Antenna Configuration:	MIMO SDM	Peak Antenna Gain (dBi):	4.20
Active Port(s):	A+B (Core 0 + Core 1)	Active Chain(s):	0+1

Test Frequency (MHz)	PSD (dBm / 500 kHz)					Limit (dBm)	Margin (dB)
	A	B	C	D	∑		
5720 (RU52.40)	2.80	2.44	-	-	5.63	30.00	-24.37
5745 (RU52.37)	8.26	7.47	-	-	10.89	30.00	-19.11
5785 (RU52.37)	8.05	7.80	-	-	10.94	30.00	-19.06
5825 (RU52.40)	7.98	7.80	-	-	10.90	30.00	-19.10

Table 672 - Maximum Power Spectral Density Results

Test Configuration			
Frequency Range:	5.725-5.850 GHz	Band:	U-NII-3
Limit Clause(s):	15.407 (a)(3) RSS-247 6.2.4.1	Test Method(s):	C63.10 12.4.2.4 C63.10 12.6
Additional Reference(s):	662911 D01 v02r01 F)2)d)(ii), 662911 D01 v02r01 E)2)b)		
Note(s):	DCCF was added to the spectrum analyser reference level offset.		

DUT Configuration			
Mode:	802.11ax HE20 RU106	Duty Cycle (%):	97.8
Modulation Coding Scheme:	MCS2x2	DCCF (dB):	0.10
Antenna Configuration:	MIMO SDM	Peak Antenna Gain (dBi):	4.20
Active Port(s):	A+B (Core 0 + Core 1)	Active Chain(s):	0+1

Test Frequency (MHz)	PSD (dBm / 500 kHz)					Limit (dBm)	Margin (dB)
	A	B	C	D	∑		
5720 (RU106.54)	2.83	1.89	-	-	5.40	30.00	-24.60
5745 (RU106.53)	8.21	7.67	-	-	10.96	30.00	-19.04
5785 (RU106.53)	8.18	7.89	-	-	11.05	30.00	-18.95
5825 (RU106.54)	8.50	7.90	-	-	11.22	30.00	-18.78

Table 673 - Maximum Power Spectral Density Results

TxBF

Test Configuration			
Frequency Range:	5.150-5.250 GHz	Band:	U-NII-1
Limit Clause(s):	15.407 (a)(1)(iv)	Test Method(s):	C63.10 12.4.2.4 C63.10 12.6
Additional Reference(s):	662911 D01 v02r01 F)2)d)(i), 662911 D01 v02r01 E)2)b)		
Note(s):	DCCF was added to the spectrum analyser reference level offset.		

DUT Configuration			
Mode:	802.11ac VHT20	Duty Cycle (%):	81.4
Modulation Coding Scheme:	MCS2	DCCF (dB):	0.89
Antenna Configuration:	TxBF	Peak Antenna Gain (dBi):	7.84
Active Port(s):	A+B (Core 0 + Core 1)	Active Chain(s):	0+1

Test Frequency (MHz)	PSD (dBm / MHz)					Limit (dBm)	Margin (dB)
	A	B	C	D	∑		
5180	2.88	3.32	-	-	6.11	9.16	-3.05
5220	3.05	3.80	-	-	6.45	9.16	-2.71
5240	3.04	3.53	-	-	6.30	9.16	-2.86

Table 674 - FCC Maximum Power Spectral Density Results

Test Configuration			
Frequency Range:	5.150-5.250 GHz	Band:	U-NII-1
Limit Clause(s):	15.407 (a)(1)(iv)	Test Method(s):	C63.10 12.4.2.4 C63.10 12.6
Additional Reference(s):	662911 D01 v02r01 F)2)d)(i), 662911 D01 v02r01 E)2)b)		
Note(s):	DCCF was added to the spectrum analyser reference level offset.		

DUT Configuration			
Mode:	802.11ac VHT40	Duty Cycle (%):	82.6
Modulation Coding Scheme:	MCS2	DCCF (dB):	0.83
Antenna Configuration:	TxBF	Peak Antenna Gain (dBi):	7.84
Active Port(s):	A+B (Core 0 + Core 1)	Active Chain(s):	0+1

Test Frequency (MHz)	PSD (dBm / MHz)					Limit (dBm)	Margin (dB)
	A	B	C	D	∑		
5190	-0.30	0.16	-	-	2.94	9.16	-6.22
5230	2.87	3.51	-	-	6.21	9.16	-2.95

Table 675 - FCC Maximum Power Spectral Density Results

Test Configuration			
Frequency Range:	5.150-5.250 GHz	Band:	U-NII-1
Limit Clause(s):	15.407 (a)(1)(iv)	Test Method(s):	C63.10 12.4.2.4 C63.10 12.6
Additional Reference(s):	662911 D01 v02r01 F)2)d)(i), 662911 D01 v02r01 E)2)b)		
Note(s):	DCCF was added to the spectrum analyser reference level offset.		

DUT Configuration			
Mode:	802.11ac VHT80	Duty Cycle (%):	84.6
Modulation Coding Scheme:	MCS2x1	DCCF (dB):	0.72
Antenna Configuration:	TxBF	Peak Antenna Gain (dBi):	7.84
Active Port(s):	A+B (Core 0 + Core 1)	Active Chain(s):	0+1

Test Frequency (MHz)	PSD (dBm / MHz)					Limit (dBm)	Margin (dB)
	A	B	C	D	∑		
5210	-2.91	-2.78	-	-	0.17	9.16	-9.00

Table 676 - FCC Maximum Power Spectral Density Results

Test Configuration			
Frequency Range:	5.150-5.250 GHz	Band:	U-NII-1
Limit Clause(s):	RSS-247 6.2.1.1	Test Method(s):	C63.10 12.4.2.4 C63.10 12.6
Additional Reference(s):	662911 D01 v02r01 F)2)d)(i), 662911 D01 v02r01 E)2)b)		
Note(s):	DCCF was added to the spectrum analyser reference level offset.		

DUT Configuration			
Mode:	802.11ac VHT20	Duty Cycle (%):	82.3
Modulation Coding Scheme:	MCS2	DCCF (dB):	0.85
Antenna Configuration:	TxBF	Peak Antenna Gain (dBi):	7.84
Active Port(s):	A+B (Core 0 + Core 1)	Active Chain(s):	0+1

Test Frequency (MHz)	PSD (dBm / MHz)					Gain (dBi)	EIRP (dBm)	EIRP Limit (dBm)	EIRP Margin (dB)
	A	B	C	D	∑				
5180	-4.53	-4.00	-	-	-1.24	7.84	6.59	10.00	-3.41
5220	-3.84	-3.66	-	-	-0.74	7.84	7.10	10.00	-2.90
5240	-3.59	-3.62	-	-	-0.60	7.84	7.24	10.00	-2.76

Table 677 - ISED Maximum Power Spectral Density Results

Test Configuration			
Frequency Range:	5.150-5.250 GHz	Band:	U-NII-1
Limit Clause(s):	RSS-247 6.2.1.1	Test Method(s):	C63.10 12.4.2.4 C63.10 12.6
Additional Reference(s):	662911 D01 v02r01 F)2)d)(i), 662911 D01 v02r01 E)2)b)		
Note(s):	DCCF was added to the spectrum analyser reference level offset.		

DUT Configuration			
Mode:	802.11ac VHT40	Duty Cycle (%):	87.1
Modulation Coding Scheme:	MCS2	DCCF (dB):	0.60
Antenna Configuration:	TxBF	Peak Antenna Gain (dBi):	7.84
Active Port(s):	A+B (Core 0 + Core 1)	Active Chain(s):	0+1

Test Frequency (MHz)	PSD (dBm / MHz)					Gain (dBi)	EIRP (dBm)	EIRP Limit (dBm)	EIRP Margin (dB)
	A	B	C	D	∑				
5190	-3.84	-3.63	-	-	-0.72	7.84	7.12	10.00	-2.88
5230	-3.52	-3.67	-	-	-0.58	7.84	7.25	10.00	-2.75

Table 678 - ISED Maximum Power Spectral Density Results

Test Configuration			
Frequency Range:	5.150-5.250 GHz	Band:	U-NII-1
Limit Clause(s):	RSS-247 6.2.1.1	Test Method(s):	C63.10 12.4.2.4 C63.10 12.6
Additional Reference(s):	662911 D01 v02r01 F)2)d)(i), 662911 D01 v02r01 E)2)b)		
Note(s):	DCCF was added to the spectrum analyser reference level offset.		

DUT Configuration			
Mode:	802.11ac VHT80	Duty Cycle (%):	84.4
Modulation Coding Scheme:	MCS2x1	DCCF (dB):	0.74
Antenna Configuration:	TxBF	Peak Antenna Gain (dBi):	7.84
Active Port(s):	A+B (Core 0 + Core 1)	Active Chain(s):	0+1

Test Frequency (MHz)	PSD (dBm / MHz)					Gain (dBi)	EIRP (dBm)	EIRP Limit (dBm)	EIRP Margin (dB)
	A	B	C	D	∑				
5210	-5.81	-5.10	-	-	-2.43	7.84	5.41	10.00	-4.59

Table 679 - ISED Maximum Power Spectral Density Results

Test Configuration			
Frequency Range:	5.250-5.350 GHz	Band:	U-NII-2A
Limit Clause(s):	15.407 (a)(2) RSS-247 6.2.2.1	Test Method(s):	C63.10 12.4.2.4 C63.10 12.6
Additional Reference(s):	662911 D01 v02r01 F)2)d)(i), 662911 D01 v02r01 E)2)b)		
Note(s):	DCCF was added to the spectrum analyser reference level offset.		

DUT Configuration			
Mode:	802.11ac VHT20	Duty Cycle (%):	79.5
Modulation Coding Scheme:	MCS2	DCCF (dB):	0.99
Antenna Configuration:	TxBF	Peak Antenna Gain (dBi):	8.56
Active Port(s):	A+B (Core 0 + Core 1)	Active Chain(s):	0+1

Test Frequency (MHz)	PSD (dBm / MHz)					Limit (dBm)	Margin (dB)
	A	B	C	D	∑		
5260	2.58	2.84	-	-	5.72	8.44	-2.72
5300	3.21	2.26	-	-	5.77	8.44	-2.67
5320	3.28	2.12	-	-	5.75	8.44	-2.69

Table 680 - FCC Maximum Power Spectral Density Results

Test Frequency (MHz)	PSD (dBm / MHz)					Limit (dBm)	Margin (dB)
	A	B	C	D	∑		
5260	2.58	2.84	-	-	5.72	11.00	-5.28
5300	3.21	2.26	-	-	5.77	11.00	-5.23
5320	3.28	2.12	-	-	5.75	11.00	-5.25

Table 681 - ISED Maximum Power Spectral Density Results

Test Configuration			
Frequency Range:	5.250-5.350 GHz	Band:	U-NII-2A
Limit Clause(s):	15.407 (a)(2) RSS-247 6.2.2.1	Test Method(s):	C63.10 12.4.2.4 C63.10 12.6
Additional Reference(s):	662911 D01 v02r01 F)2)d)(i), 662911 D01 v02r01 E)2)b)		
Note(s):	DCCF was added to the spectrum analyser reference level offset.		

DUT Configuration			
Mode:	802.11ac VHT40	Duty Cycle (%):	78.8
Modulation Coding Scheme:	MCS2	DCCF (dB):	1.04
Antenna Configuration:	TxBF	Peak Antenna Gain (dBi):	8.56
Active Port(s):	A+B (Core 0 + Core 1)	Active Chain(s):	0+1

Test Frequency (MHz)	PSD (dBm / MHz)					Limit (dBm)	Margin (dB)
	A	B	C	D	∑		
5270	3.04	1.92	-	-	5.53	8.44	-2.92
5310	0.47	0.25	-	-	3.37	8.44	-5.07

Table 682 - FCC Maximum Power Spectral Density Results

Test Frequency (MHz)	PSD (dBm / MHz)					Limit (dBm)	Margin (dB)
	A	B	C	D	∑		
5270	3.04	1.92	-	-	5.53	11.00	-5.47
5310	0.47	0.25	-	-	3.37	11.00	-7.63

Table 683 - ISED Maximum Power Spectral Density Results

Test Configuration			
Frequency Range:	5.250-5.350 GHz	Band:	U-NII-2A
Limit Clause(s):	15.407 (a)(2) RSS-247 6.2.2.1	Test Method(s):	C63.10 12.4.2.4 C63.10 12.6
Additional Reference(s):	662911 D01 v02r01 F)2)d)(i), 662911 D01 v02r01 E)2)b)		
Note(s):	DCCF was added to the spectrum analyser reference level offset.		

DUT Configuration			
Mode:	802.11ac VHT80	Duty Cycle (%):	80.6
Modulation Coding Scheme:	MCS2x1	DCCF (dB):	0.94
Antenna Configuration:	TxBF	Peak Antenna Gain (dBi):	8.56
Active Port(s):	A+B (Core 0 + Core 1)	Active Chain(s):	0+1

Test Frequency (MHz)	PSD (dBm / MHz)					Limit (dBm)	Margin (dB)
	A	B	C	D	∑		
5290	-4.53	-5.16	-	-	-1.83	8.44	-10.27

Table 684 - FCC Maximum Power Spectral Density Results

Test Frequency (MHz)	PSD (dBm / MHz)					Limit (dBm)	Margin (dB)
	A	B	C	D	∑		
5290	-4.53	-5.16	-	-	-1.83	11.00	-12.83

Table 685 - ISED Maximum Power Spectral Density Results

Test Configuration			
Frequency Range:	5.470-5.725 GHz	Band:	U-NII-2C
Limit Clause(s):	15.407 (a)(2) RSS-247 6.2.3.1	Test Method(s):	C63.10 12.4.2.4 C63.10 12.6
Additional Reference(s):	662911 D01 v02r01 F)2)d)(i), 662911 D01 v02r01 E)2)b)		
Note(s):	DCCF was added to the spectrum analyser reference level offset.		

DUT Configuration			
Mode:	802.11ac VHT20	Duty Cycle (%):	79.1
Modulation Coding Scheme:	MCS2	DCCF (dB):	1.02
Antenna Configuration:	TxBF	Peak Antenna Gain (dBi):	7.94
Active Port(s):	A+B (Core 0 + Core 1)	Active Chain(s):	0+1

Test Frequency (MHz)	PSD (dBm / MHz)					Limit (dBm)	Margin (dB)
	A	B	C	D	∑		
5500	4.57	1.54	-	-	6.33	9.06	-2.73
5600	3.69	1.32	-	-	5.67	9.06	-3.39
5700	3.58	1.75	-	-	5.77	9.06	-3.29
5720	3.93	2.40	-	-	6.24	9.06	-2.82

Table 686 - FCC Maximum Power Spectral Density Results

Test Frequency (MHz)	PSD (dBm / MHz)					Limit (dBm)	Margin (dB)
	A	B	C	D	∑		
5500	4.57	1.54	-	-	6.33	11.00	-4.67
5600	3.69	1.32	-	-	5.67	11.00	-5.33
5700	3.58	1.75	-	-	5.77	11.00	-5.23
5720	3.93	2.40	-	-	6.24	11.00	-4.76

Table 687 - ISED Maximum Power Spectral Density Results

Test Configuration			
Frequency Range:	5.470-5.725 GHz	Band:	U-NII-2C
Limit Clause(s):	15.407 (a)(2) RSS-247 6.2.3.1	Test Method(s):	C63.10 12.4.2.4 C63.10 12.6
Additional Reference(s):	662911 D01 v02r01 F)2)d)(i), 662911 D01 v02r01 E)2)b)		
Note(s):	DCCF was added to the spectrum analyser reference level offset.		

DUT Configuration			
Mode:	802.11ac VHT40	Duty Cycle (%):	78.5
Modulation Coding Scheme:	MCS2	DCCF (dB):	1.05
Antenna Configuration:	TxBF	Peak Antenna Gain (dBi):	7.94
Active Port(s):	A+B (Core 0 + Core 1)	Active Chain(s):	0+1

Test Frequency (MHz)	PSD (dBm / MHz)					Limit (dBm)	Margin (dB)
	A	B	C	D	∑		
5510	-0.14	-2.26	-	-	1.94	9.06	-7.12
5590	3.47	1.16	-	-	5.47	9.06	-3.59
5670	2.78	1.09	-	-	5.03	9.06	-4.03
5710	3.31	1.76	-	-	5.62	9.06	-3.45

Table 688 - FCC Maximum Power Spectral Density Results

Test Frequency (MHz)	PSD (dBm / MHz)					Limit (dBm)	Margin (dB)
	A	B	C	D	∑		
5510	-0.14	-2.26	-	-	1.94	11.00	-9.06
5590	3.47	1.16	-	-	5.47	11.00	-5.53
5670	2.78	1.09	-	-	5.03	11.00	-5.97
5710	3.31	1.76	-	-	5.62	11.00	-5.38

Table 689 - ISED Maximum Power Spectral Density Results

Test Configuration			
Frequency Range:	5.470-5.725 GHz	Band:	U-NII-2C
Limit Clause(s):	15.407 (a)(2) RSS-247 6.2.3.1	Test Method(s):	C63.10 12.4.2.4 C63.10 12.6
Additional Reference(s):	662911 D01 v02r01 F)2)d)(i), 662911 D01 v02r01 E)2)b)		
Note(s):	DCCF was added to the spectrum analyser reference level offset.		

DUT Configuration			
Mode:	802.11ac VHT80	Duty Cycle (%):	77.6
Modulation Coding Scheme:	MCS2x1	DCCF (dB):	1.10
Antenna Configuration:	TxBF	Peak Antenna Gain (dBi):	7.94
Active Port(s):	A+B (Core 0 + Core 1)	Active Chain(s):	0+1

Test Frequency (MHz)	PSD (dBm / MHz)					Limit (dBm)	Margin (dB)
	A	B	C	D	∑		
5530	-3.97	-5.40	-	-	-1.61	9.06	-10.68
5610	1.00	-0.42	-	-	3.36	9.06	-5.70
5690	0.90	0.14	-	-	3.55	9.06	-5.52

Table 690 - FCC Maximum Power Spectral Density Results

Test Frequency (MHz)	PSD (dBm / MHz)					Limit (dBm)	Margin (dB)
	A	B	C	D	∑		
5530	-3.97	-5.40	-	-	-1.61	11.00	-12.61
5610	1.00	-0.42	-	-	3.36	11.00	-7.64
5690	0.90	0.14	-	-	3.55	11.00	-7.45

Table 691 - ISED Maximum Power Spectral Density Results

Test Configuration			
Frequency Range:	5.725-5.850 GHz	Band:	U-NII-3
Limit Clause(s):	15.407 (a)(3) RSS-247 6.2.4.1	Test Method(s):	C63.10 12.4.2.4 C63.10 12.6
Additional Reference(s):	662911 D01 v02r01 F)2)d)(i), 662911 D01 v02r01 E)2)b)		
Note(s):	DCCF was added to the spectrum analyser reference level offset.		

DUT Configuration			
Mode:	802.11ac VHT20	Duty Cycle (%):	82.3
Modulation Coding Scheme:	MCS2	DCCF (dB):	0.85
Antenna Configuration:	TxBF	Peak Antenna Gain (dBi):	7.98
Active Port(s):	A+B (Core 0 + Core 1)	Active Chain(s):	0+1

Test Frequency (MHz)	PSD (dBm / 500 kHz)					Limit (dBm)	Margin (dB)
	A	B	C	D	∑		
5720	0.54	-2.75	-	-	2.21	28.02	-25.81
5745	8.48	7.01	-	-	10.82	28.79	-17.97
5785	8.84	7.83	-	-	11.37	28.79	-17.42
5825	8.73	7.81	-	-	11.30	28.79	-17.49

Table 692 - Maximum Power Spectral Density Results

Test Configuration			
Frequency Range:	5.725-5.850 GHz	Band:	U-NII-3
Limit Clause(s):	15.407 (a)(3) RSS-247 6.2.4.1	Test Method(s):	C63.10 12.4.2.4 C63.10 12.6
Additional Reference(s):	662911 D01 v02r01 F)2)d)(i), 662911 D01 v02r01 E)2)b)		
Note(s):	DCCF was added to the spectrum analyser reference level offset.		

DUT Configuration			
Mode:	802.11ac VHT40	Duty Cycle (%):	83.8
Modulation Coding Scheme:	MCS2	DCCF (dB):	0.77
Antenna Configuration:	TxBF	Peak Antenna Gain (dBi):	7.98
Active Port(s):	A+B (Core 0 + Core 1)	Active Chain(s):	0+1

Test Frequency (MHz)	PSD (dBm / 500 kHz)					Limit (dBm)	Margin (dB)
	A	B	C	D	∑		
5710	-2.59	-5.05	-	-	-0.64	28.02	-28.65
5755	5.51	3.07	-	-	7.47	28.79	-21.32
5795	5.40	3.63	-	-	7.62	28.79	-21.17

Table 693 - Maximum Power Spectral Density Results

Test Configuration			
Frequency Range:	5.725-5.850 GHz	Band:	U-NII-3
Limit Clause(s):	15.407 (a)(3) RSS-247 6.2.4.1	Test Method(s):	C63.10 12.4.2.4 C63.10 12.6
Additional Reference(s):	662911 D01 v02r01 F)2)d)(i), 662911 D01 v02r01 E)2)b)		
Note(s):	DCCF was added to the spectrum analyser reference level offset.		

DUT Configuration			
Mode:	802.11ac VHT80	Duty Cycle (%):	81.6
Modulation Coding Scheme:	MCS2x1	DCCF (dB):	0.88
Antenna Configuration:	TxBF	Peak Antenna Gain (dBi):	7.94
Active Port(s):	A+B (Core 0 + Core 1)	Active Chain(s):	0+1

Test Frequency (MHz)	PSD (dBm / 500 kHz)					Limit (dBm)	Margin (dB)
	A	B	C	D	∑		
5690	-4.55	-6.86	-	-	-2.55	28.06	-30.61
5775	-0.42	-2.57	-	-	1.65	28.79	-27.14

Table 694 - Maximum Power Spectral Density Results

FCC 47 CFR Part 15E, Limit Clause 15.407(a)

Condition of Operation	Frequency Range (MHz)			
	5150-5250	5250-5350	5470-5725	5725-5850
Max Conducted Power Spectral Density	17 dBm/MHz for master device 11 dBm/MHz for mobile/portable client device	11 dBm/MHz		30 dBm/500 kHz

Table 695

ISED RSS-247, Limit Clause 6.2.1.1, 6.2.2.1, 6.2.3.1, 6.2.4.1 and 6.2.5.2

Device	Frequency Range (MHz)				
	5150-5250	5250-5350	5470-5725	5725-5850	5850-5895
OEM installed in vehicles	-	-	-	-	-
Other	≤10 dBm/MHz*	≤11 dBm/MHz	≤11 dBm/MHz	≤30 dBm/500kHz	Fixed Outdoor Access Point: 23 dBm/MHz* Fixed Outdoor Client: 17 dBm/MHz Indoor Access Point: 20 dBm/MHz Indoor Subordinate: 20 dBm/MHz Indoor Client: 14 dBm/MHz

Table 696

*Maximum power spectral density specified as EIRP.

2.4.7 Test Location and Test Equipment Used

This test was carried out in RF Chamber 18 and RF Laboratory 14.

Instrument	Manufacturer	Type No.	TE No.	Calibration Period (months)	Calibration Expiry Date
Hygrometer	Rotronic	I-1000	3068	12	07-Nov-2024
AC Programmable Power Supply	iTech	IT7324	5225	-	O/P Mon
1800-6000 MHz Power Splitter	Mini-Circuits	ZN2PD-63-S+	4055	-	O/P Mon
MXA Signal Analyser	Keysight Technologies	N9020B	5529	24	13-Dec-2024
2-Way Power Divider (2-8 GHz)	Aaren	AT30A-TE0208-2-AF	5685	12	02-Jan-2025
USB Power Sensor	Boonton	RTP5008	5820	12	07-Feb-2025
USB Power Sensor	Boonton	RTP5008	5821	12	07-Feb-2025
Digital Multimeter	Fluke	115	6145	12	06-Jun-2025
Cable (SMA to SMA 1m)	Junkosha	MWX221/B	6305	12	20-May-2025
MXA Signal Analyser	Keysight Technologies	N9020B	6417	24	26-Feb-2025
MXA Signal Analyser	Keysight Technologies	N9020B	6419	24	28-Feb-2025
Signal Conditioning Unit	TUV SUD	SPECTRUM_SCU001	6426	12	07-Feb-2025
Directional Coupler 2-8GHz	RF-Lambda	RFDC2G8G10	6447	-	O/P Mon
Directional Coupler 2-8GHz	RF-Lambda	RFDC2G8G10	6448	-	O/P Mon
Signal Conditioning Unit	TUV SUD	SPECTRUM_SCU001	6517	12	22-Feb-2025
Signal Conditioning Unit	TUV SUD	SPECTRUM_SCU001	6518	12	16-Feb-2025
SCU Cable Assembly	TUV SUD	SPECTRUM_SCU_CA	6526	12	22-Feb-2025
SCU Cable Assembly	TUV SUD	SPECTRUM_SCU_CA	6527	12	05-Mar-2025
SCU Cable Assembly	TUV SUD	SPECTRUM_SCU_CA	6529	12	16-Feb-2025
SCU Cable Assembly	TUV SUD	SPECTRUM_SCU_CA	6530	12	16-Feb-2025
USB Wideband Power Sensor	Boonton	RTP5008	6585	12	20-Feb-2025
USB Wideband Power Sensor	Boonton	RTP5008	6587	12	13-Feb-2025
AC Programmable Power Supply	iTech	IT7324	6662	-	O/P Mon
AC Programmable Power Supply	iTech	IT7324	6665	-	O/P Mon
SCU Cable Assembly	TUV SUD	SPECTRUM_SCU_CA	6752	12	06-Feb-2025
SCU Cable Assembly	TUV SUD	SPECTRUM_SCU_CA	6753	12	06-Feb-2025

Table 697

O/P Mon - Output Monitored using calibrated equipment

2.5 Authorised Band Edges

2.5.1 Specification Reference

FCC 47 CFR Part 15E, Clause 15.407 (b)
ISED RSS-247, Clause 6.2

2.5.2 Equipment Under Test and Modification State

A3247, S/N: KN47NTDQRY - Modification State 0

2.5.3 Date of Test

08-April-2024 to 08-June-2024

2.5.4 Test Method

The test was performed in accordance with ANSI C63.10, clause 6.6.

EIRP limits were converted to field strength at 3 m using the following formula:

Field Strength (dBµV/m at 3 m) = EIRP (dBm) + 95.2 dB

Authorised band edge measurements were performed, with the device operating in SISO and MIMO configurations, across the various modes supported by the device.

The measurements displayed within this report, have been limited to those modes which have been shown to be worst case.

Further measurements are held on file by TÜV SÜD and are available if required.

2.5.5 Environmental Conditions

Ambient Temperature	22.1 - 24.5 °C
Relative Humidity	36.3 - 45.5 %

2.5.6 Test Results

5 GHz WLAN

20 MHz Bandwidth - Core 0 (SISO)

Mode	Data Rate/ MCS	Resource Size	Resource Index	TX Frequency (MHz)	Band Edge Frequency (MHz)	Peak Level (dBµV/m)
802.11a	54 Mbps	-	-	5500	5470	63.64
802.11a	6 Mbps	-	-	5520	5470	57.55
802.11n HT20	MCS 4	-	-	5500	5470	63.23
802.11n HT20	MCS 2	-	-	5520	5470	57.67
802.11ax HE20	MCS 11x1	SU	-	5500	5470	63.65
802.11ax HE20	MCS 11x1	106	54	5500	5470	62.43
802.11ax HE20	MCS 2x1	SU	-	5520	5470	58.96
802.11ax HE20	MCS 2x1	106	54	5520	5470	57.65
802.11a	24 Mbps	-	-	5745	5725	57.53
802.11n HT20	MCS 4	-	-	5745	5725	58.07
802.11ax HE20	MCS 11x1	SU	-	5745	5725	57.63
802.11ax HE20	MCS 11x1	26	0	5745	5725	57.70
802.11a	6 Mbps	-	-	5680	5725	60.95
802.11a	24 Mbps	-	-	5700	5725	63.60
802.11n HT20	MCS 2	-	-	5680	5725	62.14
802.11n HT20	MCS 7	-	-	5700	5725	63.66
802.11ax HE20	MCS 2x1	SU	-	5680	5725	62.54
802.11ax HE20	MCS 2x1	106	54	5680	5725	58.75
802.11ax HE20	MCS 11x1	SU	-	5700	5725	63.49
802.11ax HE20	MCS 11x1	106	53	5700	5725	63.64
802.11a	12 Mbps	-	-	5720	5850	58.80
802.11a	24 Mbps	-	-	5825	5850	57.99
802.11n HT20	MCS 2	-	-	5720	5850	57.97
802.11n HT20	MCS 2	-	-	5825	5850	58.03
802.11ax HE20	MCS 4x1	SU	-	5720	5850	57.75
802.11ax HE20	MCS 11x1	106	53	5720	5850	57.54
802.11ax HE20	MCS 4x1	SU	-	5825	5850	57.67
802.11ax HE20	MCS 11x1	106	53	5825	5850	57.99

Table 698 - SISO Authorised Band Edge Results

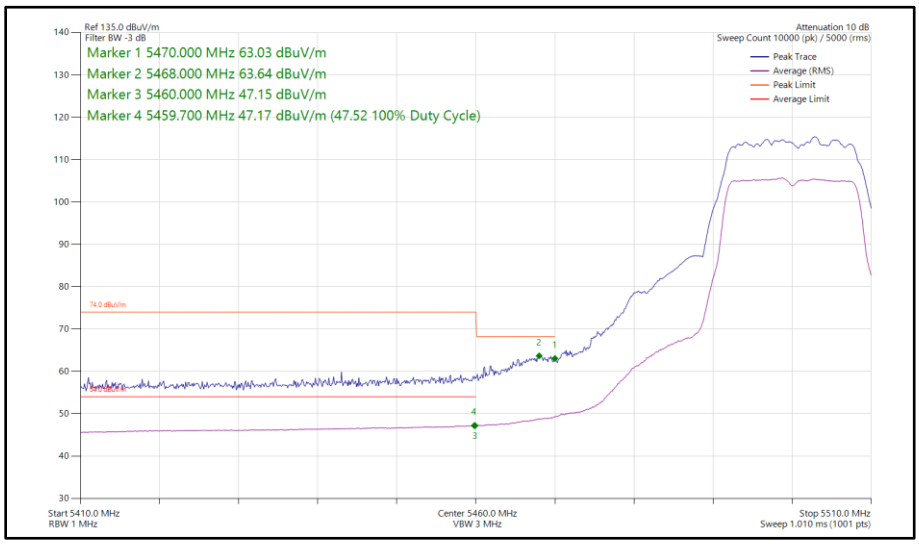

Figure 328 - 802.11a, SISO, Core 0 - 5500 MHz
Band Edge Frequency 5470 MHz

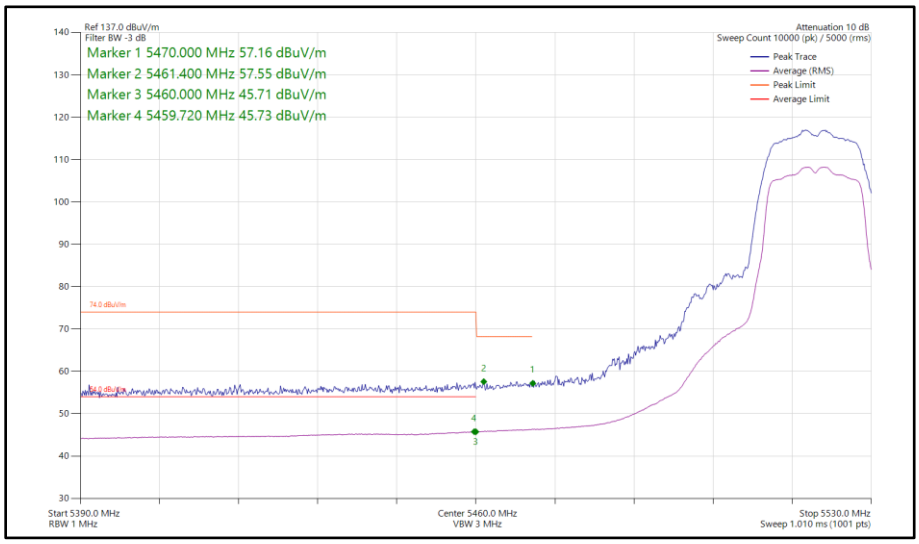

Figure 329 - 802.11a, SISO, Core 0 - 5520 MHz
Band Edge Frequency 5470 MHz

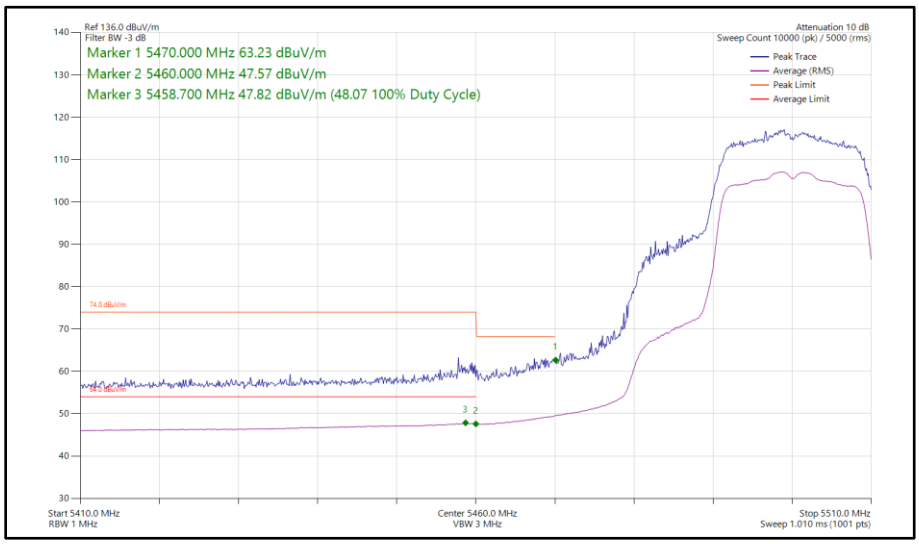

Figure 330 - 802.11n HT20, SISO, Core 0 - 5500 MHz
Band Edge Frequency 5470 MHz

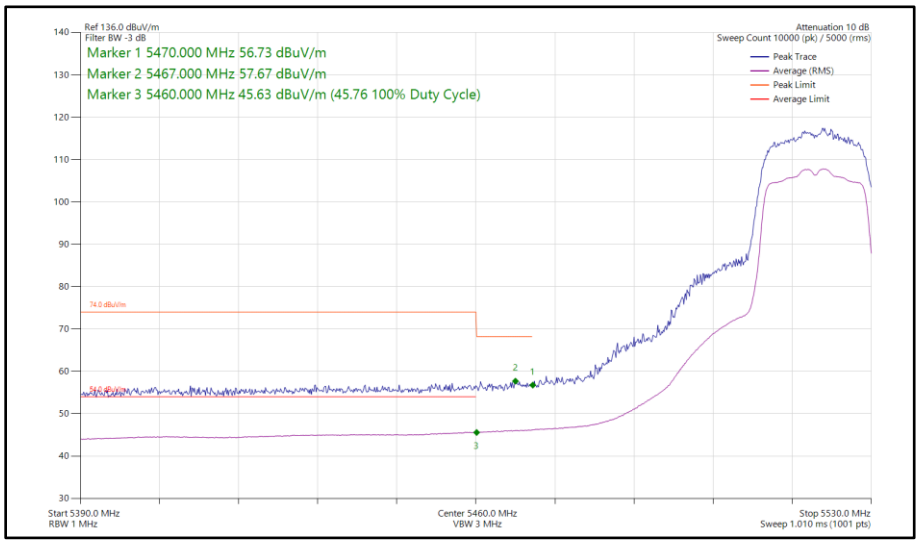

Figure 331 - 802.11n HT20, SISO, Core 0 - 5520 MHz
Band Edge Frequency 5470 MHz

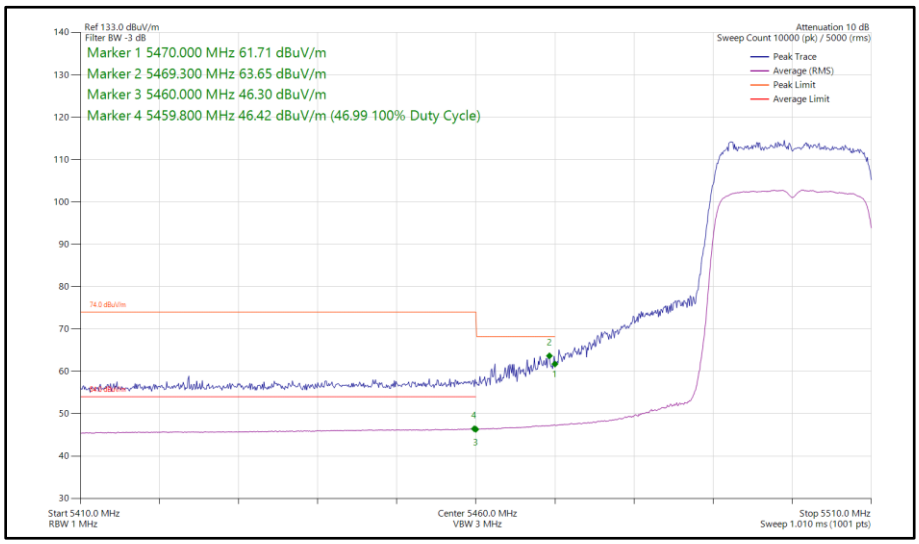

Figure 332 - 802.11ax HE20, SU, SISO, Core 0 - 5500 MHz Band Edge Frequency 5470 MHz

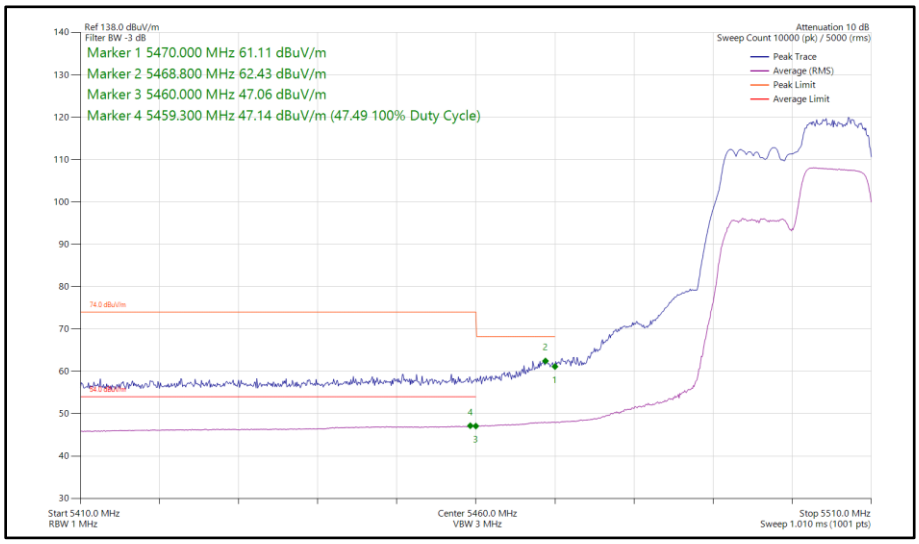

Figure 333 - 802.11ax HE20, RU 106-54, SISO, Core 0 - 5500 MHz Band Edge Frequency 5470 MHz

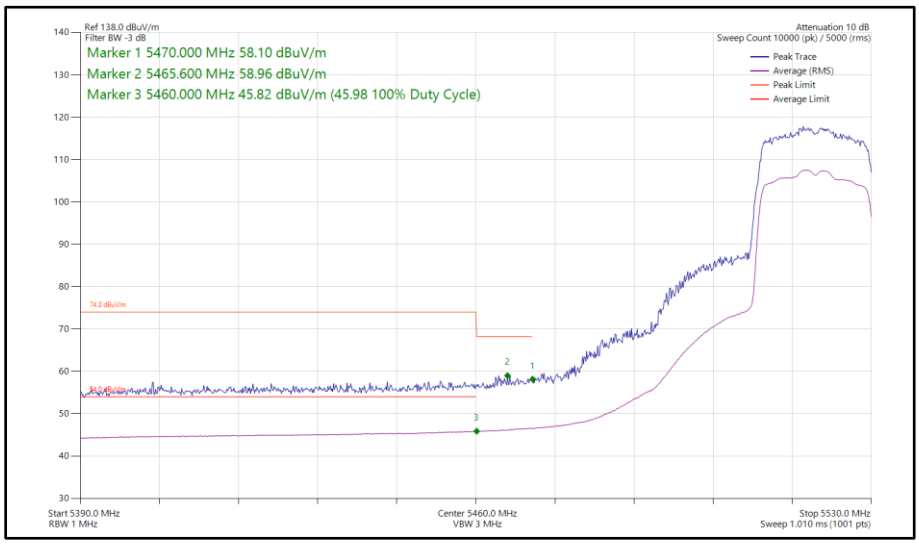

Figure 334 - 802.11ax HE20, SU, SISO, Core 0 - 5520 MHz Band Edge Frequency 5470 MHz

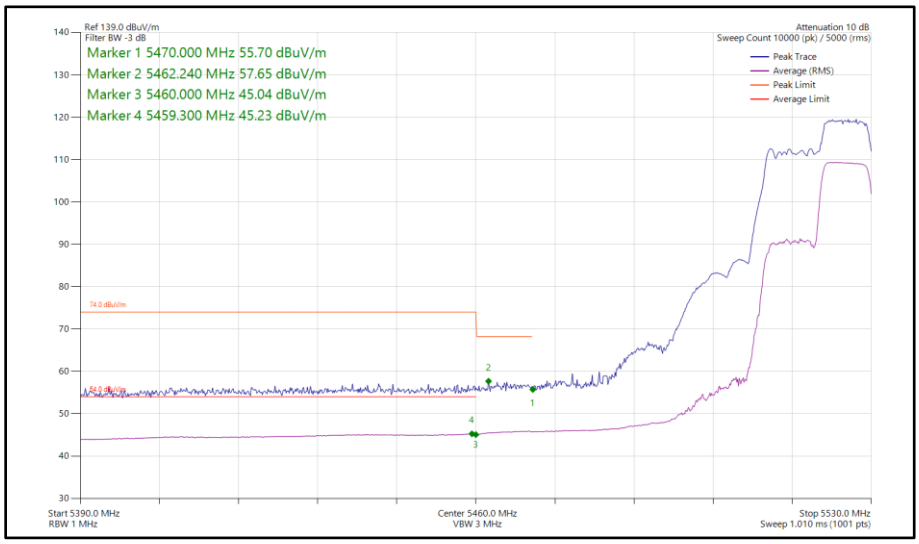

Figure 335 - 802.11ax HE20, RU 106-54, SISO, Core 0 - 5520 MHz Band Edge Frequency 5470 MHz

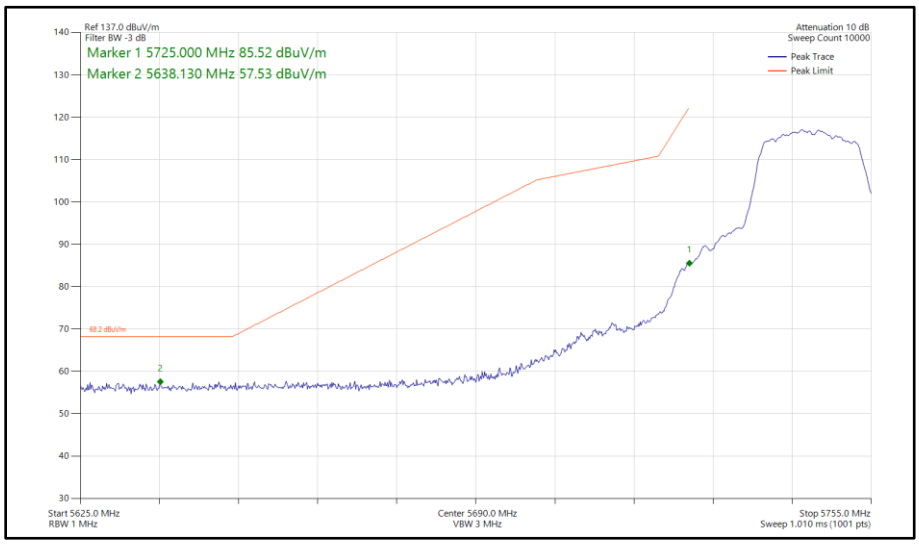

Figure 336 - 802.11a, SISO, Core 0 - 5745 MHz
Band Edge Frequency 5725 MHz

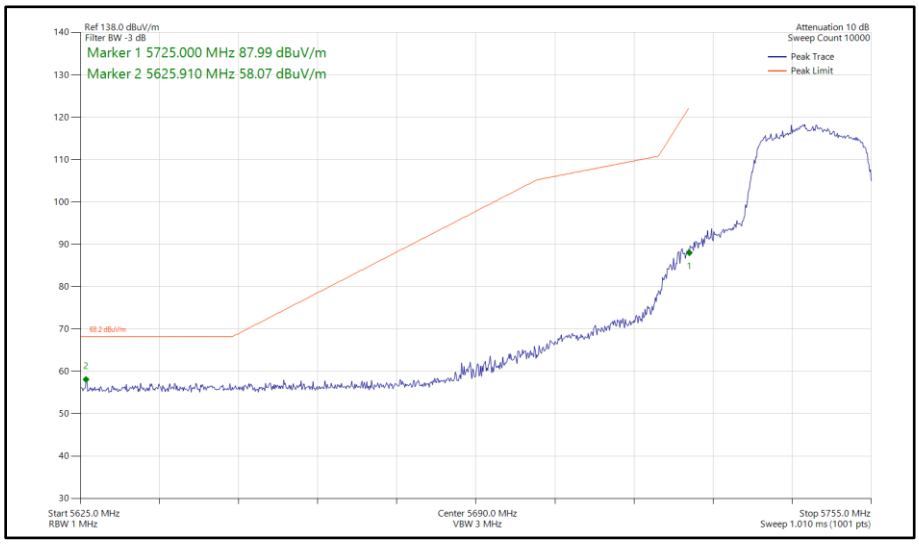

Figure 337 - 802.11n HT20, SISO, Core 0 - 5745 MHz
Band Edge Frequency 5725 MHz