TUV SUD Limited
Digitally signed by TUV SUD Limited
Date: 2024.10.14
14:34:14 +01'00'

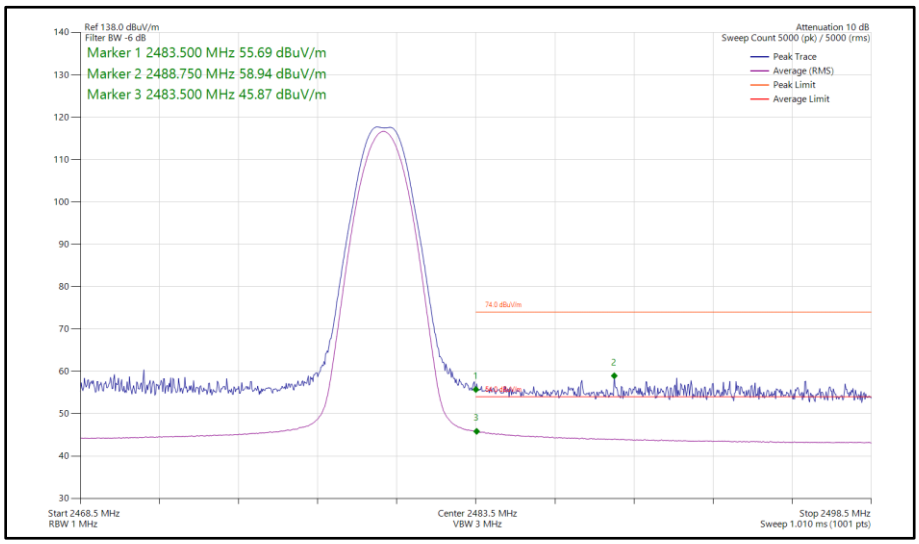

Figure 69 - Bluetooth LE1M, SISO, Core 1 - 2480 MHz
Band Edge Frequency 2483.5 MHz

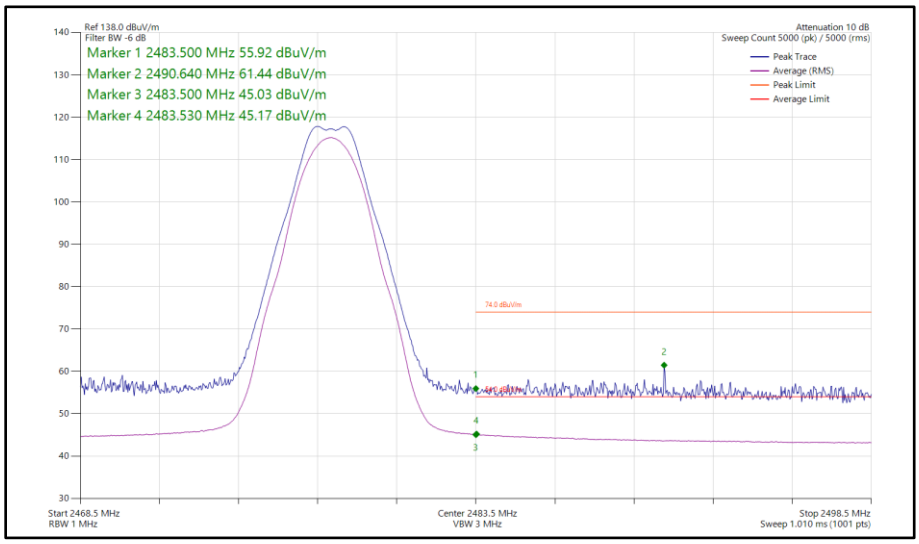

Figure 70 - Bluetooth LE2M, SISO, Core 1 - 2478 MHz
Band Edge Frequency 2483.5 MHz

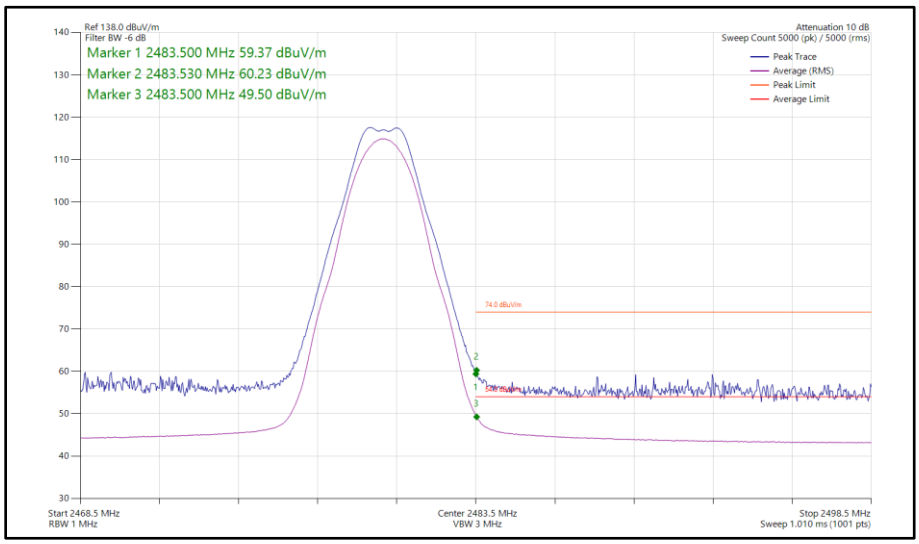

Figure 71 - Bluetooth LE2M, SISO, Core 1 - 2480 MHz
Band Edge Frequency 2483.5 MHz

ePA - Core 0 - Core 1 (MIMO)

Mode	Packet Type	TX Frequency (MHz)	Band Edge Frequency (MHz)	Peak Level (dBµV/m)	Average Level (dBuV/m)
Static	HDR4	2404	2390	56.86	45.00
Static	HDR8	2404	2390	57.36	46.11
Static	LE1M	2402	2390	56.96	45.29
Static	LE2M	2402	2390	57.00	45.52
Static	HDR4	2476	2483.5	56.47	45.44
Static	HDR4	2478	2483.5	58.30	47.26
Static	HDR8	2476	2483.5	61.12	50.08
Static	HDR8	2478	2483.5	62.70	51.46
Static	LE1M	2480	2483.5	57.60	46.76
Static	LE2M	2478	2483.5	57.53	45.96
Static	LE2M	2480	2483.5	60.29	50.20

Table 13 - MIMO Restricted Band Edge Results

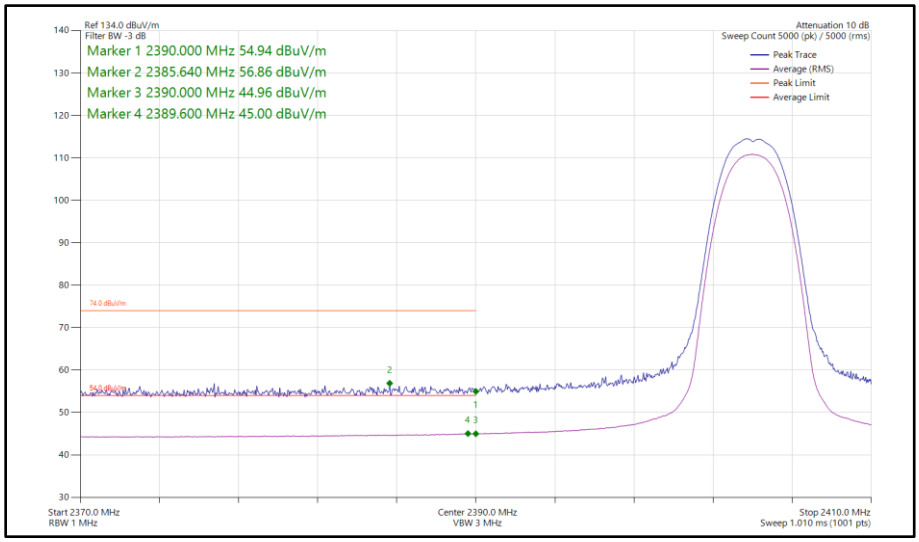

Figure 72 - Bluetooth HDR4, MIMO, Core 0 - Core 1 - 2404 MHz Band Edge Frequency 2390 MHz

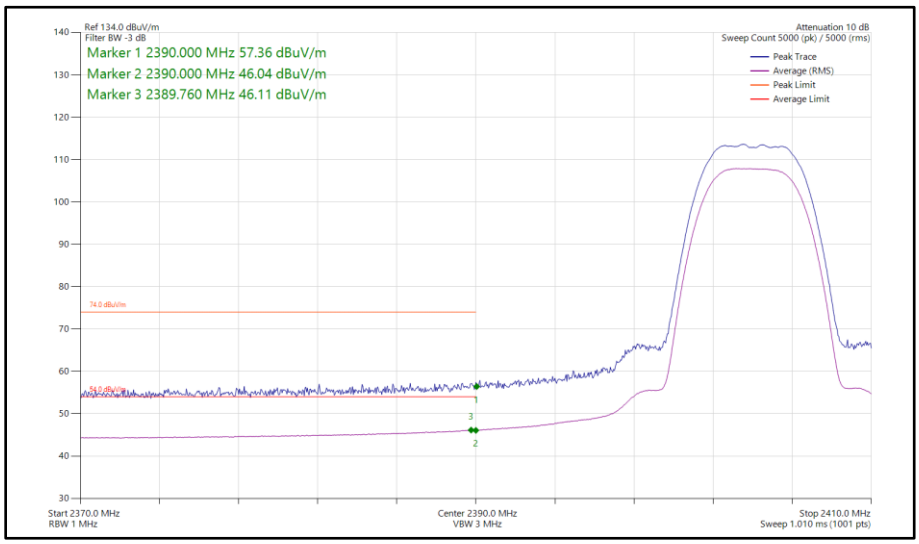

Figure 73 - Bluetooth HDR8, MIMO, Core 0 - Core 1 - 2404 MHz Band Edge Frequency 2390 MHz

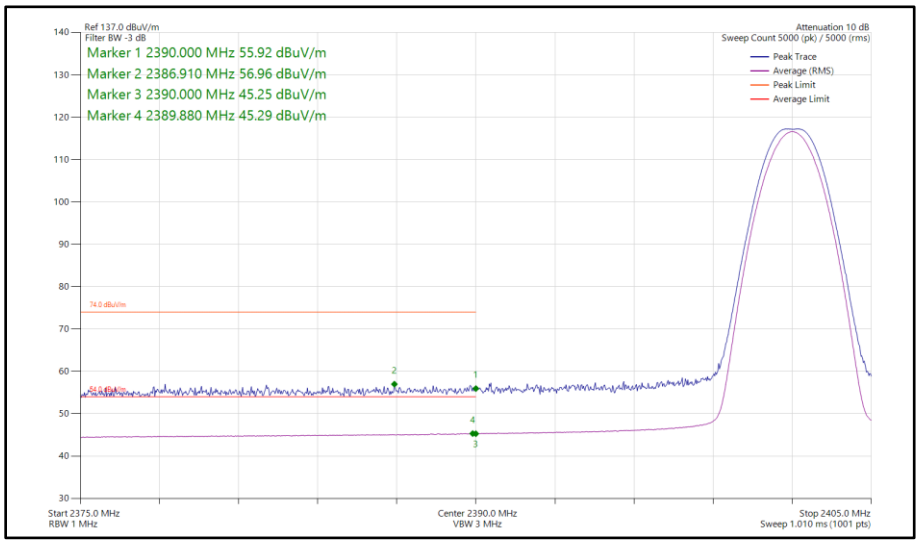

Figure 74 - Bluetooth LE1M, MIMO, Core 0 - Core 1 - 2402 MHz Band Edge Frequency 2390 MHz

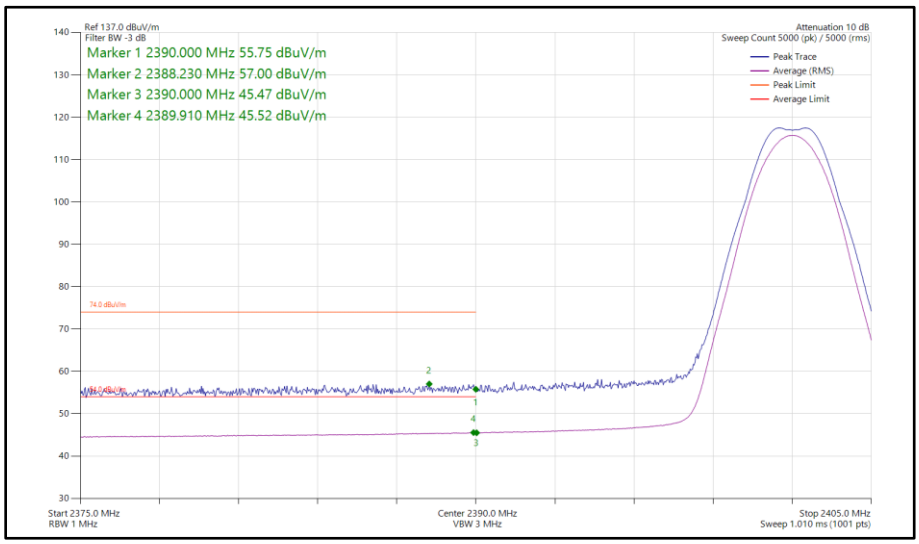

Figure 75 - Bluetooth LE2M, MIMO, Core 0 - Core 1 - 2402 MHz Band Edge Frequency 2390 MHz

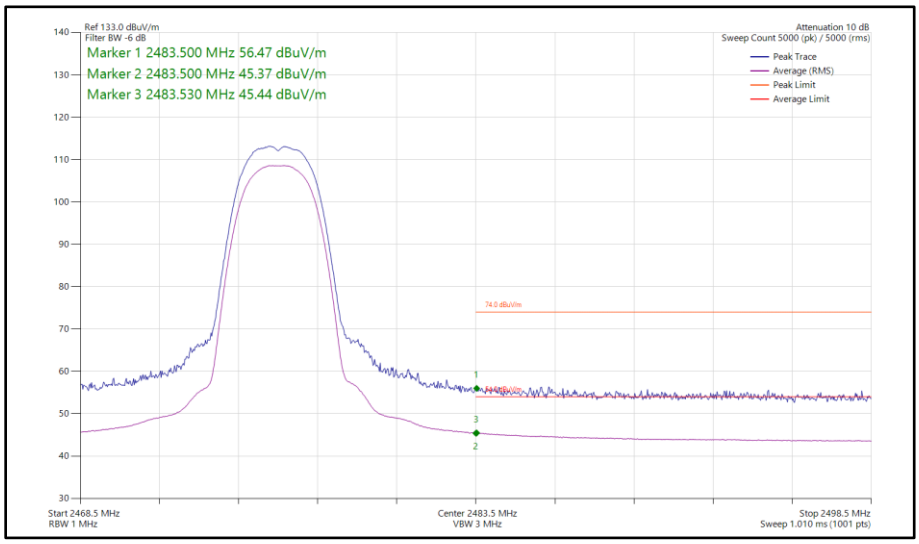

Figure 76 - Bluetooth HDR4, MIMO, Core 0 - Core 1 - 2476 MHz Band Edge Frequency 2483.5 MHz

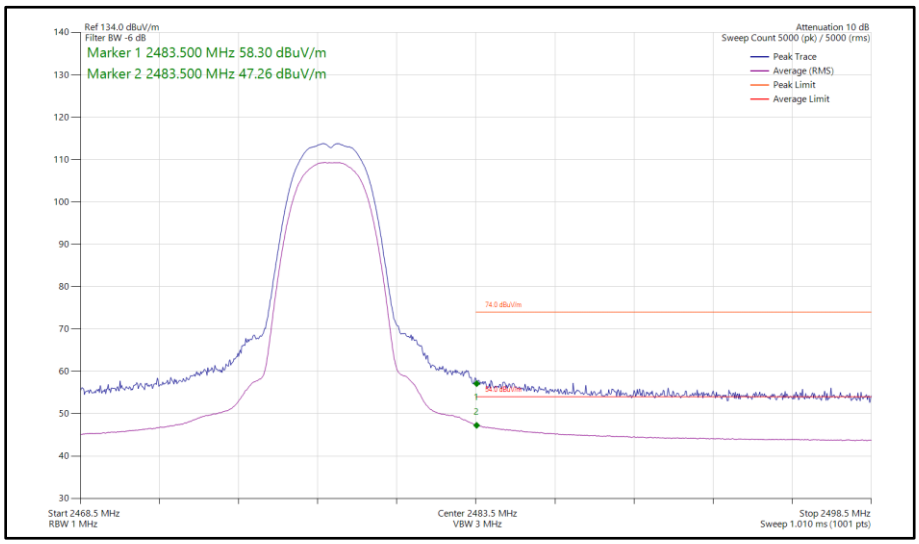

Figure 77 - Bluetooth HDR4, MIMO, Core 0 - Core 1 - 2478 MHz Band Edge Frequency 2483.5 MHz

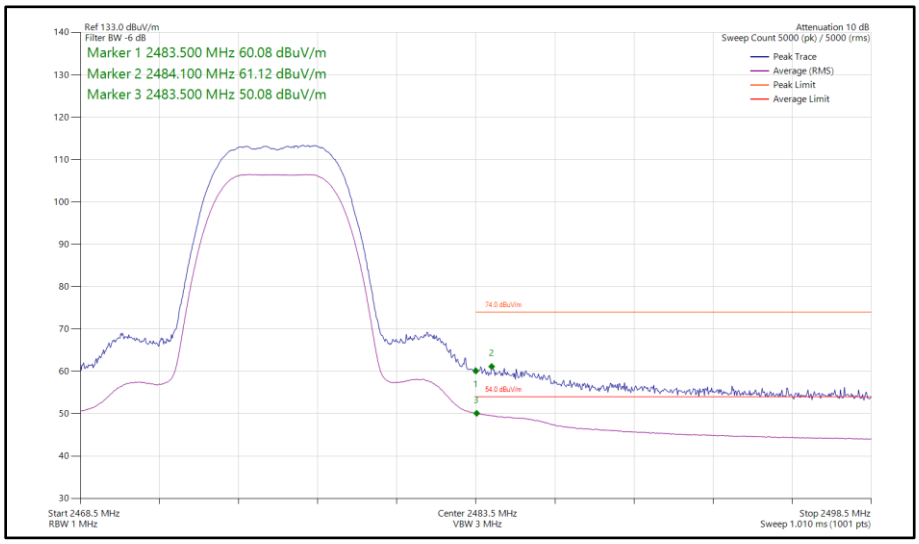

Figure 78 - Bluetooth HDR8, MIMO, Core 0 - Core 1 - 2476 MHz Band Edge Frequency 2483.5 MHz

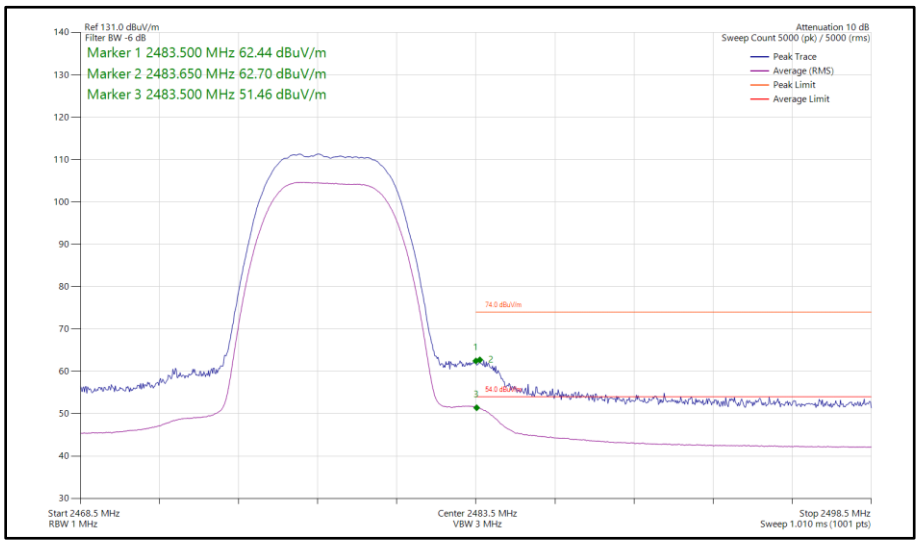

Figure 79 - Bluetooth HDR8, MIMO, Core 0 - Core 1 - 2478 MHz Band Edge Frequency 2483.5 MHz

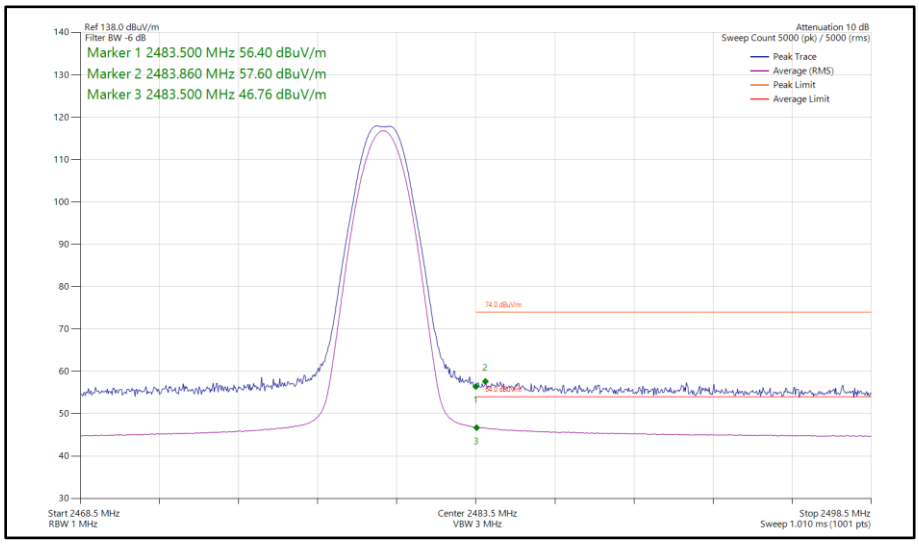

Figure 80 - Bluetooth LE1M, MIMO, Core 0 - Core 1 - 2480 MHz Band Edge Frequency 2483.5 MHz

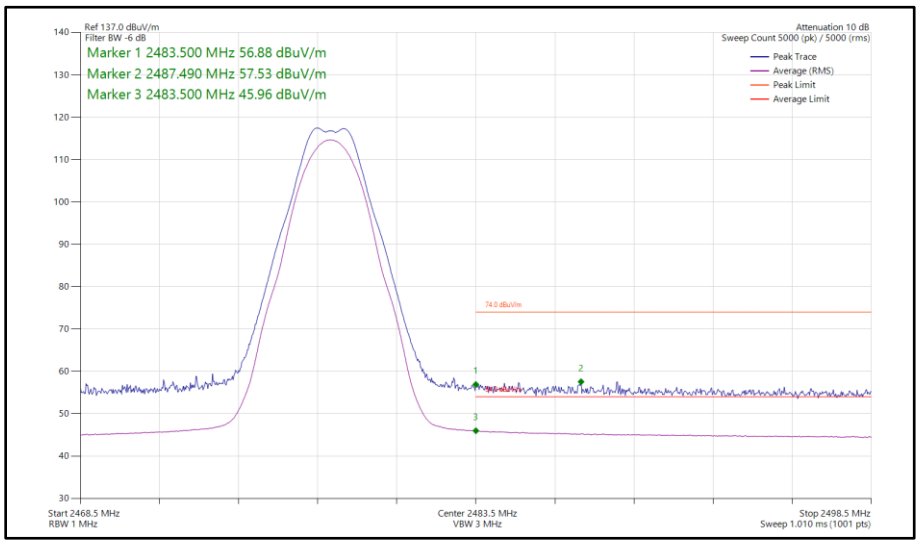

Figure 81 - Bluetooth LE2M, MIMO, Core 0 - Core 1 - 2478 MHz Band Edge Frequency 2483.5 MHz

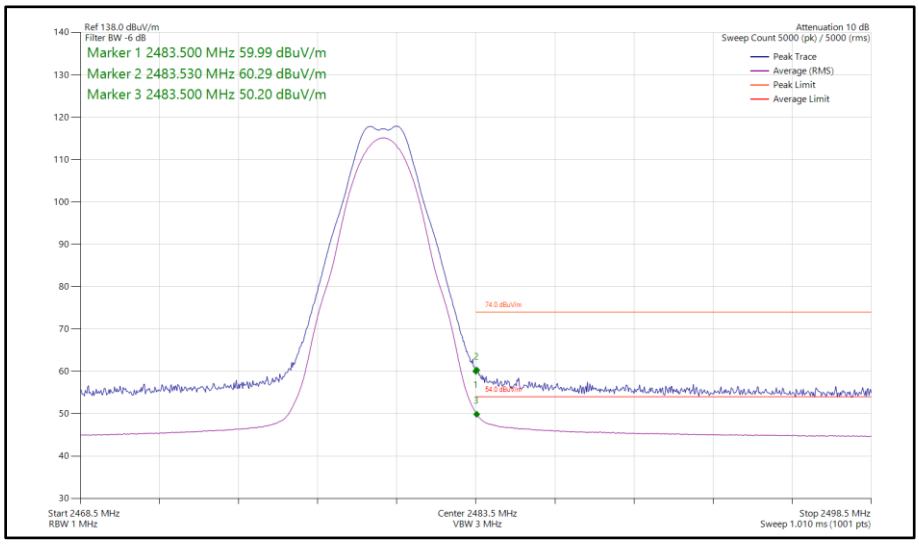

Figure 82 - Bluetooth LE2M, MIMO, Core 0 - Core 1 - 2480 MHz Band Edge Frequency 2483.5 MHz

FCC 47 CFR Part 15, Limit Clause 15.209

Frequency (MHz)	Field Strength (µV/m at 3 m)
30 to 88	100
88 to 216	150
216 to 960	200
Above 960	500

Table 14

ISED RSS-GEN, Limit Clause 8.9

Frequency (MHz)	Field Strength (µV/m at 3 m)
30 to 88	100
88 to 216	150
216 to 960	200
Above 960*	500

Table 15

*Unless otherwise specified, for all frequencies greater than 1 GHz, the radiated emission limits for licence-exempt radio apparatus stated in applicable RSSs (including RSS-Gen) are based on measurements using a linear average detector function having a minimum resolution bandwidth of 1 MHz. If an average limit is specified for the EUT, then the peak emission shall also be measured with instrumentation properly adjusted for such factors as pulse desensitization to ensure the peak emission is less than 20 dB above the average limit.

2.1.7 Test Location and Test Equipment Used

This test was carried out in RF Chamber 14 and RF Chamber 15.

Instrument	Manufacturer	Type No.	TE No.	Calibration Period (months)	Calibration Expiry Date
Emissions Software	TUV SUD	EmX V3.2.0	5125	-	Software
EMI Test Receiver	Rohde & Schwarz	ESW44	5911	12	11-Sep-2024
EMI Test Receiver	Rohde & Schwarz	ESW44	5912	12	05-Jul-2024
1500W (300V 12A) AC Power Supply	iTech	IT7324	5955	-	O/P Mon
1500W (300V 12A) AC Power Supply	iTech	IT7324	5956	-	O/P Mon
5m Semi-Anechoic Chamber (Dual-Axis)	Albatross Projects	RF Chamber 14	5958	36	26-Apr-2025
Mast & Turntable Controller	Maturo Gmbh	FCU3.0	5960	-	TU
Tilt Antenna Mast	Maturo Gmbh	BAM4.5-P	5961	-	TU
Turntable	Maturo Gmbh	TT1.5SI	5962	-	TU
5m Semi-Anechoic Chamber (Dual-Axis), Chamber 15	Albatross Projects	RF Chamber 15	5963	36	28-Apr-2025
Mast & Turntable Controller	Maturo Gmbh	FCU3.0	5966	-	TU
Tilt Antenna Mast	Maturo Gmbh	BAM4.5-P	5967	-	TU
Turntable	Maturo Gmbh	TT1.5SI	5968	-	TU
Cable (SMA to SMA 1m)	Junkosha	MWX221-01000AMSAMS/A	5996	12	05-Jun-2024
Cable (SMA to SMA 1m)	Junkosha	MWX221-01000AMSAMS/A	5997	12	14-Sep-2024
Cable (SMA to SMA 6.5m)	Junkosha	MWX221-06500AMSAMS/B	6003	12	05-Jun-2024
Cable (N to N 1m)	Junkosha	MWX221-01000AMSAMS/B	6009	12	05-Jun-2024
Horn Antenna (1-10 GHz)	Schwarzbeck	BBHA9120B	6140	12	26-Aug-2024
Horn Antenna (1-10 GHz)	Schwarzbeck	BBHA9120B	6141	12	26-Aug-2024
Horn Antenna (1-10 GHz)	Schwarzbeck	BBHA9120B	6142	12	26-Aug-2024
Digital Multimeter	Fluke	115	6145	12	15-Jun-2024
Digital Multimeter	Fluke	115	6147	12	16-Jun-2024
Humidity & Temperature meter	R.S Components	1364	6149	12	07-Jul-2024
SAC Switch Unit	TUV SUD	TUV_SSU_001	6191	12	18-Dec-2024
SAC Switch Unit	TUV SUD	TUV_SSU_004 PLC	6349	12	01-May-2024*
SAC Switch Unit	TUV SUD	TUV_SSU_004 PLC	6349	12	02-May-2025*
Humidity and	R.S Components	1364	6149	12	07-Jul-2024

Instrument	Manufacturer	Type No.	TE No.	Calibration Period (months)	Calibration Expiry Date
Temperature Meter					
1m Cable	Junkosha	MWX241-01000AMSAMS/B	6740	12	01-Feb-2025
1m Cable	Junkosha	MWX241-01000AMSAMS/B	6741	12	01-Feb-2025
6.5m Cable	Junkosha	MWX221-06500AMSAMS/B	6744	12	01-Feb-2025

Table 16

TU - Traceability Unscheduled
O/P Mon - Output Monitored using calibrated equipment

*NOTE: Only used within calibration period.

2.2 Emission Bandwidth

2.2.1 Specification Reference

FCC 47 CFR Part 15C, Clause 15.247 (a)(2)
ISED RSS-247, Clause 5.2
ISED RSS-GEN, Clause 6.7

2.2.2 Equipment Under Test and Modification State

A3247, S/N: CFK34L4W7N - Modification State 0
A3247, S/N: CMVW5QCY3C - Modification State 0

2.2.3 Date of Test

15-June-2024 to 03-July-2024

2.2.4 Test Method

This test was performed in accordance with ANSI C63.10, clause 11.8.1 for 6 dB BW and 6.9.3 for 99% occupied bandwidth measurements.

2.2.5 Environmental Conditions

Ambient Temperature	22.2 - 22.5 °C
Relative Humidity	48.6 - 52.5 %

2.2.6 Test Results

2.4 GHz Bluetooth LE/HDR

Test Configuration			
Frequency Range:	2400-2483.5 MHz	Band:	2.4 GHz
Limit Clause(s):	15.247 (a)(2) RSS-247 5.2 a)	Test Method(s):	C63.10 6.9.3 C63.10 11.8.1
Additional Reference(s):	-		

DUT Configuration			
Mode:	iPA π/4 DQPSK (4-DH5)	Duty Cycle (%):	-
Antenna Configuration:	SISO	DCCF (dB):	-
Active Port(s):	A (Core 0)	Peak Antenna Gain (dBi):	-

Test Frequency (MHz)	6 dB Bandwidth (MHz)				Limit (kHz)
	A	B	C	D	
2404	1.896	-	-	-	≥500.0
2441	1.888	-	-	-	≥500.0
2476	1.896	-	-	-	≥500.0

Table 17 - 6 dB Bandwidth Results

Test Frequency (MHz)	99% Bandwidth (MHz)				Limit (kHz)
	A	B	C	D	
2404	2.320	-	-	-	-
2441	2.320	-	-	-	-
2476	2.320	-	-	-	-

Table 18 - 99% Bandwidth Results

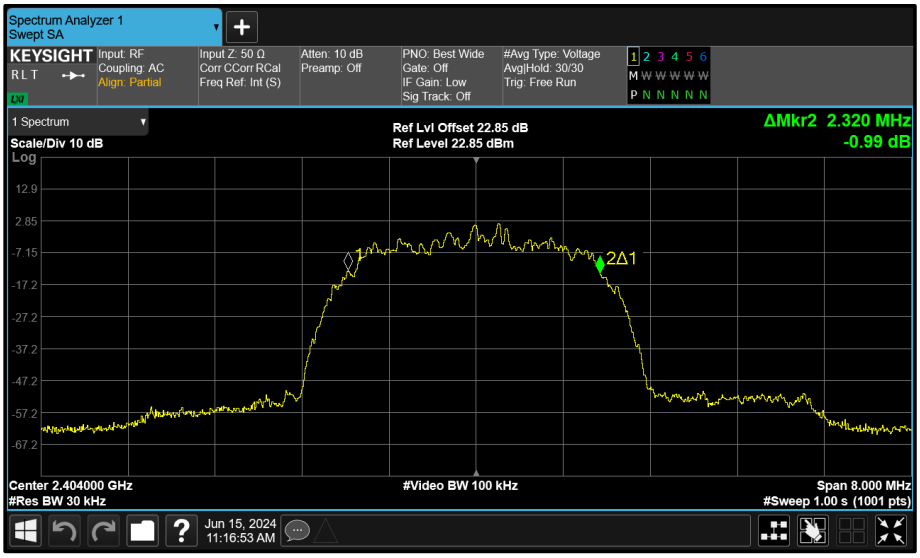

Figure 83 - Core 0 (A) 2404 MHz (CH2) 99% Bandwidth

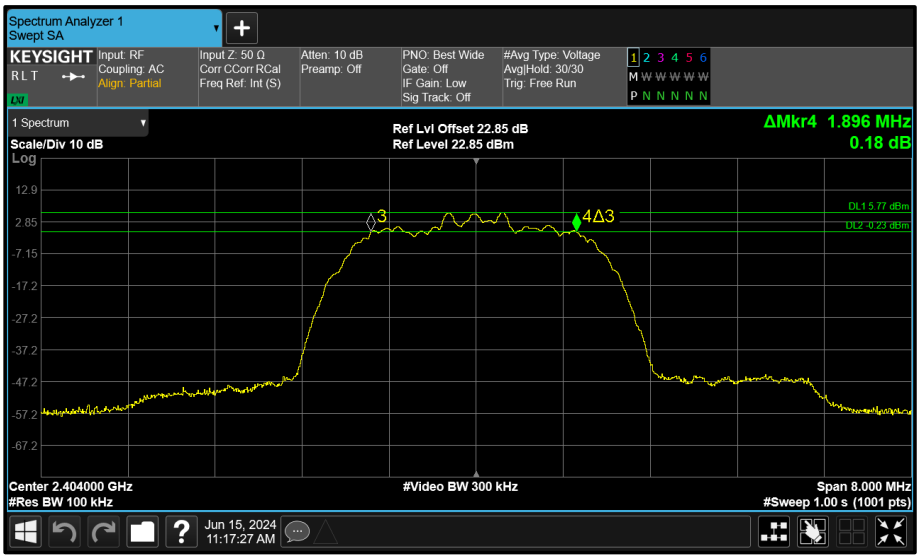

Figure 84 - Core 0 (A) 2404 MHz (CH2) 6 dB Bandwidth

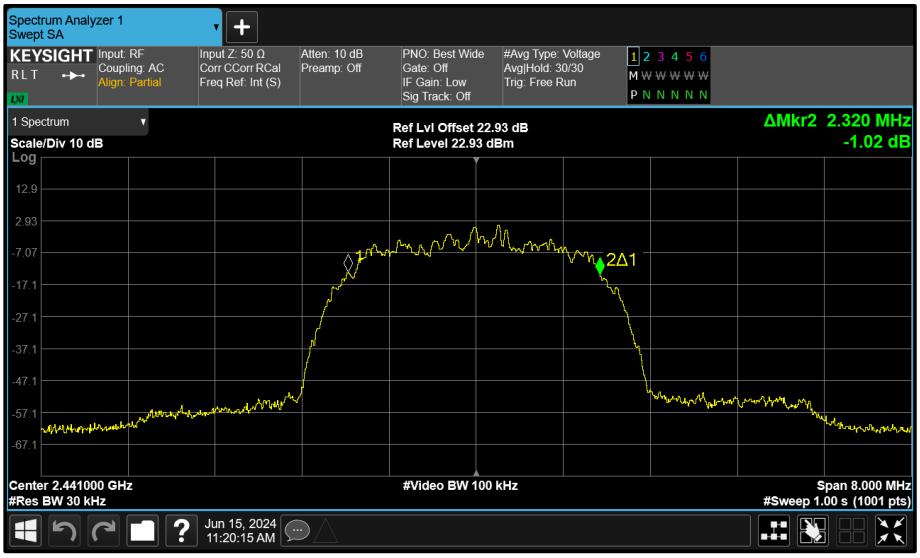

Figure 85 - Core 0 (A) 2441 MHz (CH39) 99% Bandwidth

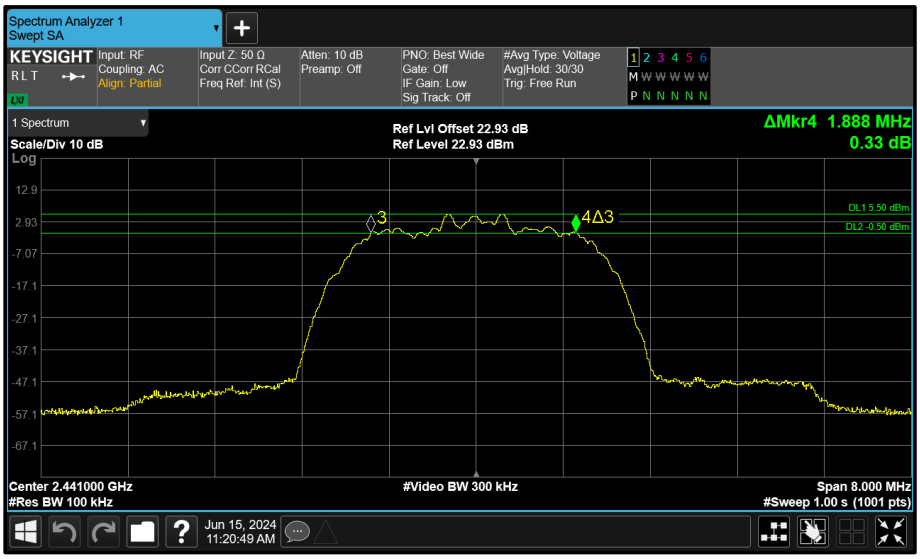

Figure 86 - Core 0 (A) 2441 MHz (CH39) 6 dB Bandwidth

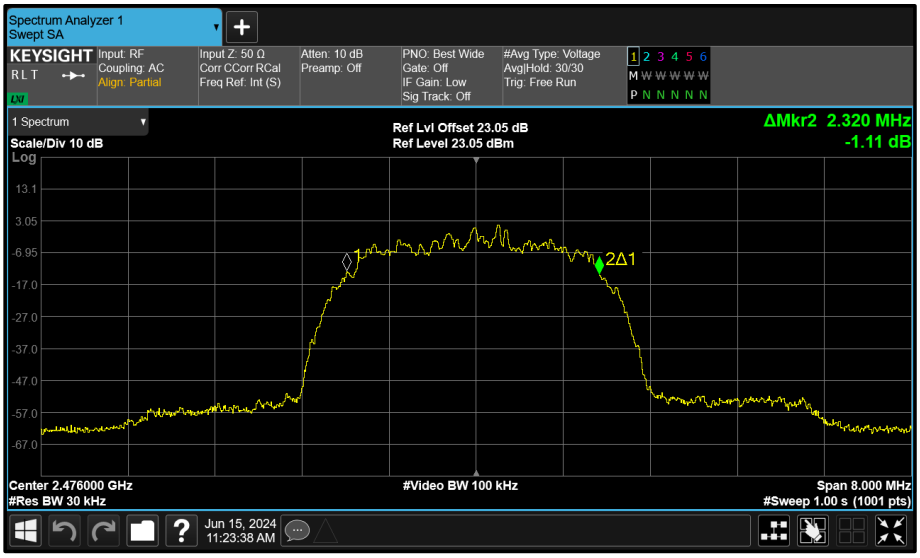

Figure 87 - Core 0 (A) 2476 MHz (CH74) 99% Bandwidth

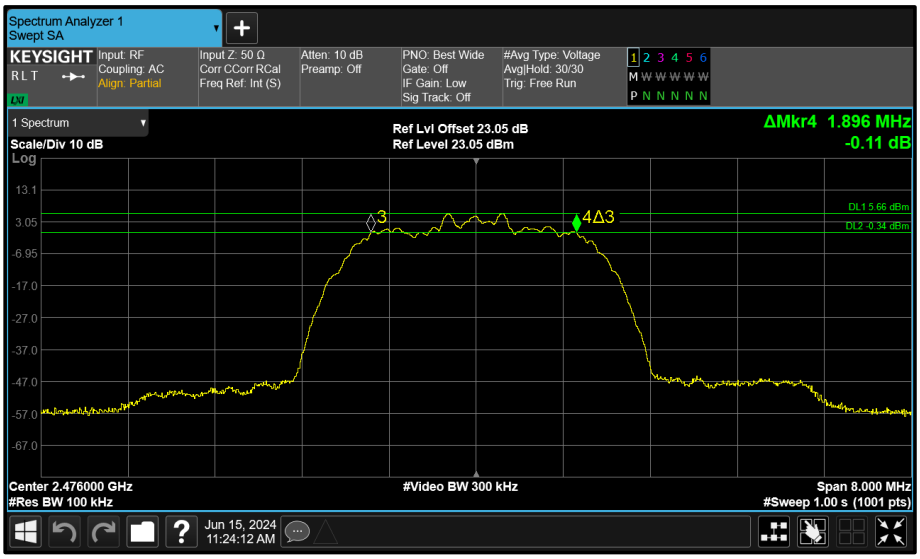

Figure 88 - Core 0 (A) 2476 MHz (CH74) 6 dB Bandwidth

Test Configuration			
Frequency Range:	2400-2483.5 MHz	Band:	2.4 GHz
Limit Clause(s):	15.247 (a)(2) RSS-247 5.2 a)	Test Method(s):	C63.10 6.9.3 C63.10 11.8.1
Additional Reference(s):	-		

DUT Configuration			
Mode:	iPA π/4 DQPSK (8-DH5)	Duty Cycle (%):	-
Antenna Configuration:	SISO	DCCF (dB):	-
Active Port(s):	A (Core 0)	Peak Antenna Gain (dBi):	-

Test Frequency (MHz)	6 dB Bandwidth (MHz)				Limit (kHz)
	A	B	C	D	
2404	1.020	-	-	-	≥500.0
2441	1.020	-	-	-	≥500.0
2476	1.005	-	-	-	≥500.0

Table 19 - 6 dB Bandwidth Results

Test Frequency (MHz)	99% Bandwidth (MHz)				Limit (kHz)
	A	B	C	D	
2404	4.635	-	-	-	-
2441	4.635	-	-	-	-
2476	4.635	-	-	-	-

Table 20 - 99% Bandwidth Results

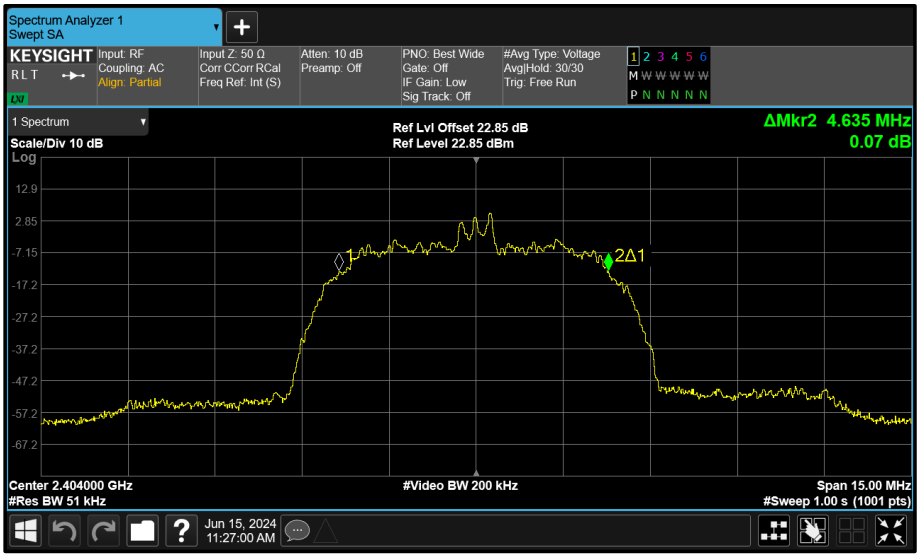

Figure 89 - Core 0 (A) 2404 MHz (CH2) 99% Bandwidth

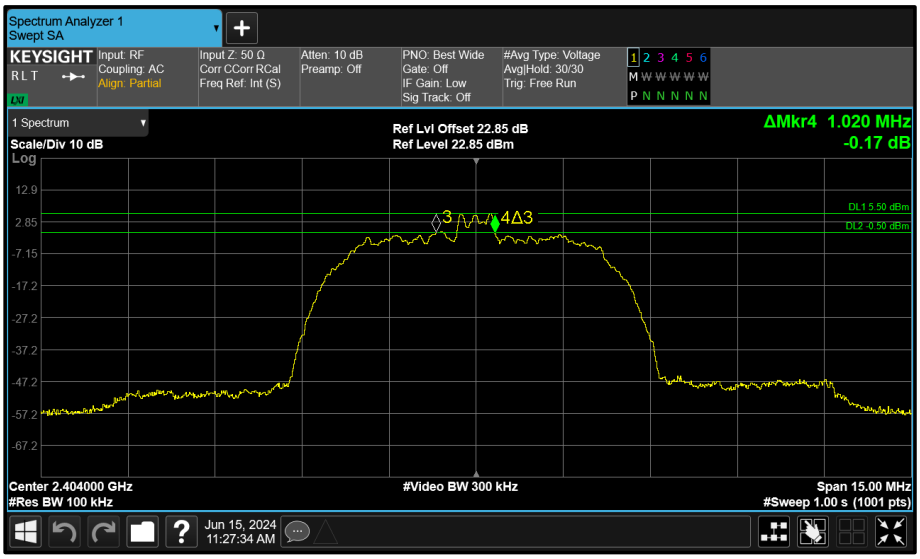

Figure 90 - Core 0 (A) 2404 MHz (CH2) 6 dB Bandwidth

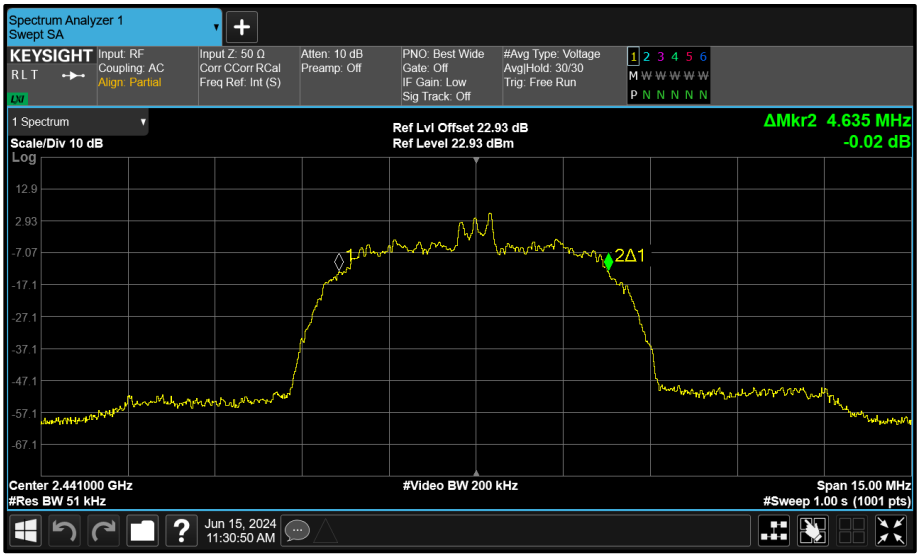

Figure 91 - Core 0 (A) 2441 MHz (CH39) 99% Bandwidth

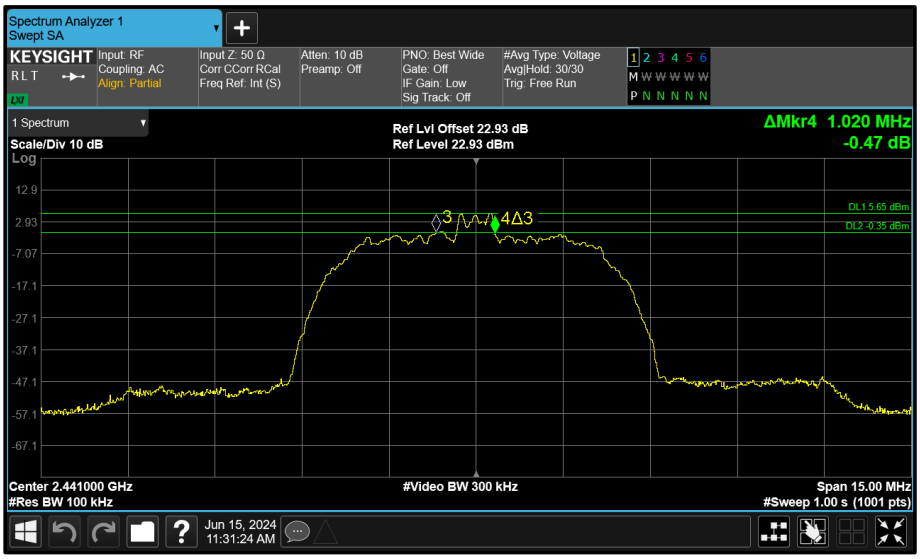

Figure 92 - Core 0 (A) 2441 MHz (CH39) 6 dB Bandwidth

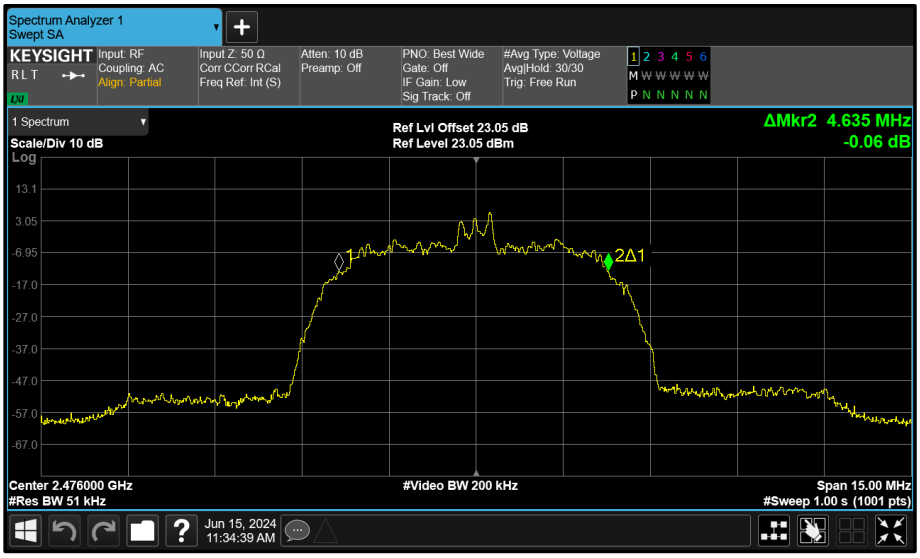

Figure 93 - Core 0 (A) 2476 MHz (CH74) 99% Bandwidth

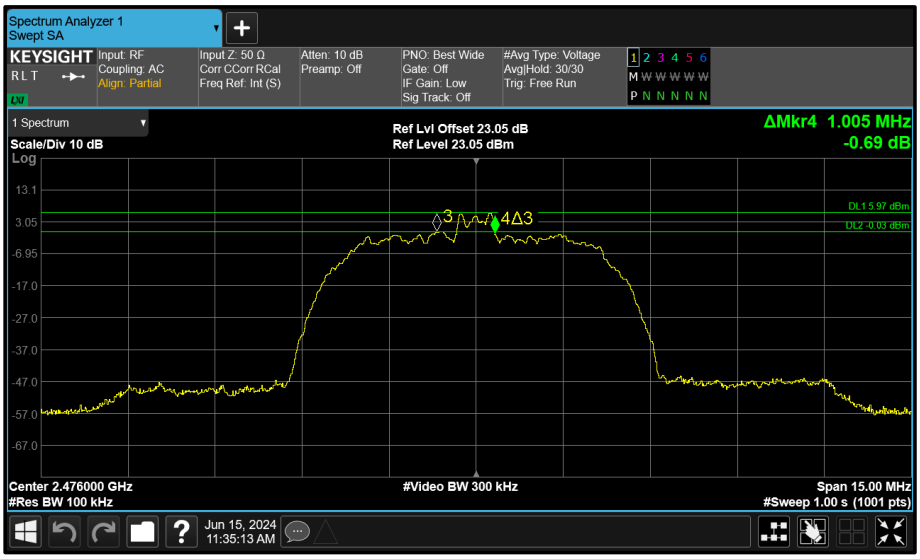

Figure 94 - Core 0 (A) 2476 MHz (CH74) 6 dB Bandwidth

Test Configuration			
Frequency Range:	2400-2483.5 MHz	Band:	2.4 GHz
Limit Clause(s):	15.247 (a)(2) RSS-247 5.2 a)	Test Method(s):	C63.10 6.9.3 C63.10 11.8.1
Additional Reference(s):	-		

DUT Configuration			
Mode:	iPA π/4 DQPSK (4-DH5)	Duty Cycle (%):	-
Antenna Configuration:	SISO	DCCF (dB):	-
Active Port(s):	C (Core 2)	Peak Antenna Gain (dBi):	-

Test Frequency (MHz)	6 dB Bandwidth (MHz)				Limit (kHz)
	A	B	C	D	
2404	-	-	1.896	-	≥500.0
2441	-	-	1.584	-	≥500.0
2476	-	-	1.584	-	≥500.0

Table 21 - 6 dB Bandwidth Results

Test Frequency (MHz)	99% Bandwidth (MHz)				Limit (kHz)
	A	B	C	D	
2404	-	-	2.320	-	-
2441	-	-	2.320	-	-
2476	-	-	2.320	-	-

Table 22 - 99% Bandwidth Results

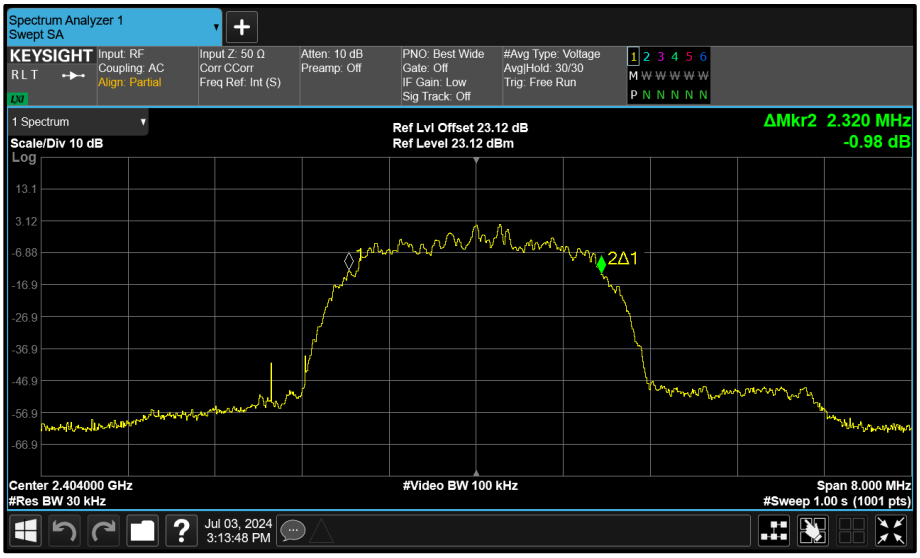

Figure 95 - Core 2 (C) 2404 MHz (CH2) 99% Bandwidth

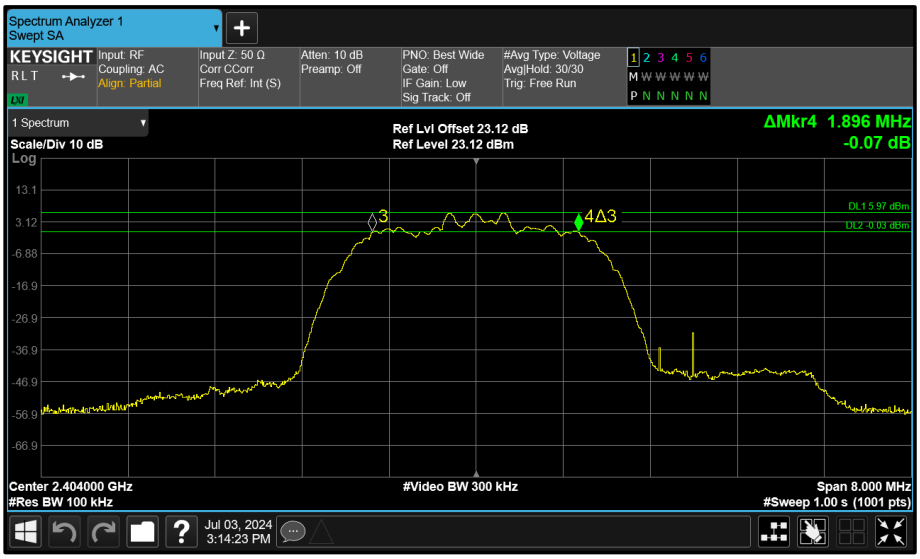

Figure 96 - Core 2 (C) 2404 MHz (CH2) 6 dB Bandwidth

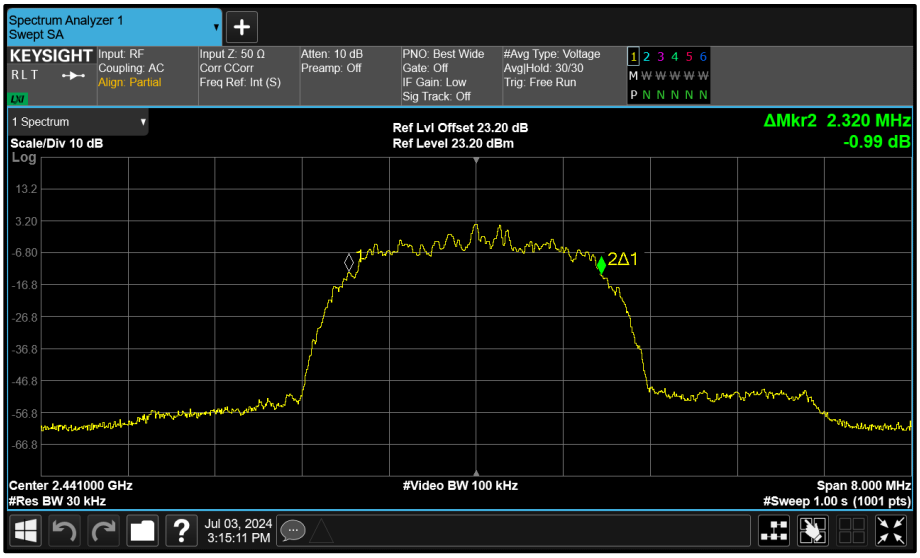

Figure 97 - Core 2 (C) 2441 MHz (CH39) 99% Bandwidth

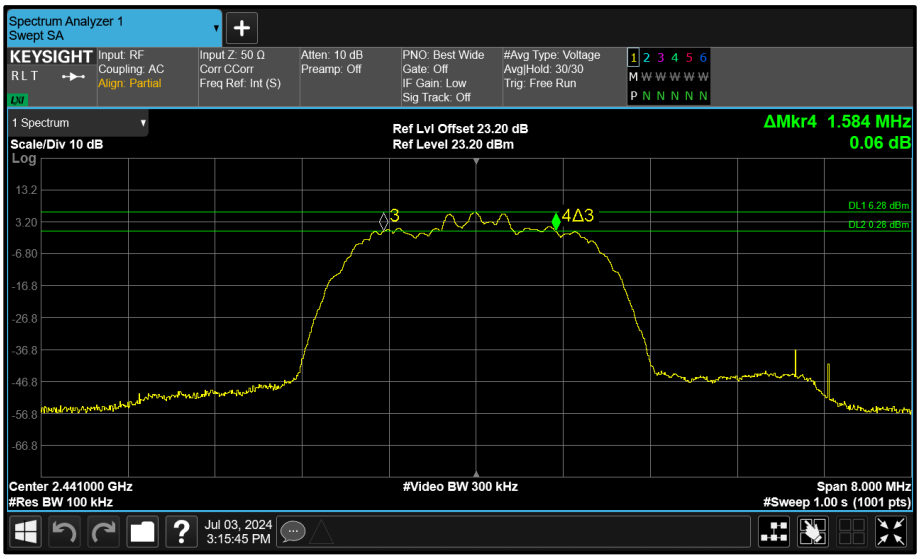

Figure 98 - Core 2 (C) 2441 MHz (CH39) 6 dB Bandwidth

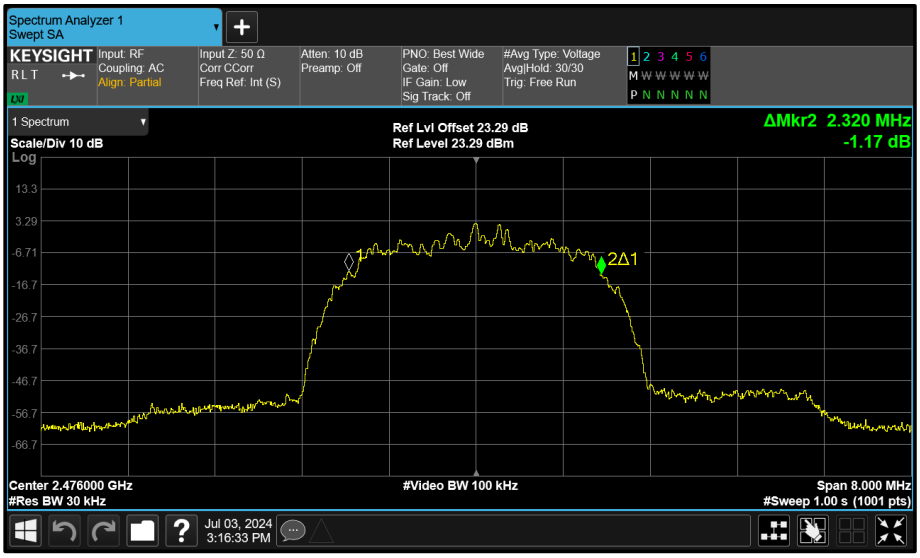

Figure 99 - Core 2 (C) 2476 MHz (CH74) 99% Bandwidth

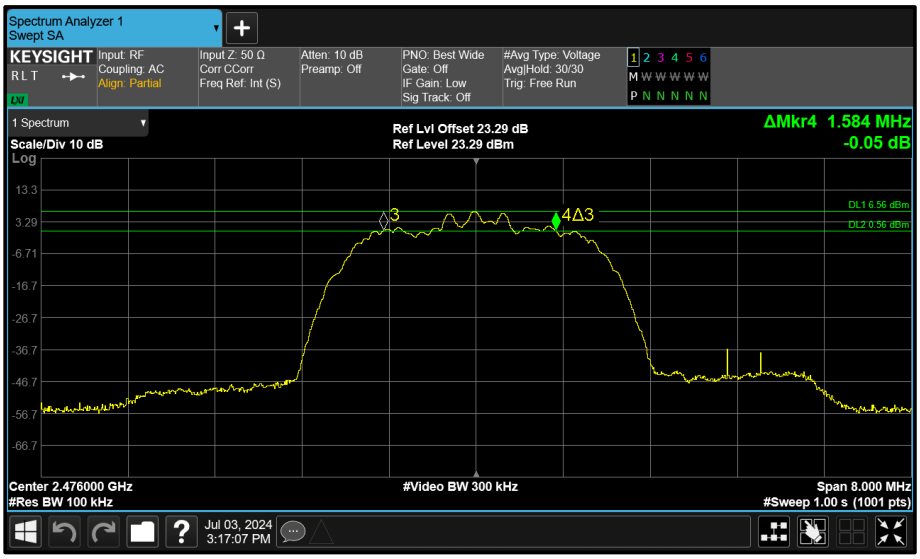

Figure 100 - Core 2 (C) 2476 MHz (CH74) 6 dB Bandwidth

Test Configuration			
Frequency Range:	2400-2483.5 MHz	Band:	2.4 GHz
Limit Clause(s):	15.247 (a)(2) RSS-247 5.2 a)	Test Method(s):	C63.10 6.9.3 C63.10 11.8.1
Additional Reference(s):	-		

DUT Configuration			
Mode:	iPA π/4 DQPSK (8-DH5)	Duty Cycle (%):	-
Antenna Configuration:	SISO	DCCF (dB):	-
Active Port(s):	C (Core 2)	Peak Antenna Gain (dBi):	-

Test Frequency (MHz)	6 dB Bandwidth (MHz)				Limit (kHz)
	A	B	C	D	
2404	-	-	1.005	-	≥500.0
2441	-	-	0.675	-	≥500.0
2476	-	-	0.660	-	≥500.0

Table 23 - 6 dB Bandwidth Results

Test Frequency (MHz)	99% Bandwidth (MHz)				Limit (kHz)
	A	B	C	D	
2404	-	-	4.635	-	-
2441	-	-	4.635	-	-
2476	-	-	4.635	-	-

Table 24 - 99% Bandwidth Results

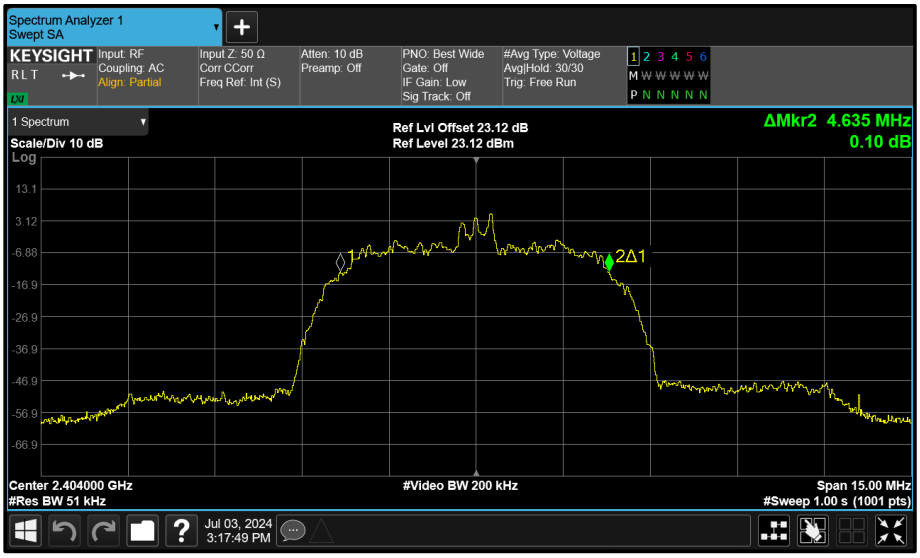

Figure 101 - Core 2 (C) 2404 MHz (CH2) 99% Bandwidth

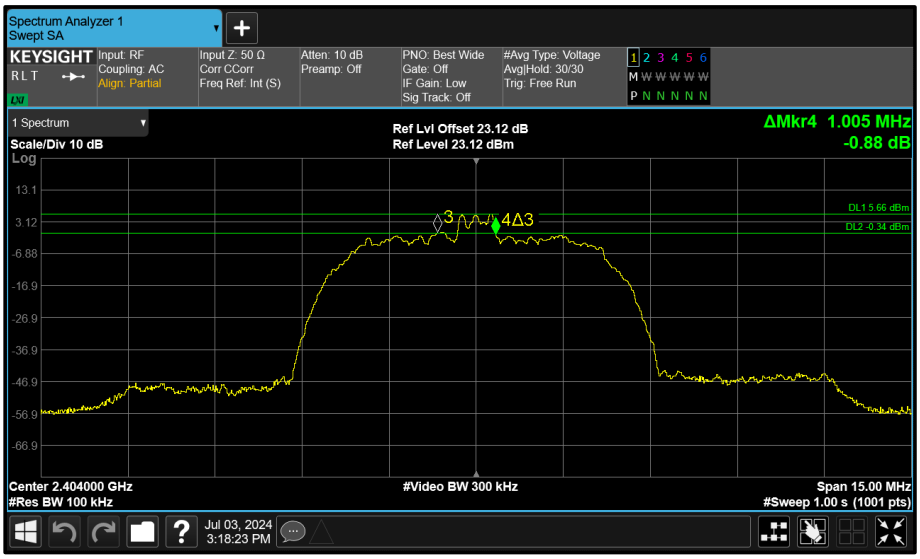

Figure 102 - Core 2 (C) 2404 MHz (CH2) 6 dB Bandwidth

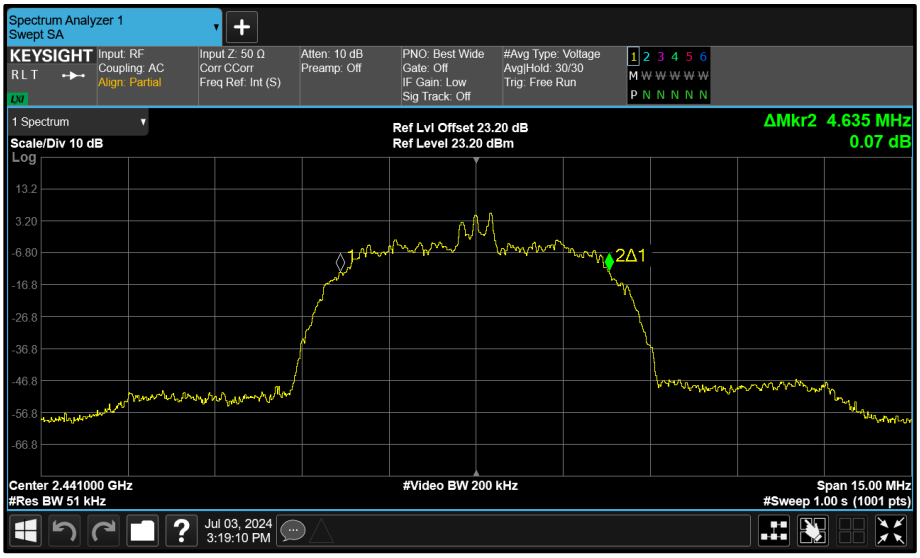

Figure 103 - Core 2 (C) 2441 MHz (CH39) 99% Bandwidth

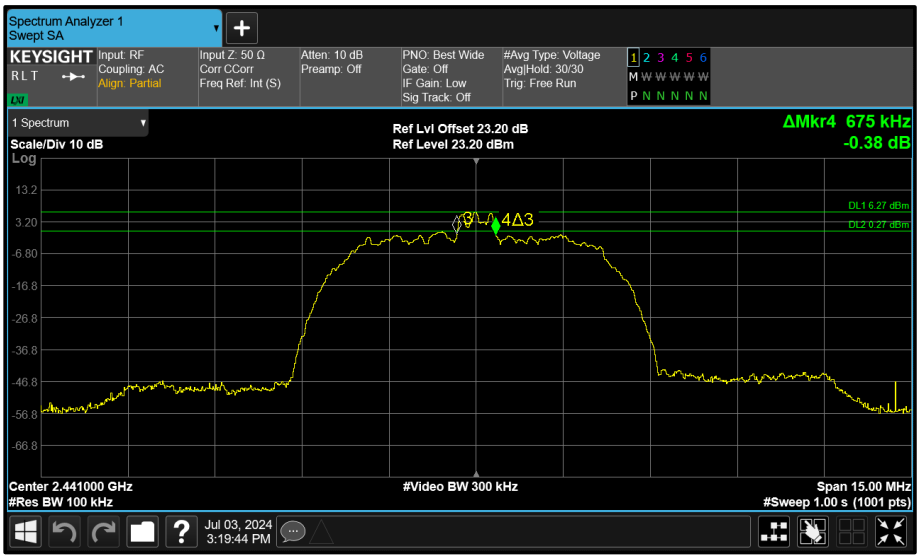

Figure 104 - Core 2 (C) 2441 MHz (CH39) 6 dB Bandwidth

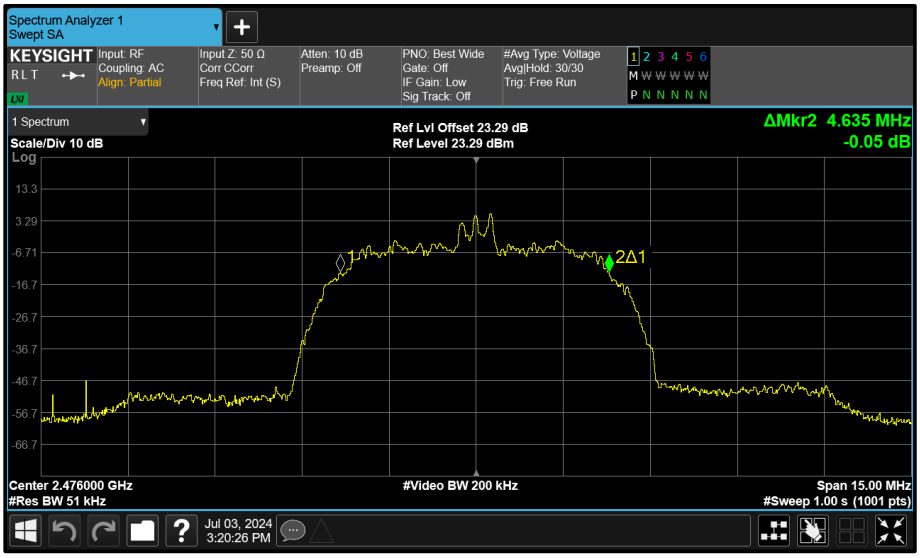

Figure 105 - Core 2 (C) 2476 MHz (CH74) 99% Bandwidth

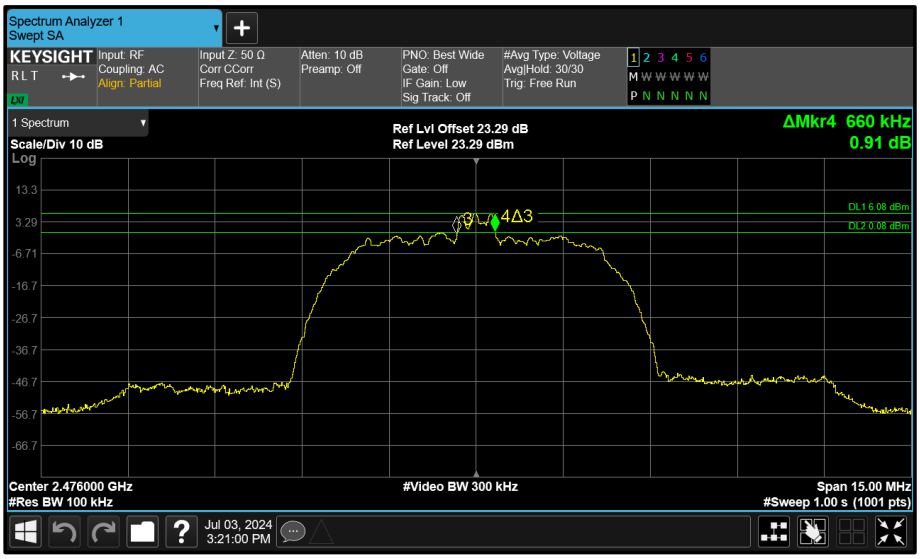

Figure 106 - Core 2 (C) 2476 MHz (CH74) 6 dB Bandwidth

Test Configuration			
Frequency Range:	2400-2483.5 MHz	Band:	2.4 GHz
Limit Clause(s):	15.247 (a)(2) RSS-247 5.2 a)	Test Method(s):	C63.10 6.9.3 C63.10 11.8.1
Additional Reference(s):	-		

DUT Configuration			
Mode:	iPA GFSK (LE 1M)	Duty Cycle (%):	-
Antenna Configuration:	SISO	DCCF (dB):	-
Active Port(s):	A (Core 0)	Peak Antenna Gain (dBi):	-

Test Frequency (MHz)	6 dB Bandwidth (MHz)				Limit (kHz)
	A	B	C	D	
2402	0.724	-	-	-	≥500.0
2440	0.712	-	-	-	≥500.0
2480	0.732	-	-	-	≥500.0

Table 25 - 6 dB Bandwidth Results

Test Frequency (MHz)	99% Bandwidth (MHz)				Limit (kHz)
	A	B	C	D	
2402	1.040	-	-	-	-
2440	1.036	-	-	-	-
2480	1.040	-	-	-	-

Table 26 - 99% Bandwidth Results

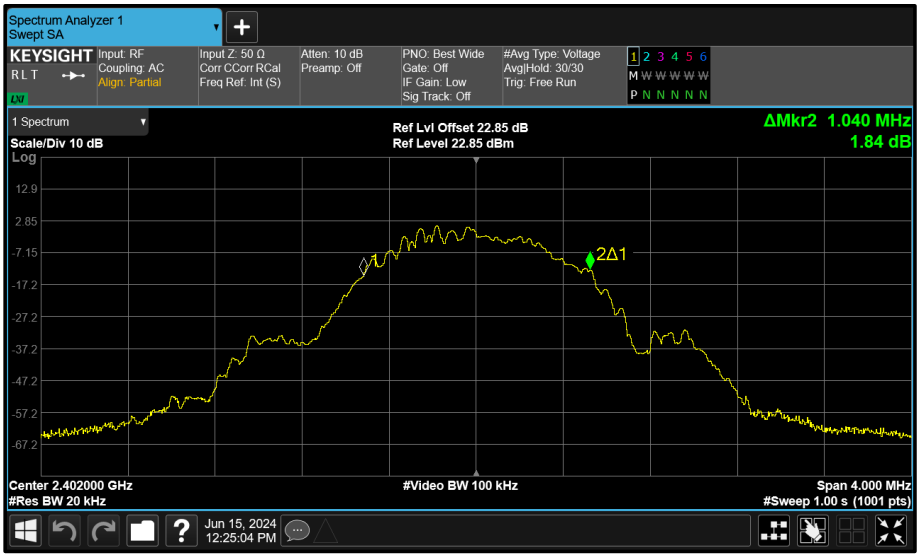

Figure 107 - Core 0 (A) 2402 MHz (CH37) 99% Bandwidth

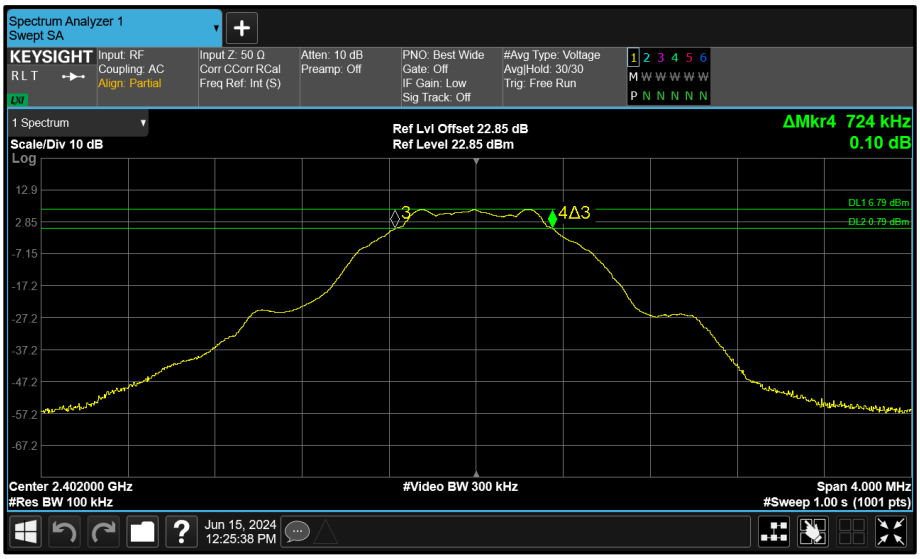

Figure 108 - Core 0 (A) 2402 MHz (CH37) 6 dB Bandwidth

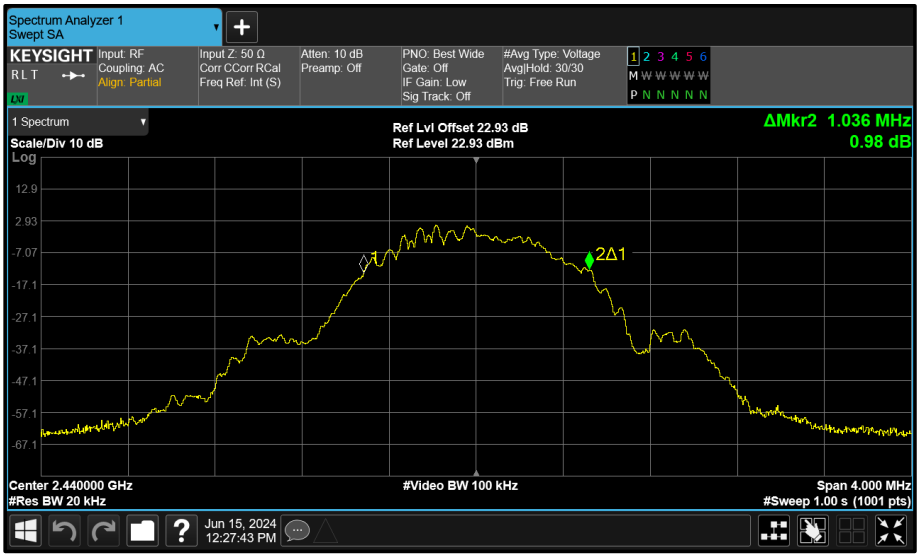

Figure 109 - Core 0 (A) 2440 MHz (CH17) 99% Bandwidth

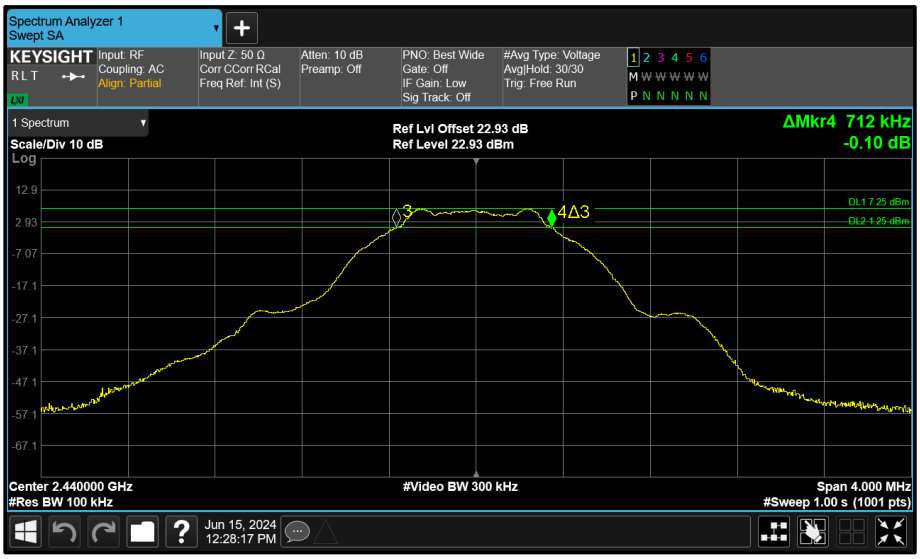

Figure 110 - Core 0 (A) 2440 MHz (CH17) 6 dB Bandwidth

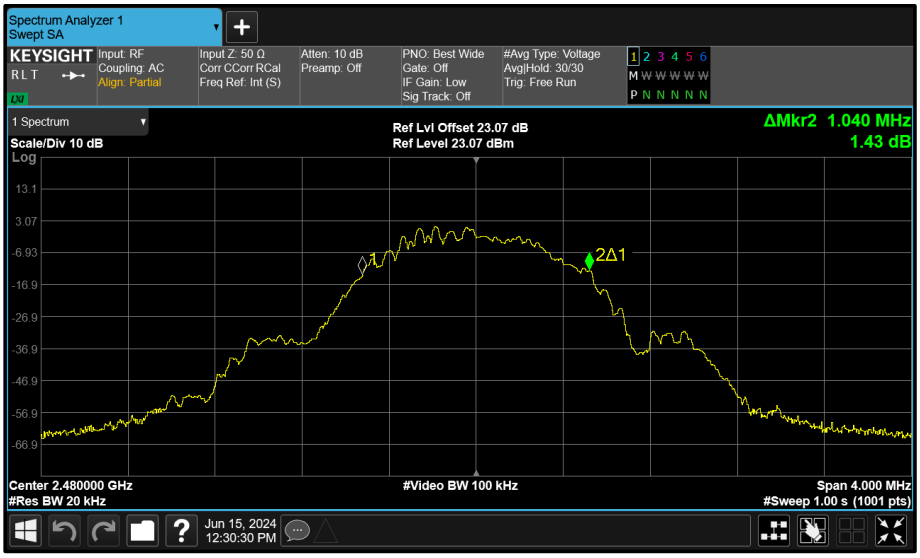

Figure 111 - Core 0 (A) 2480 MHz (CH39) 99% Bandwidth

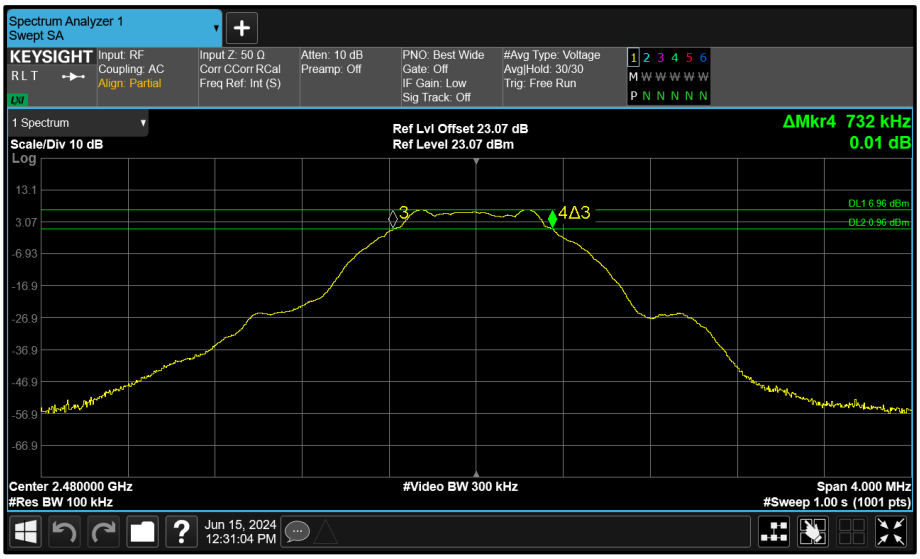

Figure 112 - Core 0 (A) 2480 MHz (CH39) 6 dB Bandwidth

Test Configuration			
Frequency Range:	2400-2483.5 MHz	Band:	2.4 GHz
Limit Clause(s):	15.247 (a)(2) RSS-247 5.2 a)	Test Method(s):	C63.10 6.9.3 C63.10 11.8.1
Additional Reference(s):	-		

DUT Configuration			
Mode:	iPA GFSK (LE 2M)	Duty Cycle (%):	-
Antenna Configuration:	SISO	DCCF (dB):	-
Active Port(s):	A (Core 0)	Peak Antenna Gain (dBi):	-

Test Frequency (MHz)	6 dB Bandwidth (MHz)				Limit (kHz)
	A	B	C	D	
2402	1.264	-	-	-	≥500.0
2440	1.296	-	-	-	≥500.0
2480	1.304	-	-	-	≥500.0

Table 27 - 6 dB Bandwidth Results

Test Frequency (MHz)	99% Bandwidth (MHz)				Limit (kHz)
	A	B	C	D	
2402	2.088	-	-	-	-
2440	2.088	-	-	-	-
2480	2.088	-	-	-	-

Table 28 - 99% Bandwidth Results

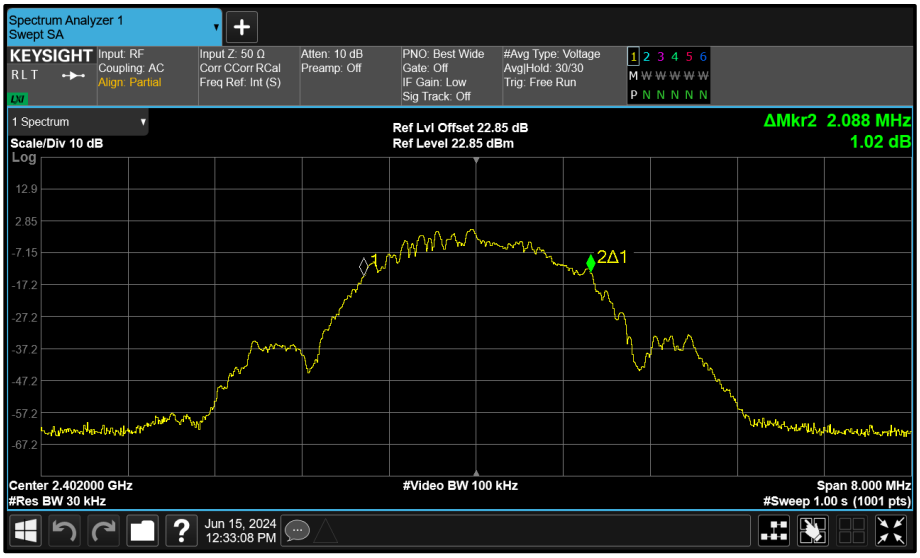

Figure 113 - Core 0 (A) 2402 MHz (CH37) 99% Bandwidth

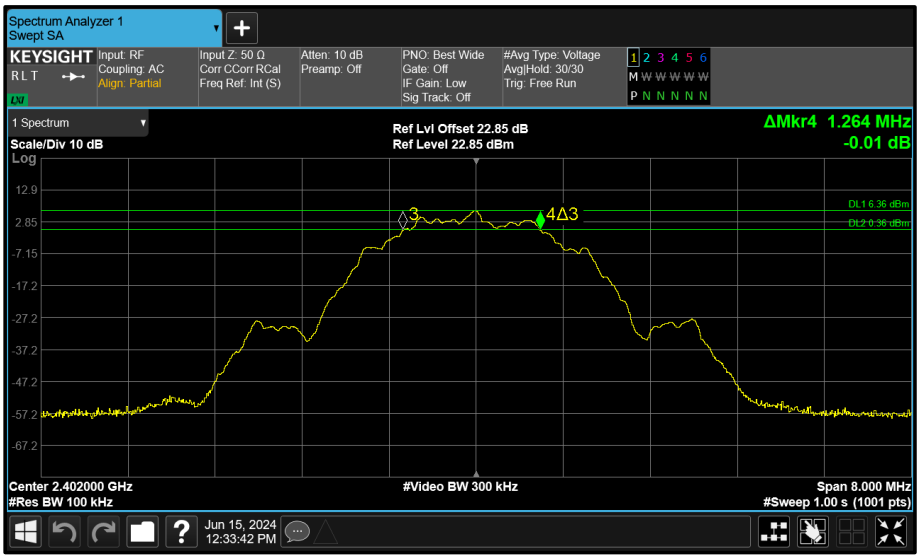

Figure 114 - Core 0 (A) 2402 MHz (CH37) 6 dB Bandwidth

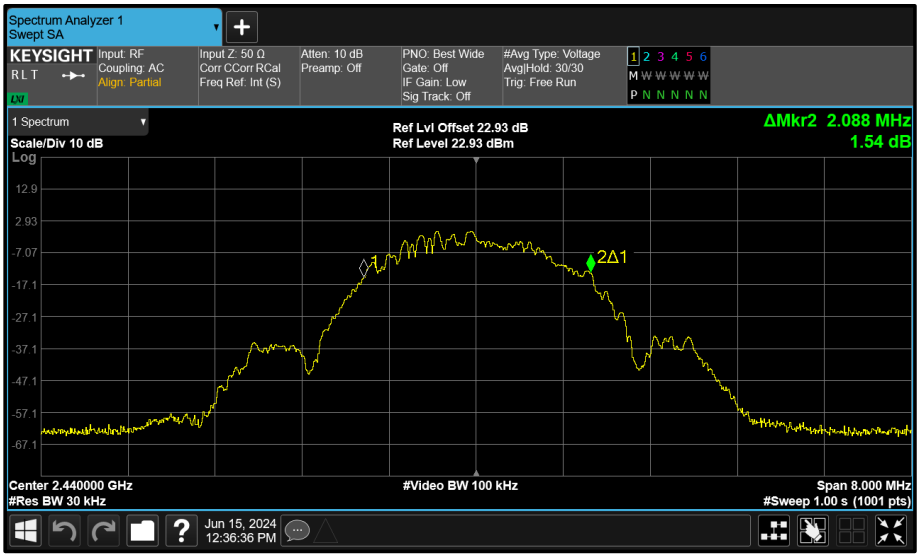

Figure 115 - Core 0 (A) 2440 MHz (CH17) 99% Bandwidth

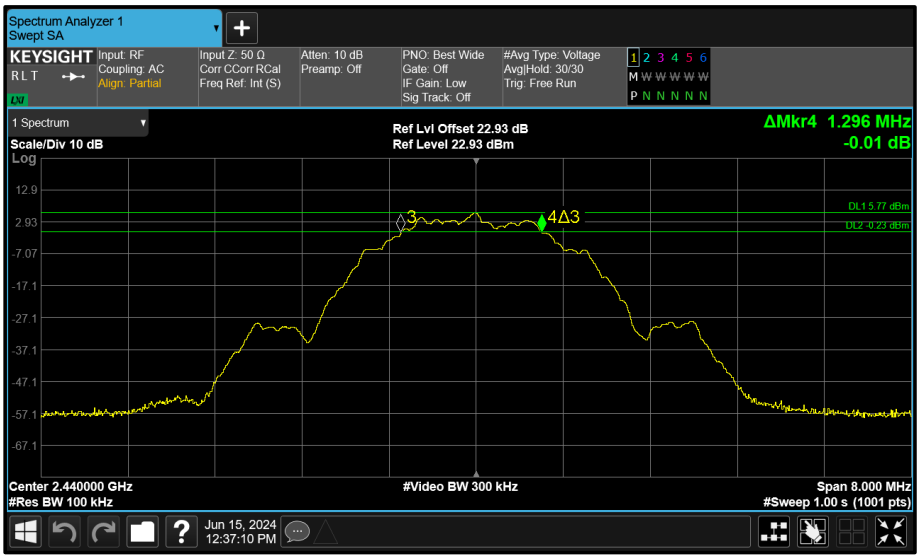

Figure 116 - Core 0 (A) 2440 MHz (CH17) 6 dB Bandwidth

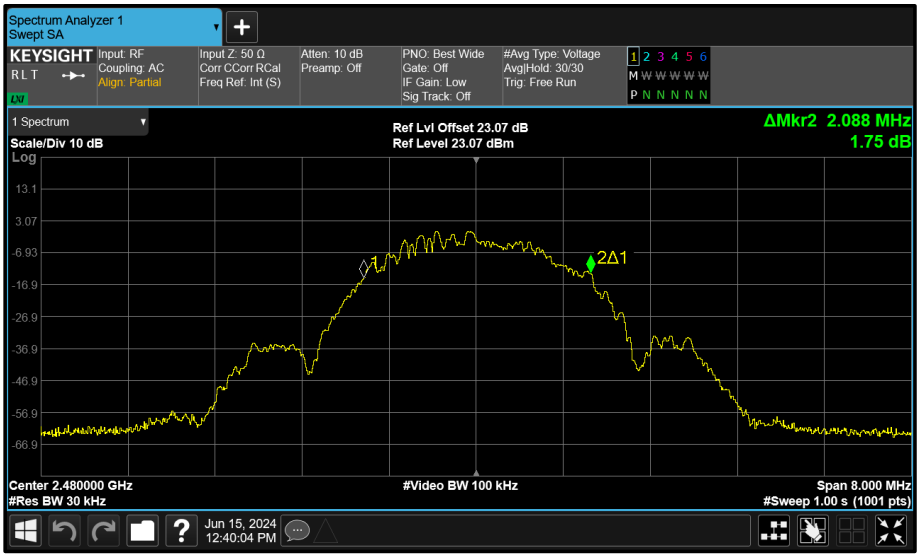

Figure 117 - Core 0 (A) 2480 MHz (CH39) 99% Bandwidth

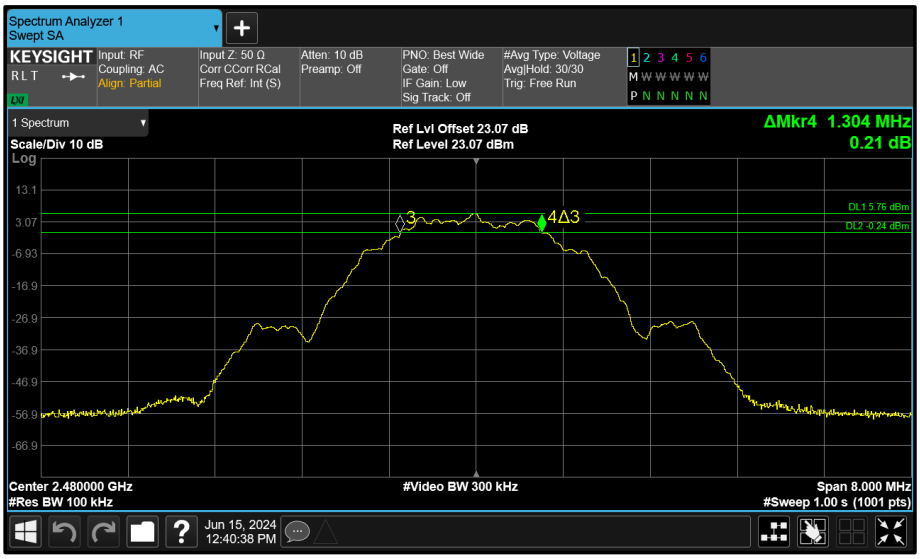

Figure 118 - Core 0 (A) 2480 MHz (CH39) 6 dB Bandwidth

Test Configuration			
Frequency Range:	2400-2483.5 MHz	Band:	2.4 GHz
Limit Clause(s):	15.247 (a)(2) RSS-247 5.2 a)	Test Method(s):	C63.10 6.9.3 C63.10 11.8.1
Additional Reference(s):	-		

DUT Configuration			
Mode:	iPA GFSK (LE 1M)	Duty Cycle (%):	-
Antenna Configuration:	SISO	DCCF (dB):	-
Active Port(s):	C (Core 2)	Peak Antenna Gain (dBi):	-

Test Frequency (MHz)	6 dB Bandwidth (MHz)				Limit (kHz)
	A	B	C	D	
2402	-	-	0.656	-	≥500.0
2440	-	-	0.648	-	≥500.0
2480	-	-	0.656	-	≥500.0

Table 29 - 6 dB Bandwidth Results

Test Frequency (MHz)	99% Bandwidth (MHz)				Limit (kHz)
	A	B	C	D	
2402	-	-	1.040	-	-
2440	-	-	1.040	-	-
2480	-	-	1.040	-	-

Table 30 - 99% Bandwidth Results

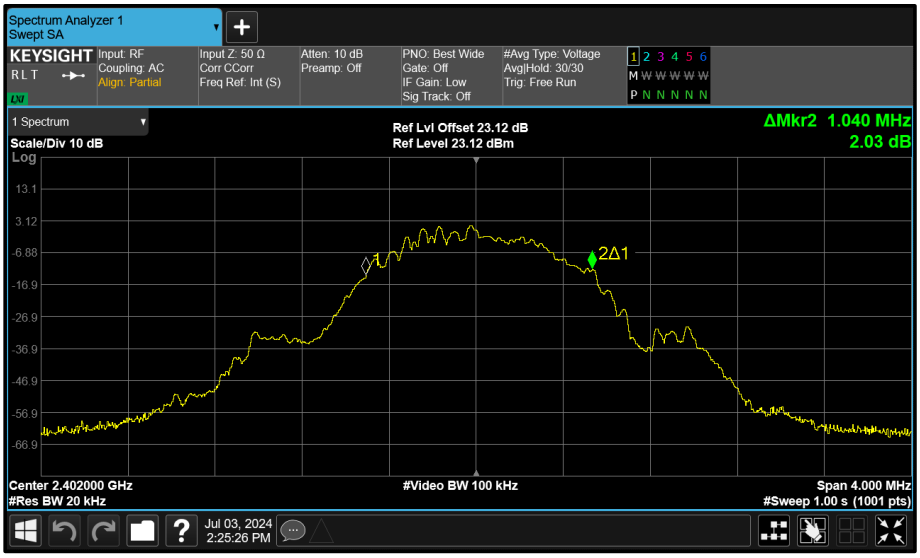

Figure 119 - Core 2 (C) 2402 MHz (CH37) 99% Bandwidth

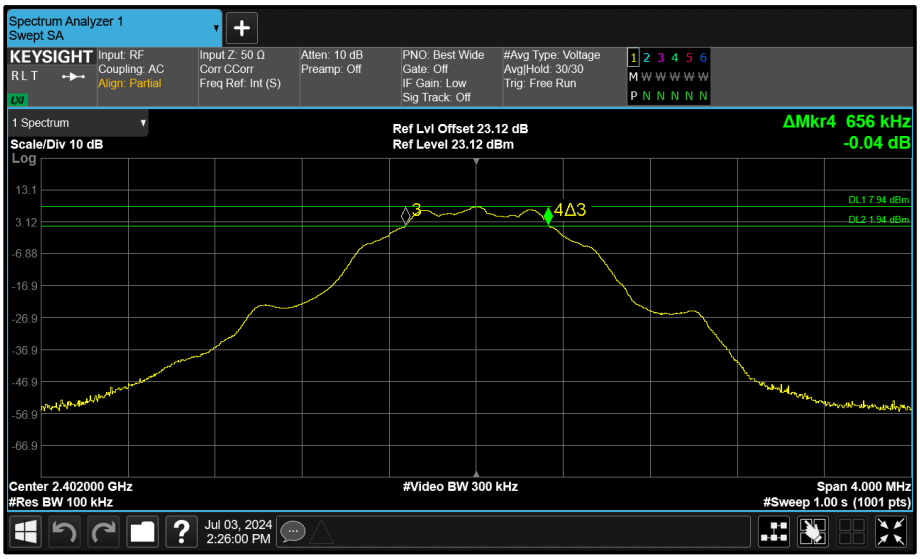

Figure 120 - Core 2 (C) 2402 MHz (CH37) 6 dB Bandwidth

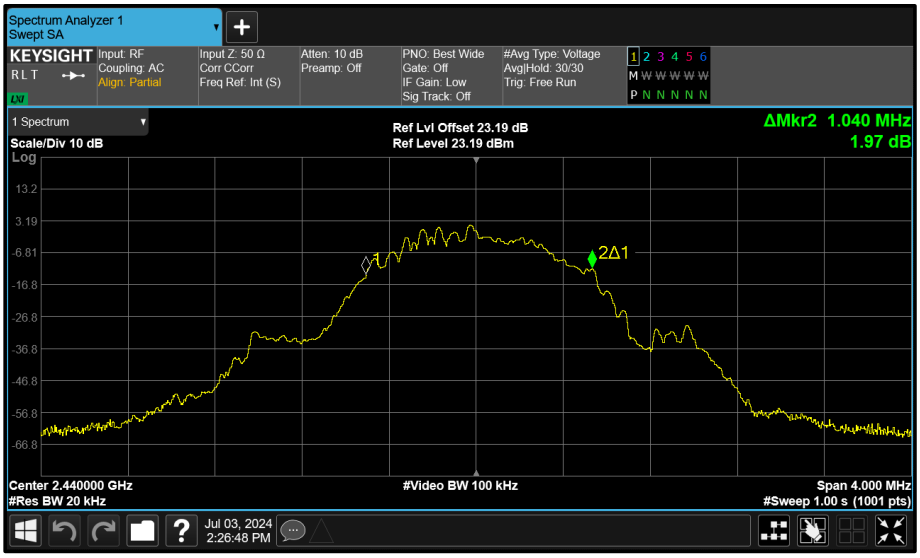

Figure 121 - Core 2 (C) 2440 MHz (CH17) 99% Bandwidth

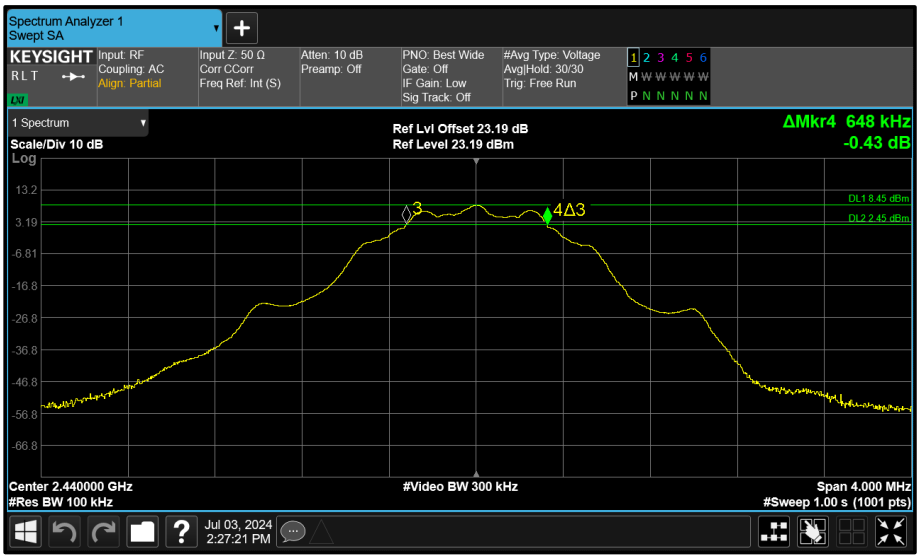

Figure 122 - Core 2 (C) 2440 MHz (CH17) 6 dB Bandwidth

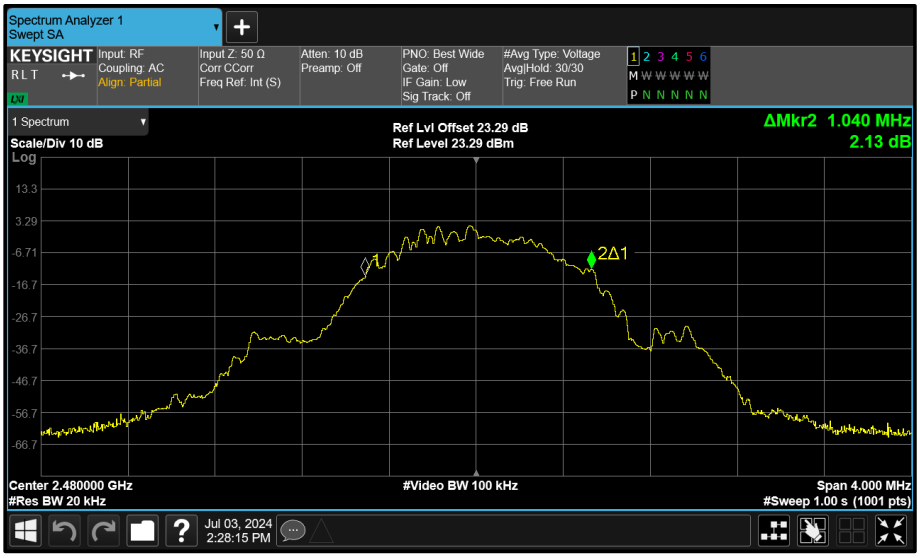

Figure 123 - Core 2 (C) 2480 MHz (CH39) 99% Bandwidth

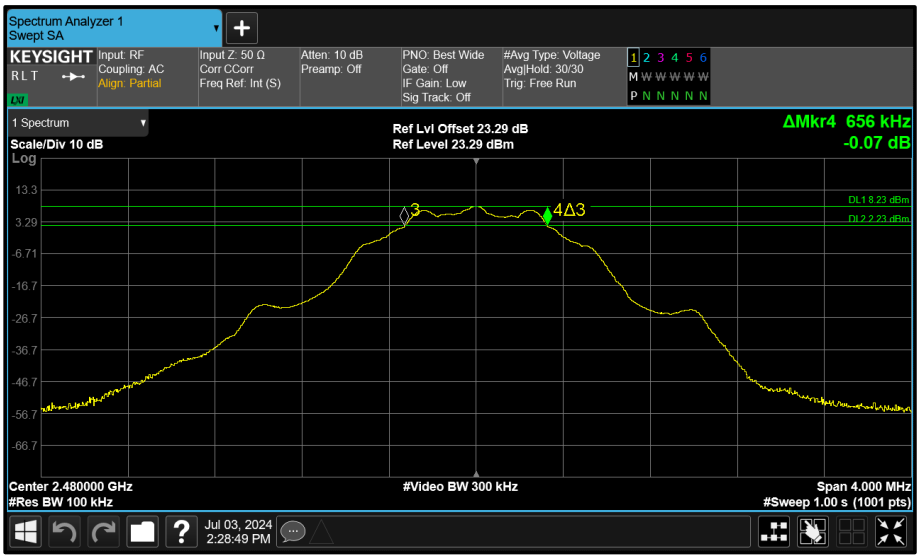

Figure 124 - Core 2 (C) 2480 MHz (CH39) 6 dB Bandwidth

Test Configuration			
Frequency Range:	2400-2483.5 MHz	Band:	2.4 GHz
Limit Clause(s):	15.247 (a)(2) RSS-247 5.2 a)	Test Method(s):	C63.10 6.9.3 C63.10 11.8.1
Additional Reference(s):	-		

DUT Configuration			
Mode:	iPA GFSK (LE 2M)	Duty Cycle (%):	-
Antenna Configuration:	SISO	DCCF (dB):	-
Active Port(s):	C (Core 2)	Peak Antenna Gain (dBi):	-

Test Frequency (MHz)	6 dB Bandwidth (MHz)				Limit (kHz)
	A	B	C	D	
2402	-	-	1.160	-	≥500.0
2440	-	-	1.128	-	≥500.0
2480	-	-	1.128	-	≥500.0

Table 31 - 6 dB Bandwidth Results

Test Frequency (MHz)	99% Bandwidth (MHz)				Limit (kHz)
	A	B	C	D	
2402	-	-	2.088	-	-
2440	-	-	2.088	-	-
2480	-	-	2.080	-	-

Table 32 - 99% Bandwidth Results

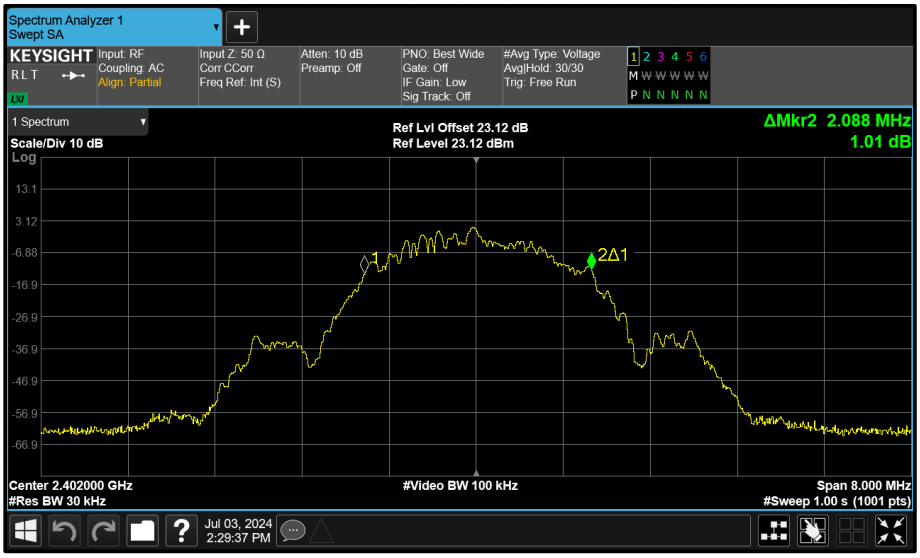

Figure 125 - Core 2 (C) 2402 MHz (CH37) 99% Bandwidth

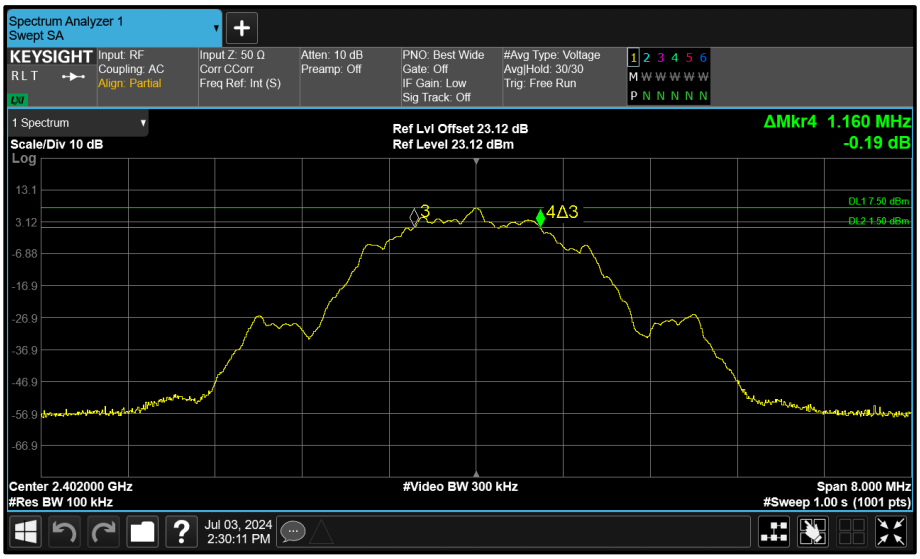

Figure 126 - Core 2 (C) 2402 MHz (CH37) 6 dB Bandwidth

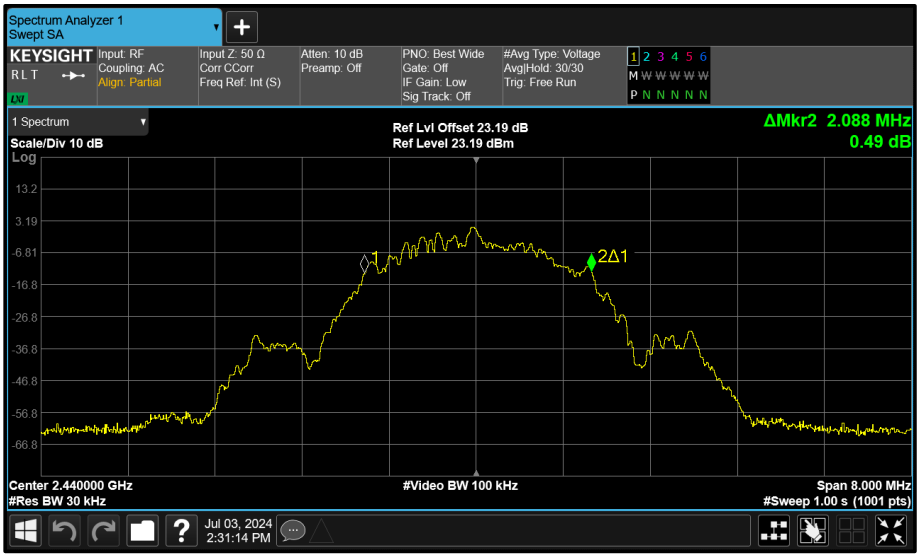

Figure 127 - Core 2 (C) 2440 MHz (CH17) 99% Bandwidth

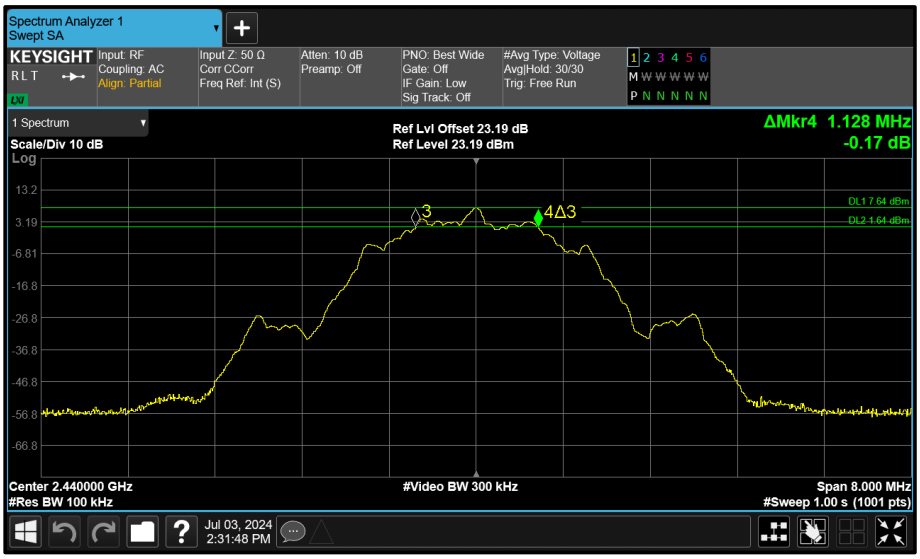

Figure 128 - Core 2 (C) 2440 MHz (CH17) 6 dB Bandwidth

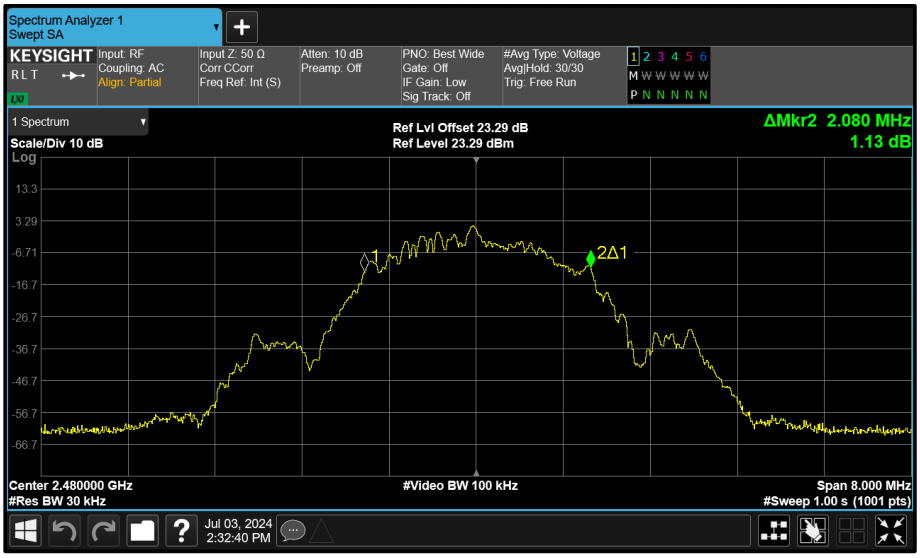

Figure 129 - Core 2 (C) 2480 MHz (CH39) 99% Bandwidth

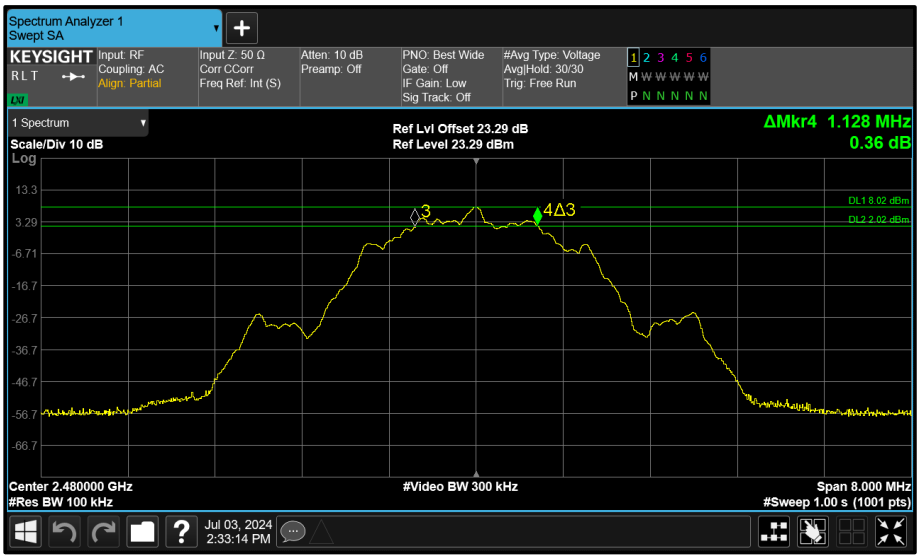

Figure 130 - Core 2 (C) 2480 MHz (CH39) 6 dB Bandwidth

Test Configuration			
Frequency Range:	2400-2483.5 MHz	Band:	2.4 GHz
Limit Clause(s):	15.247 (a)(2) RSS-247 5.2 a)	Test Method(s):	C63.10 6.9.3 C63.10 11.8.1
Additional Reference(s):	-		

DUT Configuration			
Mode:	ePA π/4 DQPSK (4-DH5)	Duty Cycle (%):	-
Antenna Configuration:	SISO	DCCF (dB):	-
Active Port(s):	A (Core 0)	Peak Antenna Gain (dBi):	-

Test Frequency (MHz)	6 dB Bandwidth (MHz)				Limit (kHz)
	A	B	C	D	
2404	1.904	-	-	-	≥500.0
2441	1.920	-	-	-	≥500.0
2476	1.904	-	-	-	≥500.0

Table 33 - 6 dB Bandwidth Results

Test Frequency (MHz)	99% Bandwidth (MHz)				Limit (kHz)
	A	B	C	D	
2404	2.344	-	-	-	-
2441	2.344	-	-	-	-
2476	2.344	-	-	-	-

Table 34 - 99% Bandwidth Results

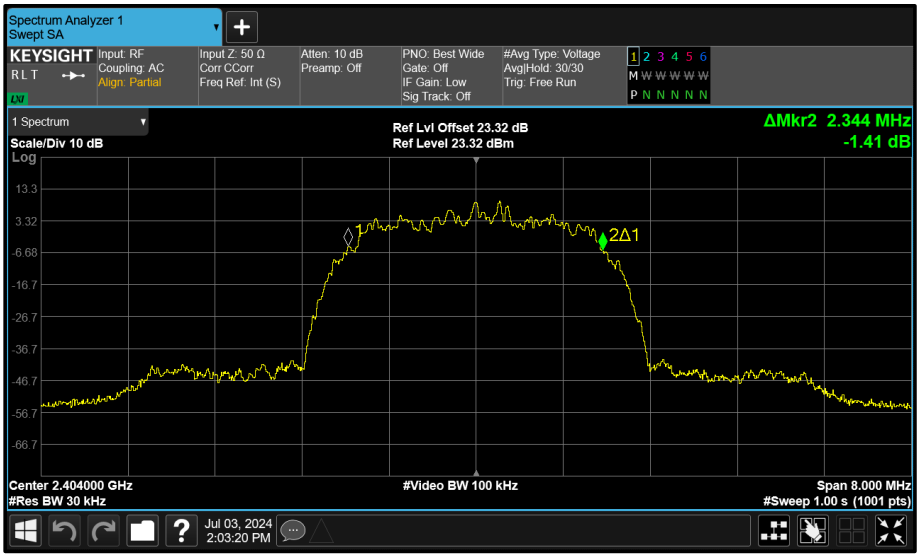

Figure 131 - Core 0 (A) 2404 MHz (CH2) 99% Bandwidth

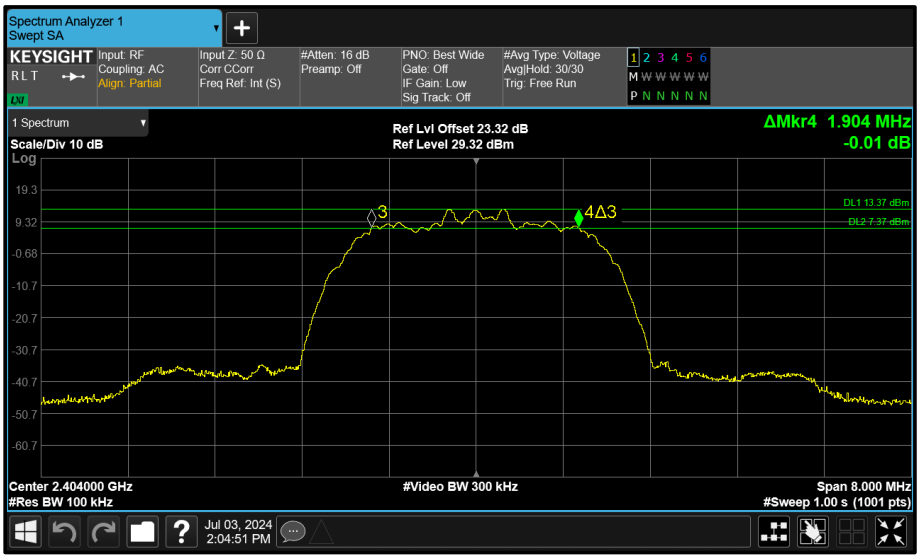

Figure 132 - Core 0 (A) 2404 MHz (CH2) 6 dB Bandwidth

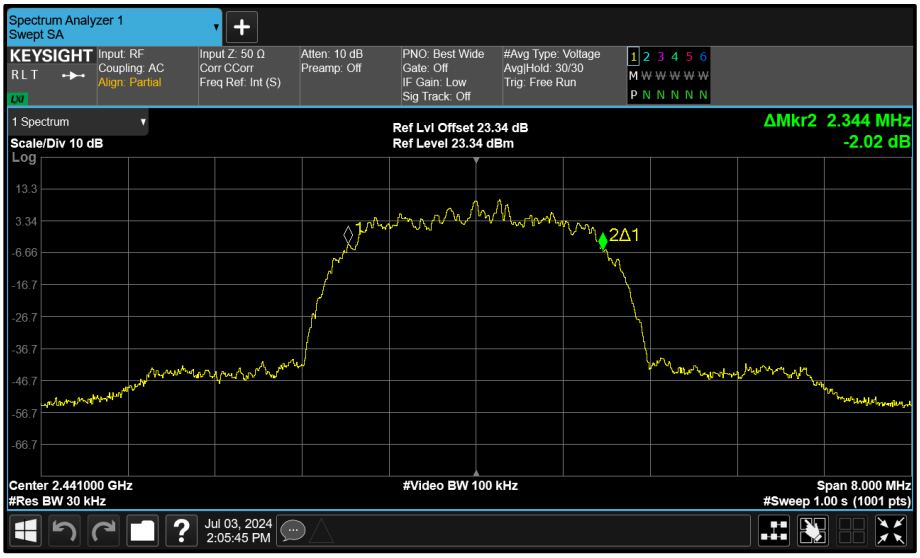

Figure 133 - Core 0 (A) 2441 MHz (CH39) 99% Bandwidth

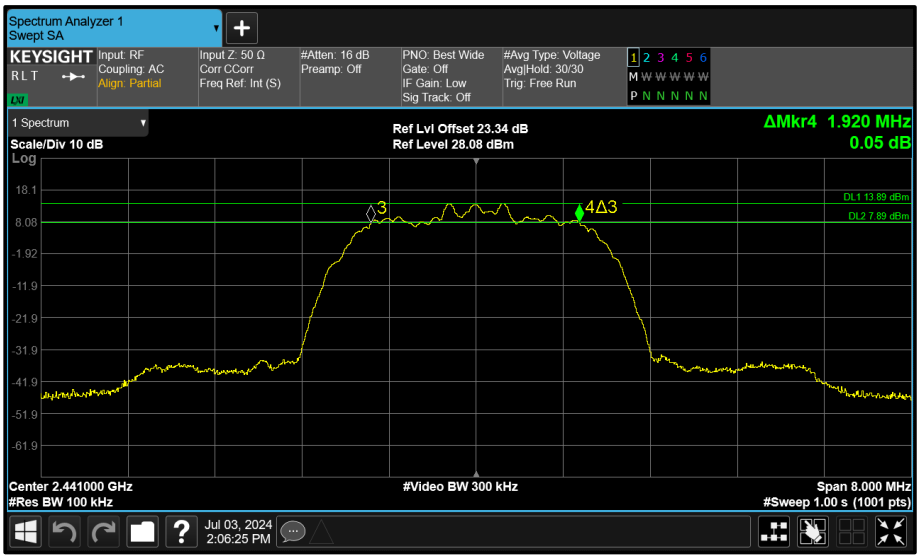

Figure 134 - Core 0 (A) 2441 MHz (CH39) 6 dB Bandwidth

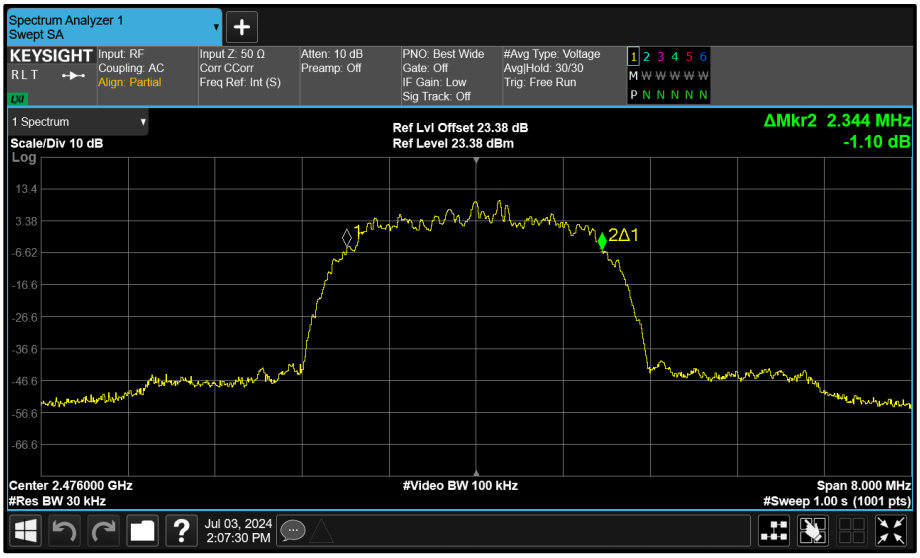

Figure 135 - Core 0 (A) 2476 MHz (CH74) 99% Bandwidth

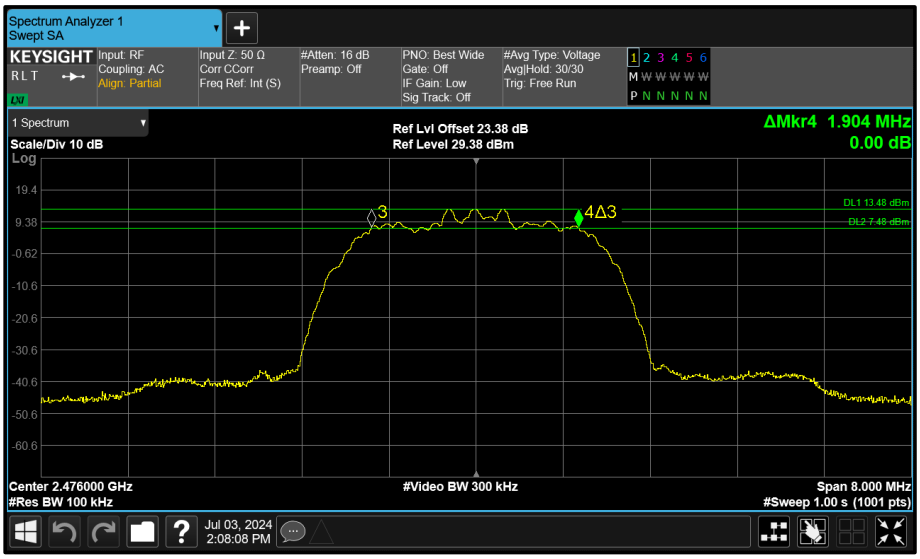

Figure 136 - Core 0 (A) 2476 MHz (CH74) 6 dB Bandwidth

Test Configuration			
Frequency Range:	2400-2483.5 MHz	Band:	2.4 GHz
Limit Clause(s):	15.247 (a)(2) RSS-247 5.2 a)	Test Method(s):	C63.10 6.9.3 C63.10 11.8.1
Additional Reference(s):	-		

DUT Configuration			
Mode:	ePA π/4 DQPSK (8-DH5)	Duty Cycle (%):	-
Antenna Configuration:	SISO	DCCF (dB):	-
Active Port(s):	A (Core 0)	Peak Antenna Gain (dBi):	-

Test Frequency (MHz)	6 dB Bandwidth (MHz)				Limit (kHz)
	A	B	C	D	
2404	1.020	-	-	-	≥500.0
2441	1.005	-	-	-	≥500.0
2476	1.020	-	-	-	≥500.0

Table 35 - 6 dB Bandwidth Results

Test Frequency (MHz)	99% Bandwidth (MHz)				Limit (kHz)
	A	B	C	D	
2404	4.725	-	-	-	-
2441	4.710	-	-	-	-
2476	4.710	-	-	-	-

Table 36 - 99% Bandwidth Results

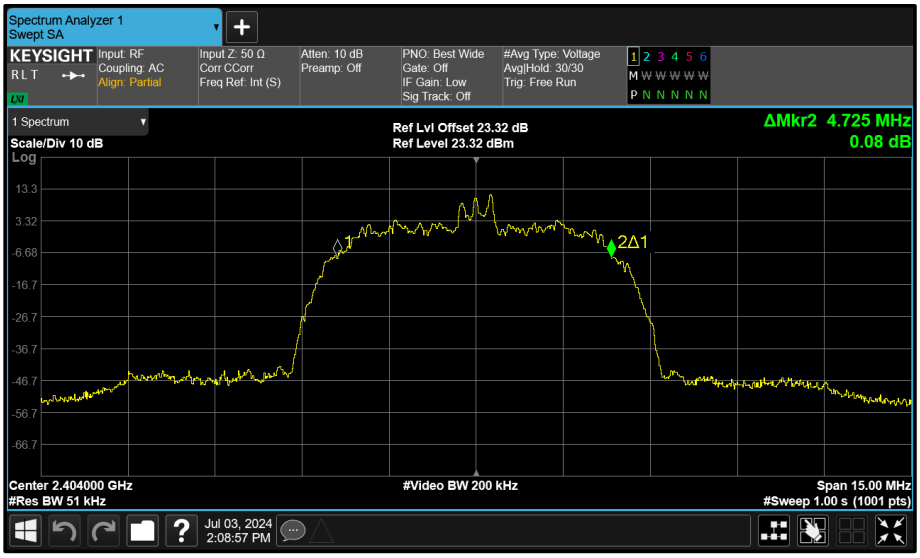

Figure 137 - Core 0 (A) 2404 MHz (CH2) 99% Bandwidth

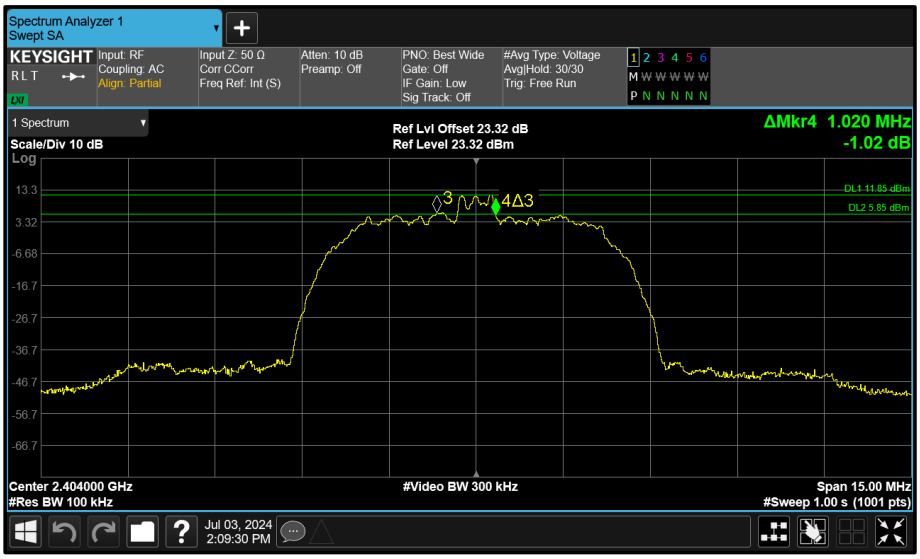

Figure 138 - Core 0 (A) 2404 MHz (CH2) 6 dB Bandwidth

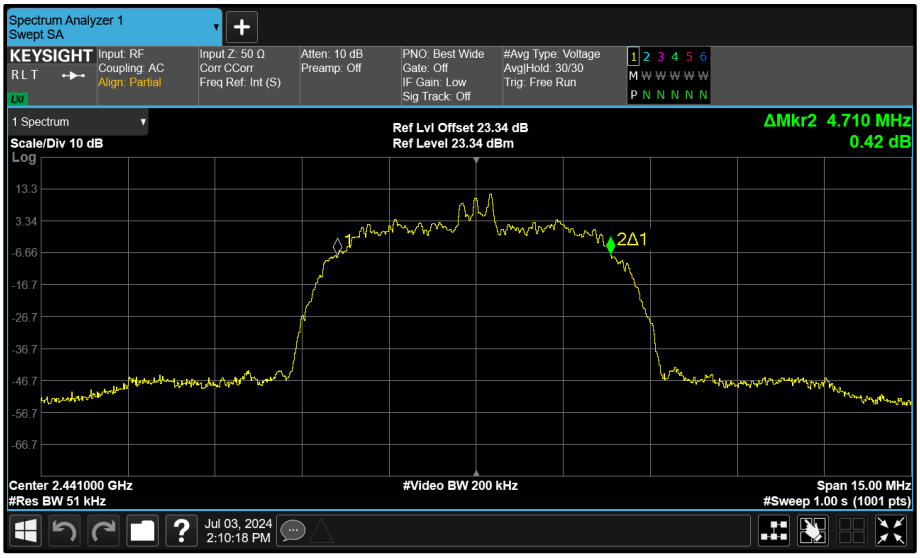

Figure 139 - Core 0 (A) 2441 MHz (CH39) 99% Bandwidth

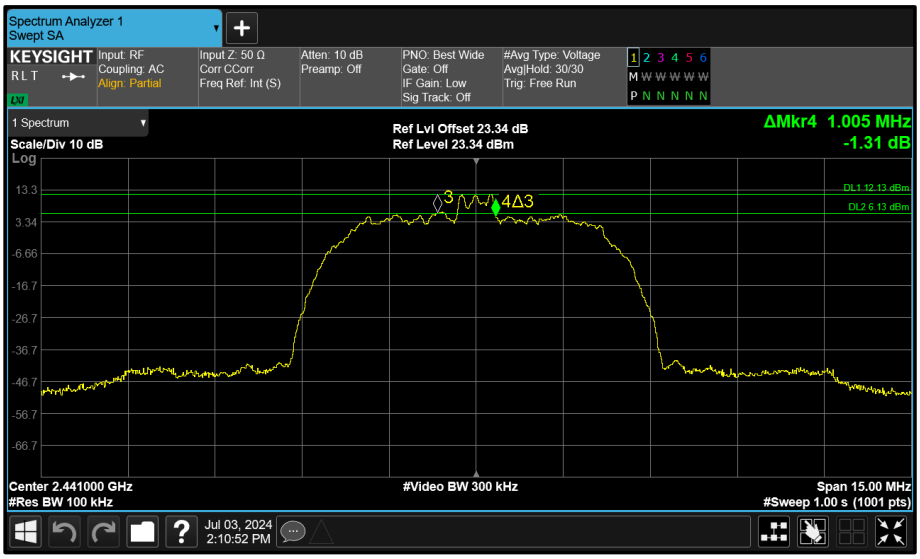

Figure 140 - Core 0 (A) 2441 MHz (CH39) 6 dB Bandwidth

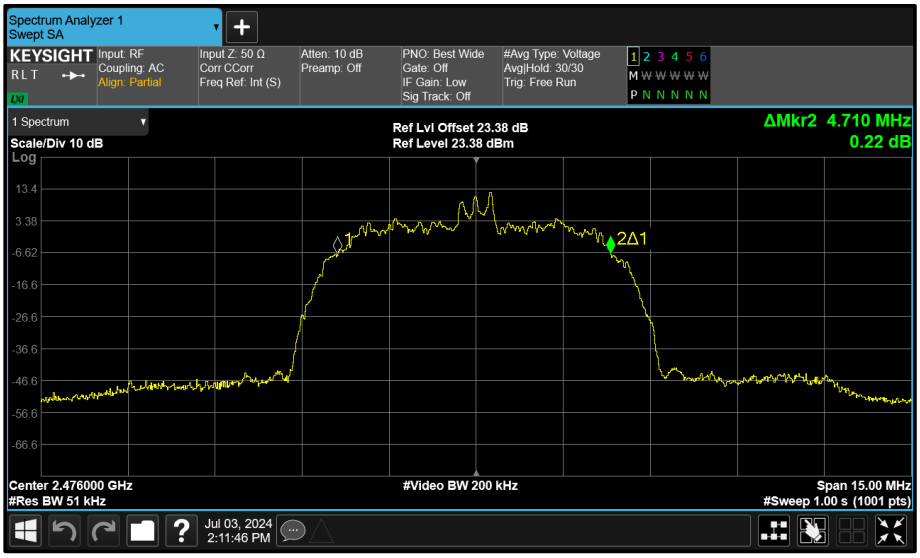

Figure 141 - Core 0 (A) 2476 MHz (CH74) 99% Bandwidth

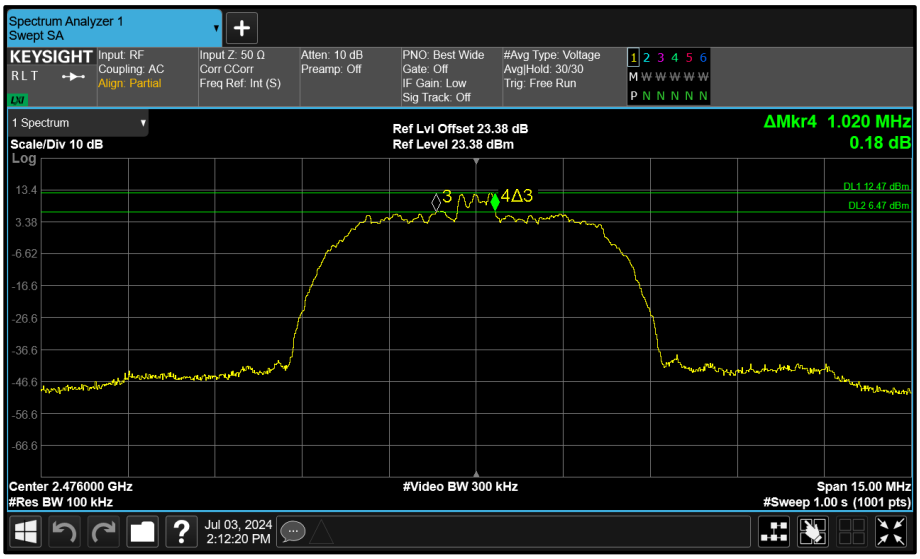

Figure 142 - Core 0 (A) 2476 MHz (CH74) 6 dB Bandwidth

Test Configuration			
Frequency Range:	2400-2483.5 MHz	Band:	2.4 GHz
Limit Clause(s):	15.247 (a)(2) RSS-247 5.2 a)	Test Method(s):	C63.10 6.9.3 C63.10 11.8.1
Additional Reference(s):	-		

DUT Configuration			
Mode:	ePA GFSK (LE 1M)	Duty Cycle (%):	-
Antenna Configuration:	SISO	DCCF (dB):	-
Active Port(s):	A (Core 0)	Peak Antenna Gain (dBi):	-

Test Frequency (MHz)	6 dB Bandwidth (MHz)				Limit (kHz)
	A	B	C	D	
2402	0.728	-	-	-	≥500.0
2440	0.728	-	-	-	≥500.0
2480	0.720	-	-	-	≥500.0

Table 37 - 6 dB Bandwidth Results

Test Frequency (MHz)	99% Bandwidth (MHz)				Limit (kHz)
	A	B	C	D	
2402	1.044	-	-	-	-
2440	1.040	-	-	-	-
2480	1.040	-	-	-	-

Table 38 - 99% Bandwidth Results

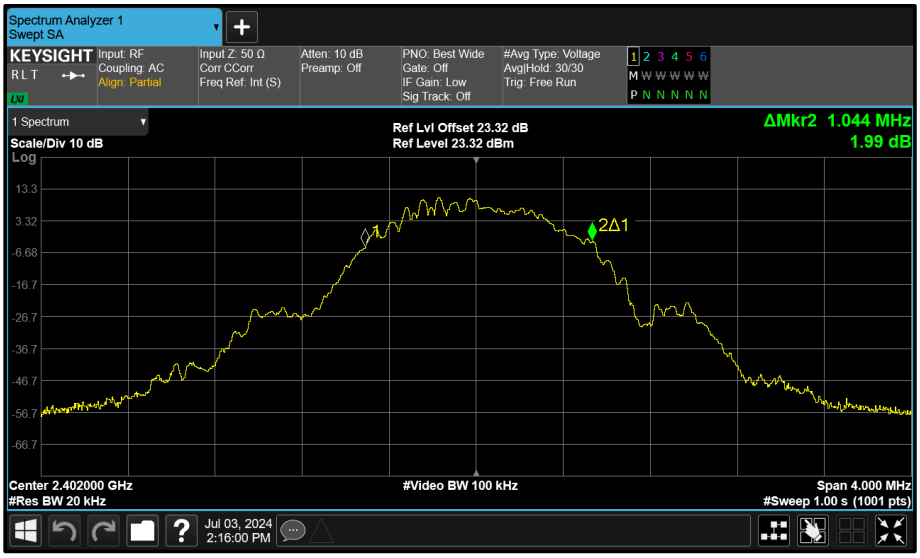

Figure 143 - Core 0 (A) 2402 MHz (CH37) 99% Bandwidth

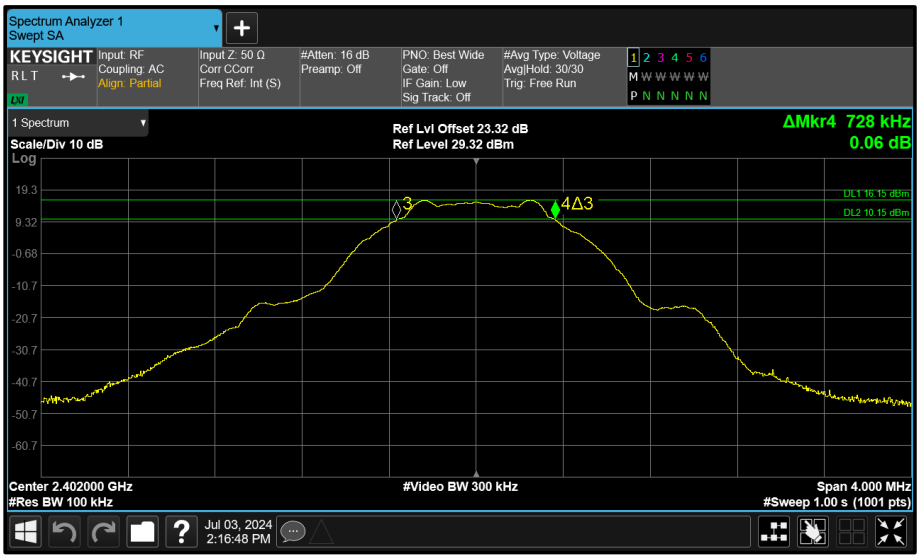

Figure 144 - Core 0 (A) 2402 MHz (CH37) 6 dB Bandwidth

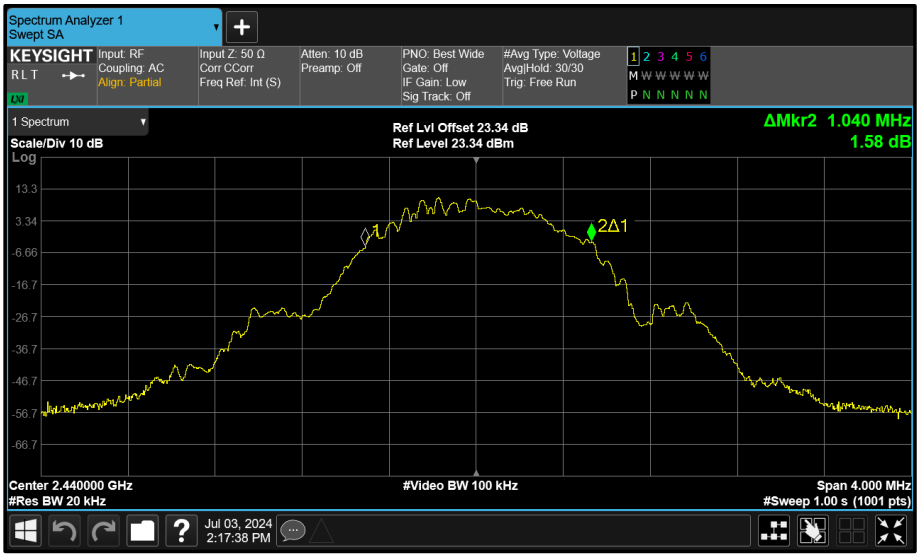

Figure 145 - Core 0 (A) 2440 MHz (CH17) 99% Bandwidth

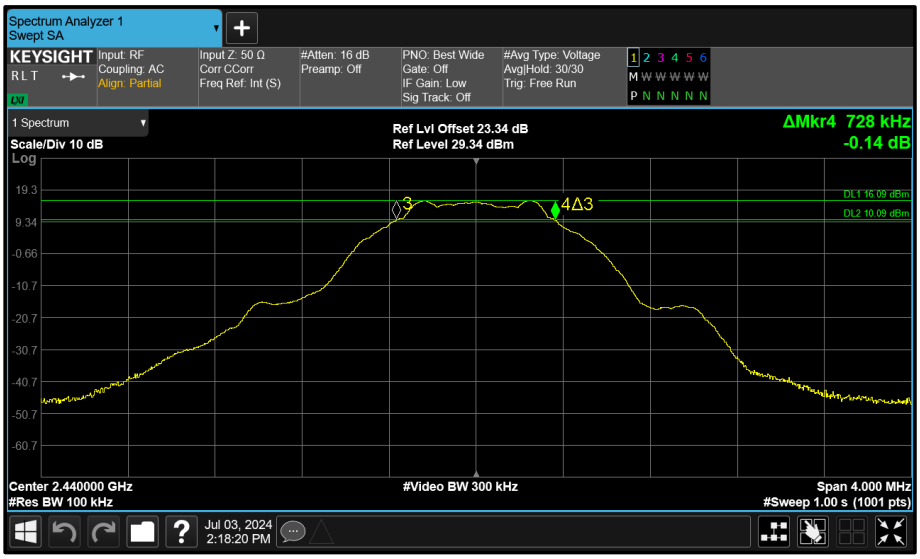

Figure 146 - Core 0 (A) 2440 MHz (CH17) 6 dB Bandwidth