APPENDIX B: SAR DIPOLE VERIFICATION PLOTS

ELEMENT

DUT: Dipole 750.0 MHz; Type: D750V3 - SN1097

Communication System: UID: 0, CW; Frequency: 750.0 MHz
Medium: 750 Head; Medium parameters used:
f = 750.0 MHz; cond = 0.875 S/m; perm = 40.3; density = 1000 kg/m^3
Phantom Section: Flat; Space: 15 mm

Test Date: 11/06/2024; Ambient Temp: 20.9°C; Tissue Temp: 20.1°C

Probe: EX3DV4 - SN7532; ConvF:(9.83,9.71,10.46); Calibrated: 2024-04-16
Sensor-Surface: 1.4mm (VMS + 6p)
Electronics: DAE4 Sn501; Calibrated: 2024-04-09
Phantom: Twin-SAM V5.0; Serial: 1647
Measurement SW: DASY Module SAR V16.4.0.5005

750.0 MHz System Verification at 23.0 dBm (200 mW)

Area Scan (40.0 x 90.0): Measurement grid: dx=10.0 mm, dy=15.0 mm
Zoom Scan (30.0 x 30.0 x 30.0): Measurement grid: dx=6.0 mm, dy=6.0 mm, dz=1.5 mm; Graded Ratio: 1.5
Peak SAR (extrapolated) = 2.51 W/kg
SAR(1 g) = 1.69 W/kg
Deviation (1 g) = 2.18%

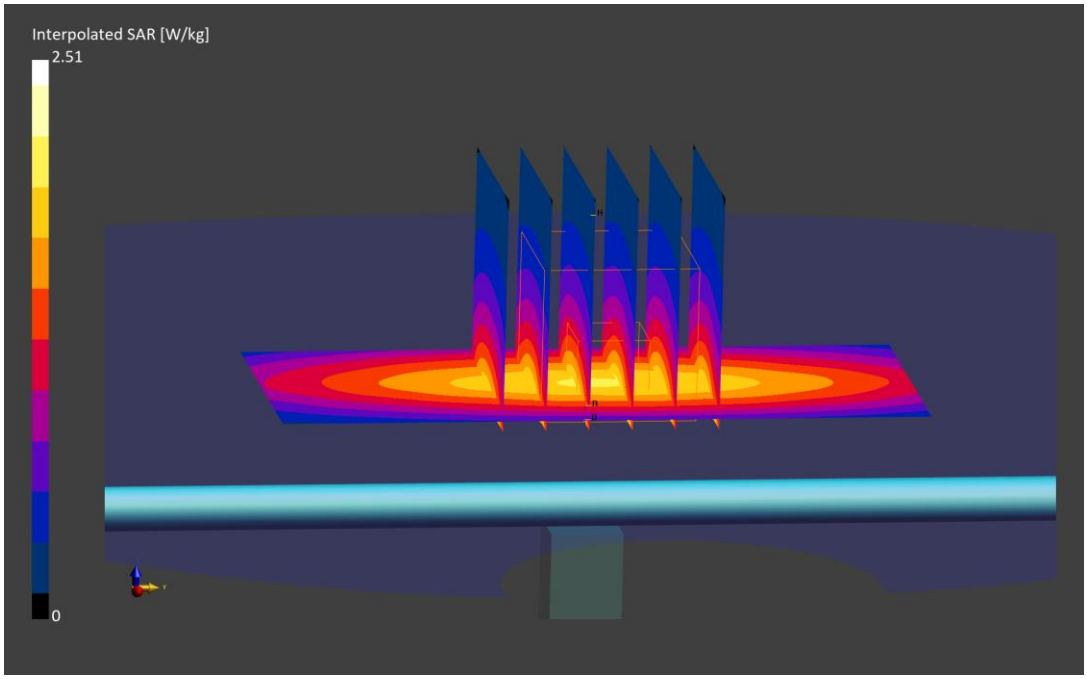

ELEMENT

DUT: Dipole 750.0 MHz; Type: D750V3 - SN1057

Communication System: UID: 0, CW; Frequency: 750.0 MHz
Medium: 750 Head; Medium parameters used:
f = 750.0 MHz; cond = 0.881 S/m; perm = 40.1; density = 1000 kg/m^3
Phantom Section: Flat; Space: 15 mm

Test Date: 11/10/2024; Ambient Temp: 20.0°C; Tissue Temp: 20.8°C

Probe: EX3DV4 - SN7416; ConvF:(8.53,9.4,8.96); Calibrated: 2024-05-13
Sensor-Surface: 1.4mm (VMS + 6p)
Electronics: DAE4 Sn701; Calibrated: 2024-05-08
Phantom: Twin-SAM V8.0; Serial: 1736
Measurement SW: DASY Module SAR V16.4.0.5005

750.0 MHz System Verification at 23.0 dBm (200 mW)

Area Scan (40.0 x 90.0): Measurement grid: dx=10.0 mm, dy=15.0 mm
Zoom Scan (30.0 x 30.0 x 30.0): Measurement grid: dx=6.0 mm, dy=6.0 mm, dz=1.5 mm; Graded Ratio: 1.5
Peak SAR (extrapolated) = 2.40 W/kg
SAR(1 g) = 1.63 W/kg
Deviation (1 g) = -4.23%

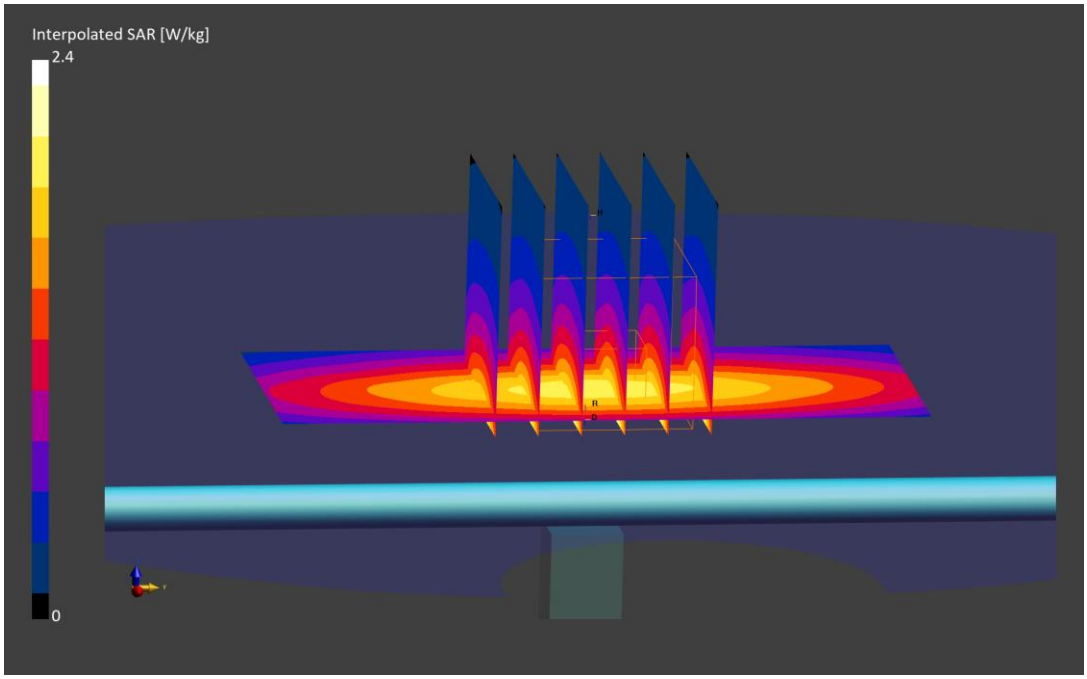

ELEMENT

DUT: Dipole 750.0 MHz; Type: D750V3 - SN1057

Communication System: UID: 0, CW; Frequency: 750.0 MHz
Medium: 750 Head; Medium parameters used:
f = 750.0 MHz; cond = 0.890 S/m; perm = 40.3; density = 1000 kg/m^3
Phantom Section: Flat; Space: 15 mm

Test Date: 11/14/2024; Ambient Temp: 22.3°C; Tissue Temp: 21.0°C

Probe: EX3DV4 - SN7416; ConvF:(8.53,9.4,8.96); Calibrated: 2024-05-13
Sensor-Surface: 1.4mm (VMS + 6p)
Electronics: DAE4 Sn701; Calibrated: 2024-05-08
Phantom: Twin-SAM V8.0; Serial: 1736
Measurement SW: DASY Module SAR V16.4.0.5005

750.0 MHz System Verification at 23.0 dBm (200 mW)

Area Scan (40.0 x 90.0): Measurement grid: dx=10.0 mm, dy=15.0 mm
Zoom Scan (30.0 x 30.0 x 30.0): Measurement grid: dx=6.0 mm, dy=6.0 mm, dz=1.5 mm; Graded Ratio: 1.5
Peak SAR (extrapolated) = 2.65 W/kg
SAR(1 g) = 1.79 W/kg
Deviation (1 g) = 5.17%

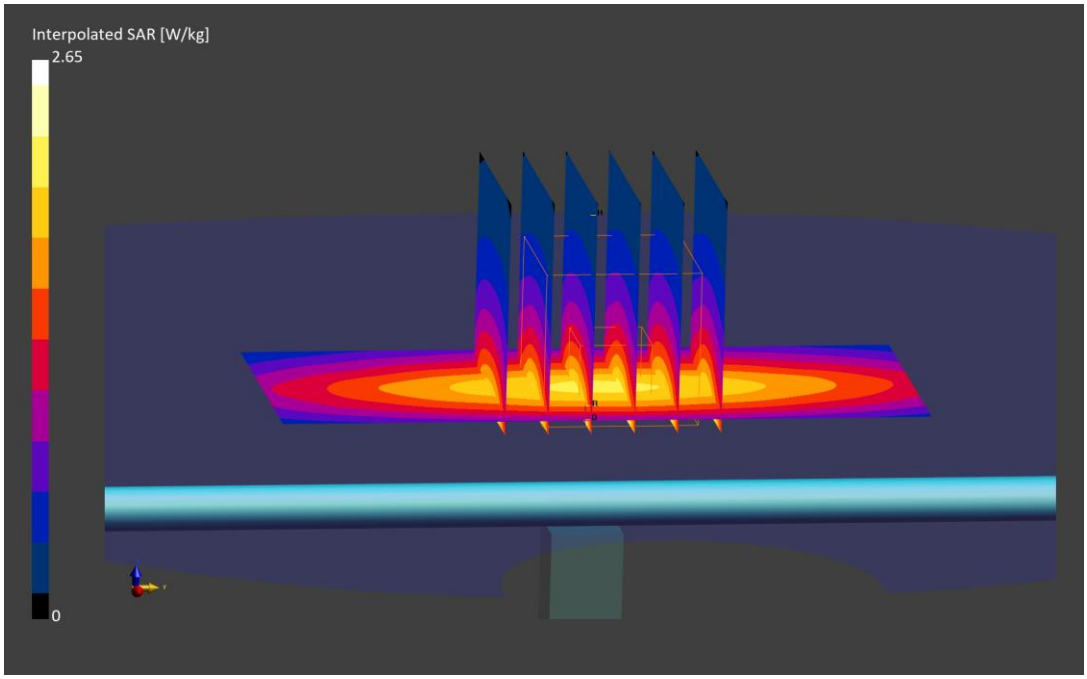

ELEMENT

DUT: Dipole 750.0 MHz; Type: D750V3 - SN1097

Communication System: UID: 0, CW; Frequency: 750.0 MHz
Medium: 750 Head; Medium parameters used:
f = 750.0 MHz; cond = 0.911 S/m; perm = 40.2; density = 1000 kg/m^3
Phantom Section: Flat; Space: 15 mm

Test Date: 11/18/2024; Ambient Temp: 22.0°C; Tissue Temp: 20.1°C

Probe: EX3DV4 - SN7532; ConvF:(9.83,9.71,10.46); Calibrated: 2024-04-16
Sensor-Surface: 1.4mm (VMS + 6p)
Electronics: DAE4 Sn501; Calibrated: 2024-04-09
Phantom: Twin-SAM V5.0; Serial: 1647
Measurement SW: DASY Module SAR V16.4.0.5005

750.0 MHz System Verification at 23.0 dBm (200 mW)

Area Scan (40.0 x 90.0): Measurement grid: dx=10.0 mm, dy=15.0 mm
Zoom Scan (30.0 x 30.0 x 30.0): Measurement grid: dx=6.0 mm, dy=6.0 mm, dz=1.5 mm; Graded Ratio: 1.5
Peak SAR (extrapolated) = 2.59 W/kg
SAR(1 g) = 1.75 W/kg
Deviation (1 g) = 5.80%

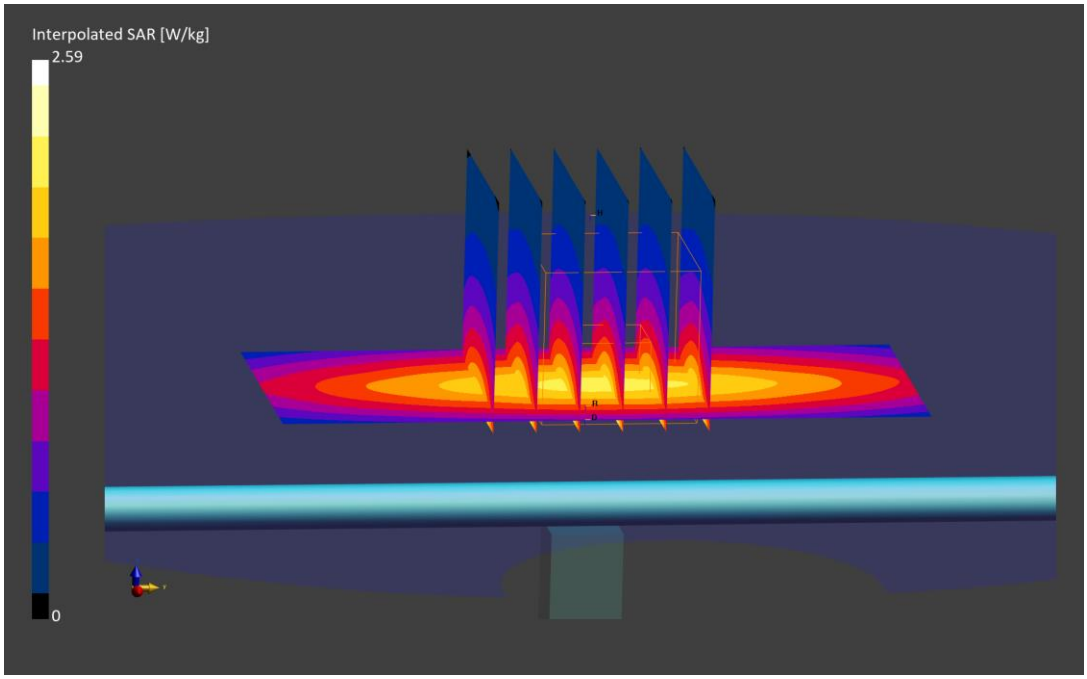

ELEMENT

DUT: Dipole 835.0 MHz; Type: D835V2 - SN460

Communication System: UID: 0, CW; Frequency: 835.0 MHz
Medium: 835 Head; Medium parameters used:
f = 835.0 MHz; cond = 0.906 S/m; perm = 40.6; density = 1000 kg/m^3
Phantom Section: Flat; Space: 15 mm

Test Date: 11/11/2024; Ambient Temp: 20.2°C; Tissue Temp: 20.0°C

Probe: EX3DV4 - SN7682; ConvF:(9.76,9.52,10.09); Calibrated: 2024-05-13
Sensor-Surface: 1.4mm (VMS + 6p)
Electronics: DAE4 Sn1683; Calibrated: 2024-05-08
Phantom: Twin-SAM V8.0; Serial: 1917
Measurement SW: DASY Module SAR V16.4.0.5005

835.0 MHz System Verification at 23.0 dBm (200 mW)

Area Scan (40.0 x 90.0): Measurement grid: dx=10.0 mm, dy=15.0 mm
Zoom Scan (30.0 x 30.0 x 30.0): Measurement grid: dx=6.0 mm, dy=6.0 mm, dz=1.5 mm; Graded Ratio: 1.5
Peak SAR (extrapolated) = 2.91 W/kg
SAR(1 g) = 2.03 W/kg
Deviation (1 g) = 4.42%

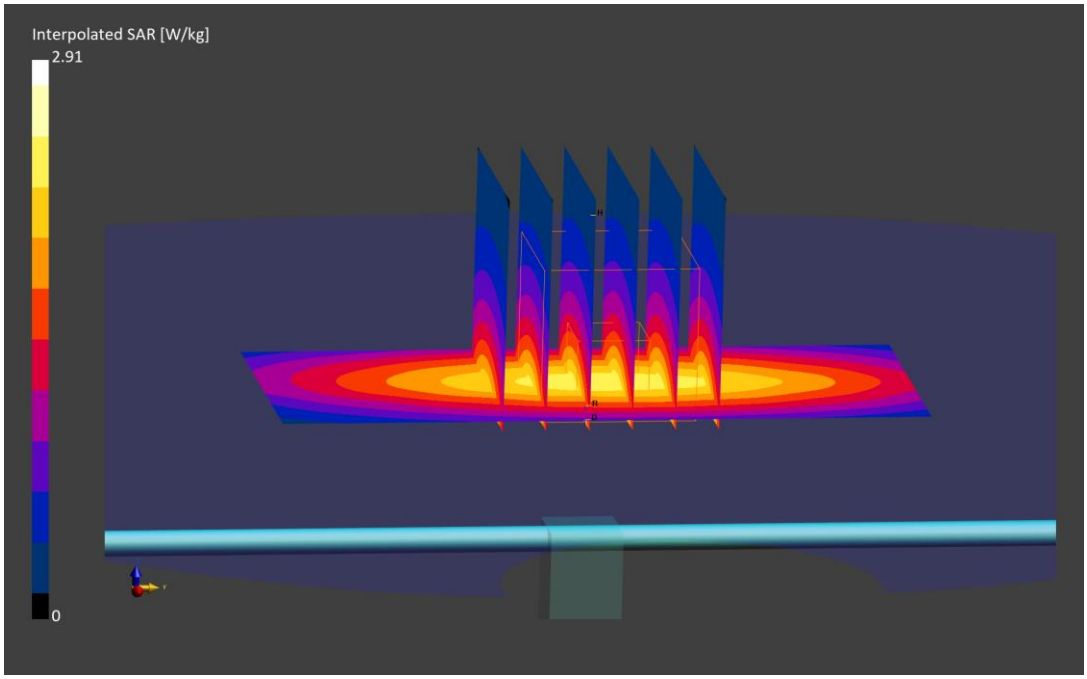

ELEMENT

DUT: Dipole 835.0 MHz; Type: D835V2 - SN460

Communication System: UID: 0, CW; Frequency: 835.0 MHz
Medium: 835 Head; Medium parameters used:
f = 835.0 MHz; cond = 0.895 S/m; perm = 40.9; density = 1000 kg/m^3
Phantom Section: Flat; Space: 15 mm

Test Date: 11/13/2024; Ambient Temp: 21.5°C; Tissue Temp: 20.8°C

Probe: EX3DV4 - SN7682; ConvF:(9.76,9.52,10.09); Calibrated: 2024-05-13
Sensor-Surface: 1.4mm (VMS + 6p)
Electronics: DAE4 Sn1683; Calibrated: 2024-05-08
Phantom: Twin-SAM V8.0; Serial: 1917
Measurement SW: DASY Module SAR V16.4.0.5005

835.0 MHz System Verification at 23.0 dBm (200 mW)

Area Scan (40.0 x 90.0): Measurement grid: dx=10.0 mm, dy=15.0 mm
Zoom Scan (30.0 x 30.0 x 30.0): Measurement grid: dx=6.0 mm, dy=6.0 mm, dz=1.5 mm; Graded Ratio: 1.5
Peak SAR (extrapolated) = 2.83 W/kg
SAR(1 g) = 1.97 W/kg
Deviation (1 g) = 1.34%

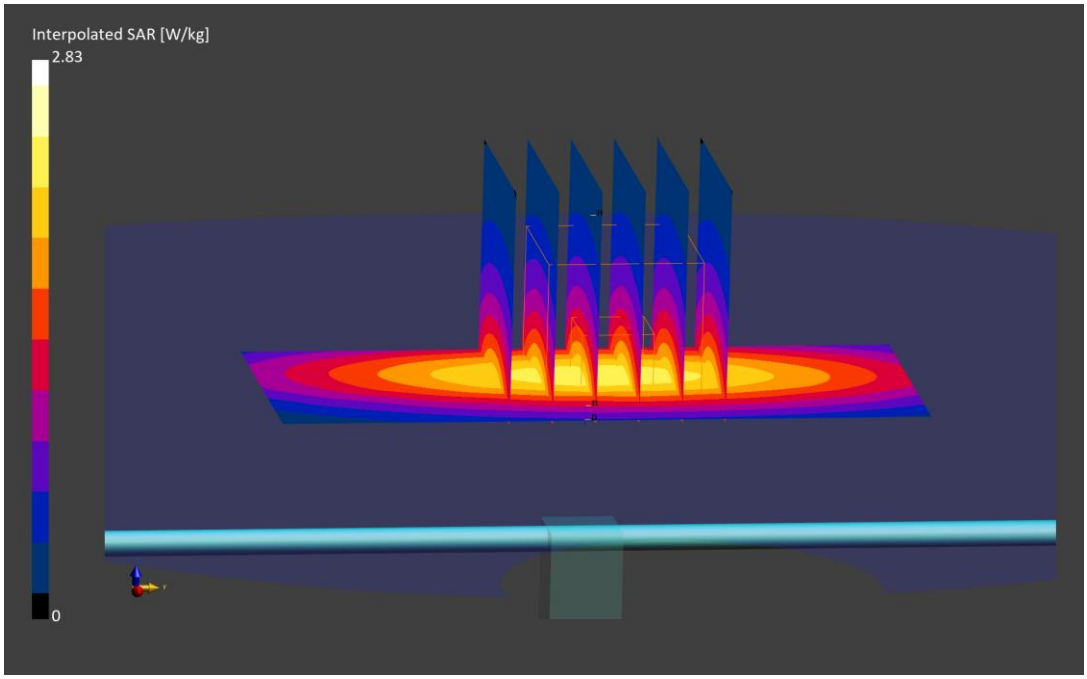

ELEMENT

DUT: Dipole 835.0 MHz; Type: D835V2 - SN460

Communication System: UID: 0, CW; Frequency: 835.0 MHz
Medium: 835 Head; Medium parameters used:
f = 835.0 MHz; cond = 0.915 S/m; perm = 40.4; density = 1000 kg/m^3
Phantom Section: Flat; Space: 15 mm

Test Date: 11/15/2024; Ambient Temp: 21.5°C; Tissue Temp: 20.6°C

Probe: EX3DV4 - SN7682; ConvF:(9.76,9.52,10.09); Calibrated: 2024-05-13
Sensor-Surface: 1.4mm (VMS + 6p)
Electronics: DAE4 Sn1683; Calibrated: 2024-05-08
Phantom: Twin-SAM V8.0; Serial: 1917
Measurement SW: DASY Module SAR V16.4.0.5005

835.0 MHz System Verification at 23.0 dBm (200 mW)

Area Scan (40.0 x 90.0): Measurement grid: dx=10.0 mm, dy=15.0 mm
Zoom Scan (30.0 x 30.0 x 30.0): Measurement grid: dx=6.0 mm, dy=6.0 mm, dz=1.5 mm; Graded Ratio: 1.5
Peak SAR (extrapolated) = 2.87 W/kg
SAR(1 g) = 1.97 W/kg
Deviation (1 g) = 1.34%

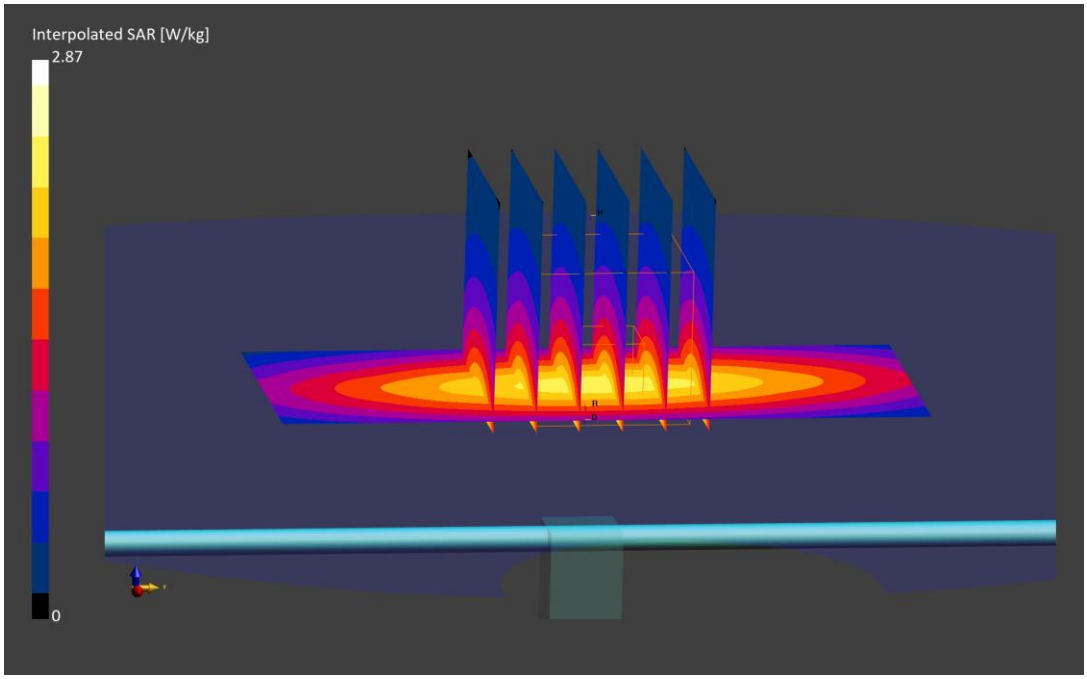

ELEMENT

DUT: Dipole 835.0 MHz; Type: D835V2 - SN460

Communication System: UID: 0, CW; Frequency: 835.0 MHz
Medium: 835 Head; Medium parameters used:
f = 835.0 MHz; cond = 0.943 S/m; perm = 39.7; density = 1000 kg/m^3
Phantom Section: Flat; Space: 15 mm

Test Date: 11/18/2024; Ambient Temp: 21.2°C; Tissue Temp: 20.0°C

Probe: EX3DV4 - SN7682; ConvF:(9.76,9.52,10.09); Calibrated: 2024-05-13
Sensor-Surface: 1.4mm (VMS + 6p)
Electronics: DAE4 Sn1683; Calibrated: 2024-05-08
Phantom: Twin-SAM V8.0; Serial: 1917
Measurement SW: DASY Module SAR V16.4.0.5005

835.0 MHz System Verification at 23.0 dBm (200 mW)

Area Scan (40.0 x 90.0): Measurement grid: dx=10.0 mm, dy=15.0 mm
Zoom Scan (30.0 x 30.0 x 30.0): Measurement grid: dx=6.0 mm, dy=6.0 mm, dz=1.5 mm; Graded Ratio: 1.5
Peak SAR (extrapolated) = 2.88 W/kg
SAR(1 g) = 2.00 W/kg
Deviation (1 g) = 2.88%

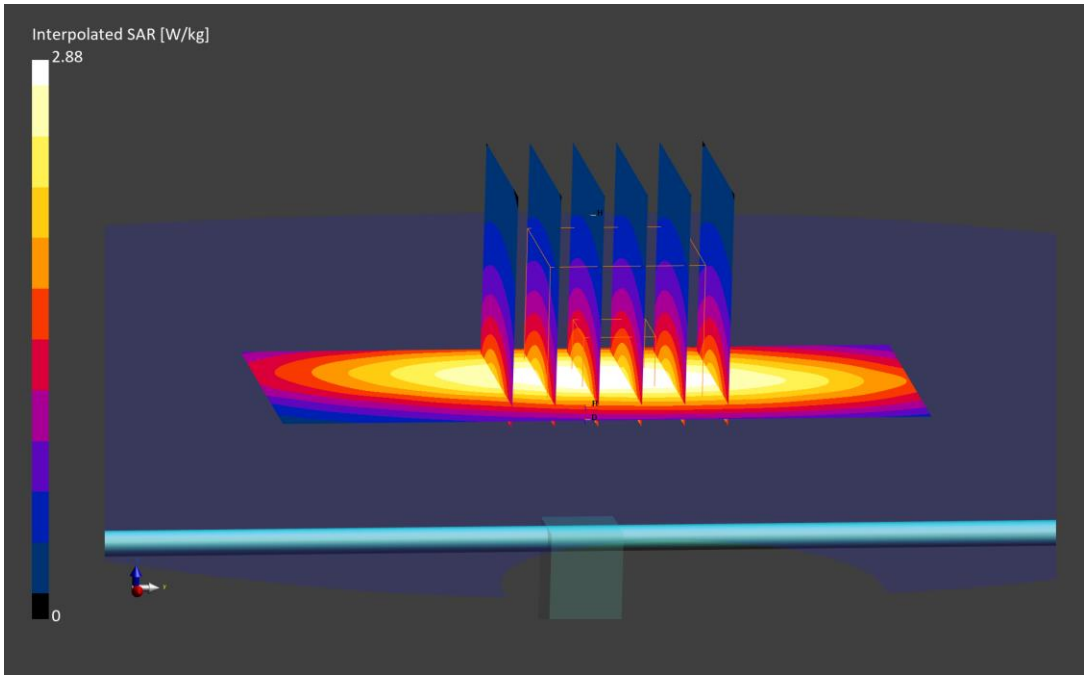

ELEMENT

DUT: Dipole 1750.0 MHz; Type: D1750V2 - SN1104

Communication System: UID: 0, CW; Frequency: 1750.0 MHz
Medium: 1750 Head; Medium parameters used:
f = 1750.0 MHz; cond = 1.42 S/m; perm = 38.8; density = 1000 kg/m^3
Phantom Section: Flat; Space: 10 mm

Test Date: 11/11/2024; Ambient Temp: 20.0°C; Tissue Temp: 19.9°C

Probe: EX3DV4 - SN7360; ConvF:(7.89,7.7,8.86); Calibrated: 2024-03-11
Sensor-Surface: 1.4mm (VMS + 6p)
Electronics: DAE4 Sn534; Calibrated: 2024-03-06
Phantom: Twin-SAM V4.0; Serial: 1598
Measurement SW: DASY Module SAR V16.4.0.5005

1750.0 MHz System Verification at 20.0 dBm (100 mW)

Area Scan (40.0 x 90.0): Measurement grid: dx=10.0 mm, dy=15.0 mm
Zoom Scan (30.0 x 30.0 x 30.0): Measurement grid: dx=6.0 mm, dy=6.0 mm, dz=1.5 mm; Graded Ratio: 1.5
Peak SAR (extrapolated) = 7.08 W/kg
SAR(1 g) = 3.73 W/kg
Deviation (1 g) = 4.78%

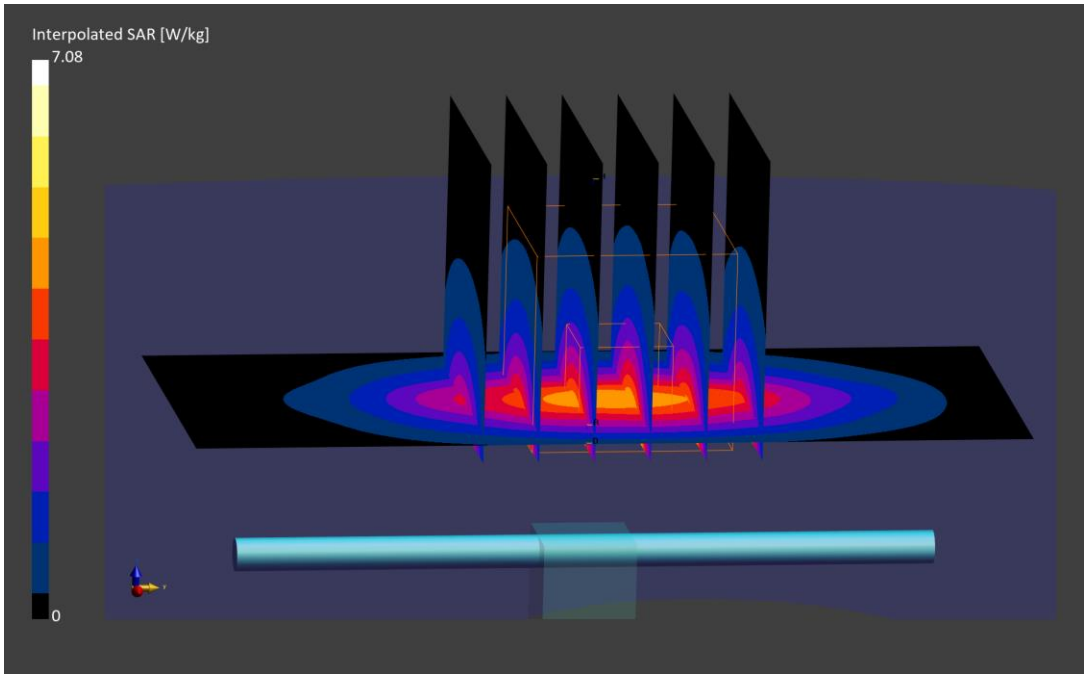

ELEMENT

DUT: Dipole 1750.0 MHz; Type: D1750V2 - SN1083

Communication System: UID: 0, CW; Frequency: 1750.0 MHz
Medium: 1750 Head; Medium parameters used:
f = 1750.0 MHz; cond = 1.43 S/m; perm = 39.1; density = 1000 kg/m^3
Phantom Section: Flat; Space: 10 mm

Test Date: 11/24/2024; Ambient Temp: 22.5°C; Tissue Temp: 20.7°C

Probe: EX3DV4 - SN7360; ConvF:(7.89,7.7,8.86); Calibrated: 2024-03-11
Sensor-Surface: 1.4mm (VMS + 6p)
Electronics: DAE4 Sn534; Calibrated: 2024-03-06
Phantom: Twin-SAM V4.0; Serial: 1598
Measurement SW: DASY Module SAR V16.4.0.5005

1750.0 MHz System Verification at 20.0 dBm (100 mW)

Area Scan (40.0 x 90.0): Measurement grid: dx=10.0 mm, dy=15.0 mm
Zoom Scan (30.0 x 30.0 x 30.0): Measurement grid: dx=6.0 mm, dy=6.0 mm, dz=1.5 mm; Graded Ratio: 1.5
Peak SAR (extrapolated) = 6.60 W/kg
SAR(1 g) = 3.51 W/kg
Deviation (1 g) = -3.84%

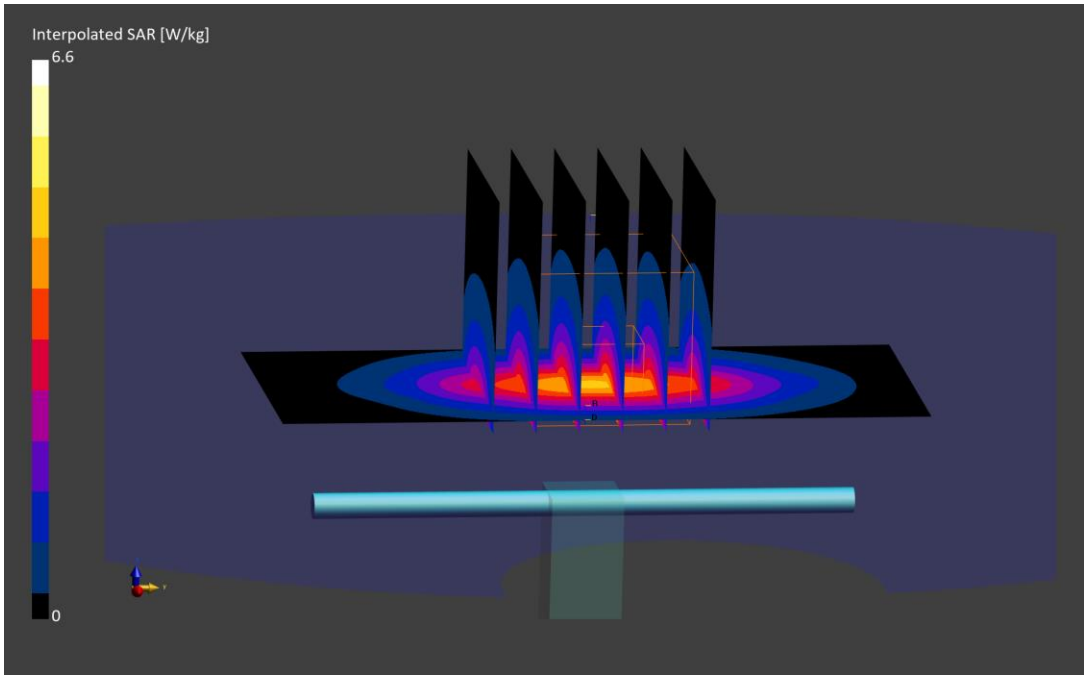

ELEMENT

DUT: Dipole 1900.0 MHz; Type: D1900V2 - SN5d131

Communication System: UID: 0, CW; Frequency: 1900.0 MHz
Medium: 1900 Head; Medium parameters used:
f = 1900.0 MHz; cond = 1.43 S/m; perm = 39.9; density = 1000 kg/m^3
Phantom Section: Flat; Space: 10 mm

Test Date: 11/10/2024; Ambient Temp: 21.1°C; Tissue Temp: 21.5°C

Probe: EX3DV4 - SN7421; ConvF:(7.63,7.63,7.63); Calibrated: 2024-03-11
Sensor-Surface: 1.4mm (VMS + 6p)
Electronics: DAE4 Sn604; Calibrated: 2024-03-06
Phantom: Twin-SAM V8.0; Serial: 2067
Measurement SW: DASY Module SAR V16.4.0.5005

1900.0 MHz System Verification at 20.0 dBm (100 mW)

Area Scan (40.0 x 90.0): Measurement grid: dx=10.0 mm, dy=15.0 mm
Zoom Scan (30.0 x 30.0 x 30.0): Measurement grid: dx=6.0 mm, dy=6.0 mm, dz=1.5 mm; Graded Ratio: 1.5
Peak SAR (extrapolated) = 7.92 W/kg
SAR(1 g) = 4.10 W/kg
Deviation (1 g) = 3.02%

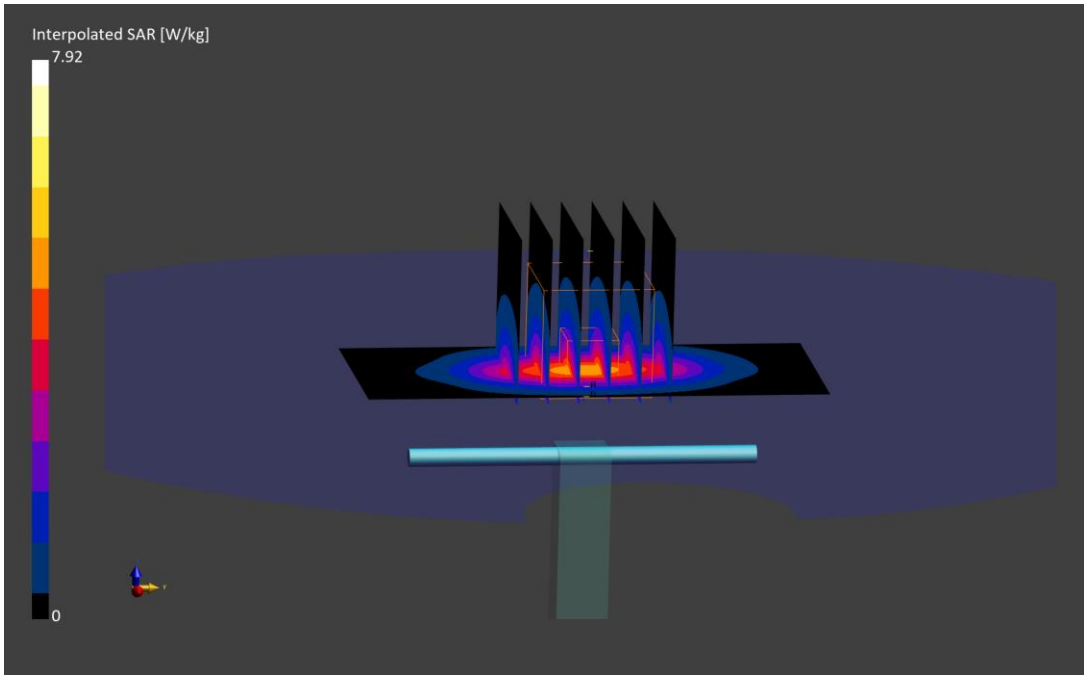

ELEMENT

DUT: Dipole 1900.0 MHz; Type: D1900V2 - SN5d180

Communication System: UID: 0, CW; Frequency: 1900.0 MHz
Medium: 1900 Head; Medium parameters used:
f = 1900.0 MHz; cond = 1.40 S/m; perm = 38.1; density = 1000 kg/m^3
Phantom Section: Flat; Space: 10 mm

Test Date: 11/14/2024; Ambient Temp: 22.5°C; Tissue Temp: 21.5°C

Probe: EX3DV4 - SN7421; ConvF:(7.63,7.63,7.63); Calibrated: 2024-03-11
Sensor-Surface: 1.4mm (VMS + 6p)
Electronics: DAE4 Sn604; Calibrated: 2024-03-06
Phantom: Twin-SAM V8.0; Serial: 2067
Measurement SW: DASY Module SAR V16.4.0.5005

1900.0 MHz System Verification at 20.0 dBm (100 mW)

Area Scan (40.0 x 90.0): Measurement grid: dx=10.0 mm, dy=15.0 mm
Zoom Scan (30.0 x 30.0 x 30.0): Measurement grid: dx=6.0 mm, dy=6.0 mm, dz=1.5 mm; Graded Ratio: 1.5
Peak SAR (extrapolated) = 8.06 W/kg
SAR(1 g) = 4.22 W/kg
Deviation (1 g) = 7.65%

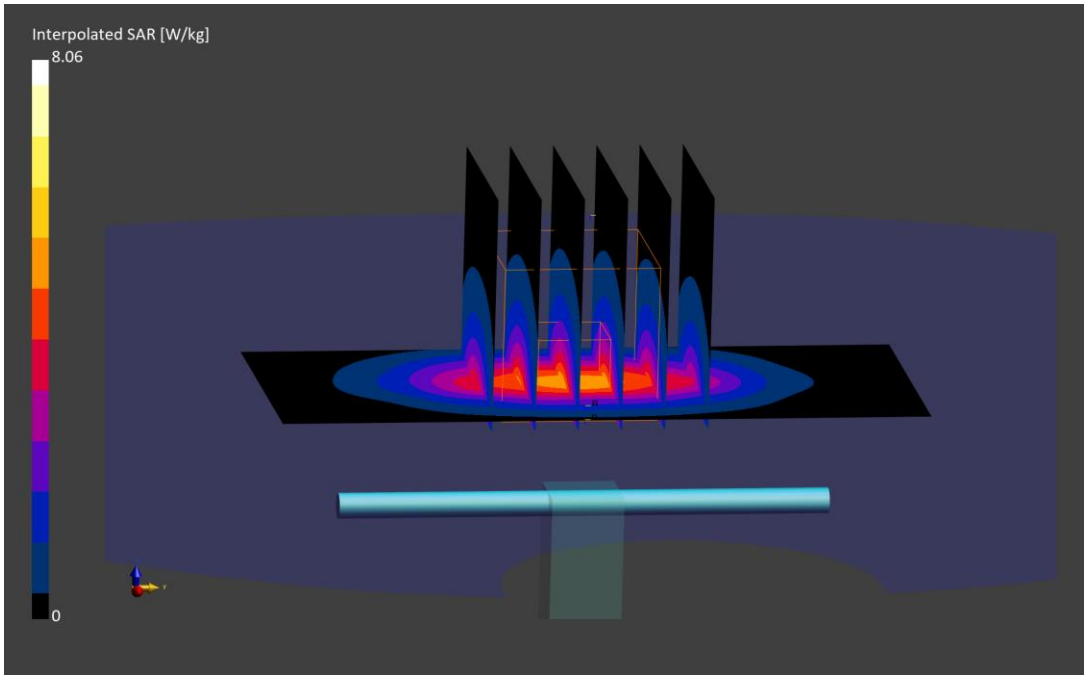

ELEMENT

DUT: Dipole 2300.0 MHz; Type: D2300V2 - SN1038

Communication System: UID: 0, CW; Frequency: 2300.0 MHz
Medium: 2450 Head; Medium parameters used:
f = 2300.0 MHz; cond = 1.63 S/m; perm = 38.4; density = 1000 kg/m^3
Phantom Section: Flat; Space: 10 mm

Test Date: 11/04/2024; Ambient Temp: 22.8°C; Tissue Temp: 22.8°C

Probe: EX3DV4 - SN7546; ConvF:(7.57,6.87,7.42); Calibrated: 2024-04-16
Sensor-Surface: 1.4mm (VMS + 6p)
Electronics: DAE4 Sn1402; Calibrated: 2024-04-10
Phantom: Twin-SAM V8.0; Serial: 2029
Measurement SW: DASY Module SAR V16.4.0.5005

2300.0 MHz System Verification at 20.0 dBm (100 mW)

Area Scan (40.0 x 80.0): Measurement grid: dx=10.0 mm, dy=10.0 mm
Zoom Scan (30.0 x 30.0 x 30.0): Measurement grid: dx=5.0 mm, dy=5.0 mm, dz=1.5 mm; Graded Ratio: 1.5
Peak SAR (extrapolated) = 10.4 W/kg
SAR(1 g) = 4.94 W/kg
Deviation (1 g) = 0.61%

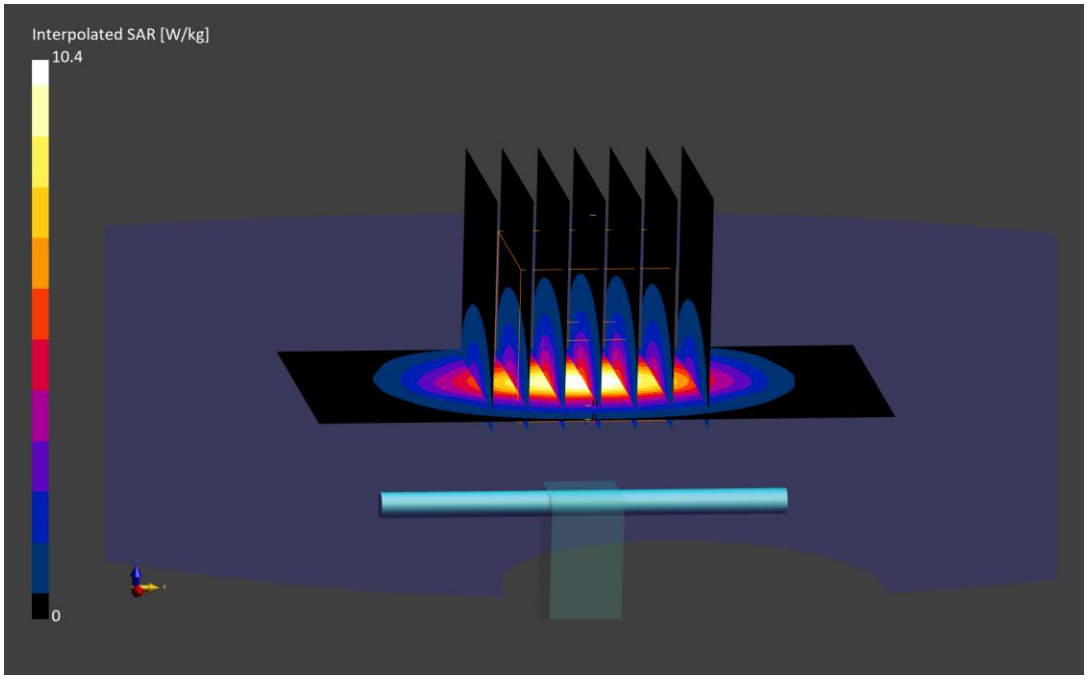

ELEMENT

DUT: Dipole 2300.0 MHz; Type: D2300V2 - SN1038

Communication System: UID: 0, CW; Frequency: 2300.0 MHz
Medium: 2450 Head; Medium parameters used:
f = 2300.0 MHz; cond = 1.70 S/m; perm = 39.9; density = 1000 kg/m^3
Phantom Section: Flat; Space: 10 mm

Test Date: 11/12/2024; Ambient Temp: 24.0°C; Tissue Temp: 22.9°C

Probe: EX3DV4 - SN7546; ConvF:(7.57,6.87,7.42); Calibrated: 2024-04-16
Sensor-Surface: 1.4mm (VMS + 6p)
Electronics: DAE4 Sn1402; Calibrated: 2024-04-10
Phantom: Twin-SAM V8.0; Serial: 2029
Measurement SW: DASY Module SAR V16.4.0.5005

2300.0 MHz System Verification at 20.0 dBm (100 mW)

Area Scan (40.0 x 80.0): Measurement grid: dx=10.0 mm, dy=10.0 mm
Zoom Scan (30.0 x 30.0 x 30.0): Measurement grid: dx=5.0 mm, dy=5.0 mm, dz=1.5 mm; Graded Ratio: 1.5
Peak SAR (extrapolated) = 9.89 W/kg
SAR(1 g) = 4.71 W/kg
Deviation (1 g) = -4.07%

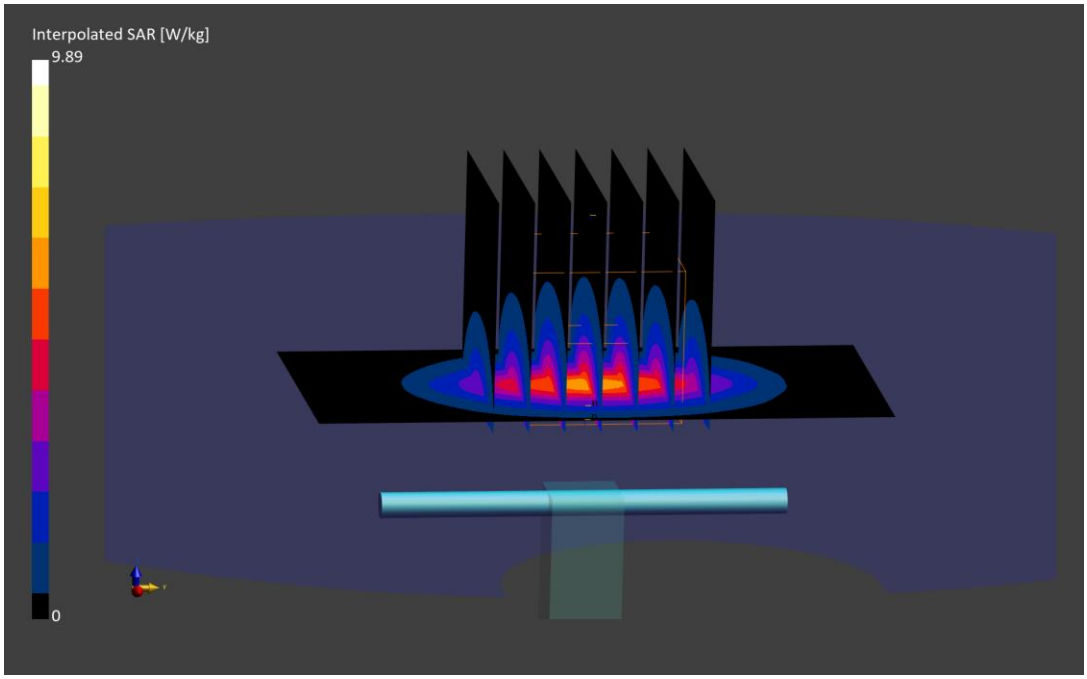

ELEMENT

DUT: Dipole 2450.0 MHz; Type: D2450V2 - SN921

Communication System: UID: 0, CW; Frequency: 2450.0 MHz
Medium: 2450 Head; Medium parameters used:
f = 2450.0 MHz; cond = 1.79 S/m; perm = 37.5; density = 1000 kg/m^3
Phantom Section: Flat; Space: 10 mm

Test Date: 11/09/2024; Ambient Temp: 20.5°C; Tissue Temp: 20.4°C

Probe: EX3DV4 - SN7639; ConvF:(7.43,7.55,8.26); Calibrated: 2024-09-09
Sensor-Surface: 1.4mm (VMS + 6p)
Electronics: DAE4 Sn1403; Calibrated: 2024-09-04
Phantom: Twin-SAM V8.0; Serial: 1357
Measurement SW: DASY Module SAR V16.4.0.5005

2450.0 MHz System Verification at 20.0 dBm (100 mW)

Area Scan (40.0 x 80.0): Measurement grid: dx=10.0 mm, dy=10.0 mm
Zoom Scan (30.0 x 30.0 x 30.0): Measurement grid: dx=5.0 mm, dy=5.0 mm, dz=1.5 mm; Graded Ratio: 1.5
Peak SAR (extrapolated) = 11.1 W/kg
SAR(1 g) = 5.61 W/kg
Deviation (1 g) = 7.47%

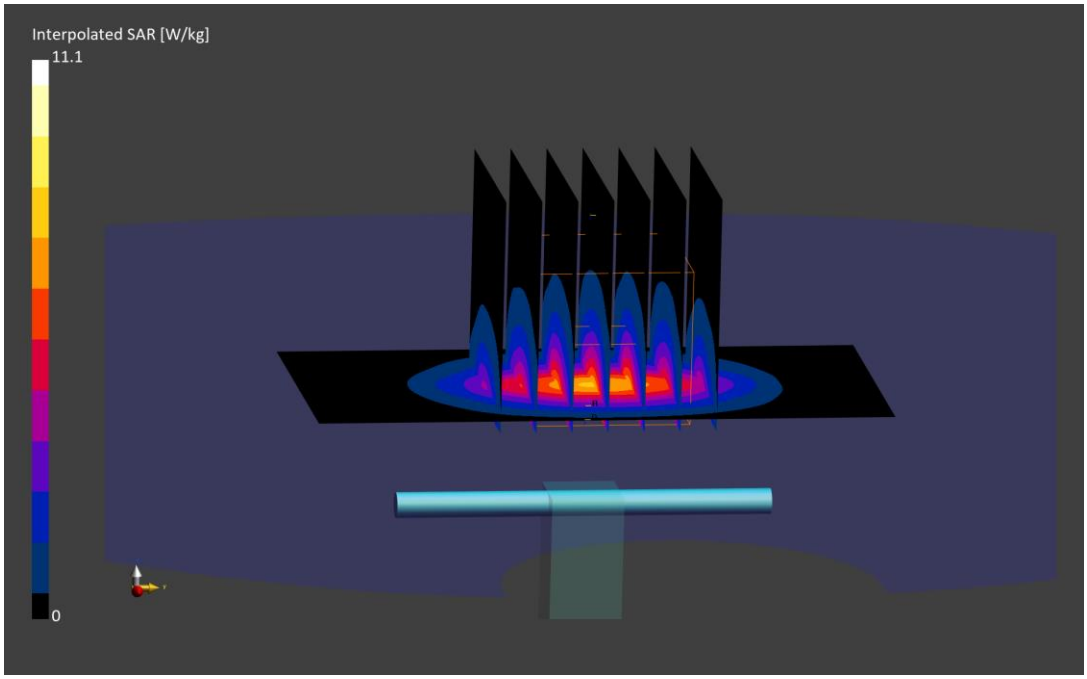

ELEMENT

DUT: Dipole 2450.0 MHz; Type: D2450V2 - SN750

Communication System: UID: 0, CW; Frequency: 2450.0 MHz
Medium: 2450 Head; Medium parameters used:
f = 2450.0 MHz; cond = 1.84 S/m; perm = 38.8; density = 1000 kg/m^3
Phantom Section: Flat; Space: 10 mm

Test Date: 11/14/2024; Ambient Temp: 20.0°C; Tissue Temp: 22.7°C

Probe: EX3DV4 - SN7552; ConvF:(7.01,7.58,7.38); Calibrated: 2024-05-13
Sensor-Surface: 1.4mm (VMS + 6p)
Electronics: DAE4 Sn1676; Calibrated: 2024-05-08
Phantom: Twin-SAM V8.0; Serial: 2058
Measurement SW: DASY Module SAR V16.4.0.5005

2450.0 MHz System Verification at 20.0 dBm (100 mW)

Area Scan (40.0 x 80.0): Measurement grid: dx=10.0 mm, dy=10.0 mm
Zoom Scan (30.0 x 30.0 x 30.0): Measurement grid: dx=5.0 mm, dy=5.0 mm, dz=1.5 mm; Graded Ratio: 1.5
Peak SAR (extrapolated) = 11.3 W/kg
SAR(1 g) = 5.22 W/kg
Deviation (1 g) = -0.76%

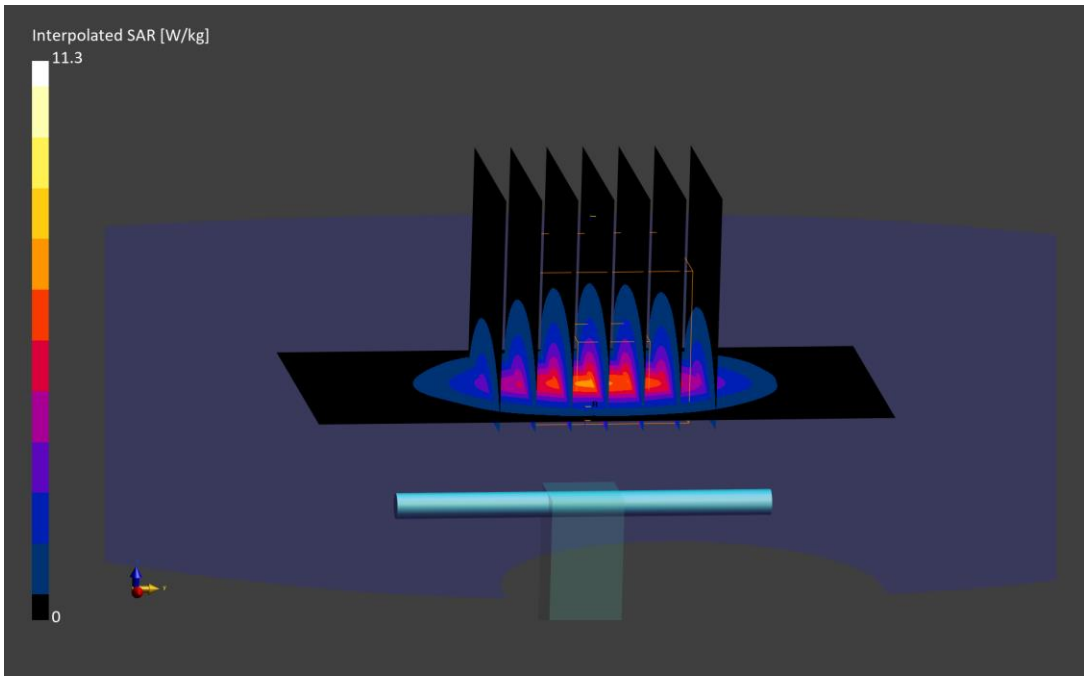

ELEMENT

DUT: Dipole 2450.0 MHz; Type: D2450V2 - SN921

Communication System: UID: 0, CW; Frequency: 2450.0 MHz
Medium: 2450 Head; Medium parameters used:
f = 2450.0 MHz; cond = 1.86 S/m; perm = 38.4; density = 1000 kg/m^3
Phantom Section: Flat; Space: 10 mm

Test Date: 11/19/2024; Ambient Temp: 21.4°C; Tissue Temp: 20.9°C

Probe: EX3DV4 - SN7639; ConvF:(7.43,7.55,8.26); Calibrated: 2024-09-09
Sensor-Surface: 1.4mm (VMS + 6p)
Electronics: DAE4 Sn1403; Calibrated: 2024-09-04
Phantom: Twin-SAM V8.0; Serial: 1357
Measurement SW: DASY Module SAR V16.4.0.5005

2450.0 MHz System Verification at 20.0 dBm (100 mW)

Area Scan (40.0 x 80.0): Measurement grid: dx=10.0 mm, dy=10.0 mm
Zoom Scan (30.0 x 30.0 x 30.0): Measurement grid: dx=5.0 mm, dy=5.0 mm, dz=1.5 mm; Graded Ratio: 1.5
Peak SAR (extrapolated) = 10.8 W/kg
SAR(1 g) = 5.43 W/kg
Deviation (1 g) = 4.02%

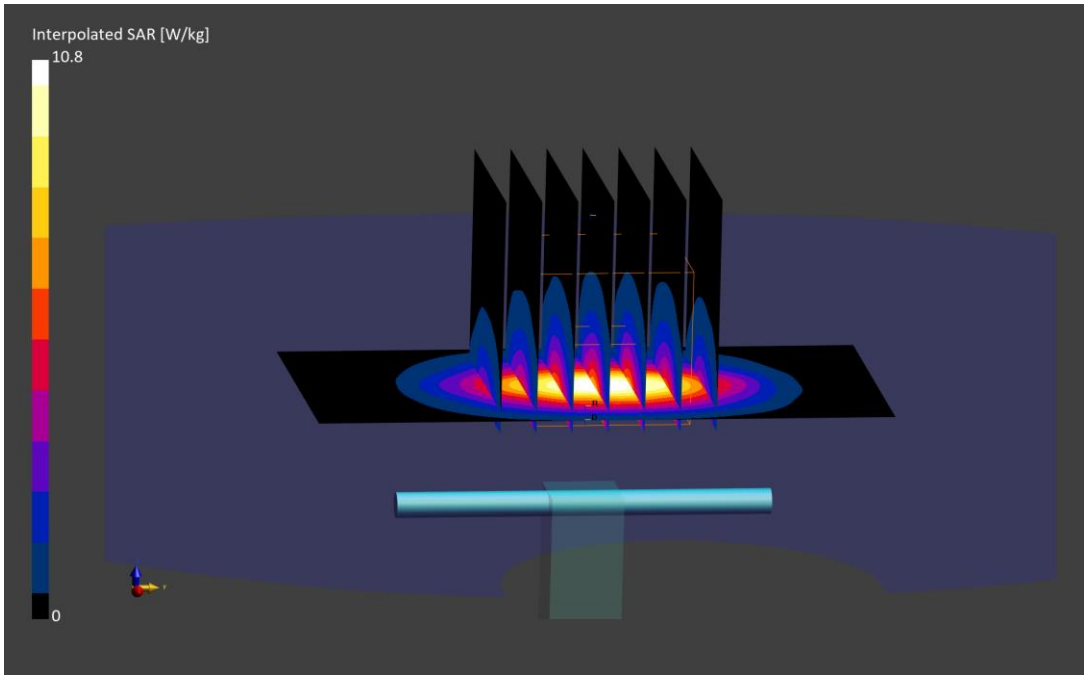

ELEMENT

DUT: Dipole 2450.0 MHz; Type: D2450V2 - SN750

Communication System: UID: 0, CW; Frequency: 2450.0 MHz
Medium: 2450 Head; Medium parameters used:
f = 2450.0 MHz; cond = 1.85 S/m; perm = 38.2; density = 1000 kg/m^3
Phantom Section: Flat; Space: 10 mm

Test Date: 11/22/2024; Ambient Temp: 21.5°C; Tissue Temp: 22.3°C

Probe: EX3DV4 - SN7552; ConvF:(7.01,7.58,7.38); Calibrated: 2024-05-13
Sensor-Surface: 1.4mm (VMS + 6p)
Electronics: DAE4 Sn1676; Calibrated: 2024-05-08
Phantom: Twin-SAM V8.0; Serial: 2058
Measurement SW: DASY Module SAR V16.4.0.5005

2450.0 MHz System Verification at 20.0 dBm (100 mW)

Area Scan (40.0 x 80.0): Measurement grid: dx=10.0 mm, dy=10.0 mm
Zoom Scan (30.0 x 30.0 x 30.0): Measurement grid: dx=5.0 mm, dy=5.0 mm, dz=1.5 mm; Graded Ratio: 1.5
Peak SAR (extrapolated) = 11.2 W/kg
SAR(1 g) = 5.21 W/kg
Deviation (1 g) = -0.95%

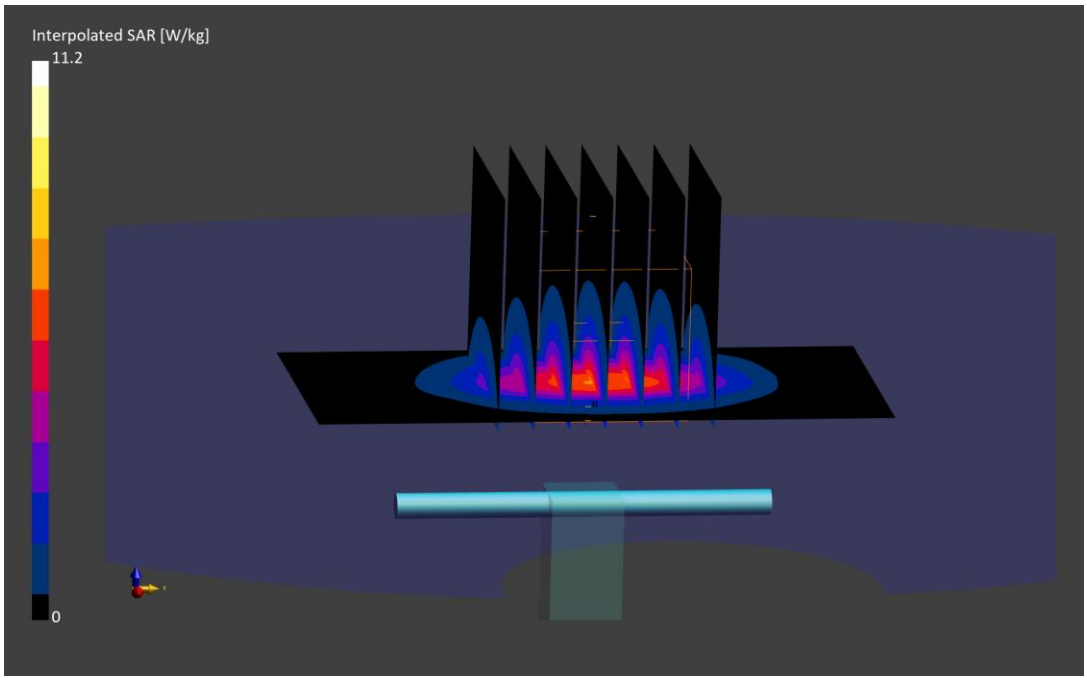

ELEMENT

DUT: Dipole 2450.0 MHz; Type: D2450V2 - SN855

Communication System: UID: 0, CW; Frequency: 2450.0 MHz
Medium: 2450 Head; Medium parameters used:
f = 2450.0 MHz; cond = 1.86 S/m; perm = 38.6; density = 1000 kg/m^3
Phantom Section: Flat; Space: 10 mm

Test Date: 11/24/2024; Ambient Temp: 21.0°C; Tissue Temp: 23.5°C

Probe: EX3DV4 - SN7552; ConvF:(7.01,7.58,7.38); Calibrated: 2024-05-13
Sensor-Surface: 1.4mm (VMS + 6p)
Electronics: DAE4 Sn1676; Calibrated: 2024-05-08
Phantom: Twin-SAM V8.0; Serial: 2058
Measurement SW: DASY Module SAR V16.4.0.5005

2450.0 MHz System Verification at 20.0 dBm (100 mW)

Area Scan (40.0 x 80.0): Measurement grid: dx=10.0 mm, dy=10.0 mm
Zoom Scan (30.0 x 30.0 x 30.0): Measurement grid: dx=5.0 mm, dy=5.0 mm, dz=1.5 mm; Graded Ratio: 1.5
Peak SAR (extrapolated) = 11.0 W/kg
SAR(1 g) = 5.24 W/kg
Deviation (1 g) = 0.00%

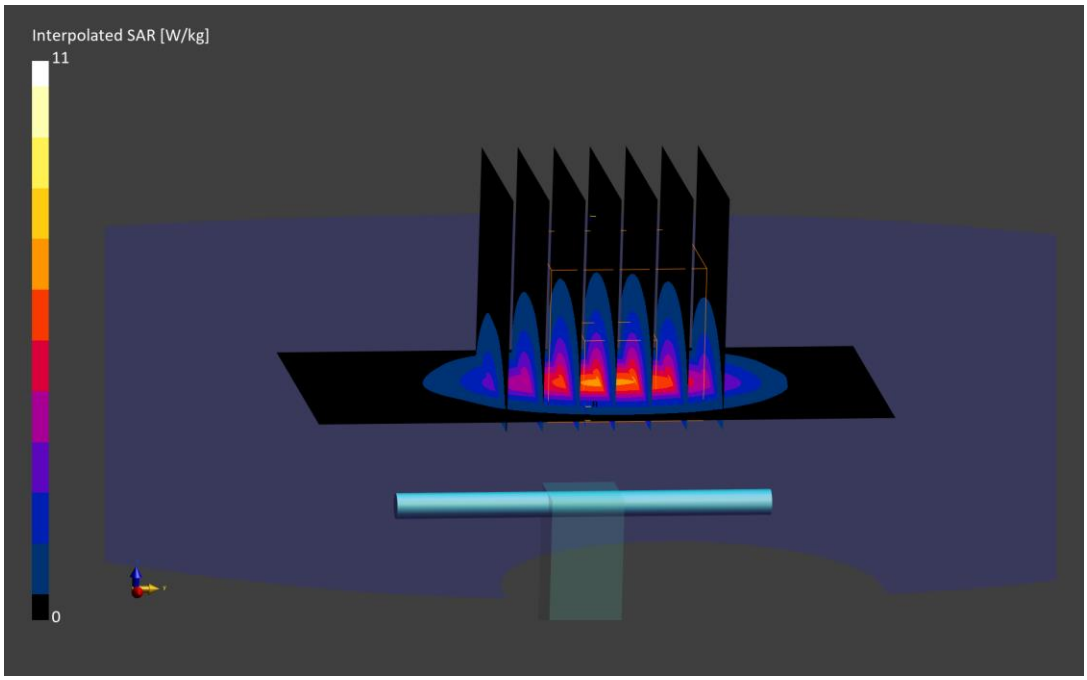

ELEMENT

DUT: Dipole 2600.0 MHz; Type: D2600V2 - SN1042

Communication System: UID: 0, CW; Frequency: 2600.0 MHz
Medium: 2450 Head; Medium parameters used:
f = 2600.0 MHz; cond = 2.02 S/m; perm = 38.2; density = 1000 kg/m^3
Phantom Section: Flat; Space: 10 mm

Test Date: 11/14/2024; Ambient Temp: 20.0°C; Tissue Temp: 22.7°C

Probe: EX3DV4 - SN7552; ConvF:(6.86,7.45,7.27); Calibrated: 2024-05-13
Sensor-Surface: 1.4mm (VMS + 6p)
Electronics: DAE4 Sn1676; Calibrated: 2024-05-08
Phantom: Twin-SAM V8.0; Serial: 2058
Measurement SW: DASY Module SAR V16.4.0.5005

2600.0 MHz System Verification at 20.0 dBm (100 mW)

Area Scan (40.0 x 80.0): Measurement grid: dx=10.0 mm, dy=10.0 mm
Zoom Scan (30.0 x 30.0 x 30.0): Measurement grid: dx=5.0 mm, dy=5.0 mm, dz=1.5 mm; Graded Ratio: 1.5
Peak SAR (extrapolated) = 12.8 W/kg
SAR(1 g) = 5.59 W/kg
Deviation (1 g) = 0.18%

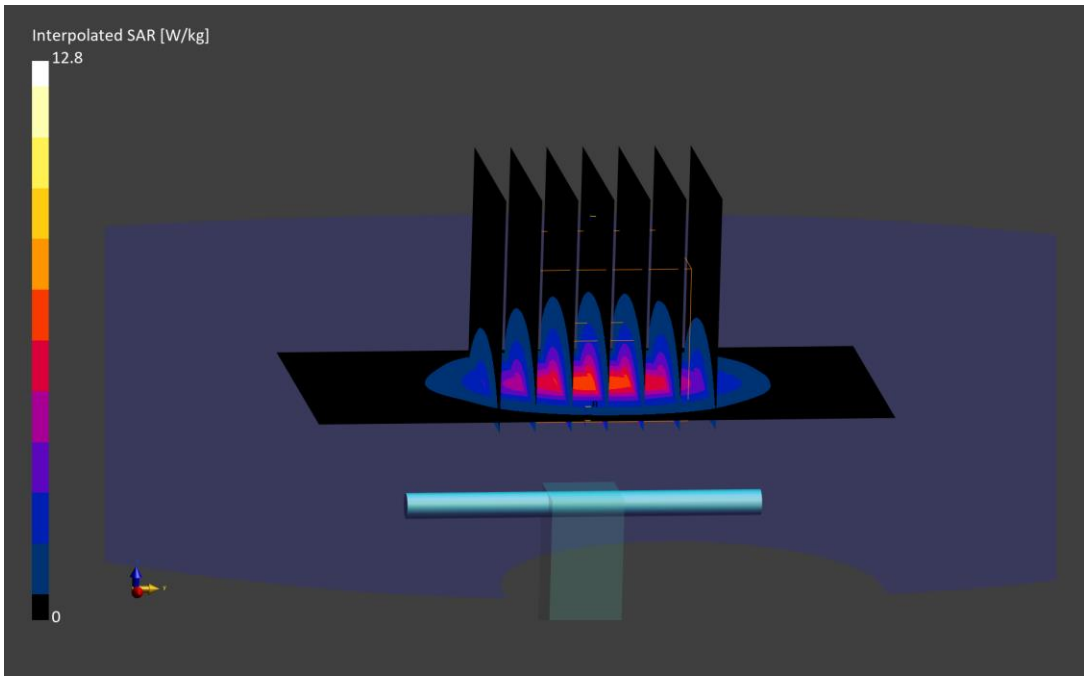

ELEMENT

DUT: Dipole 2600.0 MHz; Type: D2600V2 - SN1042

Communication System: UID: 0, CW; Frequency: 2600.0 MHz
Medium: 2450 Head; Medium parameters used:
f = 2600.0 MHz; cond = 2.02 S/m; perm = 37.6; density = 1000 kg/m^3
Phantom Section: Flat; Space: 10 mm

Test Date: 11/22/2024; Ambient Temp: 21.5°C; Tissue Temp: 22.3°C

Probe: EX3DV4 - SN7552; ConvF:(6.86,7.45,7.27); Calibrated: 2024-05-13
Sensor-Surface: 1.4mm (VMS + 6p)
Electronics: DAE4 Sn1676; Calibrated: 2024-05-08
Phantom: Twin-SAM V8.0; Serial: 2058
Measurement SW: DASY Module SAR V16.4.0.5005

2600.0 MHz System Verification at 20.0 dBm (100 mW)

Area Scan (40.0 x 80.0): Measurement grid: dx=10.0 mm, dy=10.0 mm
Zoom Scan (30.0 x 30.0 x 30.0): Measurement grid: dx=5.0 mm, dy=5.0 mm, dz=1.5 mm; Graded Ratio: 1.5
Peak SAR (extrapolated) = 13.0 W/kg
SAR(1 g) = 5.66 W/kg
Deviation (1 g) = 1.43%

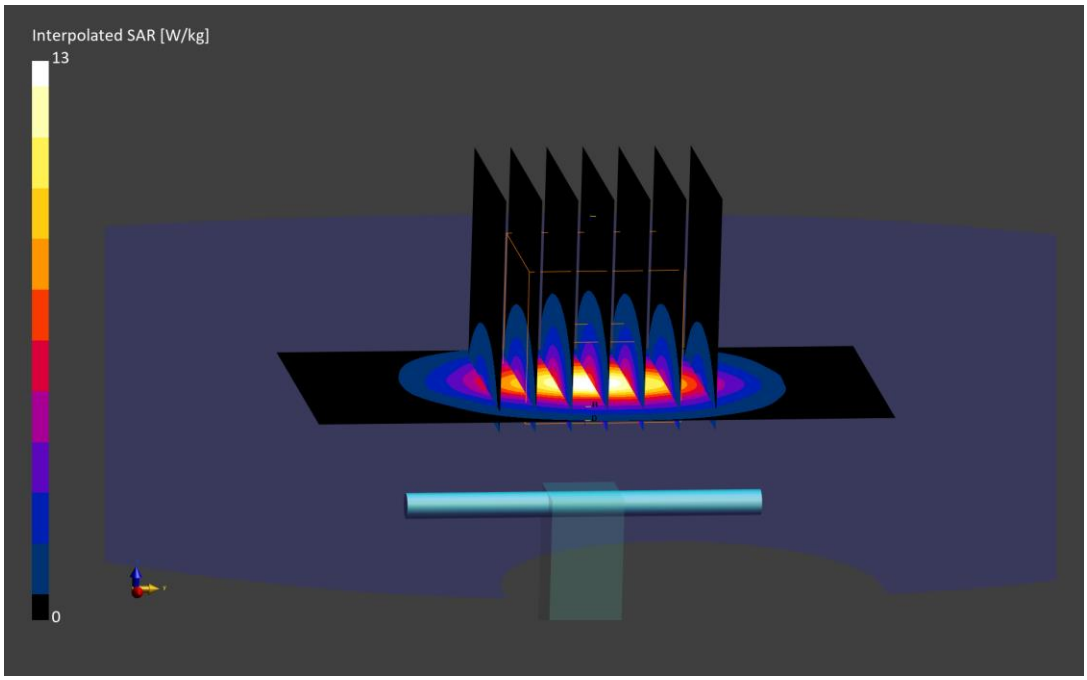

ELEMENT

DUT: Dipole 2600.0 MHz; Type: D2600V2 - SN1068

Communication System: UID: 0, CW; Frequency: 2600.0 MHz
Medium: 2450 Head; Medium parameters used:
f = 2600.0 MHz; cond = 2.03 S/m; perm = 38.0; density = 1000 kg/m^3
Phantom Section: Flat; Space: 10 mm

Test Date: 11/24/2024; Ambient Temp: 21.0°C; Tissue Temp: 23.5°C

Probe: EX3DV4 - SN7552; ConvF:(6.86,7.45,7.27); Calibrated: 2024-05-13
Sensor-Surface: 1.4mm (VMS + 6p)
Electronics: DAE4 Sn1676; Calibrated: 2024-05-08
Phantom: Twin-SAM V8.0; Serial: 2058
Measurement SW: DASY Module SAR V16.4.0.5005

2600.0 MHz System Verification at 20.0 dBm (100 mW)

Area Scan (40.0 x 80.0): Measurement grid: dx=10.0 mm, dy=10.0 mm
Zoom Scan (30.0 x 30.0 x 30.0): Measurement grid: dx=5.0 mm, dy=5.0 mm, dz=1.5 mm; Graded Ratio: 1.5
Peak SAR (extrapolated) = 12.6 W/kg
SAR(1 g) = 5.62 W/kg
Deviation (1 g) = -0.53%

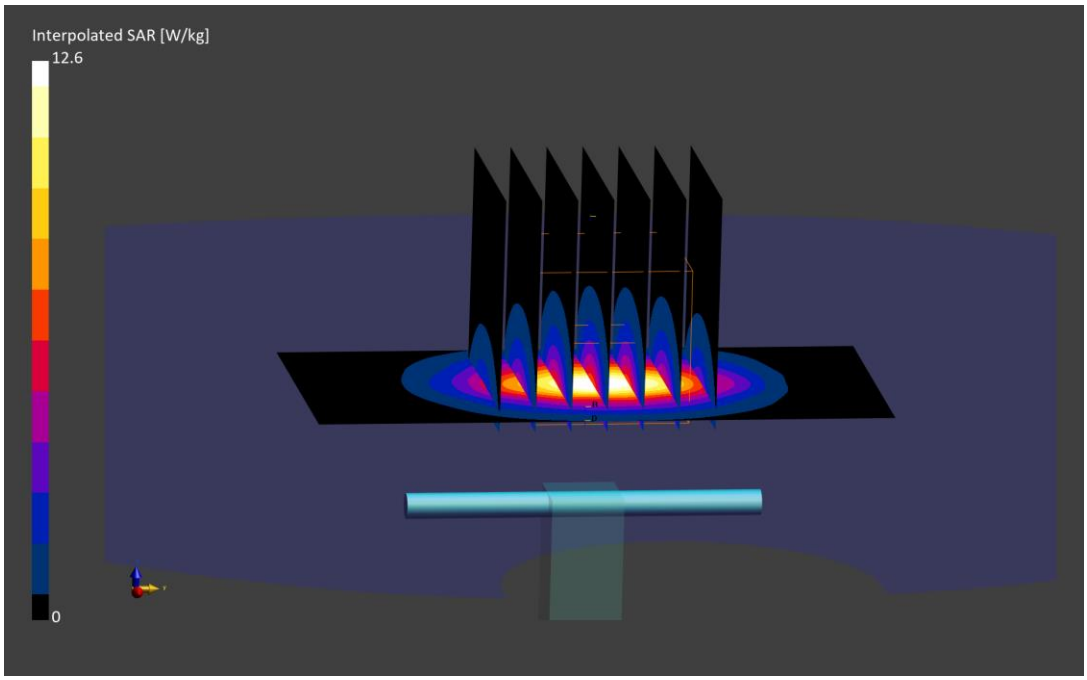

ELEMENT

DUT: Dipole 3500.0 MHz; Type: D3500V2 - SN1126

Communication System: UID: 0, CW; Frequency: 3500.0 MHz
Medium: 3600 Head; Medium parameters used:
f = 3500.0 MHz; cond = 2.88 S/m; perm = 36.9; density = 1000 kg/m^3
Phantom Section: Flat; Space: 10 mm

Test Date: 11/09/2024; Ambient Temp: 23.3°C; Tissue Temp: 20.6°C

Probe: EX3DV4 - SN7668; ConvF:(6.14,6.41,6.15); Calibrated: 2024-09-04
Sensor-Surface: 1.4mm (VMS + 6p)
Electronics: DAE4 Sn1681; Calibrated: 2024-08-08
Phantom: Twin-SAM V8.0; Serial: 1944
Measurement SW: DASY Module SAR V16.4.0.5005

3500.0 MHz System Verification at 20.0 dBm (100 mW)

Area Scan (40.0 x 80.0): Measurement grid: dx=10.0 mm, dy=10.0 mm
Zoom Scan (28.0 x 28.0 x 28.0): Measurement grid: dx=5.0 mm, dy=5.0 mm, dz=1.4 mm; Graded Ratio: 1.5
Peak SAR (extrapolated) = 18.0 W/kg
SAR(1 g) = 6.84 W/kg
Deviation (1 g) = 3.32%

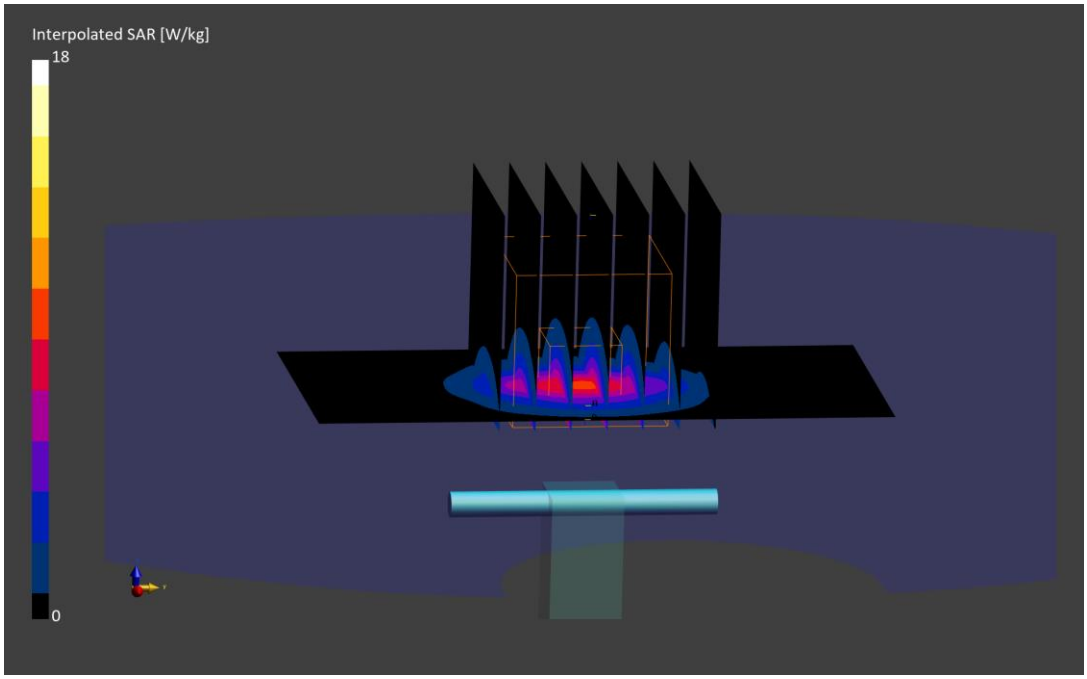

ELEMENT

DUT: Dipole 3500.0 MHz; Type: D3500V2 - SN1126

Communication System: UID: 0, CW; Frequency: 3500.0 MHz
Medium: 3600 Head; Medium parameters used:
f = 3500.0 MHz; cond = 2.86 S/m; perm = 38.5; density = 1000 kg/m^3
Phantom Section: Flat; Space: 10 mm

Test Date: 11/21/2024; Ambient Temp: 23.0°C; Tissue Temp: 21.0°C

Probe: EX3DV4 - SN7357; ConvF:(7.28,6.37,7.82); Calibrated: 2024-04-16
Sensor-Surface: 1.4mm (VMS + 6p)
Electronics: DAE4 Sn1582; Calibrated: 2024-04-09
Phantom: Twin-SAM V8.0; Serial: 2034
Measurement SW: DASY Module SAR V16.4.0.5005

3500.0 MHz System Verification at 20.0 dBm (100 mW)

Area Scan (40.0 x 80.0): Measurement grid: dx=10.0 mm, dy=10.0 mm
Zoom Scan (28.0 x 28.0 x 28.0): Measurement grid: dx=5.0 mm, dy=5.0 mm, dz=1.4 mm; Graded Ratio: 1.5
Peak SAR (extrapolated) = 16.9 W/kg
SAR(1 g) = 6.78 W/kg
Deviation (1 g) = 2.42%

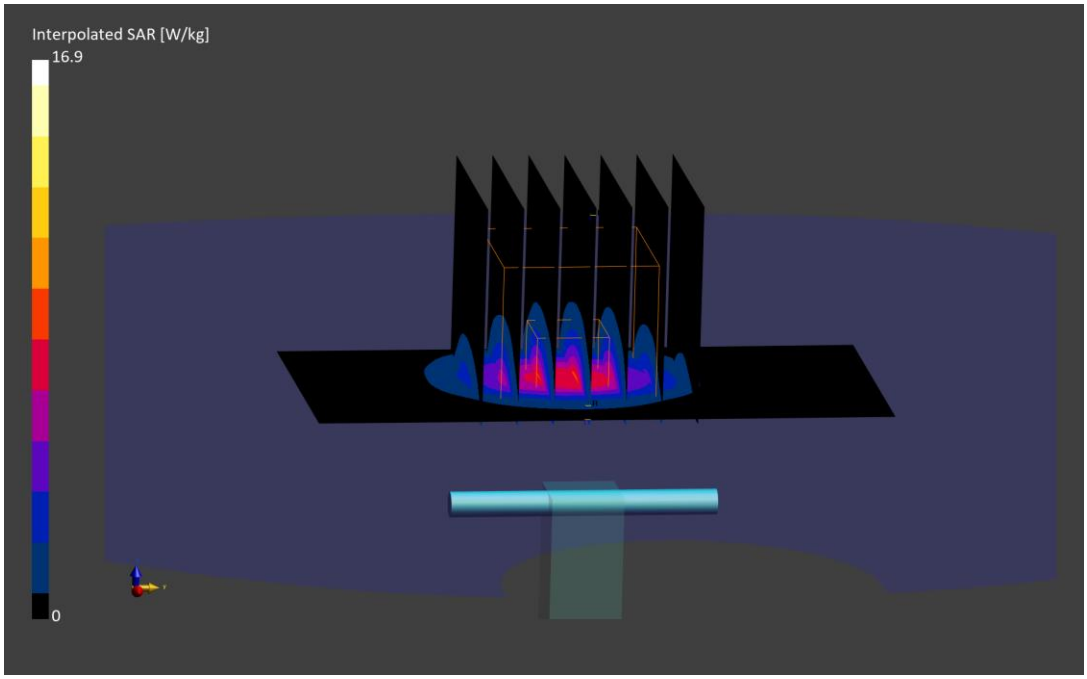

ELEMENT

DUT: Dipole 3500.0 MHz; Type: D3500V2 - SN1126

Communication System: UID: 0, CW; Frequency: 3500.0 MHz
Medium: 3600 Head; Medium parameters used:
f = 3500.0 MHz; cond = 2.81 S/m; perm = 38.1; density = 1000 kg/m^3
Phantom Section: Flat; Space: 10 mm

Test Date: 11/24/2024; Ambient Temp: 21.0°C; Tissue Temp: 20.0°C

Probe: EX3DV4 - SN7357; ConvF:(7.28,6.37,7.82); Calibrated: 2024-04-16
Sensor-Surface: 1.4mm (VMS + 6p)
Electronics: DAE4 Sn1582; Calibrated: 2024-04-09
Phantom: Twin-SAM V8.0; Serial: 2034
Measurement SW: DASY Module SAR V16.4.0.5005

3500.0 MHz System Verification at 20.0 dBm (100 mW)

Area Scan (40.0 x 80.0): Measurement grid: dx=10.0 mm, dy=10.0 mm
Zoom Scan (28.0 x 28.0 x 28.0): Measurement grid: dx=5.0 mm, dy=5.0 mm, dz=1.4 mm; Graded Ratio: 1.5
Peak SAR (extrapolated) = 16.0 W/kg
SAR(1 g) = 6.67 W/kg
Deviation (1 g) = 0.76%

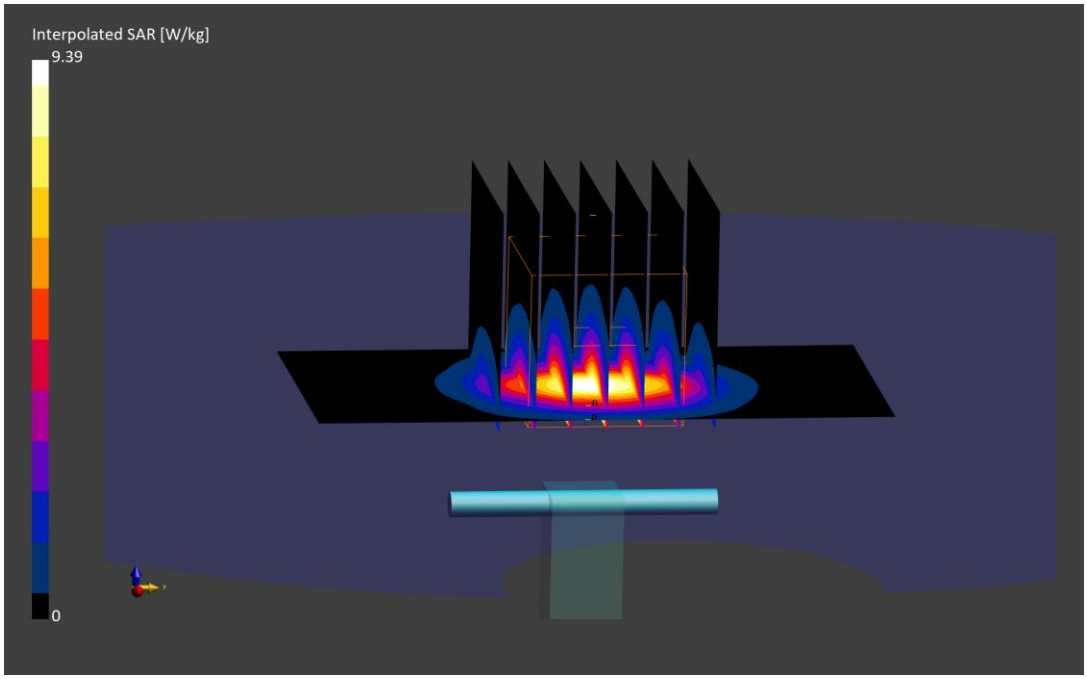

ELEMENT

DUT: Dipole 3500.0 MHz; Type: D3500V2 - SN1126

Communication System: UID: 0, CW; Frequency: 3500.0 MHz
Medium: 3600 Head; Medium parameters used:
f = 3500.0 MHz; cond = 2.84 S/m; perm = 36.7; density = 1000 kg/m^3
Phantom Section: Flat; Space: 10 mm

Test Date: 11/26/2024; Ambient Temp: 22.8°C; Tissue Temp: 20.5°C

Probe: EX3DV4 - SN7668; ConvF:(6.14,6.41,6.15); Calibrated: 2024-09-04
Sensor-Surface: 1.4mm (VMS + 6p)
Electronics: DAE4 Sn1681; Calibrated: 2024-08-08
Phantom: Twin-SAM V8.0; Serial: 1944
Measurement SW: DASY Module SAR V16.4.0.5005

3500.0 MHz System Verification at 20.0 dBm (100 mW)

Area Scan (40.0 x 80.0): Measurement grid: dx=10.0 mm, dy=10.0 mm
Zoom Scan (28.0 x 28.0 x 28.0): Measurement grid: dx=5.0 mm, dy=5.0 mm, dz=1.4 mm; Graded Ratio: 1.5
Peak SAR (extrapolated) = 17.0 W/kg
SAR(1 g) = 6.47 W/kg
Deviation (1 g) = -2.27%

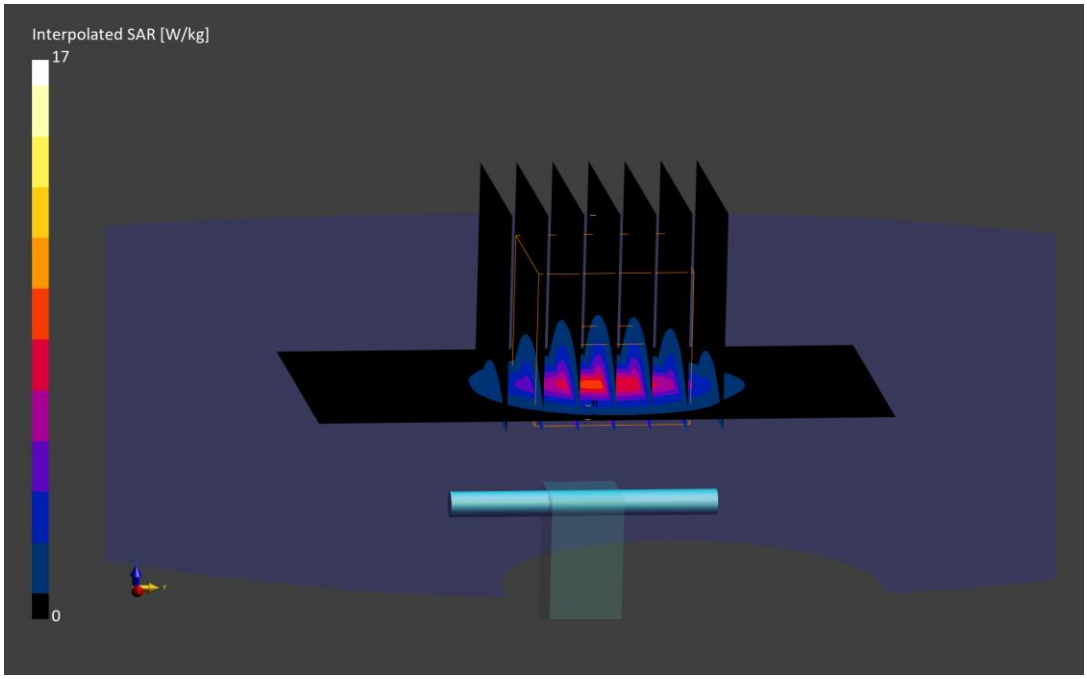

ELEMENT

DUT: Dipole 3700.0 MHz; Type: D3700V2 - SN1097

Communication System: UID: 0, CW; Frequency: 3700.0 MHz
Medium: 3600 Head; Medium parameters used:
f = 3700.0 MHz; cond = 3.05 S/m; perm = 36.6; density = 1000 kg/m^3
Phantom Section: Flat; Space: 10 mm

Test Date: 11/09/2024; Ambient Temp: 23.3°C; Tissue Temp: 20.6°C

Probe: EX3DV4 - SN7668; ConvF:(6.06,6.33,6.07); Calibrated: 2024-09-04
Sensor-Surface: 1.4mm (VMS + 6p)
Electronics: DAE4 Sn1681; Calibrated: 2024-08-08
Phantom: Twin-SAM V8.0; Serial: 1944
Measurement SW: DASY Module SAR V16.4.0.5005

3700.0 MHz System Verification at 20.0 dBm (100 mW)

Area Scan (40.0 x 80.0): Measurement grid: dx=10.0 mm, dy=10.0 mm
Zoom Scan (28.0 x 28.0 x 28.0): Measurement grid: dx=5.0 mm, dy=5.0 mm, dz=1.4 mm; Graded Ratio: 1.5
Peak SAR (extrapolated) = 19.0 W/kg
SAR(1 g) = 6.97 W/kg
Deviation (1 g) = 2.65%

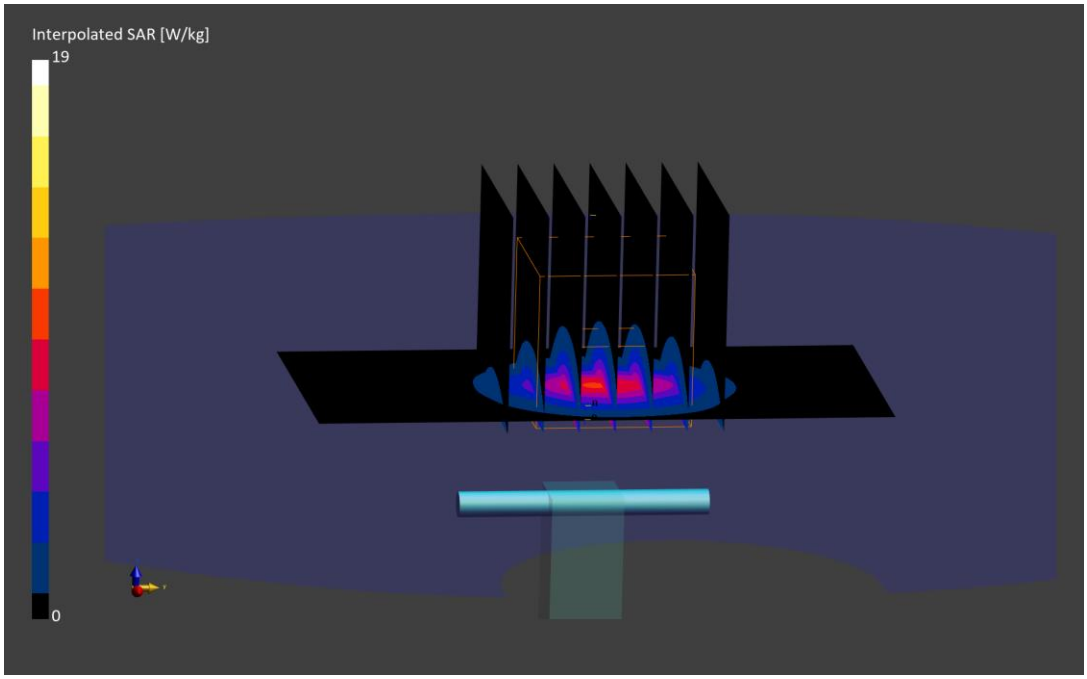

ELEMENT

DUT: Dipole 3700.0 MHz; Type: D3700V2 - SN1097

Communication System: UID: 0, CW; Frequency: 3700.0 MHz
Medium: 3600 Head; Medium parameters used:
f = 3700.0 MHz; cond = 3.06 S/m; perm = 38.2; density = 1000 kg/m^3
Phantom Section: Flat; Space: 10 mm

Test Date: 11/21/2024; Ambient Temp: 23.0°C; Tissue Temp: 21.0°C

Probe: EX3DV4 - SN7357; ConvF:(7.21,6.3,7.75); Calibrated: 2024-04-16
Sensor-Surface: 1.4mm (VMS + 6p)
Electronics: DAE4 Sn1582; Calibrated: 2024-04-09
Phantom: Twin-SAM V8.0; Serial: 2034
Measurement SW: DASY Module SAR V16.4.0.5005

3700.0 MHz System Verification at 20.0 dBm (100 mW)

Area Scan (40.0 x 80.0): Measurement grid: dx=10.0 mm, dy=10.0 mm
Zoom Scan (28.0 x 28.0 x 28.0): Measurement grid: dx=5.0 mm, dy=5.0 mm, dz=1.4 mm; Graded Ratio: 1.5
Peak SAR (extrapolated) = 17.6 W/kg
SAR(1 g) = 6.94 W/kg
Deviation (1 g) = 2.21%

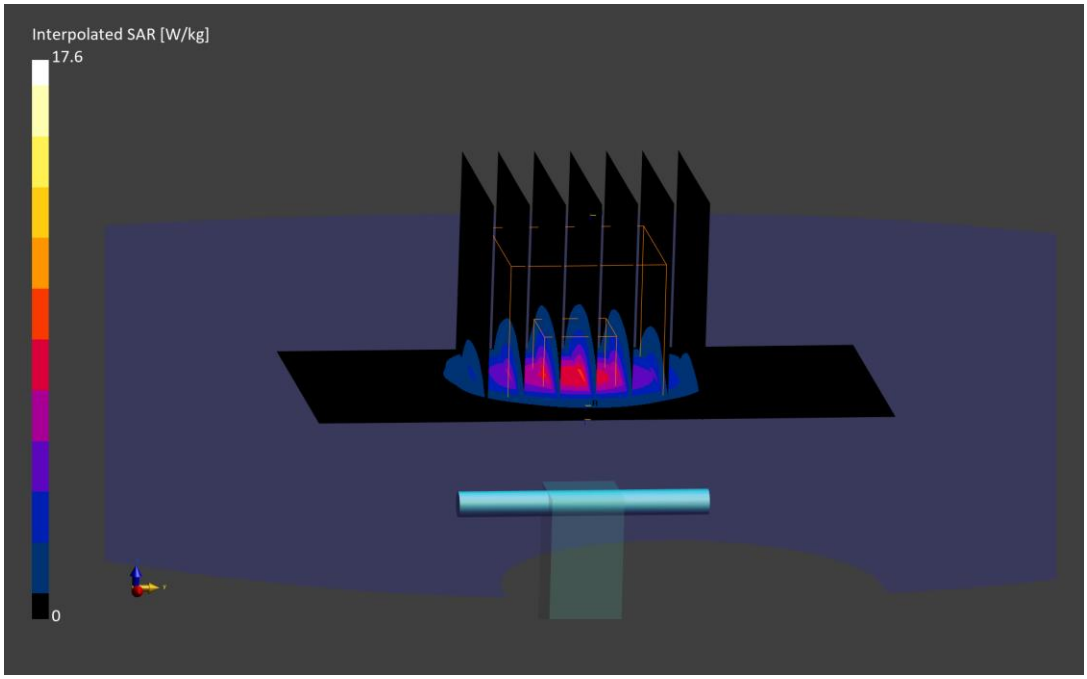

ELEMENT

DUT: Dipole 3700.0 MHz; Type: D3700V2 - SN1097

Communication System: UID: 0, CW; Frequency: 3700.0 MHz
Medium: 3600 Head; Medium parameters used:
f = 3700.0 MHz; cond = 3.01 S/m; perm = 37.7; density = 1000 kg/m^3
Phantom Section: Flat; Space: 10 mm

Test Date: 11/24/2024; Ambient Temp: 21.0°C; Tissue Temp: 20.0°C

Probe: EX3DV4 - SN7357; ConvF:(7.21,6.3,7.75); Calibrated: 2024-04-16
Sensor-Surface: 1.4mm (VMS + 6p)
Electronics: DAE4 Sn1582; Calibrated: 2024-04-09
Phantom: Twin-SAM V8.0; Serial: 2034
Measurement SW: DASY Module SAR V16.4.0.5005

3700.0 MHz System Verification at 20.0 dBm (100 mW)

Area Scan (40.0 x 80.0): Measurement grid: dx=10.0 mm, dy=10.0 mm
Zoom Scan (28.0 x 28.0 x 28.0): Measurement grid: dx=5.0 mm, dy=5.0 mm, dz=1.4 mm; Graded Ratio: 1.5
Peak SAR (extrapolated) = 17.2 W/kg
SAR(1 g) = 6.68 W/kg
Deviation (1 g) = -1.62%

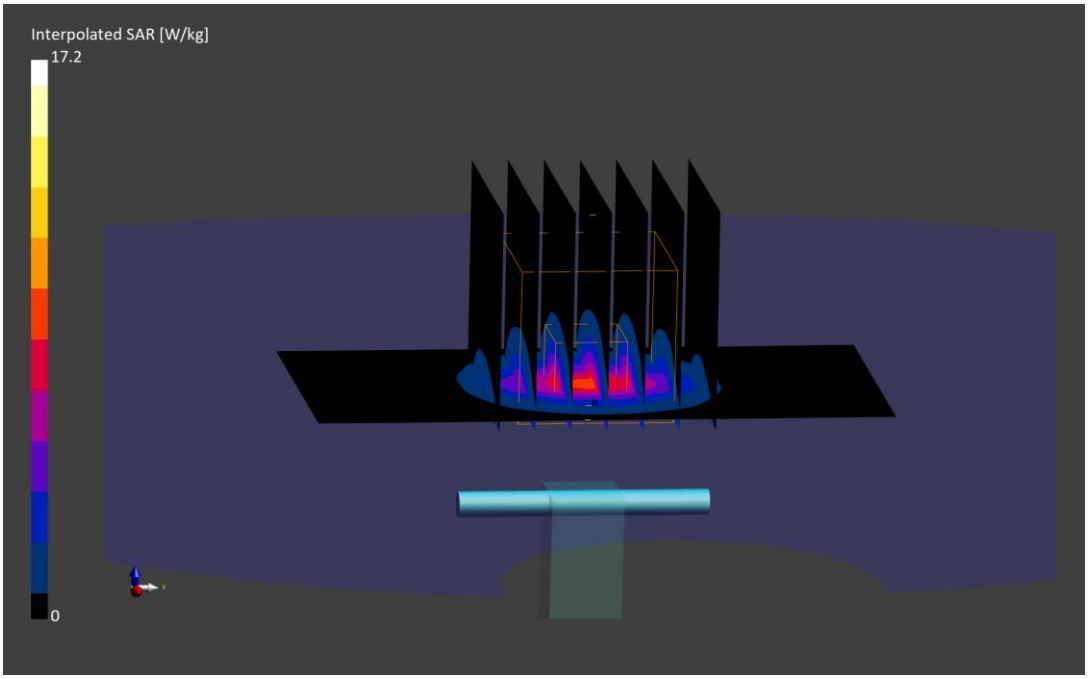

ELEMENT

DUT: Dipole 3700.0 MHz; Type: D3700V2 - SN1097

Communication System: UID: 0, CW; Frequency: 3700.0 MHz
Medium: 3600 Head; Medium parameters used:
f = 3700.0 MHz; cond = 3.01 S/m; perm = 36.4; density = 1000 kg/m^3
Phantom Section: Flat; Space: 10 mm

Test Date: 11/26/2024; Ambient Temp: 22.8°C; Tissue Temp: 20.5°C

Probe: EX3DV4 - SN7668; ConvF:(6.06,6.33,6.07); Calibrated: 2024-09-04
Sensor-Surface: 1.4mm (VMS + 6p)
Electronics: DAE4 Sn1681; Calibrated: 2024-08-08
Phantom: Twin-SAM V8.0; Serial: 1944
Measurement SW: DASY Module SAR V16.4.0.5005

3700.0 MHz System Verification at 20.0 dBm (100 mW)

Area Scan (40.0 x 80.0): Measurement grid: dx=10.0 mm, dy=10.0 mm
Zoom Scan (28.0 x 28.0 x 28.0): Measurement grid: dx=5.0 mm, dy=5.0 mm, dz=1.4 mm; Graded Ratio: 1.5
Peak SAR (extrapolated) = 18.2 W/kg
SAR(1 g) = 6.67 W/kg
Deviation (1 g) = -1.77%

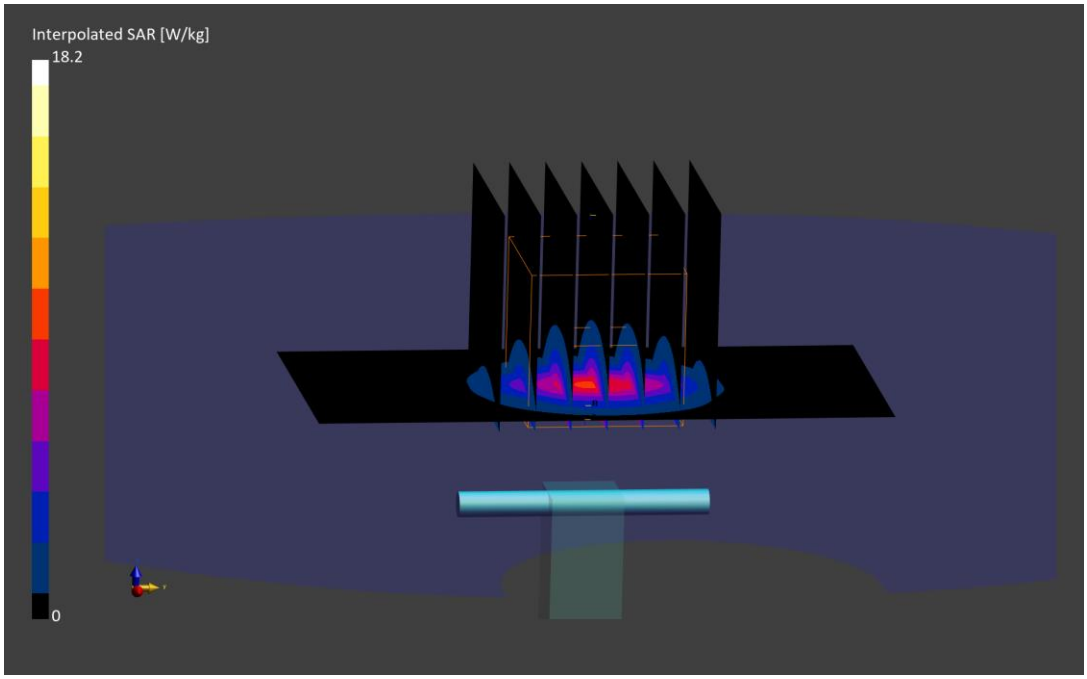

ELEMENT

DUT: Dipole 3900.0 MHz; Type: D3900V2 - SN1056

Communication System: UID: 0, CW; Frequency: 3900.0 MHz
Medium: 3600 Head; Medium parameters used:
f = 3900.0 MHz; cond = 3.24 S/m; perm = 36.3; density = 1000 kg/m^3
Phantom Section: Flat; Space: 10 mm

Test Date: 11/09/2024; Ambient Temp: 23.3°C; Tissue Temp: 20.6°C

Probe: EX3DV4 - SN7668; ConvF:(5.96,6.23,5.97); Calibrated: 2024-09-04
Sensor-Surface: 1.4mm (VMS + 6p)
Electronics: DAE4 Sn1681; Calibrated: 2024-08-08
Phantom: Twin-SAM V8.0; Serial: 1944
Measurement SW: DASY Module SAR V16.4.0.5005

3900.0 MHz System Verification at 20.0 dBm (100 mW)

Area Scan (40.0 x 80.0): Measurement grid: dx=10.0 mm, dy=10.0 mm
Zoom Scan (28.0 x 28.0 x 28.0): Measurement grid: dx=5.0 mm, dy=5.0 mm, dz=1.4 mm; Graded Ratio: 1.5
Peak SAR (extrapolated) = 20.2 W/kg
SAR(1 g) = 6.99 W/kg
Deviation (1 g) = 2.49%

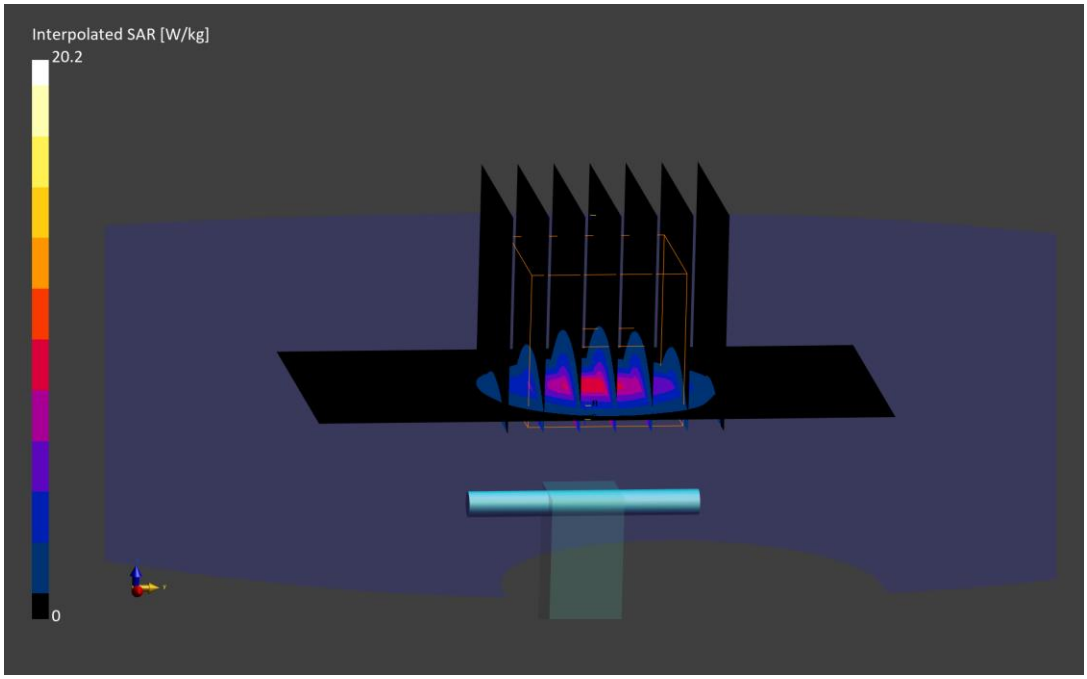

ELEMENT

DUT: Dipole 3900.0 MHz; Type: D3900V2 - SN1056

Communication System: UID: 0, CW; Frequency: 3900.0 MHz
Medium: 3600 Head; Medium parameters used:
f = 3900.0 MHz; cond = 3.18 S/m; perm = 36.1; density = 1000 kg/m^3
Phantom Section: Flat; Space: 10 mm

Test Date: 11/26/2024; Ambient Temp: 22.8°C; Tissue Temp: 20.5°C

Probe: EX3DV4 - SN7668; ConvF:(5.96,6.23,5.97); Calibrated: 2024-09-04
Sensor-Surface: 1.4mm (VMS + 6p)
Electronics: DAE4 Sn1681; Calibrated: 2024-08-08
Phantom: Twin-SAM V8.0; Serial: 1944
Measurement SW: DASY Module SAR V16.4.0.5005

3900.0 MHz System Verification at 20.0 dBm (100 mW)

Area Scan (40.0 x 80.0): Measurement grid: dx=10.0 mm, dy=10.0 mm
Zoom Scan (28.0 x 28.0 x 28.0): Measurement grid: dx=5.0 mm, dy=5.0 mm, dz=1.4 mm; Graded Ratio: 1.5
Peak SAR (extrapolated) = 19.8 W/kg
SAR(1 g) = 6.90 W/kg
Deviation (1 g) = 1.17%

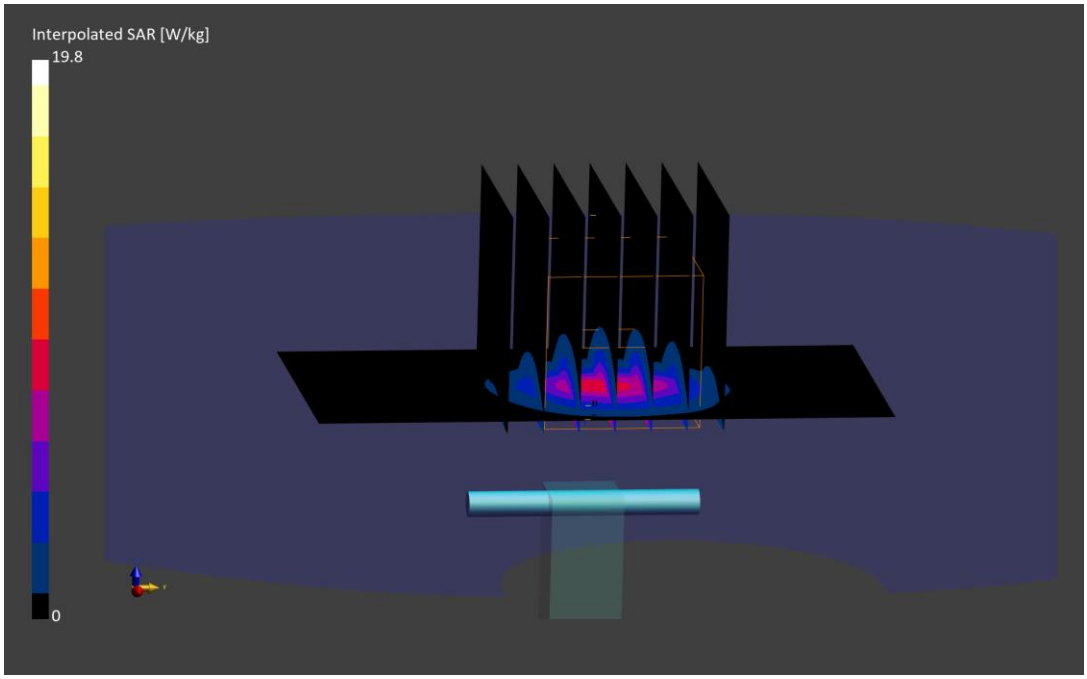

ELEMENT

DUT: Dipole 5250.0 MHz; Type: D5GHzV2 - SN1123

Communication System: UID: 0, CW; Frequency: 5250.0 MHz
Medium: 5200-5800 Head; Medium parameters used:
f = 5250.0 MHz; cond = 4.54 S/m; perm = 34.9; density = 1000 kg/m^3
Phantom Section: Flat; Space: 10 mm

Test Date: 11/12/2024; Ambient Temp: 22.6°C; Tissue Temp: 20.6°C

Probe: EX3DV4 - SN7782; ConvF:(5.91,5.17,5.06); Calibrated: 2024-09-12
Sensor-Surface: 1.4mm (VMS + 6p)
Electronics: DAE4 Sn1646; Calibrated: 2024-09-03
Phantom: Twin-SAM V8.0; Serial: 2027
Measurement SW: DASY Module SAR V16.4.0.5005

5250.0 MHz System Verification at 17.0 dBm (50 mW)

Area Scan (40.0 x 80.0): Measurement grid: dx=10.0 mm, dy=10.0 mm
Zoom Scan (22.0 x 22.0 x 22.0): Measurement grid: dx=4.0 mm, dy=4.0 mm, dz=1.4 mm; Graded Ratio: 1.4
Peak SAR (extrapolated) = 14.8 W/kg
SAR(1 g) = 3.76 W/kg
Deviation (1 g) = -5.29%



ELEMENT

DUT: Dipole 5600.0 MHz; Type: D5GHzV2 - SN1163

Communication System: UID: 0, CW; Frequency: 5600.0 MHz
Medium: 5200-5800 Head; Medium parameters used:
f = 5600.0 MHz; cond = 4.93 S/m; perm = 34.2; density = 1000 kg/m^3
Phantom Section: Flat; Space: 10 mm

Test Date: 11/12/2024; Ambient Temp: 22.6°C; Tissue Temp: 20.6°C

Probe: EX3DV4 - SN7782; ConvF:(5.12,4.48,4.38); Calibrated: 2024-09-12
Sensor-Surface: 1.4mm (VMS + 6p)
Electronics: DAE4 Sn1646; Calibrated: 2024-09-03
Phantom: Twin-SAM V8.0; Serial: 2027
Measurement SW: DASY Module SAR V16.4.0.5005

5600.0 MHz System Verification at 17.0 dBm (50 mW)

Area Scan (40.0 x 80.0): Measurement grid: dx=10.0 mm, dy=10.0 mm
Zoom Scan (22.0 x 22.0 x 22.0): Measurement grid: dx=4.0 mm, dy=4.0 mm, dz=1.4 mm; Graded Ratio: 1.4
Peak SAR (extrapolated) = 18.1 W/kg
SAR(1 g) = 4.20 W/kg
Deviation (1 g) = 1.45%



ELEMENT

DUT: Dipole 5750.0 MHz; Type: D5GHzV2 - SN1163

Communication System: UID: 0, CW; Frequency: 5750.0 MHz
Medium: 5200-5800 Head; Medium parameters used:
f = 5750.0 MHz; cond = 5.10 S/m; perm = 34.0; density = 1000 kg/m^3
Phantom Section: Flat; Space: 10 mm

Test Date: 11/12/2024; Ambient Temp: 22.6°C; Tissue Temp: 20.6°C

Probe: EX3DV4 - SN7782; ConvF:(5.28,4.62,4.52); Calibrated: 2024-09-12
Sensor-Surface: 1.4mm (VMS + 6p)
Electronics: DAE4 Sn1646; Calibrated: 2024-09-03
Phantom: Twin-SAM V8.0; Serial: 2027
Measurement SW: DASY Module SAR V16.4.0.5005

5750.0 MHz System Verification at 17.0 dBm (50 mW)

Area Scan (40.0 x 80.0): Measurement grid: dx=10.0 mm, dy=10.0 mm
Zoom Scan (22.0 x 22.0 x 22.0): Measurement grid: dx=4.0 mm, dy=4.0 mm, dz=1.4 mm; Graded Ratio: 1.4
Peak SAR (extrapolated) = 17.7 W/kg
SAR(1 g) = 3.90 W/kg
Deviation (1 g) = -3.82%