TUV SUD Limited
Digitally signed by TUV SUD Limited
Date: 2024.10.16 15:05:04 +01'00'

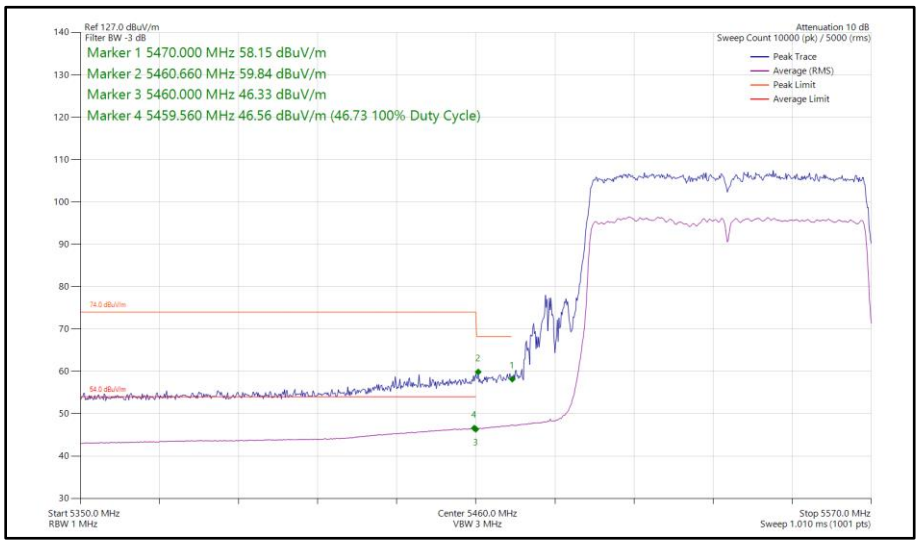

Figure 123 - 802.11ac VHT80, TxBF, Core 0 - Core 1 - 5530 MHz Band Edge Frequency 5460 MHz

160 MHz Bandwidth - Core 0 (SISO)

Mode	Data Rate/ MCS	Resource Size	Resource Index	TX Frequency (MHz)	Band Edge Frequency (MHz)	Peak Level (dBµV/m)	Average Level (dBµV/m)
802.11ac VHT160	MCS 4x1	-	-	5250	5150	61.72	49.06
802.11ax HE160	MCS 4x1	SU	-	5250	5150	59.67	47.79
802.11ax HE160	MCS 11x1	106	53P	5250	5150	56.46	44.74
802.11ac VHT160	MCS 2x1	-	-	5250	5350	59.99	49.10
802.11ax HE160	MCS 2x1	SU	-	5250	5350	60.83	48.56
802.11ax HE160	MCS 11x1	106	60S	5250	5350	57.52	45.95
802.11ac VHT160	MCS 7x1	-	-	5570	5460	60.79	48.70
802.11ax HE160	MCS 11x1	SU	-	5570	5460	61.24	49.05
802.11ax HE160	MCS 11x1	106	53P	5570	5460	56.94	48.03

Table 22 - SISO Restricted Band Edge Results

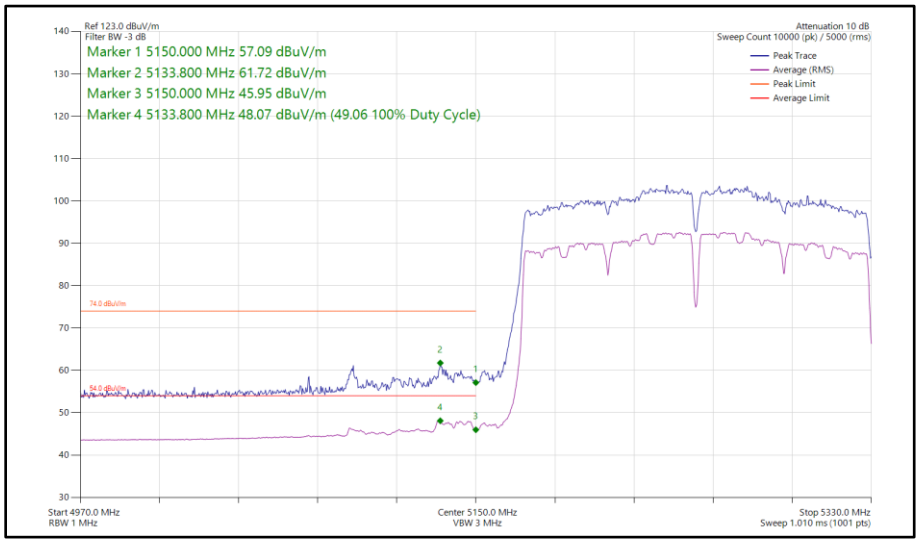

Figure 124 - 802.11ac VHT160, SISO, Core 0 - 5250 MHz Band Edge Frequency 5150 MHz

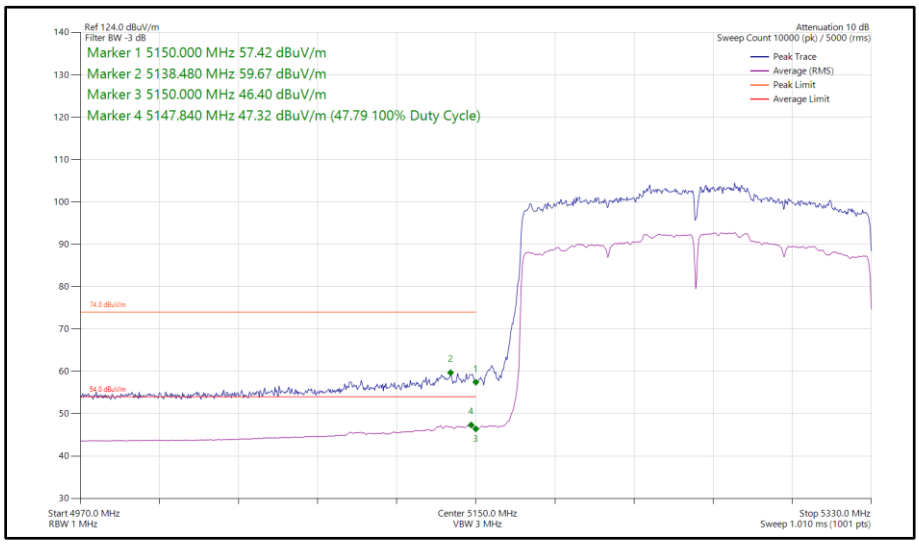

Figure 125 - 802.11ax HE160, SU, SISO, Core 0 - 5250 MHz Band Edge Frequency 5150 MHz

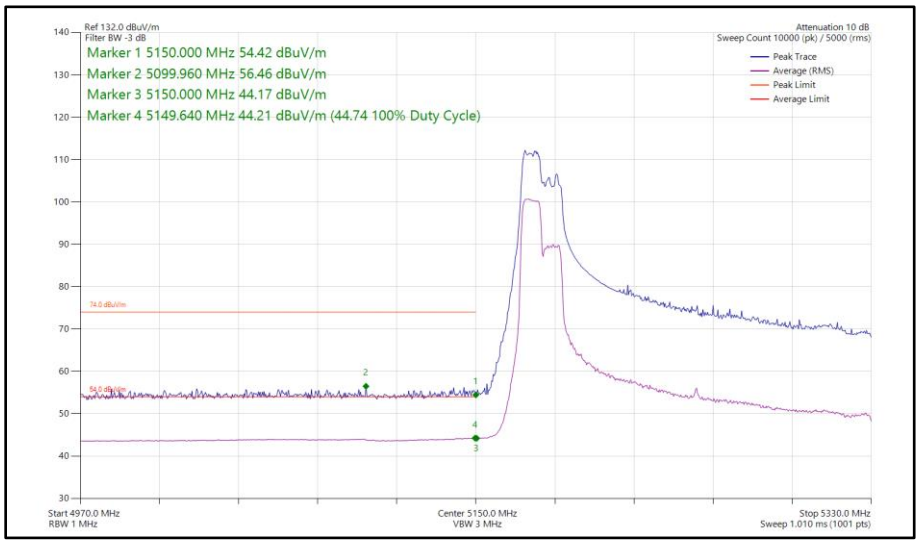

Figure 126 - 802.11ax HE160, RU 106-53P, SISO, Core 0 - 5250 MHz Band Edge Frequency 5150 MHz

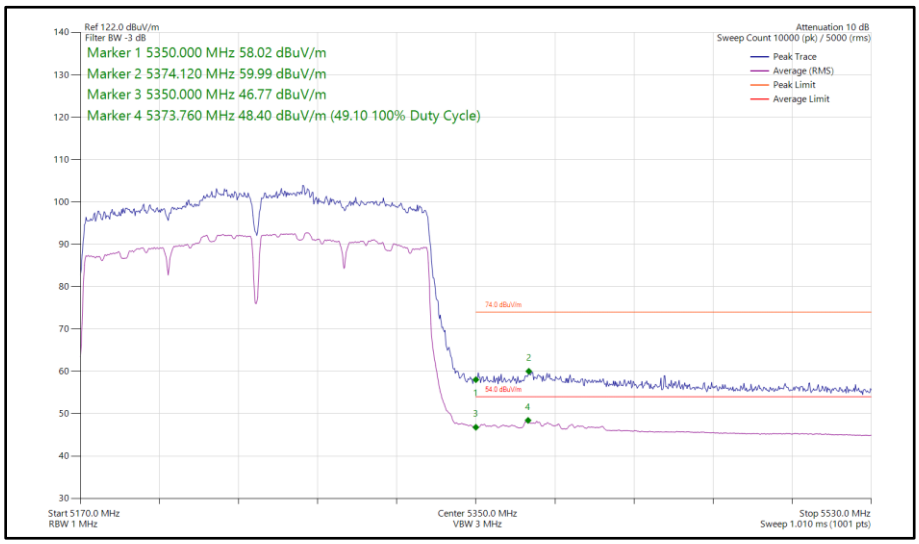

Figure 127 - 802.11ac VHT160, SISO, Core 0 - 5250 MHz Band Edge Frequency 5350 MHz

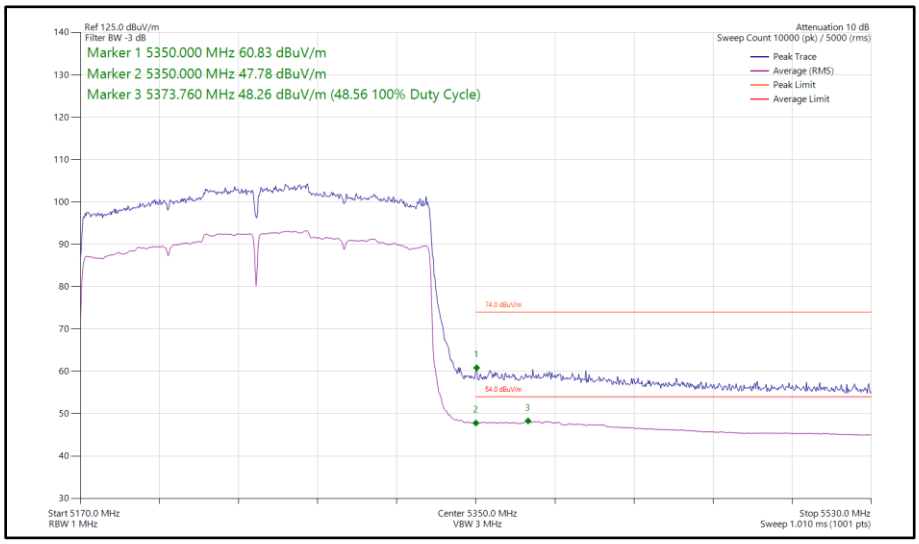

Figure 128 - 802.11ax HE160, SU, SISO, Core 0 - 5250 MHz Band Edge Frequency 5350 MHz

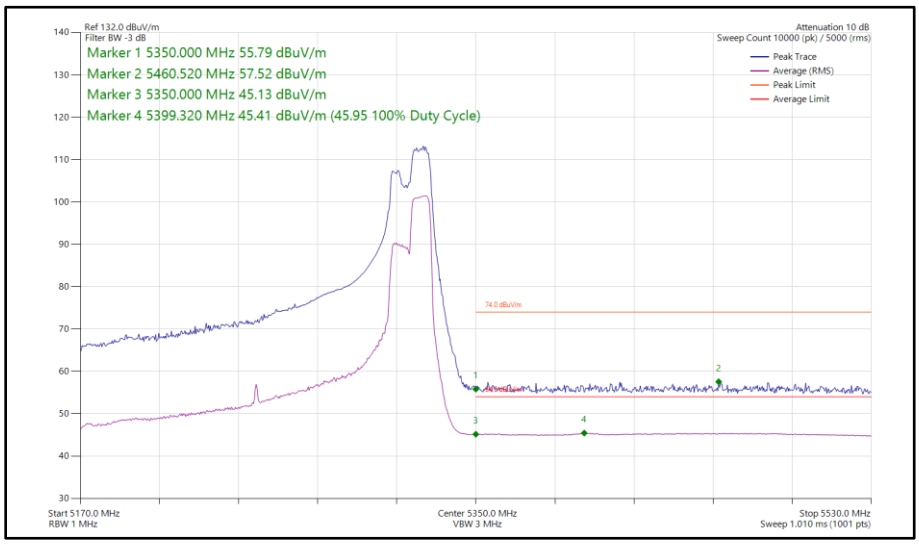

Figure 129 - 802.11ax HE160, RU 106-60S, SISO, Core 0 - 5250 MHz Band Edge Frequency 5350 MHz

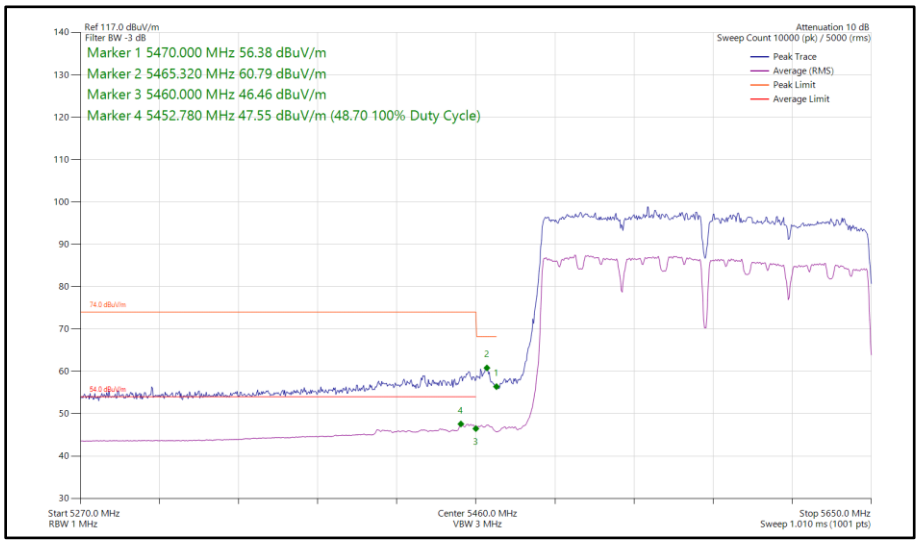

Figure 130 - 802.11ac VHT160, SISO, Core 0 - 5570 MHz Band Edge Frequency 5460 MHz

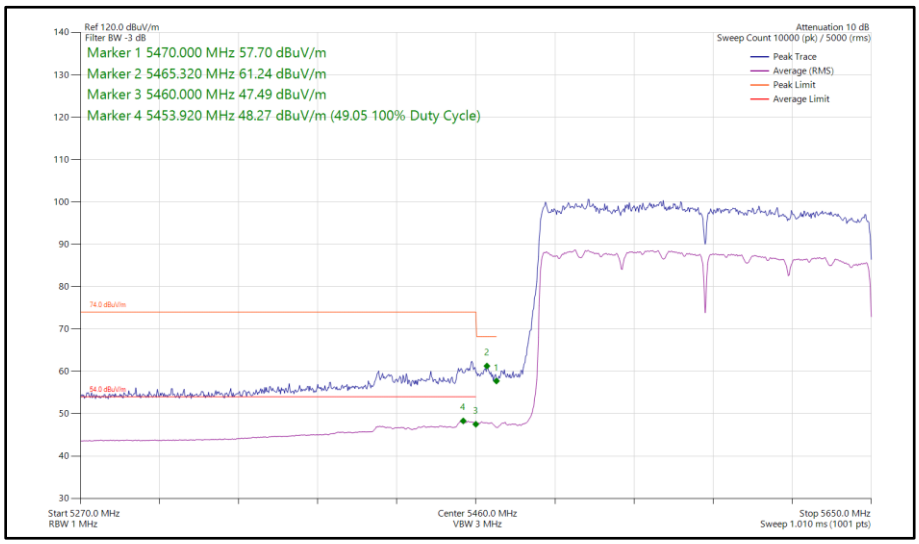

Figure 131 - 802.11ax HE160, SU, SISO, Core 0 - 5570 MHz Band Edge Frequency 5460 MHz

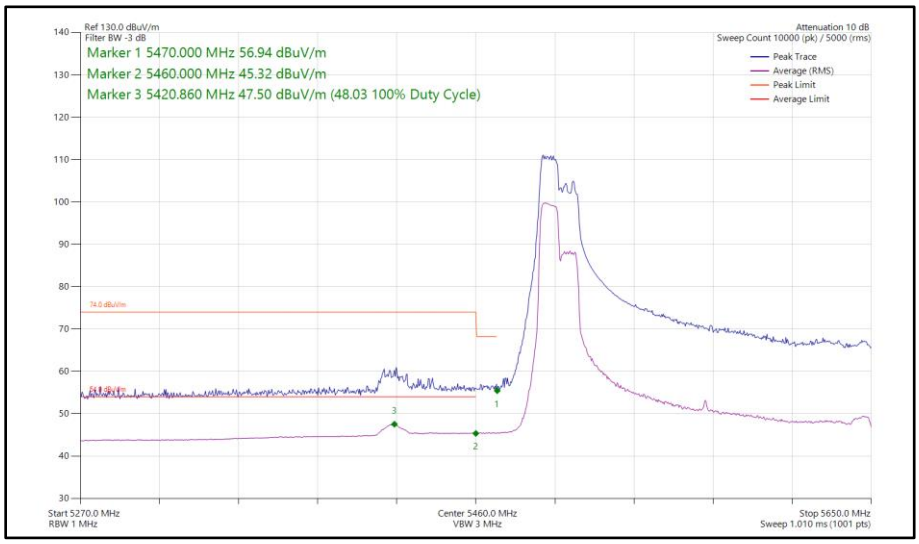

Figure 132 - 802.11ax HE160, RU 106-53P, SISO, Core 0 - 5570 MHz Band Edge Frequency 5460 MHz

160 MHz Bandwidth - Core 1 (SISO)

Mode	Data Rate/ MCS	Resource Size	Resource Index	TX Frequency (MHz)	Band Edge Frequency (MHz)	Peak Level (dBµV/m)	Average Level (dBµV/m)
802.11ac VHT160	MCS 4x1	-	-	5250	5150	61.41	49.03
802.11ax HE160	MCS 11x1	SU	-	5250	5150	60.48	48.07
802.11ax HE160	MCS 11x1	106	53P	5250	5150	56.52	44.85
802.11ac VHT160	MCS 4x1	-	-	5250	5350	61.59	48.96
802.11ax HE160	MCS 11x1	SU	-	5250	5350	60.91	47.59
802.11ax HE160	MCS 11x1	106	53P	5250	5350	57.80	46.19
802.11ac VHT160	MCS 4x1	-	-	5570	5460	60.86	49.80
802.11ax HE160	MCS 11x1	SU	-	5570	5460	61.42	49.72
802.11ax HE160	MCS 11x1	106	53P	5570	5460	57.20	46.02

Table 23 - SISO Restricted Band Edge Results

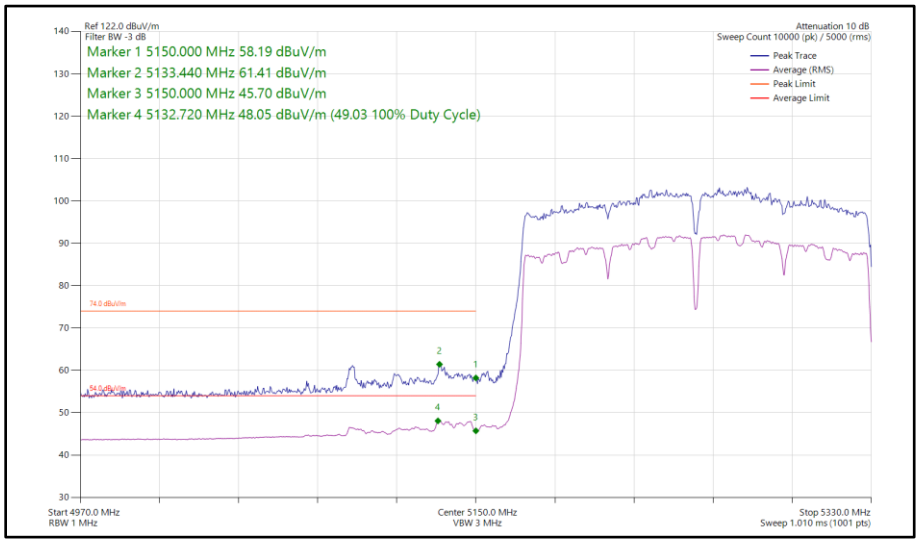

Figure 133 - 802.11ac VHT160, SISO, Core 1 - 5250 MHz Band Edge Frequency 5150 MHz

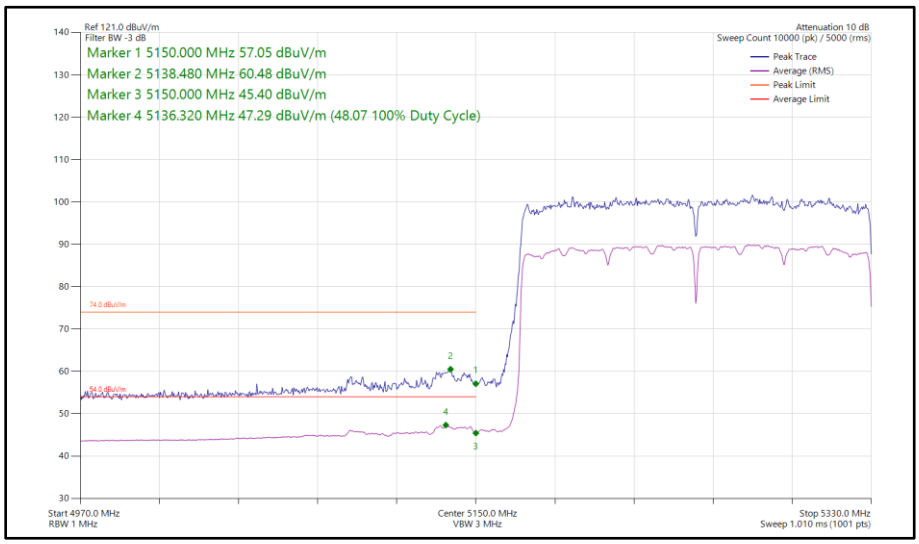

Figure 134 - 802.11ax HE160, SU, SISO, Core 1 - 5250 MHz Band Edge Frequency 5150 MHz

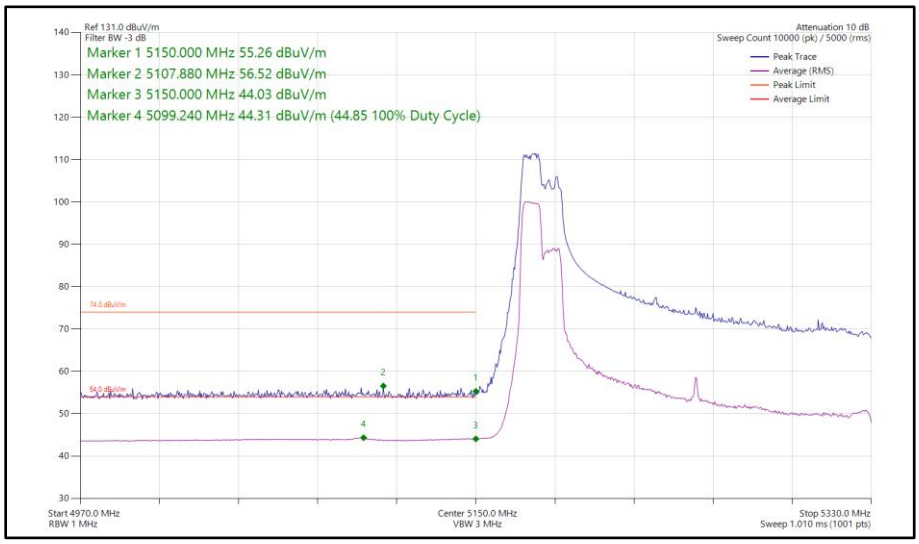

Figure 135 - 802.11ax HE160, RU 106-53P, SISO, Core 1 - 5250 MHz Band Edge Frequency 5150 MHz

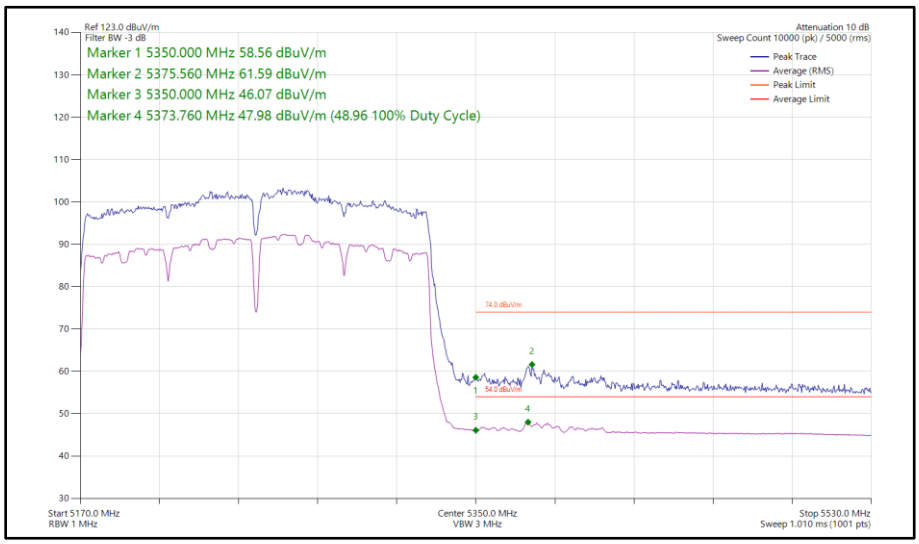

Figure 136 - 802.11ac VHT160, SISO, Core 1 - 5250 MHz Band Edge Frequency 5350 MHz

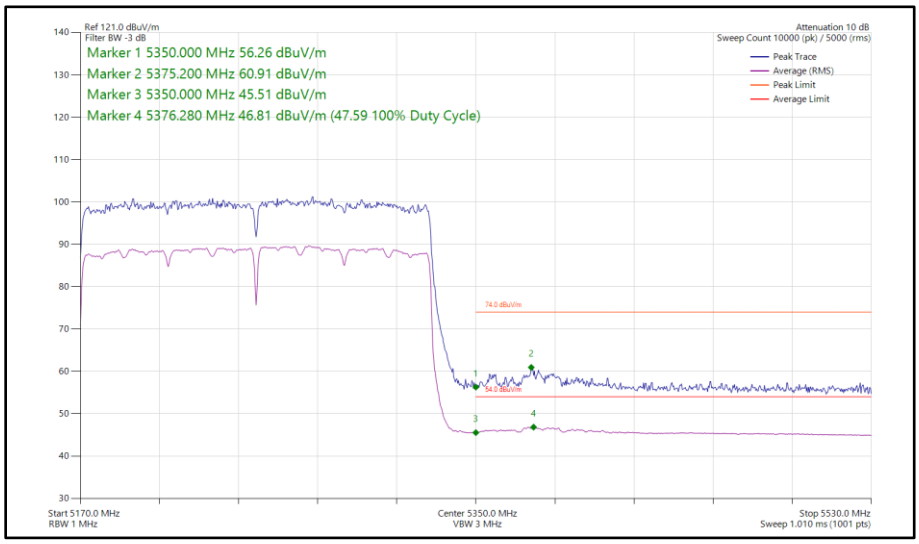

Figure 137 - 802.11ax HE160, SU, SISO, Core 1 - 5250 MHz Band Edge Frequency 5350 MHz

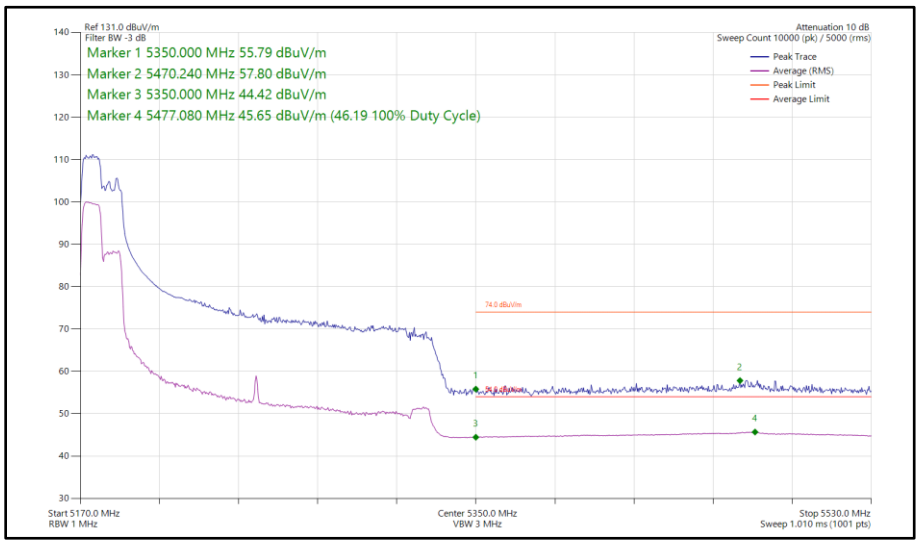

Figure 138 - 802.11ax HE160, RU 106-53P, SISO, Core 1 - 5250 MHz Band Edge Frequency 5350 MHz

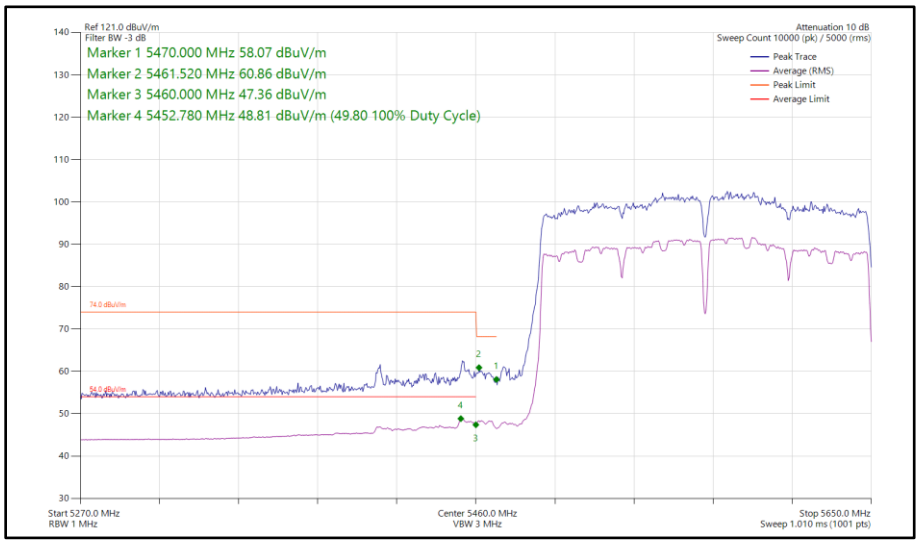

Figure 139 - 802.11ac VHT160, SISO, Core 1 - 5570 MHz Band Edge Frequency 5460 MHz

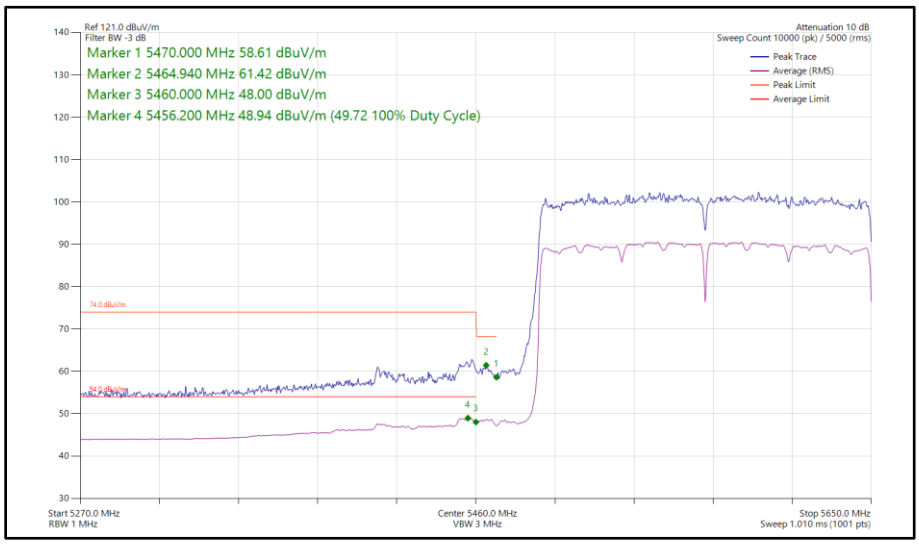

Figure 140 - 802.11ax HE160, SU, SISO, Core 1 - 5570 MHz Band Edge Frequency 5460 MHz

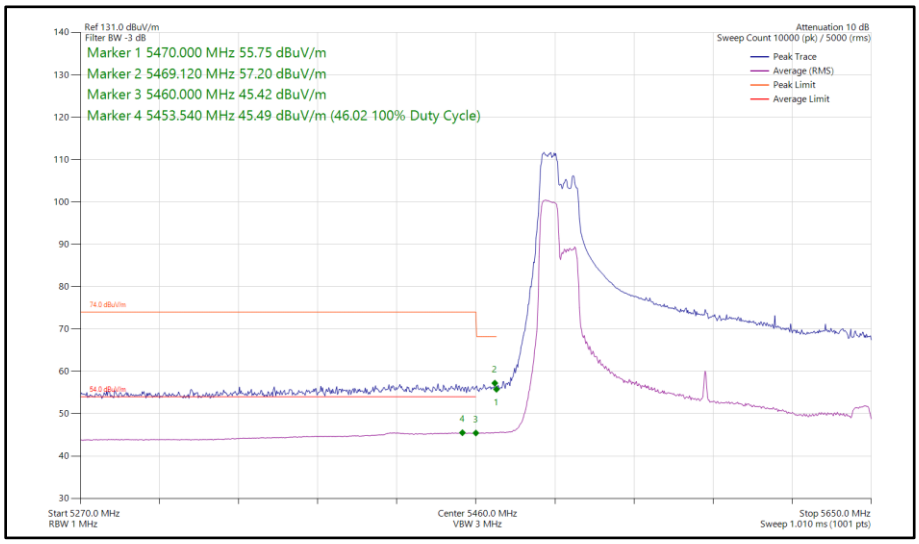

Figure 141 - 802.11ax HE160, RU 106-53P, SISO, Core 1 - 5570 MHz Band Edge Frequency 5460 MHz

160 MHz Bandwidth - Core 0 - Core 1 (CDD)

Mode	Data Rate/ MCS	Resource Size	Resource Index	TX Frequency (MHz)	Band Edge Frequency (MHz)	Peak Level (dBµV/m)	Average Level (dBµV/m)
802.11ac VHT160	MCS 4x1	-	-	5250	5150	59.85	48.59
802.11ax HE160	MCS 11x1	SU	-	5250	5150	62.30	48.22
802.11ax HE160	MCS 11x1	106	53P	5250	5150	56.97	45.41
802.11ac VHT160	MCS 4x1	-	-	5250	5350	59.51	47.98
802.11ax HE160	MCS 11x1	SU	-	5250	5350	62.67	49.82
802.11ax HE160	MCS 11x1	106	53P	5250	5350	59.15	46.92
802.11ac VHT160	MCS 7x1	-	-	5570	5460	60.58	48.67
802.11ax HE160	MCS 4x1	SU	-	5570	5460	59.80	47.73
802.11ax HE160	MCS 11x1	106	53P	5570	5460	57.45	48.16

Table 24 - CDD Restricted Band Edge Results

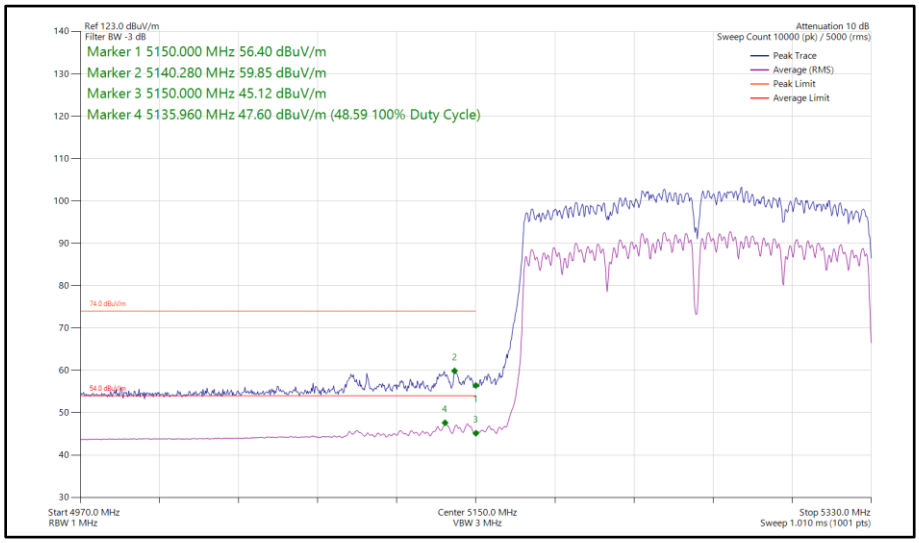

Figure 142 - 802.11ac VHT160, CDD, Core 0 - Core 1 - 5250 MHz Band Edge Frequency 5150 MHz

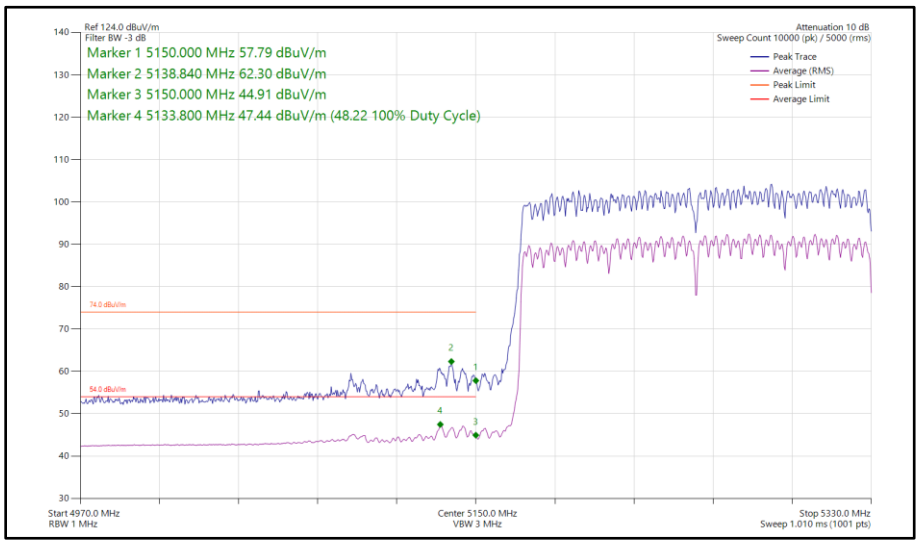

Figure 143 - 802.11ax HE160, SU, CDD, Core 0 - Core 1 - 5250 MHz Band Edge Frequency 5150 MHz

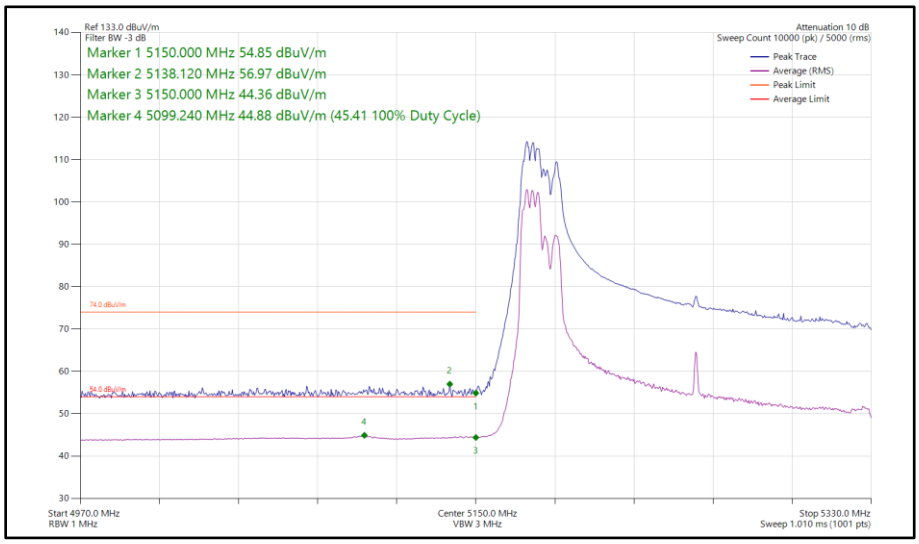

Figure 144 - 802.11ax HE160, RU 106-53P, CDD, Core 0 - Core 1 - 5250 MHz Band Edge Frequency 5150 MHz

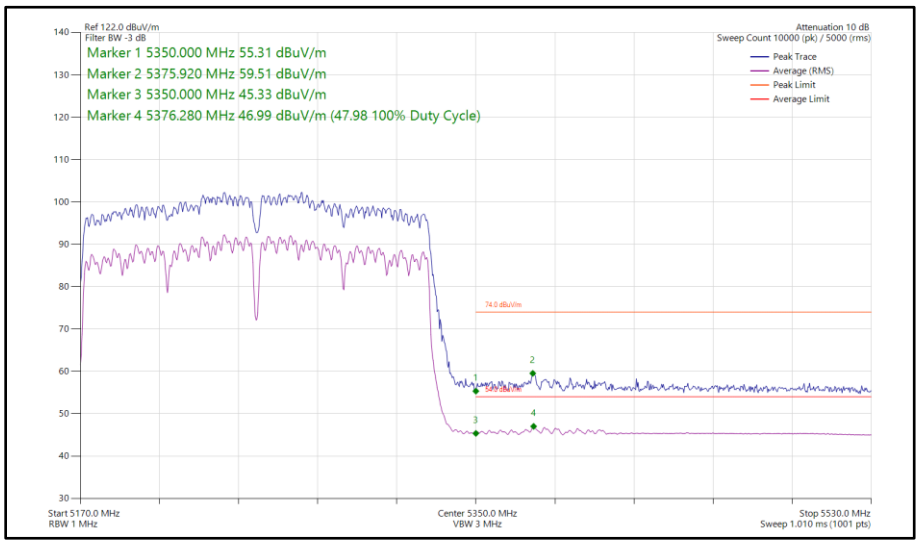

Figure 145 - 802.11ac VHT160, CDD, Core 0 - Core 1 - 5250 MHz Band Edge Frequency 5350 MHz

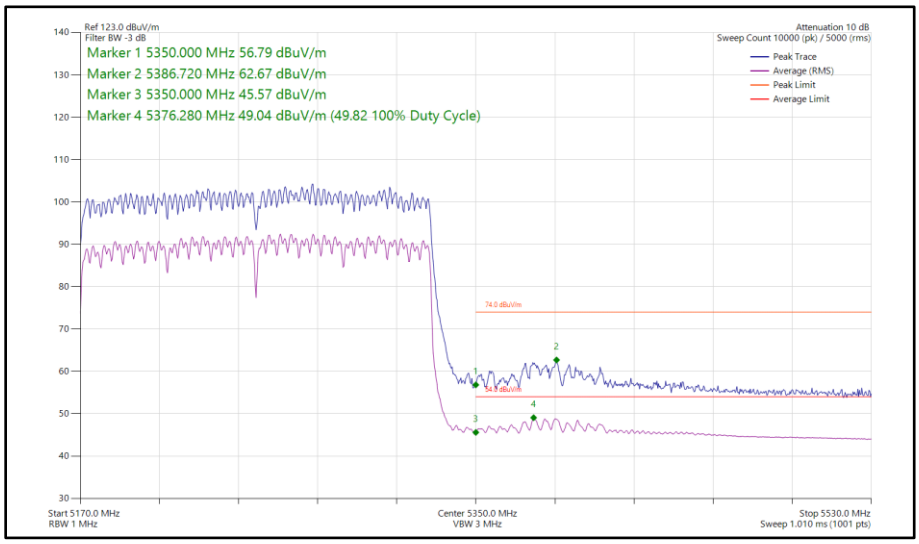

Figure 146 - 802.11ax HE160, SU, CDD, Core 0 - Core 1 - 5250 MHz Band Edge Frequency 5350 MHz

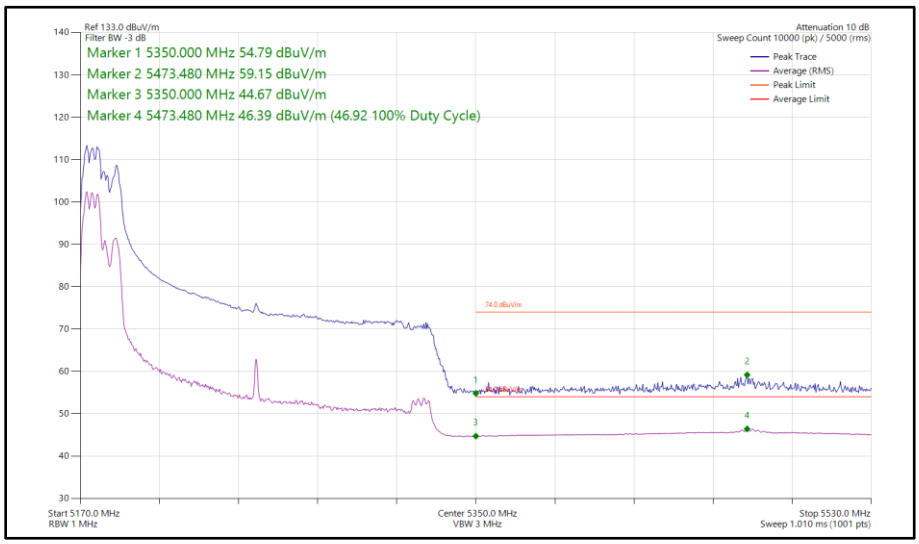

Figure 147 - 802.11ax HE160, RU 106-53P, CDD, Core 0 - Core 1 - 5250 MHz Band Edge Frequency 5350 MHz

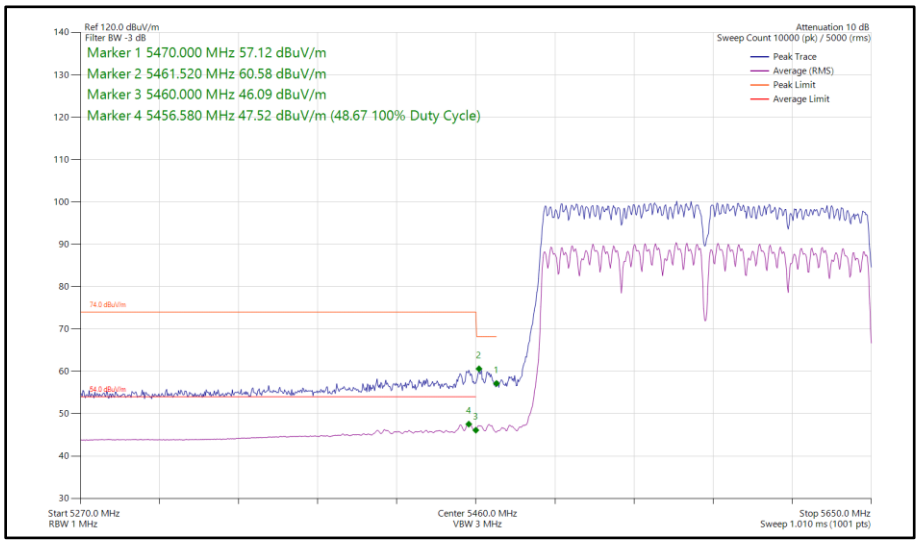

Figure 148 - 802.11ac VHT160, CDD, Core 0 - Core 1 - 5570 MHz Band Edge Frequency 5460 MHz

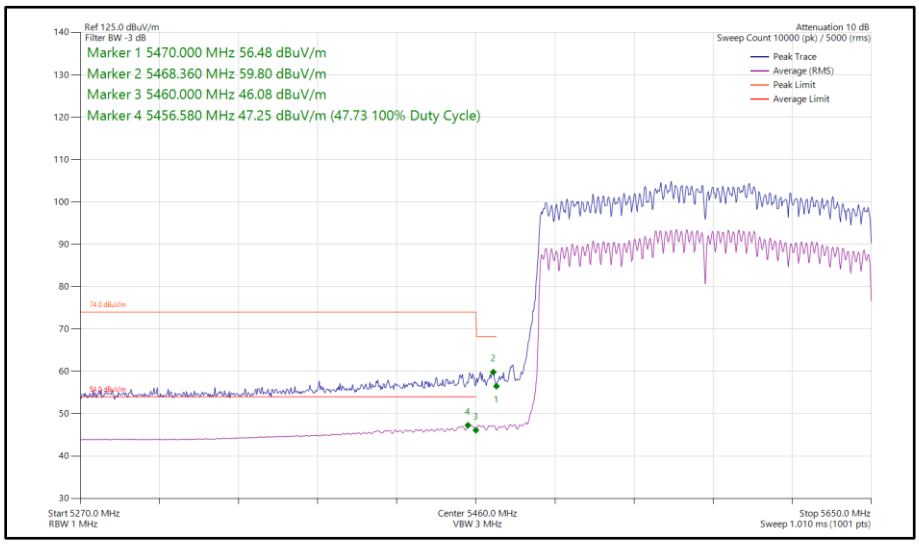

Figure 149 - 802.11ax HE160, SU, CDD, Core 0 - Core 1 - 5570 MHz Band Edge Frequency 5460 MHz

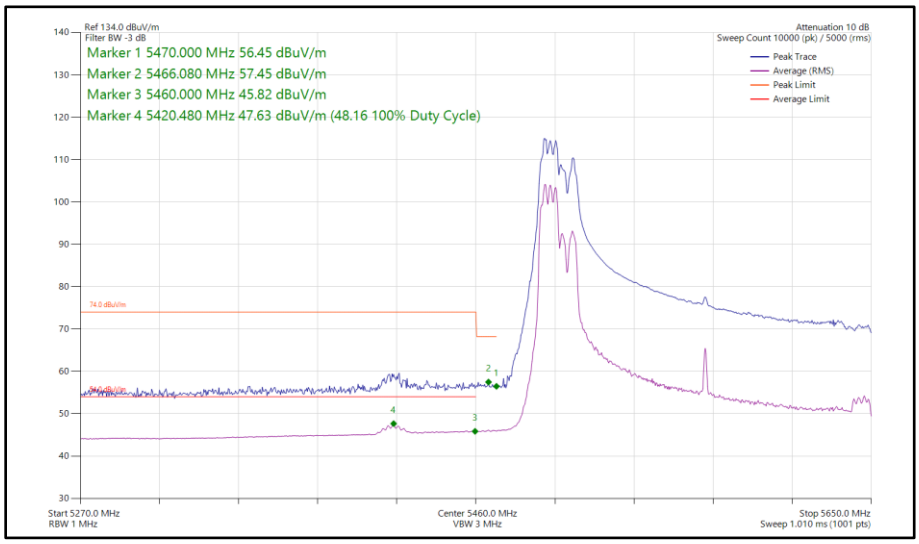

Figure 150 - 802.11ax HE160, RU 106-53P, CDD, Core 0 - Core 1 - 5570 MHz Band Edge Frequency 5460 MHz

160 MHz Bandwidth - Core 0 - Core 1 (SDM)

Mode	Data Rate/ MCS	Resource Size	Resource Index	TX Frequency (MHz)	Band Edge Frequency (MHz)	Peak Level (dBµV/m)	Average Level (dBµV/m)
802.11ac VHT160	MCS 7x2	-	-	5250	5150	62.51	48.76
802.11ax HE160	MCS 11x2	SU	-	5250	5150	61.16	48.28
802.11ax HE160	MCS 11x2	52	37P	5250	5150	56.16	44.97
802.11ac VHT160	MCS 7x2	-	-	5250	5350	60.70	47.95
802.11ax HE160	MCS 11x2	SU	-	5250	5350	60.03	47.83
802.11ax HE160	MCS 11x2	106	53P	5250	5350	60.07	47.06
802.11ac VHT160	MCS 7x2	-	-	5570	5460	62.07	49.14
802.11ax HE160	MCS 4x2	SU	-	5570	5460	61.12	48.37
802.11ax HE160	MCS 11x2	106	53P	5570	5460	57.69	47.84

Table 25 - SDM Restricted Band Edge Results

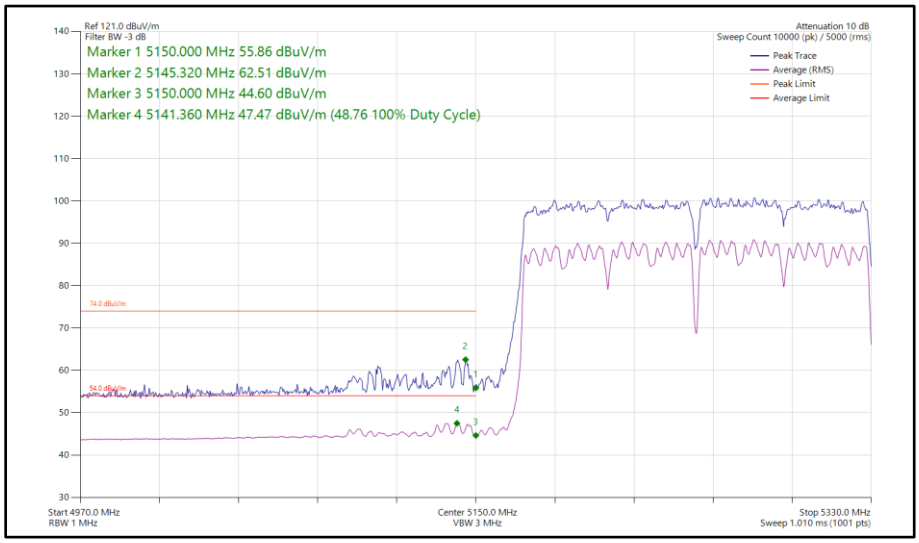

Figure 151 - 802.11ac VHT160, SDM, Core 0 - Core 1 - 5250 MHz Band Edge Frequency 5150 MHz

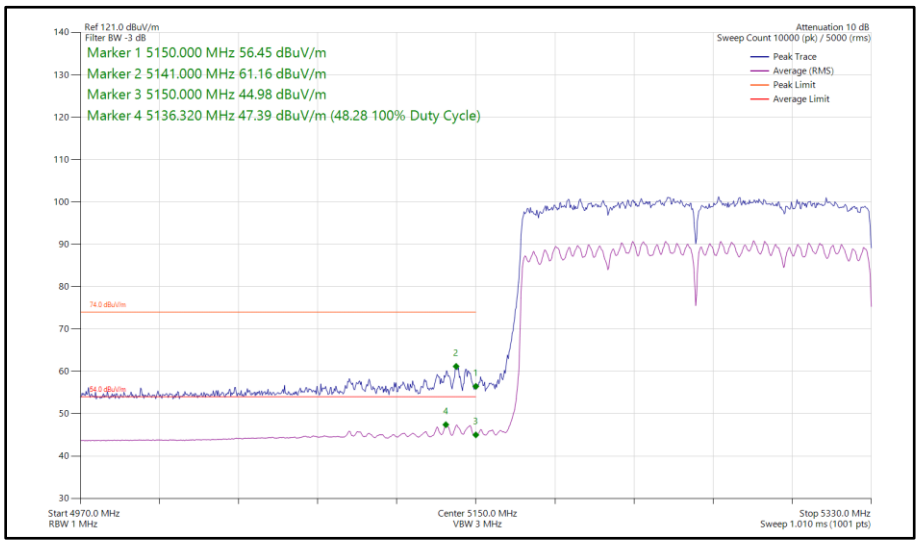

Figure 152 - 802.11ax HE160, SU, SDM, Core 0 - Core 1 - 5250 MHz Band Edge Frequency 5150 MHz

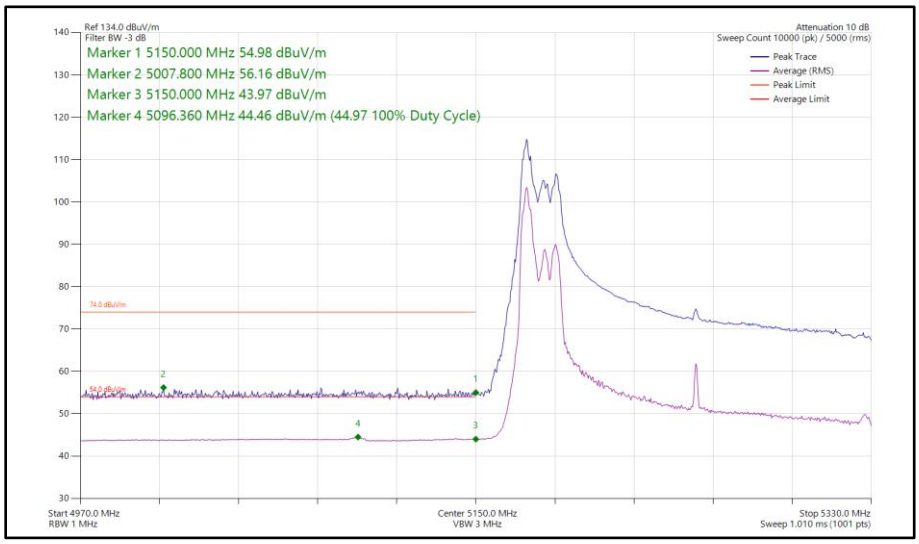

Figure 153 - 802.11ax HE160, RU 52-37P, SDM, Core 0 - Core 1 - 5250 MHz Band Edge Frequency 5150 MHz

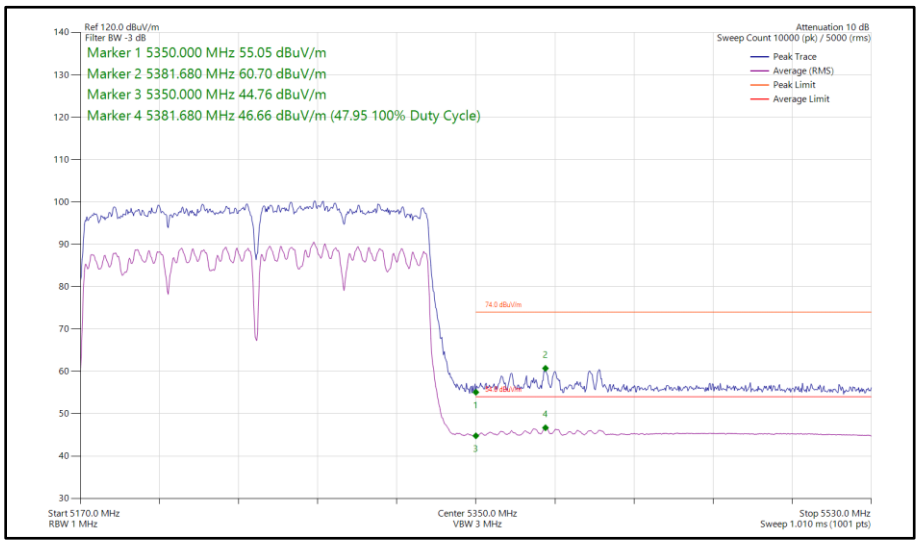

Figure 154 - 802.11ac VHT160, SDM, Core 0 - Core 1 - 5250 MHz Band Edge Frequency 5350 MHz

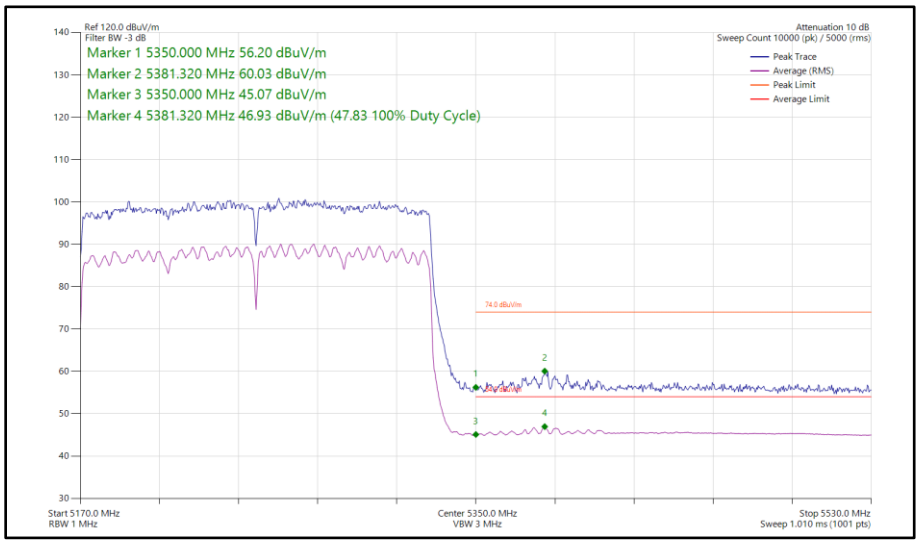

Figure 155 - 802.11ax HE160, SU, SDM, Core 0 - Core 1 - 5250 MHz Band Edge Frequency 5350 MHz

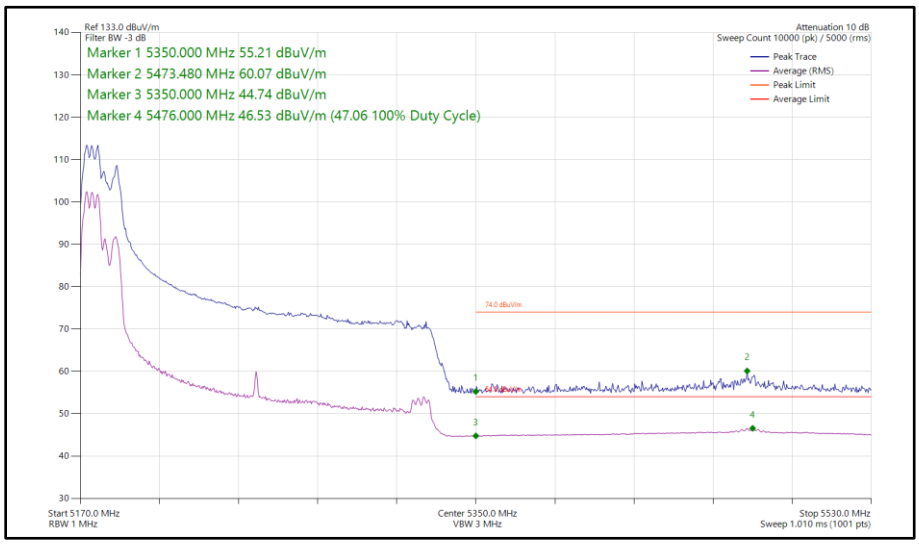

Figure 156 - 802.11ax HE160, RU 106-53P, SDM, Core 0 - Core 1 - 5250 MHz Band Edge Frequency 5350 MHz

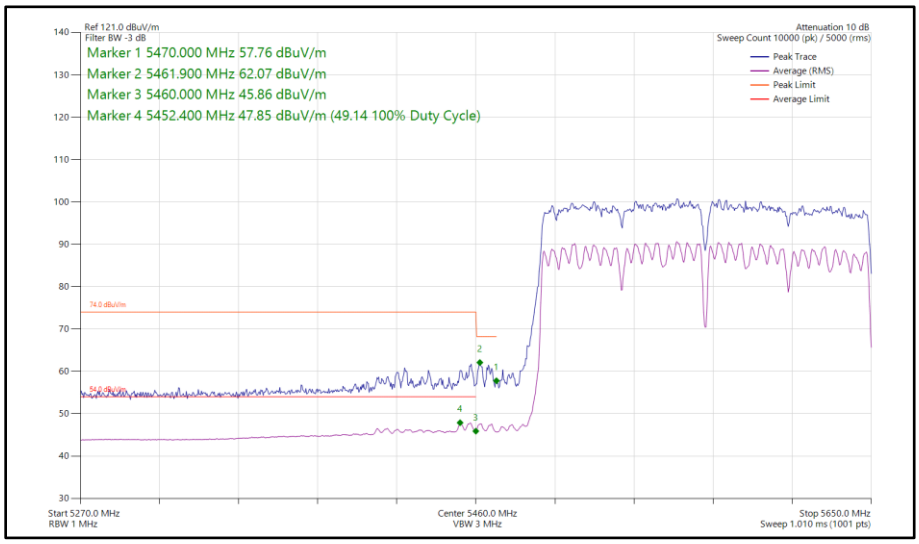

Figure 157 - 802.11ac VHT160, SDM, Core 0 - Core 1 - 5570 MHz Band Edge Frequency 5460 MHz

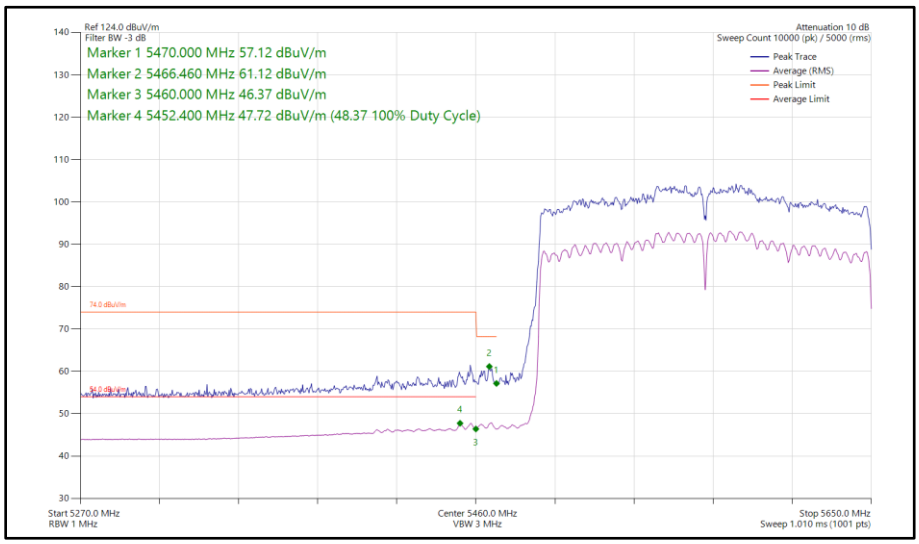

Figure 158 - 802.11ax HE160, SU, SDM, Core 0 - Core 1 - 5570 MHz Band Edge Frequency 5460 MHz

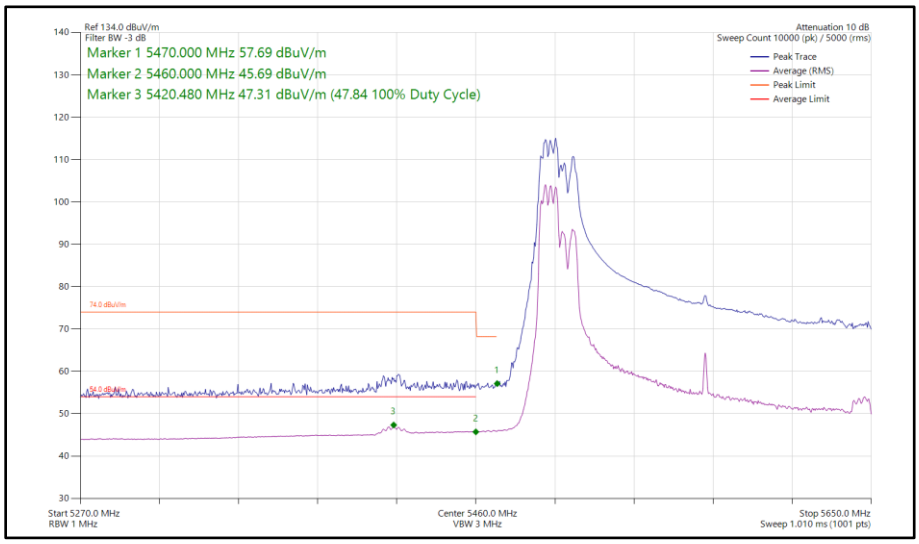

Figure 159 - 802.11ax HE160, RU 106-53P, SDM, Core 0 - Core 1 - 5570 MHz Band Edge Frequency 5460 MHz

FCC 47 CFR Part 15, Limit Clause 15.205

	Peak (dBµV/m)	Average (dBµV/m)
Restricted Bands of Operation	74	54

Table 26 - Restricted Band Edge Limit Table

2.1.7 Test Location and Test Equipment Used

This test was carried out in RF Chamber 14, RF Chamber 16 and RF Chamber 17.

Instrument	Manufacturer	Type No.	TE No.	Calibration Period (months)	Calibration Expiry Date
Cable (18 GHz)	Rosenberger	LU7-071-1000	5102	12	21-Nov-2024
Emissions Software	TUV SUD	EmX V3.4.2	5125	-	Software
Test Receiver	Rohde & Schwarz	ESW44	5379	12	12-Dec-2024
Cable 2.92m	Junkosha	MWX241-01000KMS	5413	12	23-May-2025
Test Receiver	Rohde & Schwarz	ESW44	5914	12	24-May-2025
1500W (300V 12A) AC Power Supply	iTech	IT7324	5956	-	O/P Mon
1500W (300V 12A) AC Power Supply	iTech	IT7324	5957	-	O/P Mon
5m Semi-Anechoic Chamber (Dual-Axis)	Albatross Projects	RF Chamber 14	5958	36	26-Apr-2025
Compact Antenna Mast	Maturo Gmbh	CAM4.0-P	5959	-	TU
Mast & Turntable Controller	Maturo Gmbh	FCU3.0	5960	-	TU
Tilt Antenna Mast	Maturo Gmbh	BAM4.5-P	5961	-	TU
Turntable	Maturo Gmbh	TT1.5SI	5962	-	TU
3m Semi-Anechoic Chamber, Chamber16	Albatross Projects	RF Chamber 16	5972	36	24-May-2025
Mast & Turntable Controller	Maturo Gmbh	FCU3.0	5973	-	TU
Tilt Antenna Mast	Maturo Gmbh	BAM4.5-P	5974	-	TU
Turntable	Maturo Gmbh	TT1.5SI	5975	-	TU
Cable (SMA to SMA 1m)	Junkosha	MWX221-01000AMSAMS/A	6007	12	20-May-2025
Horn Antenna (1-10.5 GHz)	Schwarzbeck	BBHA9120B	6140	12	05-May-2025
Horn Antenna (1-10 GHz)	Schwarzbeck	BBHA9120B	6141	12	05-May-2025
Horn Antenna (1-10 GHz)	Schwarzbeck	BBHA9120B	6142	12	05-May-2025
Digital Multimeter	Fluke	115	6145	12	06-Jun-2025
Digital Multimeter	Fluke	115	6146	12	06-Jun-2025
Humidity & Temperature meter	R.S Components	1364	6148	12	29-Jul-2025
Humidity & Temperature meter	R.S Components	1364	6149	12	12-Aug-2025
SAC Switch Unit	TUV SUD	TUV_SSU_001	6190	12	22-Dec-2024
EMI Test Receiver	Rohde & Schwarz	ESW44	6294	12	06-Jan-2025
SAC Switch Unit	TUV SUD	TUV_SSU_004 PLC	6349	12	07-May-2025
AC Power Supply	iTech	IT7324	6657	-	O/P Mon
3m Semi-Anechoic Chamber	Albatross Projects	RF Chamber 17	6658	36	28-Jan-2026
Mast and Turntable Controller	Maturo Gmbh	FCU3.0	6659	-	TU

Instrument	Manufacturer	Type No.	TE No.	Calibration Period (months)	Calibration Expiry Date
Tilt Antenna Mast	Maturo Gmbh	BAM4.5-P	6660	-	TU
Turntable	Maturo Gmbh	TT1.5SI	6661	-	TU
10dB attenuator	RF-Lambda	RFS5G08B10SMF	6732	12	07-Jan-2025
1m Cable	Junkosha	MWX241-01000AMSAMS/B	6741	12	01-Feb-2025
8m Cable	Junkosha	MWX221-08000AMSAMS/B	6748	12	01-Feb-2025
Preamplifier	Hewlett Packard	HP8449B	6762	12	28-Feb-2025
8M SMA Cable	Junkosha	MWX221-08000AMSAMS/B	6833	12	14-Aug-2025
8M SMA Cable	Junkosha	MWX221-08000AMSAMS/B	6834	12	14-Aug-2025

Table 27

TU - Traceability Unscheduled
O/P Mon - Output Monitored using calibrated equipment

2.2 Emission Bandwidth

2.2.1 Specification Reference

FCC 47 CFR Part 15E, Clause 15.407 (a)

2.2.2 Equipment Under Test and Modification State

A3401, S/N: HHJTCJ96L9 - Modification State 0
A3401, S/N: NXH27LCYXG - Modification State 0

2.2.3 Date of Test

27-September-2024 to 06-October-2024

2.2.4 Test Method

The test was performed in accordance with ANSI C63.10 2020 clause 12.5.1 for 6 dB bandwidth, clause 12.5.2 for 26 dB bandwidth, and clause 12.5.3 for 99% occupied bandwidth measurements.

For modes of operation using multiple cores, measurements were made on each core but only the worst case results are reported. Worst case was considered as the narrowest results for 6 dB bandwidth and the widest result for 26 dB bandwidth and 99% occupied bandwidth.

2.2.5 Environmental Conditions

Ambient Temperature	20.9 - 22.3 °C
Relative Humidity	51.5 - 58.6 %

2.2.6 Test Results

5 GHz WLAN

SISO

Protocol	26 dB Bandwidth (MHz)	
	Minimum	Maximum
802.11a	20.700	21.480
802.11n HT20	20.940	22.560
802.11n HT40	41.640	45.840
802.11ac VHT80	84.480	87.340
802.11ac VHT160	166.320	166.320
802.11ax HE20 SU	20.940	24.660
802.11ax HE40 SU	41.400	43.920
802.11ax HE80 SU	82.720	84.920
802.11ax HE160 SU	165.900	165.900

Table 28 - 26 dB Bandwidth Summary Results - SISO

Protocol	6 dB Bandwidth (MHz)	
	Minimum	Maximum
802.11a	16.140	16.380
802.11n HT20	17.340	17.640
802.11n HT40	35.640	35.880
802.11ac VHT80	75.900	75.900
802.11ax HE20 SU	19.020	19.080
802.11ax HE40 SU	38.040	38.160
802.11ax HE80 SU	77.440	77.440

Table 29 - 6 dB Bandwidth Summary Results - SISO

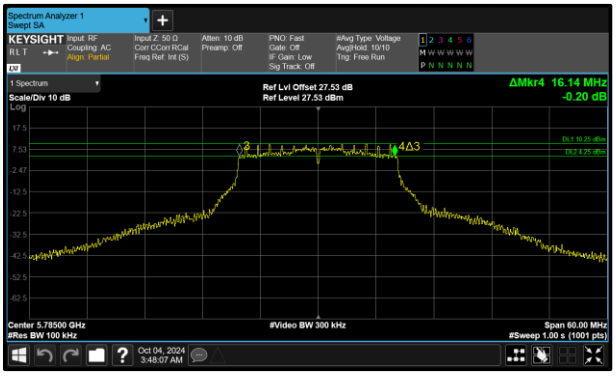

Figure 160 - 802.11a Minimum 6 dB EBW

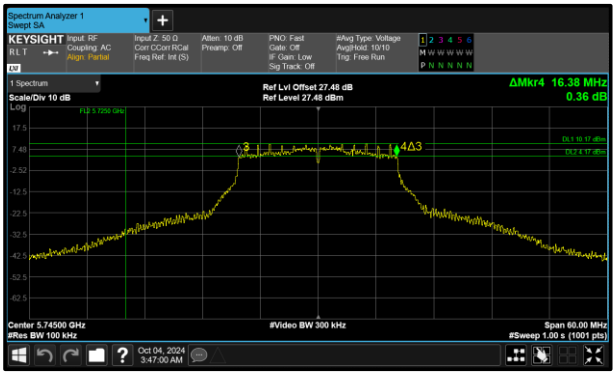

Figure 161 - 802.11a Maximum 6 dB EBW

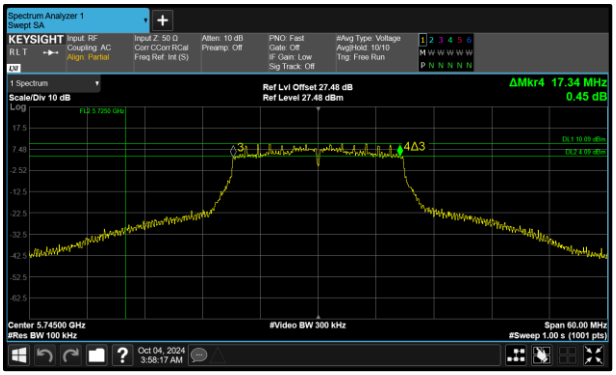

Figure 162 - 802.11n HT20 Minimum 6 dB EBW

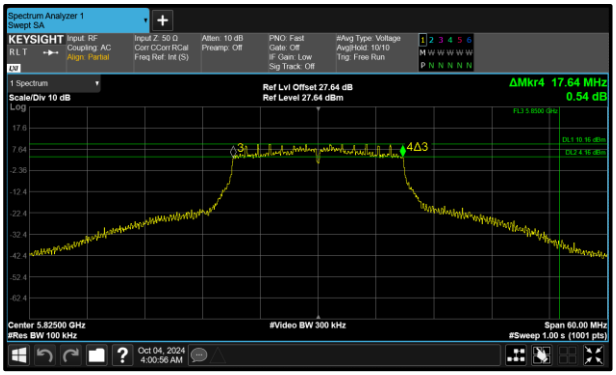

Figure 163 - 802.11n HT20 Maximum 6 dB EBW

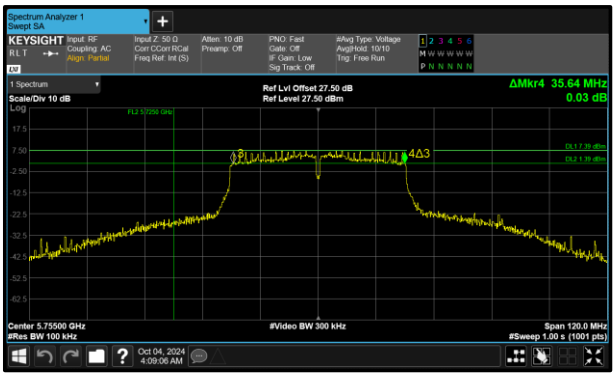

Figure 164 - 802.11n HT40 Minimum 6 dB EBW

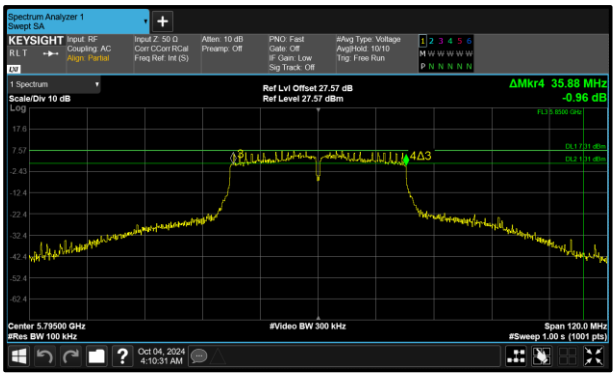

Figure 165 - 802.11n HT40 Maximum 6 dB EBW

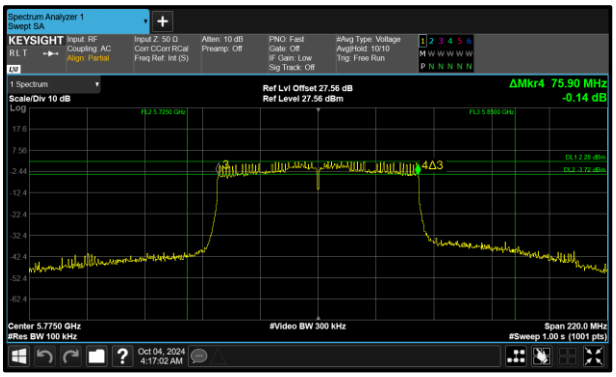

Figure 166 - 802.11ac VHT80 Minimum 6 dB EBW

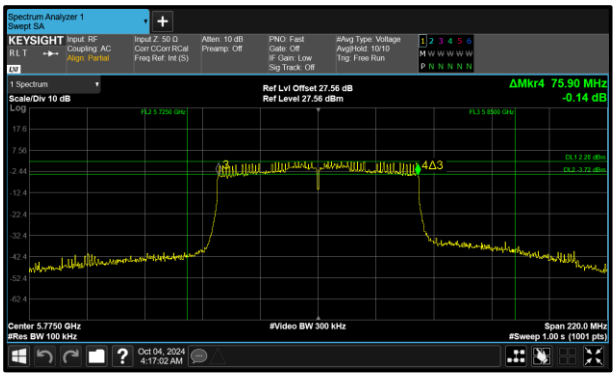

Figure 167 - 802.11ac VHT80 Maximum 6 dB EBW

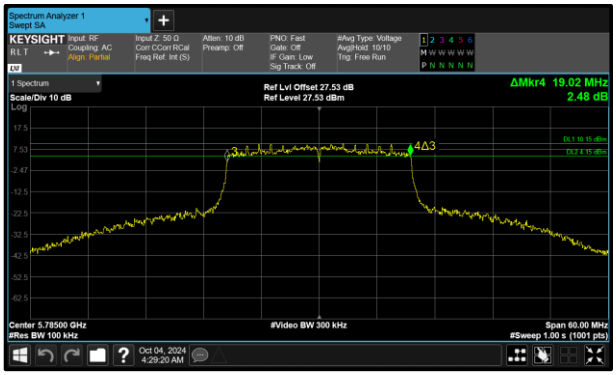

Figure 168 - 802.11ax HE20 SU Minimum 6 dB EBW

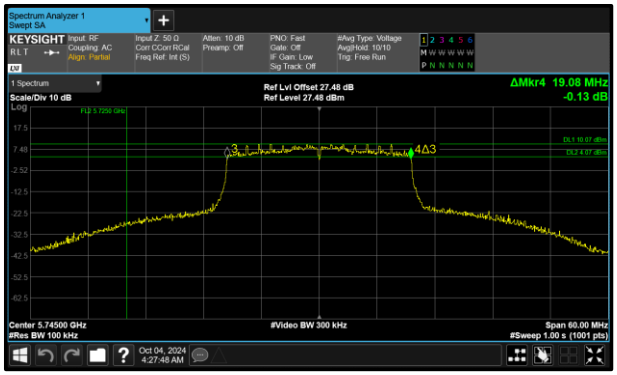

Figure 169 - 802.11ax HE20 SU Maximum 6 dB EBW

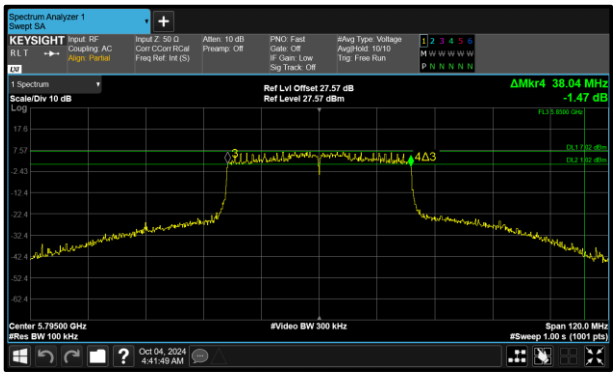

Figure 170 - 802.11ax HE40 SU Minimum 6 dB EBW

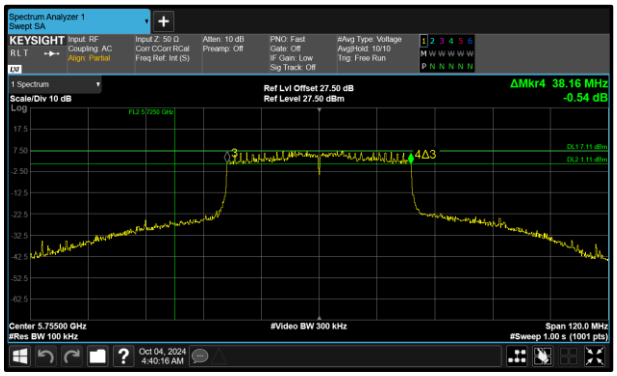

Figure 171 - 802.11ax HE40 SU Maximum 6 dB EBW

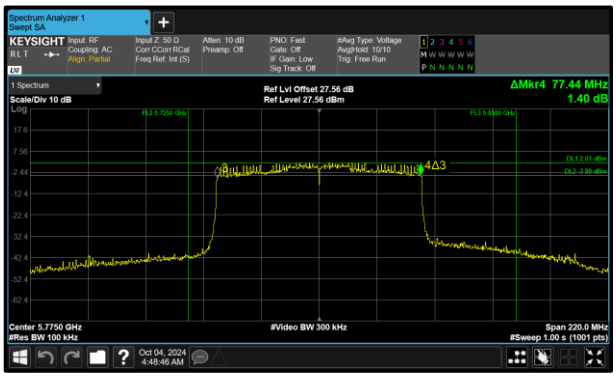

Figure 172 - 802.11ax HE80 SU Minimum 6 dB EBW

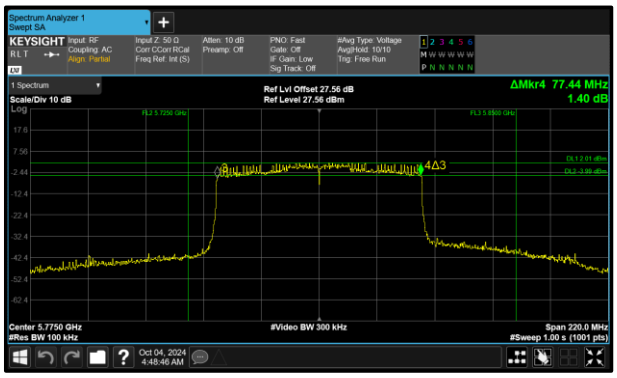

Figure 173 - 802.11ax HE80 SU Maximum 6 dB EBW

Protocol	99% Bandwidth (MHz)	
	Minimum	Maximum
802.11a	16.500	16.620
802.11n HT20	17.640	17.880
802.11n HT40	36.360	36.720
802.11ac VHT80	75.460	75.680
802.11ac VHT160	154.560	154.560
802.11ax HE20 SU	18.900	19.020
802.11ax HE40 SU	37.680	37.920
802.11ax HE80 SU	76.780	77.000
802.11ax HE160 SU	155.400	155.400

Table 30 - 99% Bandwidth Summary Results - SISO

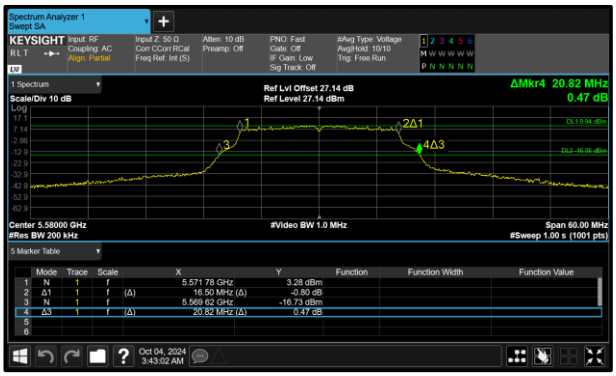

Figure 174 - 802.11a Minimum 99% OBW

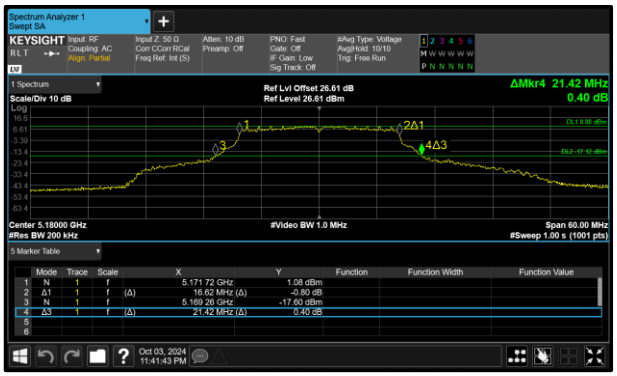

Figure 175 - 802.11a Maximum 99% OBW

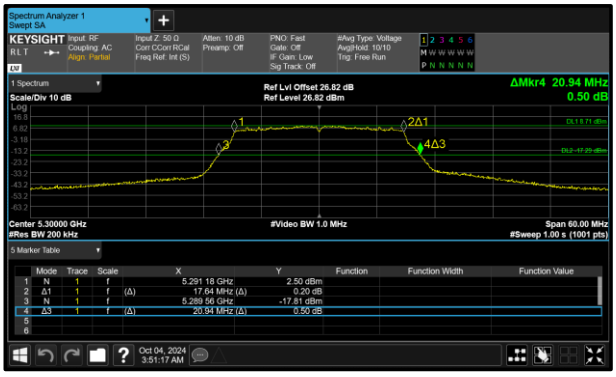

Figure 176 - 802.11n HT20 Minimum 99% OBW

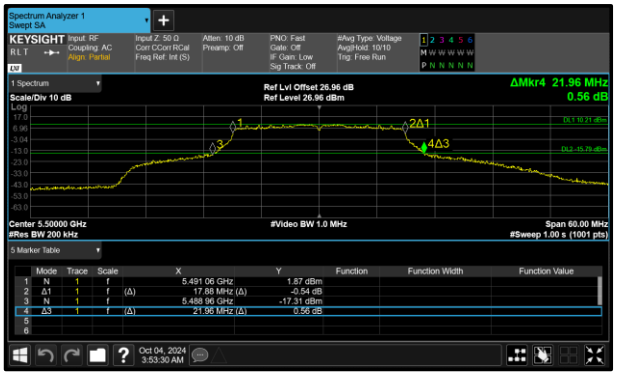

Figure 177 - 802.11n HT20 Maximum 99% OBW

Figure 178 - 802.11n HT40 Minimum 99% OBW

Figure 179 - 802.11n HT40 Maximum 99% OBW

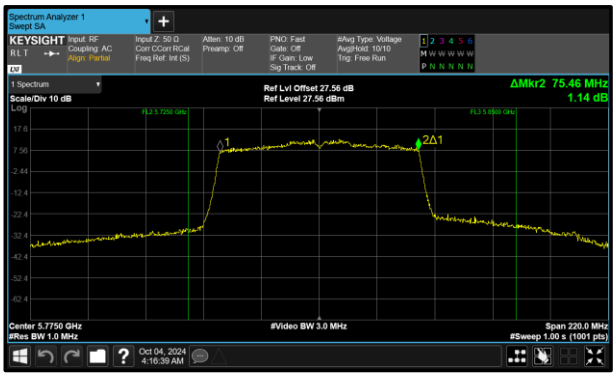

Figure 180 - 802.11ac VHT80 Minimum 99% OBW

Figure 181 - 802.11ac VHT80 Maximum 99% OBW

Figure 182 - 802.11ac VHT160 Minimum 99% OBW

Figure 183 - 802.11ac VHT160 Maximum 99% OBW

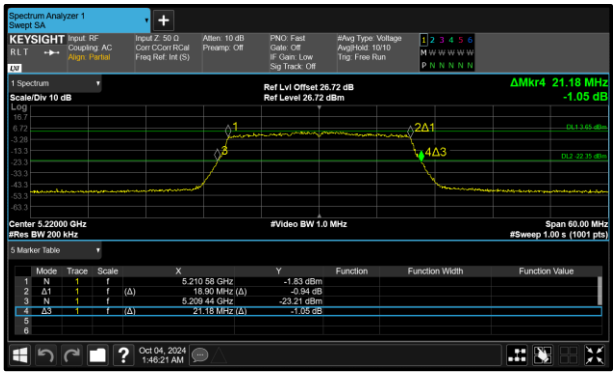

Figure 184 - 802.11ax HE20 SU Minimum 99% OBW

Figure 185 - 802.11ax HE20 SU Maximum 99% OBW

Figure 186 - 802.11ax HE40 SU Minimum 99% OBW

Figure 187 - 802.11ax HE40 SU Maximum 99% OBW

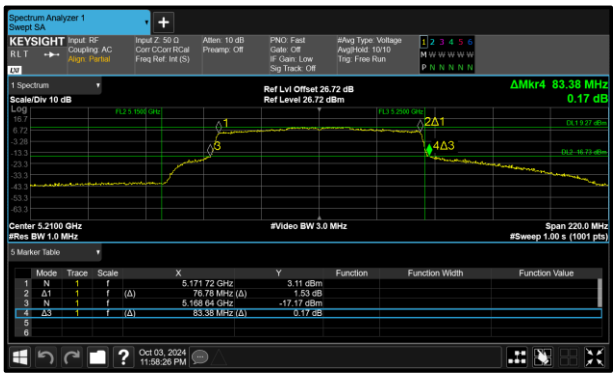

Figure 188 - 802.11ax HE80 SU Minimum 99% OBW

Figure 189 - 802.11ax HE80 SU Maximum 99% OBW

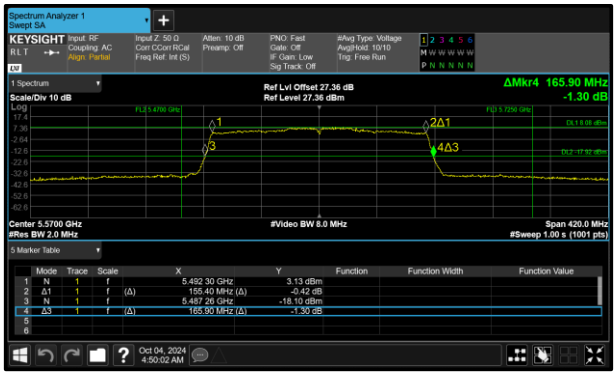

Figure 190 - 802.11ax HE160 SU Minimum 99% OBW

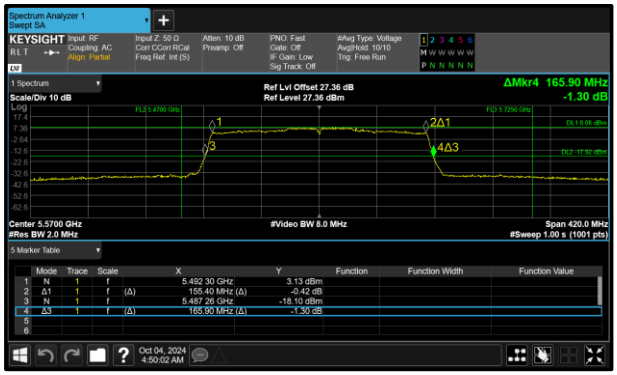

Figure 191 - 802.11ax HE160 SU Maximum 99% OBW

Test Configuration			
Frequency Range:	5.150-5.250 GHz	Band:	U-NII-1
Limit Clause(s):	-	Test Method(s):	C63.10 6.9.3 C63.10 12.5.2
Additional Reference(s):	-		

DUT Configuration			
Mode:	802.11a	Duty Cycle (%):	-
Data Rate:	12 Mbps	DCCF (dB):	-
Antenna Configuration:	SISO	Peak Antenna Gain (dBi):	-
Active Port(s):	A (Core 0)	Active Chain(s):	0

Test Frequency (MHz)	26 dB Bandwidth (MHz)				Limit (kHz)
	A	B	C	D	
5180	21.420	-	-	-	-
5220	20.820	-	-	-	-
5240	20.820	-	-	-	-

Table 31 - 26 dB Bandwidth Results

Test Frequency (MHz)	99% Bandwidth (MHz)				Limit (kHz)
	A	B	C	D	
5180	16.620	-	-	-	-
5220	16.560	-	-	-	-
5240	16.560	-	-	-	-

Table 32 - 99% Bandwidth Results

Test Configuration			
Frequency Range:	5.150-5.250 GHz	Band:	U-NII-1
Limit Clause(s):	-	Test Method(s):	C63.10 6.9.3 C63.10 12.5.2
Additional Reference(s):	-		

DUT Configuration			
Mode:	802.11n HT20	Duty Cycle (%):	-
Modulation Coding Scheme:	MCS2	DCCF (dB):	-
Antenna Configuration:	SISO	Peak Antenna Gain (dBi):	-
Active Port(s):	A (Core 0)	Active Chain(s):	0

Test Frequency (MHz)	26 dB Bandwidth (MHz)				Limit (kHz)
	A	B	C	D	
5180	22.560	-	-	-	-
5220	21.120	-	-	-	-
5240	21.120	-	-	-	-

Table 33 - 26 dB Bandwidth Results

Test Frequency (MHz)	99% Bandwidth (MHz)				Limit (kHz)
	A	B	C	D	
5180	17.820	-	-	-	-
5220	17.700	-	-	-	-
5240	17.760	-	-	-	-

Table 34 - 99% Bandwidth Results

Test Configuration			
Frequency Range:	5.150-5.250 GHz	Band:	U-NII-1
Limit Clause(s):	-	Test Method(s):	C63.10 6.9.3 C63.10 12.5.2
Additional Reference(s):	-		

DUT Configuration			
Mode:	802.11n HT40	Duty Cycle (%):	-
Modulation Coding Scheme:	MCS2	DCCF (dB):	-
Antenna Configuration:	SISO	Peak Antenna Gain (dBi):	-
Active Port(s):	A (Core 0)	Active Chain(s):	0

Test Frequency (MHz)	26 dB Bandwidth (MHz)				Limit (kHz)
	A	B	C	D	
5190	43.080	-	-	-	-
5230	42.360	-	-	-	-

Table 35 - 26 dB Bandwidth Results

Test Frequency (MHz)	99% Bandwidth (MHz)				Limit (kHz)
	A	B	C	D	
5190	36.600	-	-	-	-
5230	36.360	-	-	-	-

Table 36 - 99% Bandwidth Results

Test Configuration			
Frequency Range:	5.150-5.250 GHz	Band:	U-NII-1
Limit Clause(s):	-	Test Method(s):	C63.10 6.9.3 C63.10 12.5.2
Additional Reference(s):	-		

DUT Configuration			
Mode:	802.11ac VHT80	Duty Cycle (%):	-
Modulation Coding Scheme:	MCS2x1	DCCF (dB):	-
Antenna Configuration:	SISO	Peak Antenna Gain (dBi):	-
Active Port(s):	A (Core 0)	Active Chain(s):	0

Test Frequency (MHz)	26 dB Bandwidth (MHz)				Limit (kHz)
	A	B	C	D	
5210	86.240	-	-	-	-

Table 37 - 26 dB Bandwidth Results

Test Frequency (MHz)	99% Bandwidth (MHz)				Limit (kHz)
	A	B	C	D	
5210	75.680	-	-	-	-

Table 38 - 99% Bandwidth Results

Test Configuration			
Frequency Range:	5.150-5.250 GHz	Band:	U-NII-1
Limit Clause(s):	-	Test Method(s):	C63.10 6.9.3 C63.10 12.5.2
Additional Reference(s):	-		

DUT Configuration			
Mode:	802.11ac VHT160	Duty Cycle (%):	-
Modulation Coding Scheme:	MCS2x1	DCCF (dB):	-
Antenna Configuration:	SISO	Peak Antenna Gain (dBi):	-
Active Port(s):	A (Core 0)	Active Chain(s):	0

Test Frequency (MHz)	26 dB Bandwidth (MHz)				Limit (kHz)
	A	B	C	D	
5250	82.740	-	-	-	-

Table 39 - 26 dB Bandwidth Results

Test Frequency (MHz)	99% Bandwidth (MHz)				Limit (kHz)
	A	B	C	D	
5250	76.860	-	-	-	-

Table 40 - 99% Bandwidth Results

Test Configuration			
Frequency Range:	5.150-5.250 GHz	Band:	U-NII-1
Limit Clause(s):	-	Test Method(s):	C63.10 6.9.3 C63.10 12.5.2
Additional Reference(s):	-		

DUT Configuration			
Mode:	802.11ax HE20 SU	Duty Cycle (%):	-
Modulation Coding Scheme:	MCS2x1	DCCF (dB):	-
Antenna Configuration:	SISO	Peak Antenna Gain (dBi):	-
Active Port(s):	A (Core 0)	Active Chain(s):	0

Test Frequency (MHz)	26 dB Bandwidth (MHz)				Limit (kHz)
	A	B	C	D	
5180	21.540	-	-	-	-
5220	21.000	-	-	-	-
5240	21.180	-	-	-	-

Table 41 - 26 dB Bandwidth Results

Test Frequency (MHz)	99% Bandwidth (MHz)				Limit (kHz)
	A	B	C	D	
5180	18.960	-	-	-	-
5220	18.900	-	-	-	-
5240	18.900	-	-	-	-

Table 42 - 99% Bandwidth Results

Test Configuration			
Frequency Range:	5.150-5.250 GHz	Band:	U-NII-1
Limit Clause(s):	-	Test Method(s):	C63.10 6.9.3 C63.10 12.5.2
Additional Reference(s):	-		

DUT Configuration			
Mode:	802.11ax HE40 SU	Duty Cycle (%):	-
Modulation Coding Scheme:	MCS2x1	DCCF (dB):	-
Antenna Configuration:	SISO	Peak Antenna Gain (dBi):	-
Active Port(s):	A (Core 0)	Active Chain(s):	0

Test Frequency (MHz)	26 dB Bandwidth (MHz)				Limit (kHz)
	A	B	C	D	
5190	43.200	-	-	-	-
5230	41.400	-	-	-	-

Table 43 - 26 dB Bandwidth Results

Test Frequency (MHz)	99% Bandwidth (MHz)				Limit (kHz)
	A	B	C	D	
5190	37.920	-	-	-	-
5230	37.680	-	-	-	-

Table 44 - 99% Bandwidth Results

Test Configuration			
Frequency Range:	5.150-5.250 GHz	Band:	U-NII-1
Limit Clause(s):	-	Test Method(s):	C63.10 6.9.3 C63.10 12.5.2
Additional Reference(s):	-		

DUT Configuration			
Mode:	802.11ax HE80 SU	Duty Cycle (%):	-
Modulation Coding Scheme:	MCS2x1	DCCF (dB):	-
Antenna Configuration:	SISO	Peak Antenna Gain (dBi):	-
Active Port(s):	A (Core 0)	Active Chain(s):	0

Test Frequency (MHz)	26 dB Bandwidth (MHz)				Limit (kHz)
	A	B	C	D	
5210	83.380	-	-	-	-

Table 45 - 26 dB Bandwidth Results

Test Frequency (MHz)	99% Bandwidth (MHz)				Limit (kHz)
	A	B	C	D	
5210	76.780	-	-	-	-

Table 46 - 99% Bandwidth Results

Test Configuration			
Frequency Range:	5.150-5.250 GHz	Band:	U-NII-1
Limit Clause(s):	-	Test Method(s):	C63.10 6.9.3 C63.10 12.5.2
Additional Reference(s):	-		

DUT Configuration			
Mode:	802.11ax HE160 SU	Duty Cycle (%):	-
Modulation Coding Scheme:	MCS2x1	DCCF (dB):	-
Antenna Configuration:	SISO	Peak Antenna Gain (dBi):	-
Active Port(s):	A (Core 0)	Active Chain(s):	0

Test Frequency (MHz)	26 dB Bandwidth (MHz)				Limit (kHz)
	A	B	C	D	
5250	82.740	-	-	-	-

Table 47 - 26 dB Bandwidth Results

Test Frequency (MHz)	99% Bandwidth (MHz)				Limit (kHz)
	A	B	C	D	
5250	77.700	-	-	-	-

Table 48 - 99% Bandwidth Results

Test Configuration			
Frequency Range:	5.250-5.350 GHz	Band:	U-NII-2A
Limit Clause(s):	-	Test Method(s):	C63.10 6.9.3 C63.10 12.5.2
Additional Reference(s):	-		

DUT Configuration			
Mode:	802.11a	Duty Cycle (%):	-
Data Rate:	12 Mbps	DCCF (dB):	-
Antenna Configuration:	SISO	Peak Antenna Gain (dBi):	-
Active Port(s):	A (Core 0)	Active Chain(s):	0

Test Frequency (MHz)	26 dB Bandwidth (MHz)				Limit (kHz)
	A	B	C	D	
5260	20.700	-	-	-	-
5300	20.760	-	-	-	-
5320	21.420	-	-	-	-

Table 49 - 26 dB Bandwidth Results

Test Frequency (MHz)	99% Bandwidth (MHz)				Limit (kHz)
	A	B	C	D	
5260	16.560	-	-	-	-
5300	16.560	-	-	-	-
5320	16.620	-	-	-	-

Table 50 - 99% Bandwidth Results

Test Configuration			
Frequency Range:	5.250-5.350 GHz	Band:	U-NII-2A
Limit Clause(s):	-	Test Method(s):	C63.10 6.9.3 C63.10 12.5.2
Additional Reference(s):	-		

DUT Configuration			
Mode:	802.11n HT20	Duty Cycle (%):	-
Modulation Coding Scheme:	MCS2	DCCF (dB):	-
Antenna Configuration:	SISO	Peak Antenna Gain (dBi):	-
Active Port(s):	A (Core 0)	Active Chain(s):	0

Test Frequency (MHz)	26 dB Bandwidth (MHz)				Limit (kHz)
	A	B	C	D	
5260	21.060	-	-	-	-
5300	20.940	-	-	-	-
5320	22.080	-	-	-	-

Table 51 - 26 dB Bandwidth Results

Test Frequency (MHz)	99% Bandwidth (MHz)				Limit (kHz)
	A	B	C	D	
5260	17.760	-	-	-	-
5300	17.640	-	-	-	-
5320	17.760	-	-	-	-

Table 52 - 99% Bandwidth Results

Test Configuration			
Frequency Range:	5.250-5.350 GHz	Band:	U-NII-2A
Limit Clause(s):	-	Test Method(s):	C63.10 6.9.3 C63.10 12.5.2
Additional Reference(s):	-		

DUT Configuration			
Mode:	802.11n HT40	Duty Cycle (%):	-
Modulation Coding Scheme:	MCS2	DCCF (dB):	-
Antenna Configuration:	SISO	Peak Antenna Gain (dBi):	-
Active Port(s):	A (Core 0)	Active Chain(s):	0

Test Frequency (MHz)	26 dB Bandwidth (MHz)				Limit (kHz)
	A	B	C	D	
5270	41.800	-	-	-	-
5310	42.720	-	-	-	-

Table 53 - 26 dB Bandwidth Results

Test Frequency (MHz)	99% Bandwidth (MHz)				Limit (kHz)
	A	B	C	D	
5270	36.400	-	-	-	-
5310	36.600	-	-	-	-

Table 54 - 99% Bandwidth Results