TUV SUD Limited Digitally signed by TUV SUD Limited Date: 2024.10.16 15:05:48 +01'00'

Test Configuration			
Frequency Range:	5.470-5.725 GHz	Band:	U-NII-2C
Limit Clause(s):	15.407 (a)(2)	Test Method(s):	C63.10 12.4.2.4 C63.10 12.6
Additional Reference(s):	662911 D01 v02r01 F)2)f)(ii), 662911 D01 v02r01 E)2)b)		
Note(s):	DCCF was added to the spectrum analyser reference level offset.		

DUT Configuration			
Mode:	802.11ax HE80 SU	Duty Cycle (%):	95.3
Modulation Coding Scheme:	MCS2x1	DCCF (dB):	0.21
Antenna Configuration:	MIMO CDD	Peak Antenna Gain (dBi):	6.51
Active Port(s):	A+B (Core 0 + Core 1)	Active Chain(s):	0+1

Test Frequency (MHz)	PSD (dBm / MHz)					Limit (dBm)	Margin (dB)
	A	B	C	D	∑		
5530	-1.73	-2.41	-	-	0.95	10.49	-9.54
5610	2.66	2.30	-	-	5.50	10.49	-4.99
5690	3.70	3.38	-	-	6.55	10.49	-3.93

Table 457 - FCC Maximum Power Spectral Density Results

Test Configuration			
Frequency Range:	5.470-5.725 GHz	Band:	U-NII-2C
Limit Clause(s):	15.407 (a)(2)	Test Method(s):	C63.10 12.4.2.4 C63.10 12.6
Additional Reference(s):	662911 D01 v02r01 F)2)f)(ii), 662911 D01 v02r01 E)2)b)		
Note(s):	DCCF was added to the spectrum analyser reference level offset.		

DUT Configuration			
Mode:	802.11ax HE160 SU	Duty Cycle (%):	92.7
Modulation Coding Scheme:	MCS2x1	DCCF (dB):	0.33
Antenna Configuration:	MIMO CDD	Peak Antenna Gain (dBi):	6.51
Active Port(s):	A+B (Core 0 + Core 1)	Active Chain(s):	0+1

Test Frequency (MHz)	PSD (dBm / MHz)					Limit (dBm)	Margin (dB)
	A	B	C	D	∑		
5570	-8.79	-9.69	-	-	-6.21	10.49	-16.69

Table 458 - FCC Maximum Power Spectral Density Results

Test Configuration			
Frequency Range:	5.725-5.850 GHz	Band:	U-NII-3
Limit Clause(s):	15.407 (a)(3)	Test Method(s):	C63.10 12.4.2.4 C63.10 12.6
Additional Reference(s):	662911 D01 v02r01 F)2)f)(ii), 662911 D01 v02r01 E)2)b)		
Note(s):	DCCF was added to the spectrum analyser reference level offset.		

DUT Configuration			
Mode:	802.11n HT20	Duty Cycle (%):	96.6
Modulation Coding Scheme:	MCS2	DCCF (dB):	0.15
Antenna Configuration:	MIMO CDD	Peak Antenna Gain (dBi):	7.16
Active Port(s):	A+B (Core 0 + Core 1)	Active Chain(s):	0+1

Test Frequency (MHz)	PSD (dBm / 500 kHz)					Limit (dBm)	Margin (dB)
	A	B	C	D	∑		
5720	0.76	0.76	-	-	3.77	28.84	-25.07
5745	7.98	7.80	-	-	10.90	28.84	-17.94
5785	7.75	7.73	-	-	10.75	28.84	-18.09
5825	8.23	7.88	-	-	11.07	28.84	-17.77

Table 459 - Maximum Power Spectral Density Results

Test Configuration			
Frequency Range:	5.725-5.850 GHz	Band:	U-NII-3
Limit Clause(s):	15.407 (a)(3)	Test Method(s):	C63.10 12.4.2.4 C63.10 12.6
Additional Reference(s):	662911 D01 v02r01 F)2)f)(ii), 662911 D01 v02r01 E)2)b)		
Note(s):	DCCF was added to the spectrum analyser reference level offset.		

DUT Configuration			
Mode:	802.11n HT40	Duty Cycle (%):	93.9
Modulation Coding Scheme:	MCS2	DCCF (dB):	0.27
Antenna Configuration:	MIMO CDD	Peak Antenna Gain (dBi):	7.16
Active Port(s):	A+B (Core 0 + Core 1)	Active Chain(s):	0+1

Test Frequency (MHz)	PSD (dBm / 500 kHz)					Limit (dBm)	Margin (dB)
	A	B	C	D	∑		
5710	-0.01	-0.63	-	-	2.70	28.84	-26.14
5755	5.57	5.00	-	-	8.30	28.84	-20.54
5795	5.20	4.92	-	-	8.07	28.84	-20.77

Table 460 - Maximum Power Spectral Density Results

Test Configuration			
Frequency Range:	5.725-5.850 GHz	Band:	U-NII-3
Limit Clause(s):	15.407 (a)(3)	Test Method(s):	C63.10 12.4.2.4 C63.10 12.6
Additional Reference(s):	662911 D01 v02r01 F)2)f)(ii), 662911 D01 v02r01 E)2)b)		
Note(s):	DCCF was added to the spectrum analyser reference level offset.		

DUT Configuration			
Mode:	802.11ac VHT80	Duty Cycle (%):	89.2
Modulation Coding Scheme:	MCS2x1	DCCF (dB):	0.50
Antenna Configuration:	MIMO CDD	Peak Antenna Gain (dBi):	7.16
Active Port(s):	A+B (Core 0 + Core 1)	Active Chain(s):	0+1

Test Frequency (MHz)	PSD (dBm / 500 kHz)					Limit (dBm)	Margin (dB)
	A	B	C	D	∑		
5690	-2.39	-2.18	-	-	0.72	29.49	-28.76
5775	-0.16	-0.17	-	-	2.85	28.84	-25.99

Table 461 - Maximum Power Spectral Density Results

Test Configuration			
Frequency Range:	5.725-5.850 GHz	Band:	U-NII-3
Limit Clause(s):	15.407 (a)(3)	Test Method(s):	C63.10 12.4.2.4 C63.10 12.6
Additional Reference(s):	662911 D01 v02r01 F)2)f)(ii), 662911 D01 v02r01 E)2)b)		
Note(s):	DCCF was added to the spectrum analyser reference level offset.		

DUT Configuration			
Mode:	802.11ax HE20 SU	Duty Cycle (%):	95.9
Modulation Coding Scheme:	MCS2x1	DCCF (dB):	0.18
Antenna Configuration:	MIMO CDD	Peak Antenna Gain (dBi):	7.16
Active Port(s):	A+B (Core 0 + Core 1)	Active Chain(s):	0+1

Test Frequency (MHz)	PSD (dBm / 500 kHz)					Limit (dBm)	Margin (dB)
	A	B	C	D	∑		
5720	0.30	0.74	-	-	3.53	28.84	-25.30
5745	7.87	7.68	-	-	10.79	28.84	-18.05
5785	7.82	7.81	-	-	10.83	28.84	-18.01
5825	8.35	7.88	-	-	11.13	28.84	-17.71

Table 462 - Maximum Power Spectral Density Results

Test Configuration			
Frequency Range:	5.725-5.850 GHz	Band:	U-NII-3
Limit Clause(s):	15.407 (a)(3)	Test Method(s):	C63.10 12.4.2.4 C63.10 12.6
Additional Reference(s):	662911 D01 v02r01 F)2)f)(ii), 662911 D01 v02r01 E)2)b)		
Note(s):	DCCF was added to the spectrum analyser reference level offset.		

DUT Configuration			
Mode:	802.11ax HE40 SU	Duty Cycle (%):	95.8
Modulation Coding Scheme:	MCS2x1	DCCF (dB):	0.19
Antenna Configuration:	MIMO CDD	Peak Antenna Gain (dBi):	7.16
Active Port(s):	A+B (Core 0 + Core 1)	Active Chain(s):	0+1

Test Frequency (MHz)	PSD (dBm / 500 kHz)					Limit (dBm)	Margin (dB)
	A	B	C	D	∑		
5710	-0.86	-1.19	-	-	1.99	28.84	-26.85
5755	5.51	5.21	-	-	8.37	28.84	-20.47
5795	5.52	5.23	-	-	8.39	28.84	-20.45

Table 463 - Maximum Power Spectral Density Results

Test Configuration			
Frequency Range:	5.725-5.850 GHz	Band:	U-NII-3
Limit Clause(s):	15.407 (a)(3)	Test Method(s):	C63.10 12.4.2.4 C63.10 12.6
Additional Reference(s):	662911 D01 v02r01 F)2)f)(ii), 662911 D01 v02r01 E)2)b)		
Note(s):	DCCF was added to the spectrum analyser reference level offset.		

DUT Configuration			
Mode:	802.11ax HE80 SU	Duty Cycle (%):	95.6
Modulation Coding Scheme:	MCS2x1	DCCF (dB):	0.20
Antenna Configuration:	MIMO CDD	Peak Antenna Gain (dBi):	7.16
Active Port(s):	A+B (Core 0 + Core 1)	Active Chain(s):	0+1

Test Frequency (MHz)	PSD (dBm / 500 kHz)					Limit (dBm)	Margin (dB)
	A	B	C	D	∑		
5690	-2.91	-3.09	-	-	0.01	29.49	-29.48
5775	-0.16	-0.95	-	-	2.47	28.84	-26.37

Table 464 - Maximum Power Spectral Density Results

Test Configuration			
Frequency Range:	5.150-5.250 GHz	Band:	U-NII-1
Limit Clause(s):	15.407 (a)(1)(iv)	Test Method(s):	C63.10 12.4.2.4 C63.10 12.6
Additional Reference(s):	662911 D01 v02r01 F)2)f)(ii), 662911 D01 v02r01 E)2)b)		
Note(s):	DCCF was added to the spectrum analyser reference level offset.		

DUT Configuration			
Mode:	802.11ax HE20 RU26	Duty Cycle (%):	97.1
Modulation Coding Scheme:	MCS2x1	DCCF (dB):	0.13
Antenna Configuration:	MIMO CDD	Peak Antenna Gain (dBi):	7.42
Active Port(s):	A+B (Core 0 + Core 1)	Active Chain(s):	0+1

Test Frequency (MHz)	PSD (dBm / MHz)					Limit (dBm)	Margin (dB)
	A	B	C	D	∑		
5180 (RU26.0)	4.11	4.05	-	-	7.09	9.58	-2.50
5220 (RU26.0)	4.27	4.19	-	-	7.24	9.58	-2.35
5240 (RU26.8)	4.14	3.92	-	-	7.04	9.58	-2.54

Table 465 - FCC Maximum Power Spectral Density Results

Test Configuration			
Frequency Range:	5.150-5.250 GHz	Band:	U-NII-1
Limit Clause(s):	15.407 (a)(1)(iv)	Test Method(s):	C63.10 12.4.2.4 C63.10 12.6
Additional Reference(s):	662911 D01 v02r01 F)2)f)(ii), 662911 D01 v02r01 E)2)b)		
Note(s):	DCCF was added to the spectrum analyser reference level offset.		

DUT Configuration			
Mode:	802.11ax HE20 RU52	Duty Cycle (%):	97.2
Modulation Coding Scheme:	MCS2x1	DCCF (dB):	0.12
Antenna Configuration:	MIMO CDD	Peak Antenna Gain (dBi):	7.42
Active Port(s):	A+B (Core 0 + Core 1)	Active Chain(s):	0+1

Test Frequency (MHz)	PSD (dBm / MHz)					Limit (dBm)	Margin (dB)
	A	B	C	D	∑		
5180 (RU52.37)	4.44	4.53	-	-	7.50	9.58	-2.09
5220 (RU52.37)	4.56	4.89	-	-	7.74	9.58	-1.85
5240 (RU52.40)	4.53	4.80	-	-	7.68	9.58	-1.91

Table 466 - FCC Maximum Power Spectral Density Results

Test Configuration			
Frequency Range:	5.150-5.250 GHz	Band:	U-NII-1
Limit Clause(s):	15.407 (a)(1)(iv)	Test Method(s):	C63.10 12.4.2.4 C63.10 12.6
Additional Reference(s):	662911 D01 v02r01 F)2)f)(ii), 662911 D01 v02r01 E)2)b)		
Note(s):	DCCF was added to the spectrum analyser reference level offset.		

DUT Configuration			
Mode:	802.11ax HE20 RU106	Duty Cycle (%):	97.3
Modulation Coding Scheme:	MCS2x1	DCCF (dB):	0.12
Antenna Configuration:	MIMO CDD	Peak Antenna Gain (dBi):	7.42
Active Port(s):	A+B (Core 0 + Core 1)	Active Chain(s):	0+1

Test Frequency (MHz)	PSD (dBm / MHz)					Limit (dBm)	Margin (dB)
	A	B	C	D	∑		
5180 (RU106.53)	4.50	4.51	-	-	7.51	9.58	-2.07
5220 (RU106.53)	4.27	4.57	-	-	7.43	9.58	-2.15
5240 (RU106.54)	4.83	4.46	-	-	7.66	9.58	-1.92

Table 467 - FCC Maximum Power Spectral Density Results

Test Configuration			
Frequency Range:	5.250-5.350 GHz	Band:	U-NII-2A
Limit Clause(s):	15.407 (a)(2)	Test Method(s):	C63.10 12.4.2.4 C63.10 12.6
Additional Reference(s):	662911 D01 v02r01 F)2)f)(ii), 662911 D01 v02r01 E)2)b)		
Note(s):	DCCF was added to the spectrum analyser reference level offset.		

DUT Configuration			
Mode:	802.11ax HE20 RU52	Duty Cycle (%):	97.0
Modulation Coding Scheme:	MCS2x1	DCCF (dB):	0.13
Antenna Configuration:	MIMO CDD	Peak Antenna Gain (dBi):	8.62
Active Port(s):	A+B (Core 0 + Core 1)	Active Chain(s):	0+1

Test Frequency (MHz)	PSD (dBm / MHz)					Limit (dBm)	Margin (dB)
	A	B	C	D	∑		
5260 (RU52.37)	3.00	3.08	-	-	6.05	8.38	-2.33
5300 (RU52.37)	2.74	3.09	-	-	5.93	8.38	-2.45
5320 (RU52.40)	2.99	3.21	-	-	6.11	8.38	-2.27

Table 468 - FCC Maximum Power Spectral Density Results

Test Configuration			
Frequency Range:	5.250-5.350 GHz	Band:	U-NII-2A
Limit Clause(s):	15.407 (a)(2)	Test Method(s):	C63.10 12.4.2.4 C63.10 12.6
Additional Reference(s):	662911 D01 v02r01 F)2)f)(ii), 662911 D01 v02r01 E)2)b)		
Note(s):	DCCF was added to the spectrum analyser reference level offset.		

DUT Configuration			
Mode:	802.11ax HE20 RU106	Duty Cycle (%):	98.0
Modulation Coding Scheme:	MCS2x1	DCCF (dB):	0.09
Antenna Configuration:	MIMO CDD	Peak Antenna Gain (dBi):	8.62
Active Port(s):	A+B (Core 0 + Core 1)	Active Chain(s):	0+1

Test Frequency (MHz)	PSD (dBm / MHz)					Limit (dBm)	Margin (dB)
	A	B	C	D	∑		
5260 (RU106.53)	3.01	3.49	-	-	6.27	8.38	-2.11
5300 (RU106.53)	2.66	3.27	-	-	5.99	8.38	-2.40
5320 (RU106.54)	3.45	3.31	-	-	6.39	8.38	-1.99

Table 469 - FCC Maximum Power Spectral Density Results

Test Configuration			
Frequency Range:	5.470-5.725 GHz	Band:	U-NII-2C
Limit Clause(s):	15.407 (a)(2)	Test Method(s):	C63.10 12.4.2.4 C63.10 12.6
Additional Reference(s):	662911 D01 v02r01 F)2)f)(ii), 662911 D01 v02r01 E)2)b)		
Note(s):	DCCF was added to the spectrum analyser reference level offset.		

DUT Configuration			
Mode:	802.11ax HE20 RU52	Duty Cycle (%):	97.0
Modulation Coding Scheme:	MCS2x1	DCCF (dB):	0.13
Antenna Configuration:	MIMO CDD	Peak Antenna Gain (dBi):	6.51
Active Port(s):	A+B (Core 0 + Core 1)	Active Chain(s):	0+1

Test Frequency (MHz)	PSD (dBm / MHz)					Limit (dBm)	Margin (dB)
	A	B	C	D	∑		
5500 (RU52.37)	5.71	5.39	-	-	8.57	10.49	-1.92
5580 (RU52.37)	5.68	5.46	-	-	8.58	10.49	-1.91
5700 (RU52.40)	2.52	2.50	-	-	5.52	10.49	-4.97
5720 (RU52.39)	5.20	5.12	-	-	8.17	10.49	-2.32

Table 470 - FCC Maximum Power Spectral Density Results

Test Configuration			
Frequency Range:	5.470-5.725 GHz	Band:	U-NII-2C
Limit Clause(s):	15.407 (a)(2)	Test Method(s):	C63.10 12.4.2.4 C63.10 12.6
Additional Reference(s):	662911 D01 v02r01 F)2)f)(ii), 662911 D01 v02r01 E)2)b)		
Note(s):	DCCF was added to the spectrum analyser reference level offset.		

DUT Configuration			
Mode:	802.11ax HE20 RU106	Duty Cycle (%):	97.8
Modulation Coding Scheme:	MCS2x1	DCCF (dB):	0.10
Antenna Configuration:	MIMO CDD	Peak Antenna Gain (dBi):	6.51
Active Port(s):	A+B (Core 0 + Core 1)	Active Chain(s):	0+1

Test Frequency (MHz)	PSD (dBm / MHz)					Limit (dBm)	Margin (dB)
	A	B	C	D	∑		
5500 (RU106.53)	5.56	5.81	-	-	8.70	10.49	-1.79
5580 (RU106.53)	5.70	5.82	-	-	8.77	10.49	-1.71
5700 (RU106.54)	5.28	5.29	-	-	8.30	10.49	-2.19
5720 (RU106.53)	5.24	5.47	-	-	8.37	10.49	-2.12

Table 471 - FCC Maximum Power Spectral Density Results

Test Configuration			
Frequency Range:	5.725-5.850 GHz	Band:	U-NII-3
Limit Clause(s):	15.407 (a)(3)	Test Method(s):	C63.10 12.4.2.4 C63.10 12.6
Additional Reference(s):	662911 D01 v02r01 F)2)f)(ii), 662911 D01 v02r01 E)2)b)		
Note(s):	DCCF was added to the spectrum analyser reference level offset.		

DUT Configuration			
Mode:	802.11ax HE20 RU26	Duty Cycle (%):	97.1
Modulation Coding Scheme:	MCS2x1	DCCF (dB):	0.13
Antenna Configuration:	MIMO CDD	Peak Antenna Gain (dBi):	7.16
Active Port(s):	A+B (Core 0 + Core 1)	Active Chain(s):	0+1

Test Frequency (MHz)	PSD (dBm / 500 kHz)					Limit (dBm)	Margin (dB)
	A	B	C	D	∑		
5745 (RU26.0)	7.69	7.53	-	-	10.62	28.84	-18.22
5785 (RU26.0)	7.43	7.06	-	-	10.26	28.84	-18.58
5825 (RU26.8)	7.72	7.29	-	-	10.52	28.84	-18.32

Table 472 - Maximum Power Spectral Density Results

Test Configuration			
Frequency Range:	5.725-5.850 GHz	Band:	U-NII-3
Limit Clause(s):	15.407 (a)(3)	Test Method(s):	C63.10 12.4.2.4 C63.10 12.6
Additional Reference(s):	662911 D01 v02r01 F)2)f)(ii), 662911 D01 v02r01 E)2)b)		
Note(s):	DCCF was added to the spectrum analyser reference level offset.		

DUT Configuration			
Mode:	802.11ax HE20 RU52	Duty Cycle (%):	97.0
Modulation Coding Scheme:	MCS2x1	DCCF (dB):	0.13
Antenna Configuration:	MIMO CDD	Peak Antenna Gain (dBi):	7.16
Active Port(s):	A+B (Core 0 + Core 1)	Active Chain(s):	0+1

Test Frequency (MHz)	PSD (dBm / 500 kHz)					Limit (dBm)	Margin (dB)
	A	B	C	D	∑		
5720 (RU52.40)	2.75	2.71	-	-	5.74	28.84	-23.10
5745 (RU52.37)	8.17	7.83	-	-	11.02	28.84	-17.82
5785 (RU52.37)	7.52	7.23	-	-	10.39	28.84	-18.45
5825 (RU52.40)	7.80	7.69	-	-	10.76	28.84	-18.08

Table 473 - Maximum Power Spectral Density Results

Test Configuration			
Frequency Range:	5.725-5.850 GHz	Band:	U-NII-3
Limit Clause(s):	15.407 (a)(3)	Test Method(s):	C63.10 12.4.2.4 C63.10 12.6
Additional Reference(s):	662911 D01 v02r01 F)2)f)(ii), 662911 D01 v02r01 E)2)b)		
Note(s):	DCCF was added to the spectrum analyser reference level offset.		

DUT Configuration			
Mode:	802.11ax HE20 RU106	Duty Cycle (%):	97.8
Modulation Coding Scheme:	MCS2x1	DCCF (dB):	0.10
Antenna Configuration:	MIMO CDD	Peak Antenna Gain (dBi):	7.16
Active Port(s):	A+B (Core 0 + Core 1)	Active Chain(s):	0+1

Test Frequency (MHz)	PSD (dBm / 500 kHz)					Limit (dBm)	Margin (dB)
	A	B	C	D	∑		
5720 (RU106.54)	2.18	2.50	-	-	5.35	28.84	-23.49
5745 (RU106.53)	8.00	7.60	-	-	10.82	28.84	-18.02
5785 (RU106.53)	7.87	7.83	-	-	10.86	28.84	-17.98
5825 (RU106.54)	7.88	7.54	-	-	10.72	28.84	-18.12

Table 474 - Maximum Power Spectral Density Results

MIMO SDM

Test Configuration			
Frequency Range:	5.150-5.250 GHz	Band:	U-NII-1
Limit Clause(s):	15.407 (a)(1)(iv)	Test Method(s):	C63.10 12.4.2.4 C63.10 12.6
Additional Reference(s):	662911 D01 v02r01 F)2)d)(ii), 662911 D01 v02r01 E)2)b)		
Note(s):	DCCF was added to the spectrum analyser reference level offset.		

DUT Configuration			
Mode:	802.11n HT20	Duty Cycle (%):	92.5
Modulation Coding Scheme:	MCS10	DCCF (dB):	0.34
Antenna Configuration:	MIMO SDM	Peak Antenna Gain (dBi):	4.56
Active Port(s):	A+B (Core 0 + Core 1)	Active Chain(s):	0+1

Test Frequency (MHz)	PSD (dBm / MHz)					Limit (dBm)	Margin (dB)
	A	B	C	D	∑		
5180	6.09	6.15	-	-	9.13	11.00	-1.87
5220	6.20	6.09	-	-	9.15	11.00	-1.85
5240	6.07	6.27	-	-	9.18	11.00	-1.82

Table 475 - FCC Maximum Power Spectral Density Results

Test Configuration			
Frequency Range:	5.150-5.250 GHz	Band:	U-NII-1
Limit Clause(s):	15.407 (a)(1)(iv)	Test Method(s):	C63.10 12.4.2.4 C63.10 12.6
Additional Reference(s):	662911 D01 v02r01 F)2)d)(ii), 662911 D01 v02r01 E)2)b)		
Note(s):	DCCF was added to the spectrum analyser reference level offset.		

DUT Configuration			
Mode:	802.11n HT40	Duty Cycle (%):	88.9
Modulation Coding Scheme:	MCS10	DCCF (dB):	0.51
Antenna Configuration:	MIMO SDM	Peak Antenna Gain (dBi):	4.56
Active Port(s):	A+B (Core 0 + Core 1)	Active Chain(s):	0+1

Test Frequency (MHz)	PSD (dBm / MHz)					Limit (dBm)	Margin (dB)
	A	B	C	D	∑		
5190	3.94	3.81	-	-	6.89	11.00	-4.11
5230	5.38	5.69	-	-	8.55	11.00	-2.45

Table 476 - FCC Maximum Power Spectral Density Results

Test Configuration			
Frequency Range:	5.150-5.250 GHz	Band:	U-NII-1
Limit Clause(s):	15.407 (a)(1)(iv)	Test Method(s):	C63.10 12.4.2.4 C63.10 12.6
Additional Reference(s):	662911 D01 v02r01 F)2)d)(ii), 662911 D01 v02r01 E)2)b)		
Note(s):	DCCF was added to the spectrum analyser reference level offset.		

DUT Configuration			
Mode:	802.11ac VHT80	Duty Cycle (%):	84.0
Modulation Coding Scheme:	MCS2x2	DCCF (dB):	0.76
Antenna Configuration:	MIMO SDM	Peak Antenna Gain (dBi):	4.56
Active Port(s):	A+B (Core 0 + Core 1)	Active Chain(s):	0+1

Test Frequency (MHz)	PSD (dBm / MHz)					Limit (dBm)	Margin (dB)
	A	B	C	D	∑		
5210	-0.83	-1.33	-	-	1.93	11.00	-9.07

Table 477 - FCC Maximum Power Spectral Density Results

Test Configuration			
Frequency Range:	5.150-5.250 GHz	Band:	U-NII-1
Limit Clause(s):	15.407 (a)(1)(iv)	Test Method(s):	C63.10 12.4.2.4 C63.10 12.6
Additional Reference(s):	662911 D01 v02r01 F)2)d)(ii), 662911 D01 v02r01 E)2)b)		
Note(s):	DCCF was added to the spectrum analyser reference level offset.		

DUT Configuration			
Mode:	802.11ac VHT160	Duty Cycle (%):	79.5
Modulation Coding Scheme:	MCS2x2	DCCF (dB):	1.00
Antenna Configuration:	MIMO SDM	Peak Antenna Gain (dBi):	4.56
Active Port(s):	A+B (Core 0 + Core 1)	Active Chain(s):	0+1

Test Frequency (MHz)	PSD (dBm / MHz)					Limit (dBm)	Margin (dB)
	A	B	C	D	∑		
5250	-9.40	-9.44	-	-	-6.41	11.00	-17.41

Table 478 - FCC Maximum Power Spectral Density Results

Test Configuration			
Frequency Range:	5.150-5.250 GHz	Band:	U-NII-1
Limit Clause(s):	15.407 (a)(1)(iv)	Test Method(s):	C63.10 12.4.2.4 C63.10 12.6
Additional Reference(s):	662911 D01 v02r01 F)2)d)(ii), 662911 D01 v02r01 E)2)b)		
Note(s):	DCCF was added to the spectrum analyser reference level offset.		

DUT Configuration			
Mode:	802.11ax HE20 SU	Duty Cycle (%):	95.5
Modulation Coding Scheme:	MCS2x2	DCCF (dB):	0.20
Antenna Configuration:	MIMO SDM	Peak Antenna Gain (dBi):	4.56
Active Port(s):	A+B (Core 0 + Core 1)	Active Chain(s):	0+1

Test Frequency (MHz)	PSD (dBm / MHz)					Limit (dBm)	Margin (dB)
	A	B	C	D	∑		
5180	6.09	5.82	-	-	8.97	11.00	-2.03
5220	5.73	5.92	-	-	8.83	11.00	-2.17
5240	6.19	6.02	-	-	9.11	11.00	-1.89

Table 479 - FCC Maximum Power Spectral Density Results

Test Configuration			
Frequency Range:	5.150-5.250 GHz	Band:	U-NII-1
Limit Clause(s):	15.407 (a)(1)(iv)	Test Method(s):	C63.10 12.4.2.4 C63.10 12.6
Additional Reference(s):	662911 D01 v02r01 F)2)d)(ii), 662911 D01 v02r01 E)2)b)		
Note(s):	DCCF was added to the spectrum analyser reference level offset.		

DUT Configuration			
Mode:	802.11ax HE40 SU	Duty Cycle (%):	95.4
Modulation Coding Scheme:	MCS2x2	DCCF (dB):	0.20
Antenna Configuration:	MIMO SDM	Peak Antenna Gain (dBi):	4.56
Active Port(s):	A+B (Core 0 + Core 1)	Active Chain(s):	0+1

Test Frequency (MHz)	PSD (dBm / MHz)					Limit (dBm)	Margin (dB)
	A	B	C	D	∑		
5190	2.57	2.42	-	-	5.50	11.00	-5.50
5230	5.65	5.62	-	-	8.65	11.00	-2.35

Table 480 - FCC Maximum Power Spectral Density Results

Test Configuration			
Frequency Range:	5.150-5.250 GHz	Band:	U-NII-1
Limit Clause(s):	15.407 (a)(1)(iv)	Test Method(s):	C63.10 12.4.2.4 C63.10 12.6
Additional Reference(s):	662911 D01 v02r01 F)2)d)(ii), 662911 D01 v02r01 E)2)b)		
Note(s):	DCCF was added to the spectrum analyser reference level offset.		

DUT Configuration			
Mode:	802.11ax HE80 SU	Duty Cycle (%):	95.4
Modulation Coding Scheme:	MCS2x2	DCCF (dB):	0.20
Antenna Configuration:	MIMO SDM	Peak Antenna Gain (dBi):	4.56
Active Port(s):	A+B (Core 0 + Core 1)	Active Chain(s):	0+1

Test Frequency (MHz)	PSD (dBm / MHz)					Limit (dBm)	Margin (dB)
	A	B	C	D	∑		
5210	-1.55	-1.56	-	-	1.46	11.00	-9.54

Table 481 - FCC Maximum Power Spectral Density Results

Test Configuration			
Frequency Range:	5.150-5.250 GHz	Band:	U-NII-1
Limit Clause(s):	15.407 (a)(1)(iv)	Test Method(s):	C63.10 12.4.2.4 C63.10 12.6
Additional Reference(s):	662911 D01 v02r01 F)2)d)(ii), 662911 D01 v02r01 E)2)b)		
Note(s):	DCCF was added to the spectrum analyser reference level offset.		

DUT Configuration			
Mode:	802.11ax HE160 SU	Duty Cycle (%):	92.8
Modulation Coding Scheme:	MCS2x2	DCCF (dB):	0.33
Antenna Configuration:	MIMO SDM	Peak Antenna Gain (dBi):	4.56
Active Port(s):	A+B (Core 0 + Core 1)	Active Chain(s):	0+1

Test Frequency (MHz)	PSD (dBm / MHz)					Limit (dBm)	Margin (dB)
	A	B	C	D	∑		
5250	-9.40	-8.59	-	-	-5.97	11.00	-16.97

Table 482 - FCC Maximum Power Spectral Density Results

Test Configuration			
Frequency Range:	5.250-5.350 GHz	Band:	U-NII-2A
Limit Clause(s):	15.407 (a)(2)	Test Method(s):	C63.10 12.4.2.4 C63.10 12.6
Additional Reference(s):	662911 D01 v02r01 F)2)d)(ii), 662911 D01 v02r01 E)2)b)		
Note(s):	DCCF was added to the spectrum analyser reference level offset.		

DUT Configuration			
Mode:	802.11n HT20	Duty Cycle (%):	94.0
Modulation Coding Scheme:	MCS10	DCCF (dB):	0.27
Antenna Configuration:	MIMO SDM	Peak Antenna Gain (dBi):	5.76
Active Port(s):	A+B (Core 0 + Core 1)	Active Chain(s):	0+1

Test Frequency (MHz)	PSD (dBm / MHz)					Limit (dBm)	Margin (dB)
	A	B	C	D	∑		
5260	6.28	5.97	-	-	9.14	11.00	-1.86
5300	6.08	5.95	-	-	9.02	11.00	-1.98
5320	6.43	6.60	-	-	9.53	11.00	-1.47

Table 483 - Maximum Power Spectral Density Results

Test Configuration			
Frequency Range:	5.250-5.350 GHz	Band:	U-NII-2A
Limit Clause(s):	15.407 (a)(2)	Test Method(s):	C63.10 12.4.2.4 C63.10 12.6
Additional Reference(s):	662911 D01 v02r01 F)2)d)(ii), 662911 D01 v02r01 E)2)b)		
Note(s):	DCCF was added to the spectrum analyser reference level offset.		

DUT Configuration			
Mode:	802.11n HT40	Duty Cycle (%):	89.7
Modulation Coding Scheme:	MCS10	DCCF (dB):	0.47
Antenna Configuration:	MIMO SDM	Peak Antenna Gain (dBi):	5.76
Active Port(s):	A+B (Core 0 + Core 1)	Active Chain(s):	0+1

Test Frequency (MHz)	PSD (dBm / MHz)					Limit (dBm)	Margin (dB)
	A	B	C	D	∑		
5270	5.66	5.85	-	-	8.77	11.00	-2.23
5310	1.67	1.26	-	-	4.48	11.00	-6.52

Table 484 - Maximum Power Spectral Density Results

Test Configuration			
Frequency Range:	5.250-5.350 GHz	Band:	U-NII-2A
Limit Clause(s):	15.407 (a)(2)	Test Method(s):	C63.10 12.4.2.4 C63.10 12.6
Additional Reference(s):	662911 D01 v02r01 F)2)d)(ii), 662911 D01 v02r01 E)2)b)		
Note(s):	DCCF was added to the spectrum analyser reference level offset.		

DUT Configuration			
Mode:	802.11ac VHT80	Duty Cycle (%):	83.6
Modulation Coding Scheme:	MCS2x2	DCCF (dB):	0.78
Antenna Configuration:	MIMO SDM	Peak Antenna Gain (dBi):	5.76
Active Port(s):	A+B (Core 0 + Core 1)	Active Chain(s):	0+1

Test Frequency (MHz)	PSD (dBm / MHz)					Limit (dBm)	Margin (dB)
	A	B	C	D	∑		
5290	-3.61	-3.71	-	-	-0.65	11.00	-11.65

Table 485 - Maximum Power Spectral Density Results

Test Configuration			
Frequency Range:	5.250-5.350 GHz	Band:	U-NII-2A
Limit Clause(s):	15.407 (a)(2)	Test Method(s):	C63.10 12.4.2.4 C63.10 12.6
Additional Reference(s):	662911 D01 v02r01 F)2)d)(ii), 662911 D01 v02r01 E)2)b)		
Note(s):	DCCF was added to the spectrum analyser reference level offset.		

DUT Configuration			
Mode:	802.11ac VHT160	Duty Cycle (%):	79.5
Modulation Coding Scheme:	MCS2x2	DCCF (dB):	1.00
Antenna Configuration:	MIMO SDM	Peak Antenna Gain (dBi):	5.76
Active Port(s):	A+B (Core 0 + Core 1)	Active Chain(s):	0+1

Test Frequency (MHz)	PSD (dBm / MHz)					Limit (dBm)	Margin (dB)
	A	B	C	D	∑		
5250	-9.10	-9.06	-	-	-6.07	11.00	-17.07

Table 486 - Maximum Power Spectral Density Results

Test Configuration			
Frequency Range:	5.250-5.350 GHz	Band:	U-NII-2A
Limit Clause(s):	15.407 (a)(2)	Test Method(s):	C63.10 12.4.2.4 C63.10 12.6
Additional Reference(s):	662911 D01 v02r01 F)2)d)(ii), 662911 D01 v02r01 E)2)b)		
Note(s):	DCCF was added to the spectrum analyser reference level offset.		

DUT Configuration			
Mode:	802.11ax HE20 SU	Duty Cycle (%):	95.7
Modulation Coding Scheme:	MCS2x2	DCCF (dB):	0.19
Antenna Configuration:	MIMO SDM	Peak Antenna Gain (dBi):	5.76
Active Port(s):	A+B (Core 0 + Core 1)	Active Chain(s):	0+1

Test Frequency (MHz)	PSD (dBm / MHz)					Limit (dBm)	Margin (dB)
	A	B	C	D	∑		
5260	6.15	5.78	-	-	8.98	11.00	-2.02
5300	6.01	5.72	-	-	8.88	11.00	-2.12
5320	6.58	5.96	-	-	9.29	11.00	-1.71

Table 487 - Maximum Power Spectral Density Results

Test Configuration			
Frequency Range:	5.250-5.350 GHz	Band:	U-NII-2A
Limit Clause(s):	15.407 (a)(2)	Test Method(s):	C63.10 12.4.2.4 C63.10 12.6
Additional Reference(s):	662911 D01 v02r01 F)2)d)(ii), 662911 D01 v02r01 E)2)b)		
Note(s):	DCCF was added to the spectrum analyser reference level offset.		

DUT Configuration			
Mode:	802.11ax HE40 SU	Duty Cycle (%):	95.7
Modulation Coding Scheme:	MCS2x2	DCCF (dB):	0.19
Antenna Configuration:	MIMO SDM	Peak Antenna Gain (dBi):	5.76
Active Port(s):	A+B (Core 0 + Core 1)	Active Chain(s):	0+1

Test Frequency (MHz)	PSD (dBm / MHz)					Limit (dBm)	Margin (dB)
	A	B	C	D	∑		
5270	5.23	5.28	-	-	8.26	11.00	-2.74
5310	0.41	0.39	-	-	3.41	11.00	-7.59

Table 488 - Maximum Power Spectral Density Results

Test Configuration			
Frequency Range:	5.250-5.350 GHz	Band:	U-NII-2A
Limit Clause(s):	15.407 (a)(2)	Test Method(s):	C63.10 12.4.2.4 C63.10 12.6
Additional Reference(s):	662911 D01 v02r01 F)2)d)(ii), 662911 D01 v02r01 E)2)b)		
Note(s):	DCCF was added to the spectrum analyser reference level offset.		

DUT Configuration			
Mode:	802.11ax HE80 SU	Duty Cycle (%):	95.3
Modulation Coding Scheme:	MCS2x2	DCCF (dB):	0.21
Antenna Configuration:	MIMO SDM	Peak Antenna Gain (dBi):	5.76
Active Port(s):	A+B (Core 0 + Core 1)	Active Chain(s):	0+1

Test Frequency (MHz)	PSD (dBm / MHz)					Limit (dBm)	Margin (dB)
	A	B	C	D	∑		
5290	-3.86	-4.39	-	-	-1.11	11.00	-12.11

Table 489 - Maximum Power Spectral Density Results

Test Configuration			
Frequency Range:	5.250-5.350 GHz	Band:	U-NII-2A
Limit Clause(s):	15.407 (a)(2)	Test Method(s):	C63.10 12.4.2.4 C63.10 12.6
Additional Reference(s):	662911 D01 v02r01 F)2)d)(ii), 662911 D01 v02r01 E)2)b)		
Note(s):	DCCF was added to the spectrum analyser reference level offset.		

DUT Configuration			
Mode:	802.11ax HE160 SU	Duty Cycle (%):	92.8
Modulation Coding Scheme:	MCS2x2	DCCF (dB):	0.33
Antenna Configuration:	MIMO SDM	Peak Antenna Gain (dBi):	5.76
Active Port(s):	A+B (Core 0 + Core 1)	Active Chain(s):	0+1

Test Frequency (MHz)	PSD (dBm / MHz)					Limit (dBm)	Margin (dB)
	A	B	C	D	∑		
5250	-9.07	-8.87	-	-	-5.96	11.00	-16.96

Table 490 - Maximum Power Spectral Density Results

Test Configuration			
Frequency Range:	5.470-5.725 GHz	Band:	U-NII-2C
Limit Clause(s):	15.407 (a)(2)	Test Method(s):	C63.10 12.4.2.4 C63.10 12.6
Additional Reference(s):	662911 D01 v02r01 F)2)d)(ii), 662911 D01 v02r01 E)2)b)		
Note(s):	DCCF was added to the spectrum analyser reference level offset.		

DUT Configuration			
Mode:	802.11n HT20	Duty Cycle (%):	93.9
Modulation Coding Scheme:	MCS10	DCCF (dB):	0.27
Antenna Configuration:	MIMO SDM	Peak Antenna Gain (dBi):	3.50
Active Port(s):	A+B (Core 0 + Core 1)	Active Chain(s):	0+1

Test Frequency (MHz)	PSD (dBm / MHz)					Limit (dBm)	Margin (dB)
	A	B	C	D	∑		
5500	6.21	5.64	-	-	8.94	11.00	-2.06
5580	6.53	6.19	-	-	9.38	11.00	-1.62
5700	6.22	5.93	-	-	9.09	11.00	-1.91
5720	6.43	6.45	-	-	9.45	11.00	-1.55

Table 491 - Maximum Power Spectral Density Results

Test Configuration			
Frequency Range:	5.470-5.725 GHz	Band:	U-NII-2C
Limit Clause(s):	15.407 (a)(2)	Test Method(s):	C63.10 12.4.2.4 C63.10 12.6
Additional Reference(s):	662911 D01 v02r01 F)2)d)(ii), 662911 D01 v02r01 E)2)b)		
Note(s):	DCCF was added to the spectrum analyser reference level offset.		

DUT Configuration			
Mode:	802.11n HT40	Duty Cycle (%):	89.7
Modulation Coding Scheme:	MCS10	DCCF (dB):	0.47
Antenna Configuration:	MIMO SDM	Peak Antenna Gain (dBi):	3.50
Active Port(s):	A+B (Core 0 + Core 1)	Active Chain(s):	0+1

Test Frequency (MHz)	PSD (dBm / MHz)					Limit (dBm)	Margin (dB)
	A	B	C	D	∑		
5510	4.21	3.42	-	-	6.84	11.00	-4.16
5550	6.22	5.58	-	-	8.92	11.00	-2.08
5670	4.25	4.04	-	-	7.16	11.00	-3.84
5710	6.08	6.27	-	-	9.19	11.00	-1.81

Table 492 - Maximum Power Spectral Density Results

Test Configuration			
Frequency Range:	5.470-5.725 GHz	Band:	U-NII-2C
Limit Clause(s):	15.407 (a)(2)	Test Method(s):	C63.10 12.4.2.4 C63.10 12.6
Additional Reference(s):	662911 D01 v02r01 F)2)d)(ii), 662911 D01 v02r01 E)2)b)		
Note(s):	DCCF was added to the spectrum analyser reference level offset.		

DUT Configuration			
Mode:	802.11ac VHT80	Duty Cycle (%):	83.4
Modulation Coding Scheme:	MCS2x2	DCCF (dB):	0.79
Antenna Configuration:	MIMO SDM	Peak Antenna Gain (dBi):	3.50
Active Port(s):	A+B (Core 0 + Core 1)	Active Chain(s):	0+1

Test Frequency (MHz)	PSD (dBm / MHz)					Limit (dBm)	Margin (dB)
	A	B	C	D	∑		
5530	-1.78	-1.97	-	-	1.13	11.00	-9.87
5610	3.32	3.15	-	-	6.24	11.00	-4.76
5690	3.73	3.40	-	-	6.58	11.00	-4.42

Table 493 - Maximum Power Spectral Density Results

Test Configuration			
Frequency Range:	5.470-5.725 GHz	Band:	U-NII-2C
Limit Clause(s):	15.407 (a)(2)	Test Method(s):	C63.10 12.4.2.4 C63.10 12.6
Additional Reference(s):	662911 D01 v02r01 F)2)d)(ii), 662911 D01 v02r01 E)2)b)		
Note(s):	DCCF was added to the spectrum analyser reference level offset.		

DUT Configuration			
Mode:	802.11ac VHT160	Duty Cycle (%):	79.1
Modulation Coding Scheme:	MCS2x2	DCCF (dB):	1.02
Antenna Configuration:	MIMO SDM	Peak Antenna Gain (dBi):	3.50
Active Port(s):	A+B (Core 0 + Core 1)	Active Chain(s):	0+1

Test Frequency (MHz)	PSD (dBm / MHz)					Limit (dBm)	Margin (dB)
	A	B	C	D	∑		
5570	-9.60	-9.36	-	-	-6.47	11.00	-17.47

Table 494 - Maximum Power Spectral Density Results

Test Configuration			
Frequency Range:	5.470-5.725 GHz	Band:	U-NII-2C
Limit Clause(s):	15.407 (a)(2)	Test Method(s):	C63.10 12.4.2.4 C63.10 12.6
Additional Reference(s):	662911 D01 v02r01 F)2)d)(ii), 662911 D01 v02r01 E)2)b)		
Note(s):	DCCF was added to the spectrum analyser reference level offset.		

DUT Configuration			
Mode:	802.11ax HE20 SU	Duty Cycle (%):	95.6
Modulation Coding Scheme:	MCS2x2	DCCF (dB):	0.19
Antenna Configuration:	MIMO SDM	Peak Antenna Gain (dBi):	3.50
Active Port(s):	A+B (Core 0 + Core 1)	Active Chain(s):	0+1

Test Frequency (MHz)	PSD (dBm / MHz)					Limit (dBm)	Margin (dB)
	A	B	C	D	∑		
5500	5.86	5.36	-	-	8.63	11.00	-2.37
5580	6.26	5.73	-	-	9.01	11.00	-1.99
5700	2.56	2.30	-	-	5.44	11.00	-5.56
5720	6.10	6.08	-	-	9.10	11.00	-1.90

Table 495 - Maximum Power Spectral Density Results

Test Configuration			
Frequency Range:	5.470-5.725 GHz	Band:	U-NII-2C
Limit Clause(s):	15.407 (a)(2)	Test Method(s):	C63.10 12.4.2.4 C63.10 12.6
Additional Reference(s):	662911 D01 v02r01 F)2)d)(ii), 662911 D01 v02r01 E)2)b)		
Note(s):	DCCF was added to the spectrum analyser reference level offset.		

DUT Configuration			
Mode:	802.11ax HE40 SU	Duty Cycle (%):	95.7
Modulation Coding Scheme:	MCS2x2	DCCF (dB):	0.19
Antenna Configuration:	MIMO SDM	Peak Antenna Gain (dBi):	3.50
Active Port(s):	A+B (Core 0 + Core 1)	Active Chain(s):	0+1

Test Frequency (MHz)	PSD (dBm / MHz)					Limit (dBm)	Margin (dB)
	A	B	C	D	∑		
5510	2.67	2.16	-	-	5.43	11.00	-5.57
5550	6.23	5.34	-	-	8.82	11.00	-2.18
5670	3.88	3.56	-	-	6.73	11.00	-4.27
5710	6.03	5.44	-	-	8.75	11.00	-2.25

Table 496 - Maximum Power Spectral Density Results

Test Configuration			
Frequency Range:	5.470-5.725 GHz	Band:	U-NII-2C
Limit Clause(s):	15.407 (a)(2)	Test Method(s):	C63.10 12.4.2.4 C63.10 12.6
Additional Reference(s):	662911 D01 v02r01 F)2)d)(ii), 662911 D01 v02r01 E)2)b)		
Note(s):	DCCF was added to the spectrum analyser reference level offset.		

DUT Configuration			
Mode:	802.11ax HE80 SU	Duty Cycle (%):	95.3
Modulation Coding Scheme:	MCS2x2	DCCF (dB):	0.21
Antenna Configuration:	MIMO SDM	Peak Antenna Gain (dBi):	3.50
Active Port(s):	A+B (Core 0 + Core 1)	Active Chain(s):	0+1

Test Frequency (MHz)	PSD (dBm / MHz)					Limit (dBm)	Margin (dB)
	A	B	C	D	∑		
5530	-2.61	-3.14	-	-	0.14	11.00	-10.86
5610	3.54	3.17	-	-	6.37	11.00	-4.63
5690	3.75	3.38	-	-	6.58	11.00	-4.42

Table 497 - Maximum Power Spectral Density Results

Test Configuration			
Frequency Range:	5.470-5.725 GHz	Band:	U-NII-2C
Limit Clause(s):	15.407 (a)(2)	Test Method(s):	C63.10 12.4.2.4 C63.10 12.6
Additional Reference(s):	662911 D01 v02r01 F)2)d)(ii), 662911 D01 v02r01 E)2)b)		
Note(s):	DCCF was added to the spectrum analyser reference level offset.		

DUT Configuration			
Mode:	802.11ax HE160 SU	Duty Cycle (%):	92.7
Modulation Coding Scheme:	MCS2x2	DCCF (dB):	0.33
Antenna Configuration:	MIMO SDM	Peak Antenna Gain (dBi):	3.50
Active Port(s):	A+B (Core 0 + Core 1)	Active Chain(s):	0+1

Test Frequency (MHz)	PSD (dBm / MHz)					Limit (dBm)	Margin (dB)
	A	B	C	D	∑		
5570	-8.79	-9.56	-	-	-6.15	11.00	-17.15

Table 498 - Maximum Power Spectral Density Results

Test Configuration			
Frequency Range:	5.725-5.850 GHz	Band:	U-NII-3
Limit Clause(s):	15.407 (a)(3)	Test Method(s):	C63.10 12.4.2.4 C63.10 12.6
Additional Reference(s):	662911 D01 v02r01 F)2)d)(ii), 662911 D01 v02r01 E)2)b)		
Note(s):	DCCF was added to the spectrum analyser reference level offset.		

DUT Configuration			
Mode:	802.11n HT20	Duty Cycle (%):	94.3
Modulation Coding Scheme:	MCS10	DCCF (dB):	0.26
Antenna Configuration:	MIMO SDM	Peak Antenna Gain (dBi):	4.15
Active Port(s):	A+B (Core 0 + Core 1)	Active Chain(s):	0+1

Test Frequency (MHz)	PSD (dBm / 500 kHz)					Limit (dBm)	Margin (dB)
	A	B	C	D	∑		
5720	1.49	1.47	-	-	4.49	30.00	-25.51
5745	8.05	7.78	-	-	10.93	30.00	-19.07
5785	7.81	7.69	-	-	10.76	30.00	-19.24
5825	8.37	7.98	-	-	11.19	30.00	-18.81

Table 499 - Maximum Power Spectral Density Results

Test Configuration			
Frequency Range:	5.725-5.850 GHz	Band:	U-NII-3
Limit Clause(s):	15.407 (a)(3)	Test Method(s):	C63.10 12.4.2.4 C63.10 12.6
Additional Reference(s):	662911 D01 v02r01 F)2)d)(ii), 662911 D01 v02r01 E)2)b)		
Note(s):	DCCF was added to the spectrum analyser reference level offset.		

DUT Configuration			
Mode:	802.11n HT40	Duty Cycle (%):	90.0
Modulation Coding Scheme:	MCS10	DCCF (dB):	0.46
Antenna Configuration:	MIMO SDM	Peak Antenna Gain (dBi):	4.15
Active Port(s):	A+B (Core 0 + Core 1)	Active Chain(s):	0+1

Test Frequency (MHz)	PSD (dBm / 500 kHz)					Limit (dBm)	Margin (dB)
	A	B	C	D	∑		
5710	-0.13	0.45	-	-	3.18	30.00	-26.82
5755	5.29	5.09	-	-	8.20	30.00	-21.80
5795	4.88	4.93	-	-	7.92	30.00	-22.08

Table 500 - Maximum Power Spectral Density Results

Test Configuration			
Frequency Range:	5.725-5.850 GHz	Band:	U-NII-3
Limit Clause(s):	15.407 (a)(3)	Test Method(s):	C63.10 12.4.2.4 C63.10 12.6
Additional Reference(s):	662911 D01 v02r01 F)2)d)(ii), 662911 D01 v02r01 E)2)b)		
Note(s):	DCCF was added to the spectrum analyser reference level offset.		

DUT Configuration			
Mode:	802.11ac VHT80	Duty Cycle (%):	84.4
Modulation Coding Scheme:	MCS2x2	DCCF (dB):	0.74
Antenna Configuration:	MIMO SDM	Peak Antenna Gain (dBi):	4.15
Active Port(s):	A+B (Core 0 + Core 1)	Active Chain(s):	0+1

Test Frequency (MHz)	PSD (dBm / 500 kHz)					Limit (dBm)	Margin (dB)
	A	B	C	D	∑		
5690	-2.55	-2.28	-	-	0.60	30.00	-29.40
5775	-1.06	-1.08	-	-	1.94	30.00	-28.06

Table 501 - Maximum Power Spectral Density Results

Test Configuration			
Frequency Range:	5.725-5.850 GHz	Band:	U-NII-3
Limit Clause(s):	15.407 (a)(3)	Test Method(s):	C63.10 12.4.2.4 C63.10 12.6
Additional Reference(s):	662911 D01 v02r01 F)2)d)(ii), 662911 D01 v02r01 E)2)b)		
Note(s):	DCCF was added to the spectrum analyser reference level offset.		

DUT Configuration			
Mode:	802.11ax HE20 SU	Duty Cycle (%):	95.9
Modulation Coding Scheme:	MCS2x2	DCCF (dB):	0.18
Antenna Configuration:	MIMO SDM	Peak Antenna Gain (dBi):	4.15
Active Port(s):	A+B (Core 0 + Core 1)	Active Chain(s):	0+1

Test Frequency (MHz)	PSD (dBm / 500 kHz)					Limit (dBm)	Margin (dB)
	A	B	C	D	∑		
5720	1.36	1.25	-	-	4.31	30.00	-25.69
5745	8.30	7.94	-	-	11.13	30.00	-18.87
5785	7.93	7.63	-	-	10.79	30.00	-19.21
5825	8.00	8.14	-	-	11.08	30.00	-18.92

Table 502 - Maximum Power Spectral Density Results

Test Configuration			
Frequency Range:	5.725-5.850 GHz	Band:	U-NII-3
Limit Clause(s):	15.407 (a)(3)	Test Method(s):	C63.10 12.4.2.4 C63.10 12.6
Additional Reference(s):	662911 D01 v02r01 F)2)d)(ii), 662911 D01 v02r01 E)2)b)		
Note(s):	DCCF was added to the spectrum analyser reference level offset.		

DUT Configuration			
Mode:	802.11ax HE40 SU	Duty Cycle (%):	95.8
Modulation Coding Scheme:	MCS2x2	DCCF (dB):	0.19
Antenna Configuration:	MIMO SDM	Peak Antenna Gain (dBi):	4.15
Active Port(s):	A+B (Core 0 + Core 1)	Active Chain(s):	0+1

Test Frequency (MHz)	PSD (dBm / 500 kHz)					Limit (dBm)	Margin (dB)
	A	B	C	D	∑		
5710	-0.08	-0.03	-	-	2.96	30.00	-27.04
5755	5.15	5.19	-	-	8.18	30.00	-21.82
5795	5.22	4.85	-	-	8.05	30.00	-21.95

Table 503 - Maximum Power Spectral Density Results

Test Configuration			
Frequency Range:	5.725-5.850 GHz	Band:	U-NII-3
Limit Clause(s):	15.407 (a)(3)	Test Method(s):	C63.10 12.4.2.4 C63.10 12.6
Additional Reference(s):	662911 D01 v02r01 F)2)d)(ii), 662911 D01 v02r01 E)2)b)		
Note(s):	DCCF was added to the spectrum analyser reference level offset.		

DUT Configuration			
Mode:	802.11ax HE80 SU	Duty Cycle (%):	95.6
Modulation Coding Scheme:	MCS2x2	DCCF (dB):	0.20
Antenna Configuration:	MIMO SDM	Peak Antenna Gain (dBi):	4.15
Active Port(s):	A+B (Core 0 + Core 1)	Active Chain(s):	0+1

Test Frequency (MHz)	PSD (dBm / 500 kHz)					Limit (dBm)	Margin (dB)
	A	B	C	D	∑		
5690	-3.09	-3.08	-	-	-0.07	30.00	-30.07
5775	-0.09	-0.79	-	-	2.58	30.00	-27.42

Table 504 - Maximum Power Spectral Density Results

Test Configuration			
Frequency Range:	5.150-5.250 GHz	Band:	U-NII-1
Limit Clause(s):	15.407 (a)(1)(iv)	Test Method(s):	C63.10 12.4.2.4 C63.10 12.6
Additional Reference(s):	662911 D01 v02r01 F)2)d)(ii), 662911 D01 v02r01 E)2)b)		
Note(s):	DCCF was added to the spectrum analyser reference level offset.		

DUT Configuration			
Mode:	802.11ax HE20 RU26	Duty Cycle (%):	97.2
Modulation Coding Scheme:	MCS2x2	DCCF (dB):	0.12
Antenna Configuration:	MIMO SDM	Peak Antenna Gain (dBi):	4.56
Active Port(s):	A+B (Core 0 + Core 1)	Active Chain(s):	0+1

Test Frequency (MHz)	PSD (dBm / MHz)					Limit (dBm)	Margin (dB)
	A	B	C	D	∑		
5180 (RU26.0)	6.04	5.66	-	-	8.87	11.00	-2.13
5220 (RU26.0)	5.72	5.61	-	-	8.68	11.00	-2.32
5240 (RU26.8)	5.99	5.57	-	-	8.80	11.00	-2.20

Table 505 - FCC Maximum Power Spectral Density Results

Test Configuration			
Frequency Range:	5.150-5.250 GHz	Band:	U-NII-1
Limit Clause(s):	15.407 (a)(1)(iv)	Test Method(s):	C63.10 12.4.2.4 C63.10 12.6
Additional Reference(s):	662911 D01 v02r01 F)2)d)(ii), 662911 D01 v02r01 E)2)b)		
Note(s):	DCCF was added to the spectrum analyser reference level offset.		

DUT Configuration			
Mode:	802.11ax HE20 RU52	Duty Cycle (%):	97.0
Modulation Coding Scheme:	MCS2x2	DCCF (dB):	0.13
Antenna Configuration:	MIMO SDM	Peak Antenna Gain (dBi):	4.56
Active Port(s):	A+B (Core 0 + Core 1)	Active Chain(s):	0+1

Test Frequency (MHz)	PSD (dBm / MHz)					Limit (dBm)	Margin (dB)
	A	B	C	D	∑		
5180 (RU52.37)	6.18	6.67	-	-	9.44	11.00	-1.56
5220 (RU52.37)	5.99	6.26	-	-	9.14	11.00	-1.86
5240 (RU52.40)	6.00	6.27	-	-	9.15	11.00	-1.85

Table 506 - FCC Maximum Power Spectral Density Results

Test Configuration			
Frequency Range:	5.150-5.250 GHz	Band:	U-NII-1
Limit Clause(s):	15.407 (a)(1)(iv)	Test Method(s):	C63.10 12.4.2.4 C63.10 12.6
Additional Reference(s):	662911 D01 v02r01 F)2)d)(ii), 662911 D01 v02r01 E)2)b)		
Note(s):	DCCF was added to the spectrum analyser reference level offset.		

DUT Configuration			
Mode:	802.11ax HE20 RU106	Duty Cycle (%):	97.3
Modulation Coding Scheme:	MCS2x2	DCCF (dB):	0.12
Antenna Configuration:	MIMO SDM	Peak Antenna Gain (dBi):	4.56
Active Port(s):	A+B (Core 0 + Core 1)	Active Chain(s):	0+1

Test Frequency (MHz)	PSD (dBm / MHz)					Limit (dBm)	Margin (dB)
	A	B	C	D	∑		
5180 (RU106.53)	6.11	6.57	-	-	9.36	11.00	-1.64
5220 (RU106.53)	5.90	6.30	-	-	9.11	11.00	-1.89
5240 (RU106.54)	6.13	6.28	-	-	9.22	11.00	-1.78

Table 507 - FCC Maximum Power Spectral Density Results

Test Configuration			
Frequency Range:	5.250-5.350 GHz	Band:	U-NII-2A
Limit Clause(s):	15.407 (a)(2)	Test Method(s):	C63.10 12.4.2.4 C63.10 12.6
Additional Reference(s):	662911 D01 v02r01 F)2)d)(ii), 662911 D01 v02r01 E)2)b)		
Note(s):	DCCF was added to the spectrum analyser reference level offset.		

DUT Configuration			
Mode:	802.11ax HE20 RU52	Duty Cycle (%):	97.1
Modulation Coding Scheme:	MCS2x2	DCCF (dB):	0.13
Antenna Configuration:	MIMO SDM	Peak Antenna Gain (dBi):	5.76
Active Port(s):	A+B (Core 0 + Core 1)	Active Chain(s):	0+1

Test Frequency (MHz)	PSD (dBm / MHz)					Limit (dBm)	Margin (dB)
	A	B	C	D	∑		
5260 (RU52.37)	5.86	6.04	-	-	8.96	11.00	-2.04
5300 (RU52.37)	5.25	5.86	-	-	8.58	11.00	-2.42
5320 (RU52.40)	5.98	6.34	-	-	9.17	11.00	-1.83

Table 508 - Maximum Power Spectral Density Results

Test Configuration			
Frequency Range:	5.250-5.350 GHz	Band:	U-NII-2A
Limit Clause(s):	15.407 (a)(2)	Test Method(s):	C63.10 12.4.2.4 C63.10 12.6
Additional Reference(s):	662911 D01 v02r01 F)2)d)(ii), 662911 D01 v02r01 E)2)b)		
Note(s):	DCCF was added to the spectrum analyser reference level offset.		

DUT Configuration			
Mode:	802.11ax HE20 RU106	Duty Cycle (%):	97.7
Modulation Coding Scheme:	MCS2x2	DCCF (dB):	0.10
Antenna Configuration:	MIMO SDM	Peak Antenna Gain (dBi):	5.76
Active Port(s):	A+B (Core 0 + Core 1)	Active Chain(s):	0+1

Test Frequency (MHz)	PSD (dBm / MHz)					Limit (dBm)	Margin (dB)
	A	B	C	D	∑		
5260 (RU106.53)	5.80	6.35	-	-	9.09	11.00	-1.91
5300 (RU106.53)	5.82	6.18	-	-	9.01	11.00	-1.99
5320 (RU106.54)	6.02	6.28	-	-	9.16	11.00	-1.84

Table 509 - Maximum Power Spectral Density Results

Test Configuration			
Frequency Range:	5.470-5.725 GHz	Band:	U-NII-2C
Limit Clause(s):	15.407 (a)(2)	Test Method(s):	C63.10 12.4.2.4 C63.10 12.6
Additional Reference(s):	662911 D01 v02r01 F)2)d)(ii), 662911 D01 v02r01 E)2)b)		
Note(s):	DCCF was added to the spectrum analyser reference level offset.		

DUT Configuration			
Mode:	802.11ax HE20 RU52	Duty Cycle (%):	97.1
Modulation Coding Scheme:	MCS2x2	DCCF (dB):	0.13
Antenna Configuration:	MIMO SDM	Peak Antenna Gain (dBi):	3.50
Active Port(s):	A+B (Core 0 + Core 1)	Active Chain(s):	0+1

Test Frequency (MHz)	PSD (dBm / MHz)					Limit (dBm)	Margin (dB)
	A	B	C	D	∑		
5500 (RU52.37)	6.37	6.01	-	-	9.21	11.00	-1.79
5580 (RU52.37)	6.51	6.28	-	-	9.41	11.00	-1.59
5700 (RU52.40)	2.92	3.04	-	-	5.99	11.00	-5.01
5720 (RU52.39)	5.54	6.13	-	-	8.86	11.00	-2.14

Table 510 - Maximum Power Spectral Density Results

Test Configuration			
Frequency Range:	5.470-5.725 GHz	Band:	U-NII-2C
Limit Clause(s):	15.407 (a)(2)	Test Method(s):	C63.10 12.4.2.4 C63.10 12.6
Additional Reference(s):	662911 D01 v02r01 F)2)d)(ii), 662911 D01 v02r01 E)2)b)		
Note(s):	DCCF was added to the spectrum analyser reference level offset.		

DUT Configuration			
Mode:	802.11ax HE20 RU106	Duty Cycle (%):	97.7
Modulation Coding Scheme:	MCS2x2	DCCF (dB):	0.10
Antenna Configuration:	MIMO SDM	Peak Antenna Gain (dBi):	3.50
Active Port(s):	A+B (Core 0 + Core 1)	Active Chain(s):	0+1

Test Frequency (MHz)	PSD (dBm / MHz)					Limit (dBm)	Margin (dB)
	A	B	C	D	∑		
5500 (RU106.53)	5.81	6.08	-	-	8.96	11.00	-2.04
5580 (RU106.53)	6.70	6.42	-	-	9.57	11.00	-1.43
5700 (RU106.54)	5.18	5.33	-	-	8.26	11.00	-2.74
5720 (RU106.53)	5.92	6.12	-	-	9.03	11.00	-1.97

Table 511 - Maximum Power Spectral Density Results

Test Configuration			
Frequency Range:	5.725-5.850 GHz	Band:	U-NII-3
Limit Clause(s):	15.407 (a)(3)	Test Method(s):	C63.10 12.4.2.4 C63.10 12.6
Additional Reference(s):	662911 D01 v02r01 F)2)d)(ii), 662911 D01 v02r01 E)2)b)		
Note(s):	DCCF was added to the spectrum analyser reference level offset.		

DUT Configuration			
Mode:	802.11ax HE20 RU26	Duty Cycle (%):	97.1
Modulation Coding Scheme:	MCS2x2	DCCF (dB):	0.13
Antenna Configuration:	MIMO SDM	Peak Antenna Gain (dBi):	4.15
Active Port(s):	A+B (Core 0 + Core 1)	Active Chain(s):	0+1

Test Frequency (MHz)	PSD (dBm / 500 kHz)					Limit (dBm)	Margin (dB)
	A	B	C	D	∑		
5745 (RU26.0)	7.63	7.31	-	-	10.48	30.00	-19.52
5785 (RU26.0)	7.51	7.22	-	-	10.38	30.00	-19.62
5825 (RU26.8)	7.39	7.63	-	-	10.52	30.00	-19.48

Table 512 - Maximum Power Spectral Density Results

Test Configuration			
Frequency Range:	5.725-5.850 GHz	Band:	U-NII-3
Limit Clause(s):	15.407 (a)(3)	Test Method(s):	C63.10 12.4.2.4 C63.10 12.6
Additional Reference(s):	662911 D01 v02r01 F)2)d)(ii), 662911 D01 v02r01 E)2)b)		
Note(s):	DCCF was added to the spectrum analyser reference level offset.		

DUT Configuration			
Mode:	802.11ax HE20 RU52	Duty Cycle (%):	97.0
Modulation Coding Scheme:	MCS2x2	DCCF (dB):	0.13
Antenna Configuration:	MIMO SDM	Peak Antenna Gain (dBi):	4.15
Active Port(s):	A+B (Core 0 + Core 1)	Active Chain(s):	0+1

Test Frequency (MHz)	PSD (dBm / 500 kHz)					Limit (dBm)	Margin (dB)
	A	B	C	D	∑		
5720 (RU52.40)	2.83	3.44	-	-	6.16	30.00	-23.84
5745 (RU52.37)	7.88	7.43	-	-	10.67	30.00	-19.33
5785 (RU52.37)	7.52	7.38	-	-	10.46	30.00	-19.54
5825 (RU52.40)	7.95	7.88	-	-	10.93	30.00	-19.07

Table 513 - Maximum Power Spectral Density Results

Test Configuration			
Frequency Range:	5.725-5.850 GHz	Band:	U-NII-3
Limit Clause(s):	15.407 (a)(3)	Test Method(s):	C63.10 12.4.2.4 C63.10 12.6
Additional Reference(s):	662911 D01 v02r01 F)2)d)(ii), 662911 D01 v02r01 E)2)b)		
Note(s):	DCCF was added to the spectrum analyser reference level offset.		

DUT Configuration			
Mode:	802.11ax HE20 RU106	Duty Cycle (%):	97.8
Modulation Coding Scheme:	MCS2x2	DCCF (dB):	0.10
Antenna Configuration:	MIMO SDM	Peak Antenna Gain (dBi):	4.15
Active Port(s):	A+B (Core 0 + Core 1)	Active Chain(s):	0+1

Test Frequency (MHz)	PSD (dBm / 500 kHz)					Limit (dBm)	Margin (dB)
	A	B	C	D	∑		
5720 (RU106.54)	3.00	2.96	-	-	5.99	30.00	-24.01
5745 (RU106.53)	7.68	7.79	-	-	10.75	30.00	-19.25
5785 (RU106.53)	7.54	7.80	-	-	10.68	30.00	-19.32
5825 (RU106.54)	7.91	7.38	-	-	10.66	30.00	-19.34

Table 514 - Maximum Power Spectral Density Results

TxBF

Test Configuration			
Frequency Range:	5.150-5.250 GHz	Band:	U-NII-1
Limit Clause(s):	15.407 (a)(1)(iv)	Test Method(s):	C63.10 12.4.2.4 C63.10 12.6
Additional Reference(s):	662911 D01 v02r01 F)2)d)(i), 662911 D01 v02r01 E)2)b)		
Note(s):	DCCF was added to the spectrum analyser reference level offset.		

DUT Configuration			
Mode:	802.11ac VHT20	Duty Cycle (%):	83.2
Modulation Coding Scheme:	MCS2x1	DCCF (dB):	0.80
Antenna Configuration:	TxBF	Peak Antenna Gain (dBi):	7.42
Active Port(s):	A+B (Core 0 + Core 1)	Active Chain(s):	0+1

Test Frequency (MHz)	PSD (dBm / MHz)					Limit (dBm)	Margin (dB)
	A	B	C	D	∑		
5180	4.76	4.79	-	-	7.79	9.58	-1.80
5220	5.20	4.56	-	-	7.90	9.58	-1.68
5240	4.84	4.86	-	-	7.86	9.58	-1.72

Table 515 - FCC Maximum Power Spectral Density Results

Test Configuration			
Frequency Range:	5.150-5.250 GHz	Band:	U-NII-1
Limit Clause(s):	15.407 (a)(1)(iv)	Test Method(s):	C63.10 12.4.2.4 C63.10 12.6
Additional Reference(s):	662911 D01 v02r01 F)2)d)(i), 662911 D01 v02r01 E)2)b)		
Note(s):	DCCF was added to the spectrum analyser reference level offset.		

DUT Configuration			
Mode:	802.11ac VHT40	Duty Cycle (%):	84.6
Modulation Coding Scheme:	MCS2x1	DCCF (dB):	0.73
Antenna Configuration:	TxBF	Peak Antenna Gain (dBi):	7.42
Active Port(s):	A+B (Core 0 + Core 1)	Active Chain(s):	0+1

Test Frequency (MHz)	PSD (dBm / MHz)					Limit (dBm)	Margin (dB)
	A	B	C	D	∑		
5190	2.56	2.40	-	-	5.49	9.58	-4.09
5230	5.00	4.21	-	-	7.64	9.58	-1.95

Table 516 - FCC Maximum Power Spectral Density Results

Test Configuration			
Frequency Range:	5.150-5.250 GHz	Band:	U-NII-1
Limit Clause(s):	15.407 (a)(1)(iv)	Test Method(s):	C63.10 12.4.2.4 C63.10 12.6
Additional Reference(s):	662911 D01 v02r01 F)2)d)(i), 662911 D01 v02r01 E)2)b)		
Note(s):	DCCF was added to the spectrum analyser reference level offset.		

DUT Configuration			
Mode:	802.11ac VHT80	Duty Cycle (%):	89.3
Modulation Coding Scheme:	MCS2x1	DCCF (dB):	0.49
Antenna Configuration:	TxBF	Peak Antenna Gain (dBi):	7.42
Active Port(s):	A+B (Core 0 + Core 1)	Active Chain(s):	0+1

Test Frequency (MHz)	PSD (dBm / MHz)					Limit (dBm)	Margin (dB)
	A	B	C	D	∑		
5210	-2.31	-1.69	-	-	1.02	9.58	-8.56

Table 517 - FCC Maximum Power Spectral Density Results

Test Configuration			
Frequency Range:	5.250-5.350 GHz	Band:	U-NII-2A
Limit Clause(s):	15.407 (a)(2)	Test Method(s):	C63.10 12.4.2.4 C63.10 12.6
Additional Reference(s):	662911 D01 v02r01 F)2)d)(i), 662911 D01 v02r01 E)2)b)		
Note(s):	DCCF was added to the spectrum analyser reference level offset.		

DUT Configuration			
Mode:	802.11ac VHT20	Duty Cycle (%):	88.9
Modulation Coding Scheme:	MCS2x1	DCCF (dB):	0.51
Antenna Configuration:	TxBF	Peak Antenna Gain (dBi):	8.62
Active Port(s):	A+B (Core 0 + Core 1)	Active Chain(s):	0+1

Test Frequency (MHz)	PSD (dBm / MHz)					Limit (dBm)	Margin (dB)
	A	B	C	D	∑		
5260	4.30	2.99	-	-	6.71	8.38	-1.68
5300	3.73	2.95	-	-	6.37	8.38	-2.02
5320	3.43	2.43	-	-	5.97	8.38	-2.41

Table 518 - FCC Maximum Power Spectral Density Results

Test Configuration			
Frequency Range:	5.250-5.350 GHz	Band:	U-NII-2A
Limit Clause(s):	15.407 (a)(2)	Test Method(s):	C63.10 12.4.2.4 C63.10 12.6
Additional Reference(s):	662911 D01 v02r01 F)2)d)(i), 662911 D01 v02r01 E)2)b)		
Note(s):	DCCF was added to the spectrum analyser reference level offset.		

DUT Configuration			
Mode:	802.11ac VHT40	Duty Cycle (%):	89.0
Modulation Coding Scheme:	MCS2x1	DCCF (dB):	0.51
Antenna Configuration:	TxBF	Peak Antenna Gain (dBi):	8.62
Active Port(s):	A+B (Core 0 + Core 1)	Active Chain(s):	0+1

Test Frequency (MHz)	PSD (dBm / MHz)					Limit (dBm)	Margin (dB)
	A	B	C	D	∑		
5270	3.78	2.14	-	-	6.05	8.38	-2.34
5310	0.80	-0.11	-	-	3.38	8.38	-5.00

Table 519 - FCC Maximum Power Spectral Density Results

Test Configuration			
Frequency Range:	5.250-5.350 GHz	Band:	U-NII-2A
Limit Clause(s):	15.407 (a)(2)	Test Method(s):	C63.10 12.4.2.4 C63.10 12.6
Additional Reference(s):	662911 D01 v02r01 F)2)d)(i), 662911 D01 v02r01 E)2)b)		
Note(s):	DCCF was added to the spectrum analyser reference level offset.		

DUT Configuration			
Mode:	802.11ac VHT80	Duty Cycle (%):	88.1
Modulation Coding Scheme:	MCS2x1	DCCF (dB):	0.55
Antenna Configuration:	TxBF	Peak Antenna Gain (dBi):	8.62
Active Port(s):	A+B (Core 0 + Core 1)	Active Chain(s):	0+1

Test Frequency (MHz)	PSD (dBm / MHz)					Limit (dBm)	Margin (dB)
	A	B	C	D	∑		
5290	-4.13	-4.81	-	-	-1.45	8.38	-9.83

Table 520 - FCC Maximum Power Spectral Density Results

Test Configuration			
Frequency Range:	5.470-5.725 GHz	Band:	U-NII-2C
Limit Clause(s):	15.407 (a)(2)	Test Method(s):	C63.10 12.4.2.4 C63.10 12.6
Additional Reference(s):	662911 D01 v02r01 F)2)d)(i), 662911 D01 v02r01 E)2)b)		
Note(s):	DCCF was added to the spectrum analyser reference level offset.		

DUT Configuration			
Mode:	802.11ac VHT20	Duty Cycle (%):	0.6
Modulation Coding Scheme:	MCS2x1	DCCF (dB):	22.60
Antenna Configuration:	TxBF	Peak Antenna Gain (dBi):	6.51
Active Port(s):	A+B (Core 0 + Core 1)	Active Chain(s):	0+1

Test Frequency (MHz)	PSD (dBm / MHz)					Limit (dBm)	Margin (dB)
	A	B	C	D	∑		
5500	6.30	5.97	-	-	9.15	10.49	-1.34
5600	5.52	5.46	-	-	8.50	10.49	-1.99
5700	3.01	2.99	-	-	6.01	10.49	-4.48
5720	5.95	5.34	-	-	8.67	10.49	-1.82

Table 521 - FCC Maximum Power Spectral Density Results

Test Configuration			
Frequency Range:	5.470-5.725 GHz	Band:	U-NII-2C
Limit Clause(s):	15.407 (a)(2)	Test Method(s):	C63.10 12.4.2.4 C63.10 12.6
Additional Reference(s):	662911 D01 v02r01 F)2)d)(i), 662911 D01 v02r01 E)2)b)		
Note(s):	DCCF was added to the spectrum analyser reference level offset.		

DUT Configuration			
Mode:	802.11ac VHT40	Duty Cycle (%):	88.3
Modulation Coding Scheme:	MCS2x1	DCCF (dB):	0.54
Antenna Configuration:	TxBF	Peak Antenna Gain (dBi):	6.51
Active Port(s):	A+B (Core 0 + Core 1)	Active Chain(s):	0+1

Test Frequency (MHz)	PSD (dBm / MHz)					Limit (dBm)	Margin (dB)
	A	B	C	D	∑		
5510	1.17	0.90	-	-	4.05	10.49	-6.44
5590	5.37	6.57	-	-	9.02	10.49	-1.47
5670	3.63	2.78	-	-	6.24	10.49	-4.25
5710	4.88	4.22	-	-	7.57	10.49	-2.92

Table 522 - FCC Maximum Power Spectral Density Results

Test Configuration			
Frequency Range:	5.470-5.725 GHz	Band:	U-NII-2C
Limit Clause(s):	15.407 (a)(2)	Test Method(s):	C63.10 12.4.2.4 C63.10 12.6
Additional Reference(s):	662911 D01 v02r01 F)2)d)(i), 662911 D01 v02r01 E)2)b)		
Note(s):	DCCF was added to the spectrum analyser reference level offset.		

DUT Configuration			
Mode:	802.11ac VHT80	Duty Cycle (%):	89.2
Modulation Coding Scheme:	MCS2x1	DCCF (dB):	0.50
Antenna Configuration:	TxBF	Peak Antenna Gain (dBi):	6.51
Active Port(s):	A+B (Core 0 + Core 1)	Active Chain(s):	0+1

Test Frequency (MHz)	PSD (dBm / MHz)					Limit (dBm)	Margin (dB)
	A	B	C	D	∑		
5530	-3.16	-3.49	-	-	-0.31	10.49	-10.80
5610	1.86	1.39	-	-	4.64	10.49	-5.84
5690	1.07	0.93	-	-	4.01	10.49	-6.47

Table 523 - FCC Maximum Power Spectral Density Results

Test Configuration			
Frequency Range:	5.725-5.850 GHz	Band:	U-NII-3
Limit Clause(s):	15.407 (a)(3)	Test Method(s):	C63.10 12.4.2.4 C63.10 12.6
Additional Reference(s):	662911 D01 v02r01 F)2)d)(i), 662911 D01 v02r01 E)2)b)		
Note(s):	DCCF was added to the spectrum analyser reference level offset.		

DUT Configuration			
Mode:	802.11ac VHT20	Duty Cycle (%):	87.0
Modulation Coding Scheme:	MCS2x1	DCCF (dB):	0.60
Antenna Configuration:	TxBF	Peak Antenna Gain (dBi):	7.16
Active Port(s):	A+B (Core 0 + Core 1)	Active Chain(s):	0+1

Test Frequency (MHz)	PSD (dBm / 500 kHz)					Limit (dBm)	Margin (dB)
	A	B	C	D	∑		
5720	1.75	0.14	-	-	4.03	28.84	-24.81
5745	8.80	8.11	-	-	11.48	28.84	-17.36
5785	8.04	7.98	-	-	11.02	28.84	-17.82
5825	10.68	7.94	-	-	12.53	28.84	-16.31

Table 524 - Maximum Power Spectral Density Results

Test Configuration			
Frequency Range:	5.725-5.850 GHz	Band:	U-NII-3
Limit Clause(s):	15.407 (a)(3)	Test Method(s):	C63.10 12.4.2.4 C63.10 12.6
Additional Reference(s):	662911 D01 v02r01 F)2)d)(i), 662911 D01 v02r01 E)2)b)		
Note(s):	DCCF was added to the spectrum analyser reference level offset.		

DUT Configuration			
Mode:	802.11ac VHT40	Duty Cycle (%):	86.1
Modulation Coding Scheme:	MCS2x1	DCCF (dB):	0.65
Antenna Configuration:	TxBF	Peak Antenna Gain (dBi):	7.16
Active Port(s):	A+B (Core 0 + Core 1)	Active Chain(s):	0+1

Test Frequency (MHz)	PSD (dBm / 500 kHz)					Limit (dBm)	Margin (dB)
	A	B	C	D	∑		
5710	-0.38	-1.56	-	-	2.08	28.84	-26.76
5755	4.90	3.40	-	-	7.22	28.84	-21.62
5795	6.00	4.96	-	-	8.52	28.84	-20.32

Table 525 - Maximum Power Spectral Density Results

Test Configuration			
Frequency Range:	5.725-5.850 GHz	Band:	U-NII-3
Limit Clause(s):	15.407 (a)(3)	Test Method(s):	C63.10 12.4.2.4 C63.10 12.6
Additional Reference(s):	662911 D01 v02r01 F)2)d)(i), 662911 D01 v02r01 E)2)b)		
Note(s):	DCCF was added to the spectrum analyser reference level offset.		

DUT Configuration			
Mode:	802.11ac VHT80	Duty Cycle (%):	90.5
Modulation Coding Scheme:	MCS2x1	DCCF (dB):	0.43
Antenna Configuration:	TxBF	Peak Antenna Gain (dBi):	7.16
Active Port(s):	A+B (Core 0 + Core 1)	Active Chain(s):	0+1

Test Frequency (MHz)	PSD (dBm / 500 kHz)					Limit (dBm)	Margin (dB)
	A	B	C	D	∑		
5690	-8.38	-5.20	-	-	-3.49	29.49	-32.98
5775	-1.66	-1.97	-	-	1.19	28.84	-27.65

Table 526 - Maximum Power Spectral Density Results

FCC 47 CFR Part 15E, Limit Clause 15.407(a)

Condition of Operation	Frequency Range (MHz)			
	5150-5250	5250-5350	5470-5725	5725-5850
Max Conducted Power Spectral Density	17 dBm/MHz for master device 11 dBm/MHz for mobile/portable client device	11 dBm/MHz		30 dBm/500 kHz

Table 527

2.4.7 Test Location and Test Equipment Used

This test was carried out in RF Chamber 18.

Instrument	Manufacturer	Type No.	TE No.	Calibration Period (months)	Calibration Expiry Date
Hygrometer	Rotronic	I-1000	3068	12	07-Nov-2024
1800-6000 MHz Power Splitter	Mini-Circuits	ZN2PD-63-S+	4055	-	O/P Mon
AC Programmable Power Supply	iTech	IT7324	5225	-	O/P Mon
Attenuator 5W 30dB DC-18GHz	Aaren	AT40A-4041-D18-30	5505	12	22-Feb-2025
MXA Signal Analyser	Keysight Technologies	N9020B	5529	24	13-Dec-2024
Digital Multimeter	Fluke	115	6145	12	06-Jun-2025
Cable (SMA to SMA 3m)	Junkosha	MWX221-03000AMSAMS/A	6317	12	23-May-2025
Signal Conditioning Unit	TUV SUD	SPECTRUM_SCU001	6426	12	07-Feb-2025
Directional Coupler 2-8GHz	RF-Lambda	RFDC2G8G10	6447	-	O/P Mon
Directional Coupler 2-8GHz	RF-Lambda	RFDC2G8G10	6448	-	O/P Mon
WiFi 6E Tri-Band Gaming Router	Asus	GT-AXE110000	6694	-	TU
10dB attenuator	Pasternack	PE-7013-10	6728	12	07-Jan-2025
10dB attenuator	RF-Lambda	RFS5G08B10SMF	6730	12	07-Jan-2025
SCU Cable Assembly	TUV SUD	SPECTRUM_SCU_CA	6752	12	06-Feb-2025
SCU Cable Assembly	TUV SUD	SPECTRUM_SCU_CA	6753	12	06-Feb-2025

Table 528

TU - Traceability Unscheduled
O/P Mon - Output Monitored using calibrated equipment

2.5 Authorised Band Edges

2.5.1 Specification Reference

FCC 47 CFR Part 15E, Clause 15.407 (b)

2.5.2 Equipment Under Test and Modification State

A3401, S/N: JVJC362FKV - Modification State 0
A3401, S/N: D097W7KM29 - Modification State 0
A3401, S/N: H56R7RH7PK - Modification State 0

2.5.3 Date of Test

04-September-2024 to 29-September-2024

2.5.4 Test Method

The test was performed in accordance with ANSI C63.10, clause 6.6.

EIRP limits were converted to field strength at 3 m using the following formula:

Field Strength (dBµV/m at 3 m) = EIRP (dBm) + 95.2 dB

Authorised band edge measurements were performed, with the device operating in SISO and MIMO configurations, across the various modes supported by the device.

The measurements displayed within this report, have been limited to those modes which have been shown to be worst case.

Further measurements are held on file by TÜV SÜD and are available if required.

2.5.5 Environmental Conditions

Ambient Temperature	21.0 - 23.0 °C
Relative Humidity	44.4 - 50.8 %

2.5.6 Test Results

5 GHz WLAN

20 MHz Bandwidth - Core 0 (SISO)

Mode	Data Rate/ MCS	Resource Size	Resource Index	TX Frequency (MHz)	Band Edge Frequency (MHz)	Peak Level (dBµV/m)
802.11a	54 Mbps	-	-	5500	5470	61.87
802.11n HT20	MCS 2	-	-	5500	5470	59.84
802.11ax HE20	MCS 2x1	SU	-	5500	5470	60.35
802.11ax HE20	MCS 11x1	52	37	5500	5470	58.29
802.11a	24 Mbps	-	-	5745	5725	58.77
802.11n HT20	MCS 7	-	-	5745	5725	58.50
802.11ax HE20	MCS 2x1	SU	-	5745	5725	58.28
802.11ax HE20	MCS 11x1	106	53	5745	5725	57.88
802.11a	12 Mbps	-	-	5700	5725	60.45
802.11n HT20	MCS 2	-	-	5700	5725	60.20
802.11ax HE20	MCS 2x1	SU	-	5700	5725	60.13
802.11ax HE20	MCS 11x1	52	37	5700	5725	60.65
802.11a	24 Mbps	-	-	5825	5850	58.61
802.11n HT20	MCS 4	-	-	5825	5850	58.31
802.11ax HE20	MCS 4x1	SU	-	5825	5850	58.46
802.11ax HE20	MCS 11x1	52	37	5825	5850	58.08

Table 529 - SISO Authorised Band Edge Results

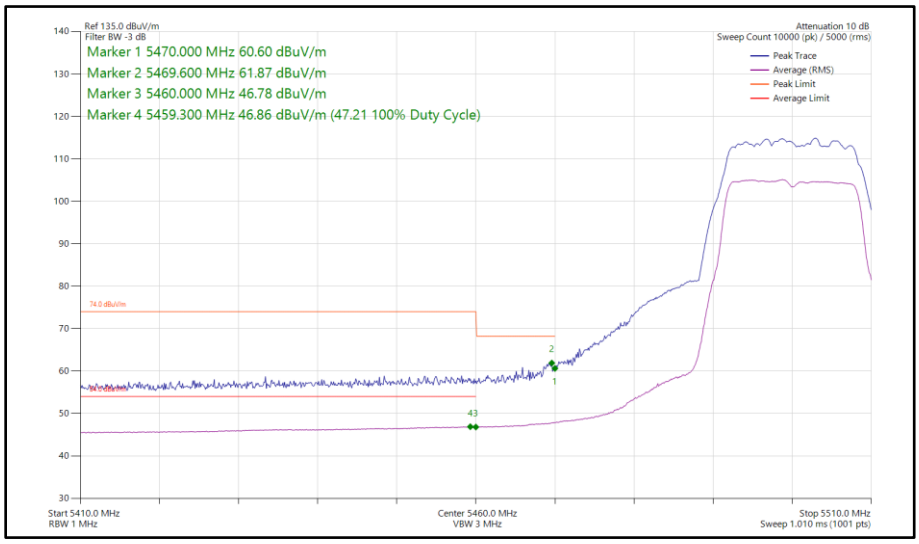

Figure 260 - 802.11a, SISO, Core 0 - 5500 MHz
Band Edge Frequency 5470 MHz

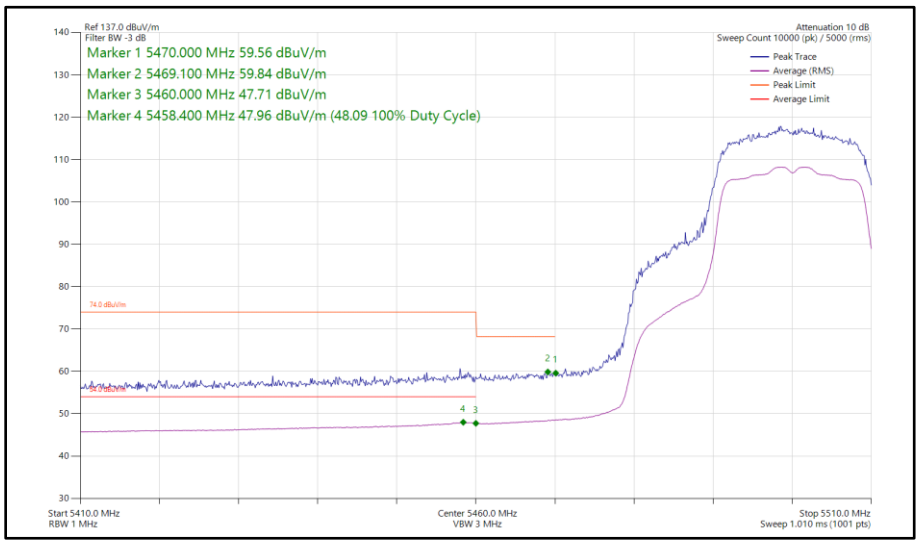

Figure 261 - 802.11n HT20, SISO, Core 0 - 5500 MHz
Band Edge Frequency 5470 MHz

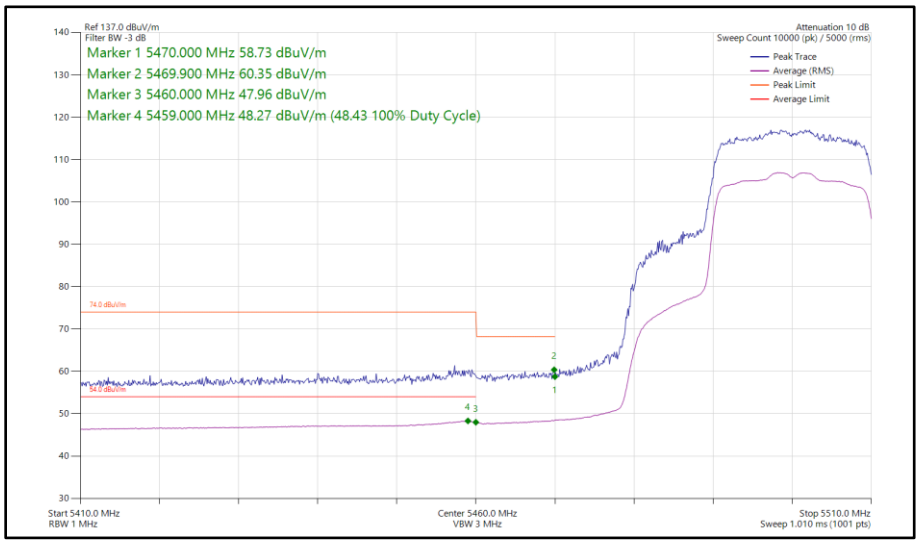

Figure 262 - 802.11ax HE20, SU, SISO, Core 0 - 5500 MHz
Band Edge Frequency 5470 MHz

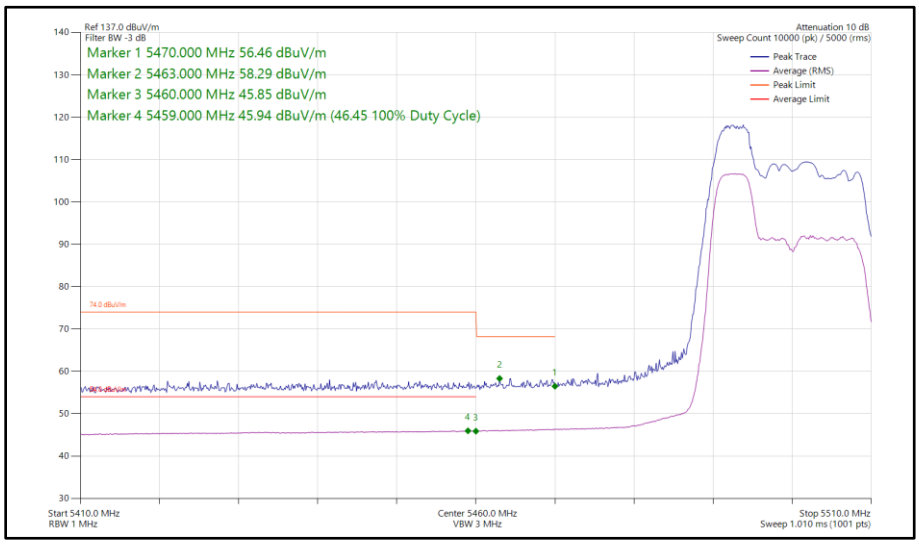

Figure 263 - 802.11ax HE20, RU 52-37, SISO, Core 0 - 5500 MHz Band Edge Frequency 5470 MHz

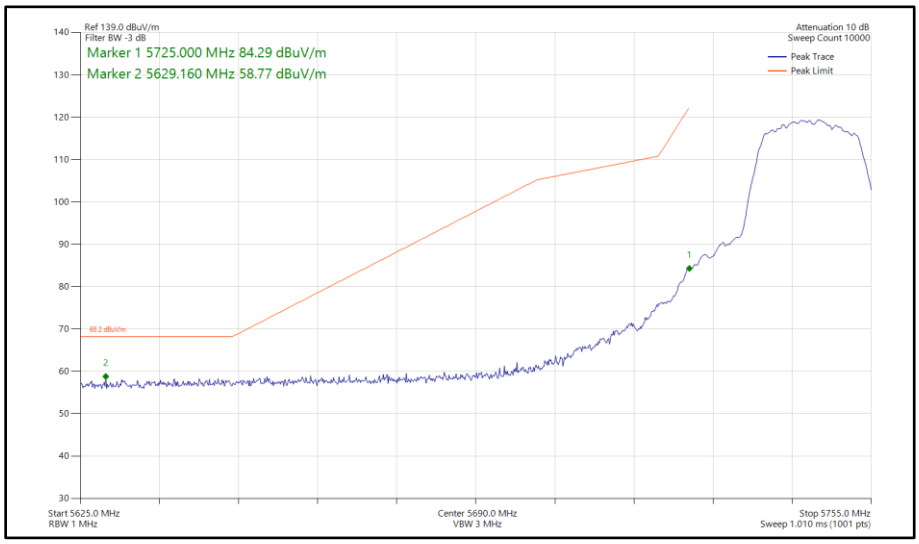

Figure 264 - 802.11a, SISO, Core 0 - 5745 MHz Band Edge Frequency 5725 MHz

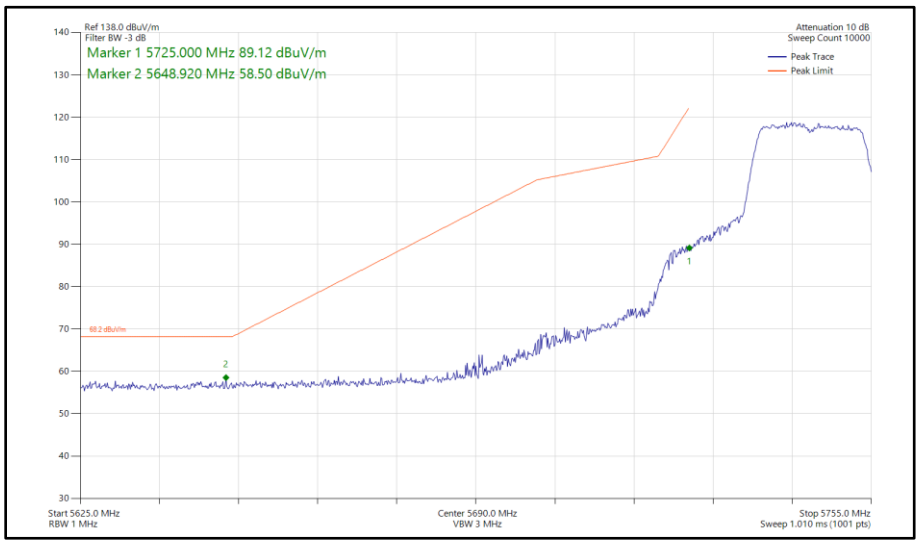

Figure 265 - 802.11n HT20, SISO, Core 0 - 5745 MHz
Band Edge Frequency 5725 MHz

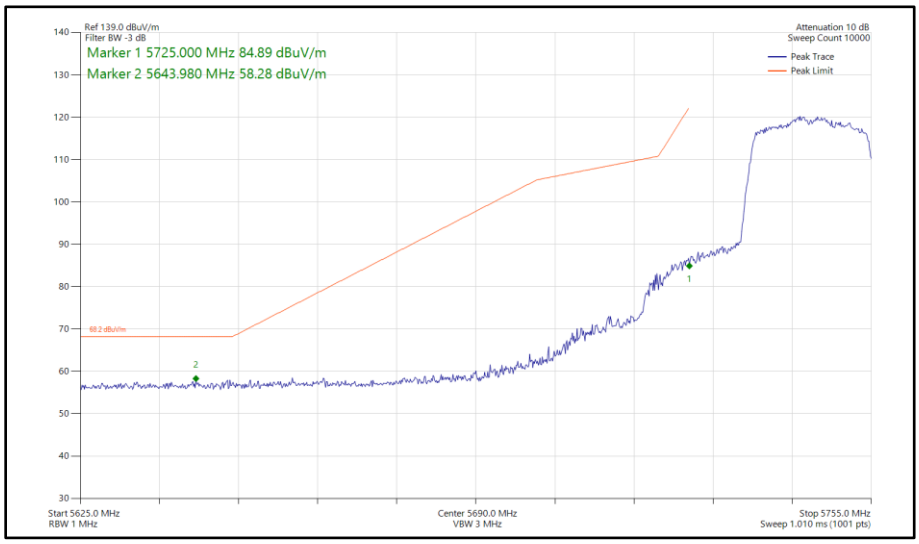

Figure 266 - 802.11ax HE20, SU, SISO, Core 0 - 5745 MHz
Band Edge Frequency 5725 MHz

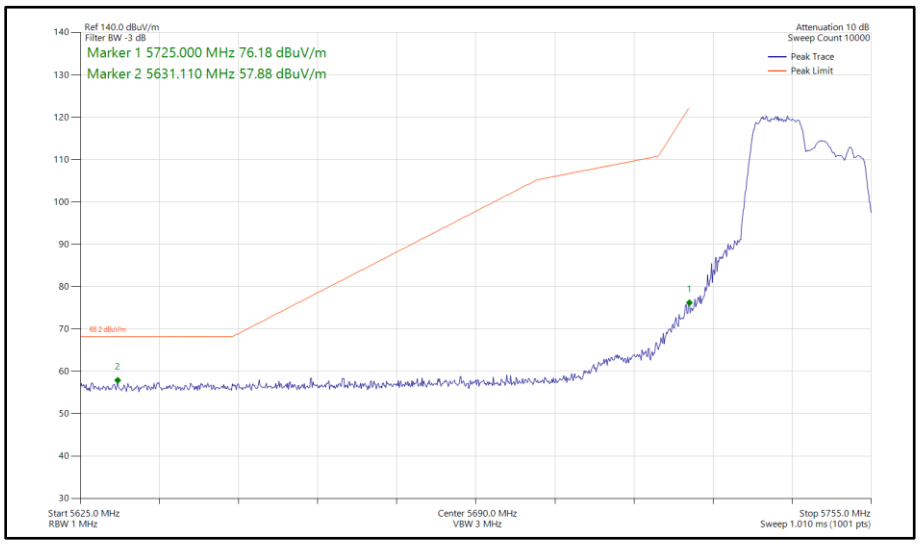

Figure 267 - 802.11ax HE20, RU 106-53, SISO, Core 0 - 5745 MHz
Band Edge Frequency 5725 MHz

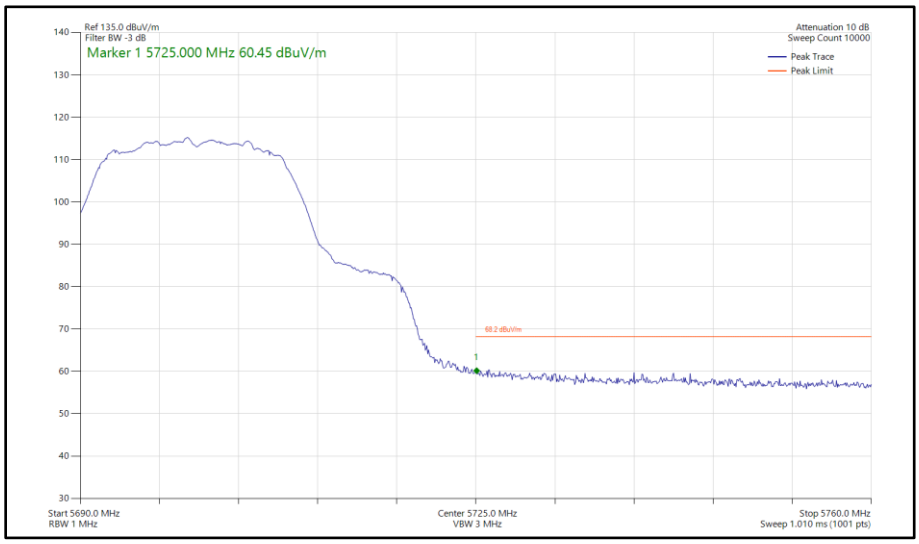

Figure 268 - 802.11a, SISO, Core 0 - 5700 MHz
Band Edge Frequency 5725 MHz

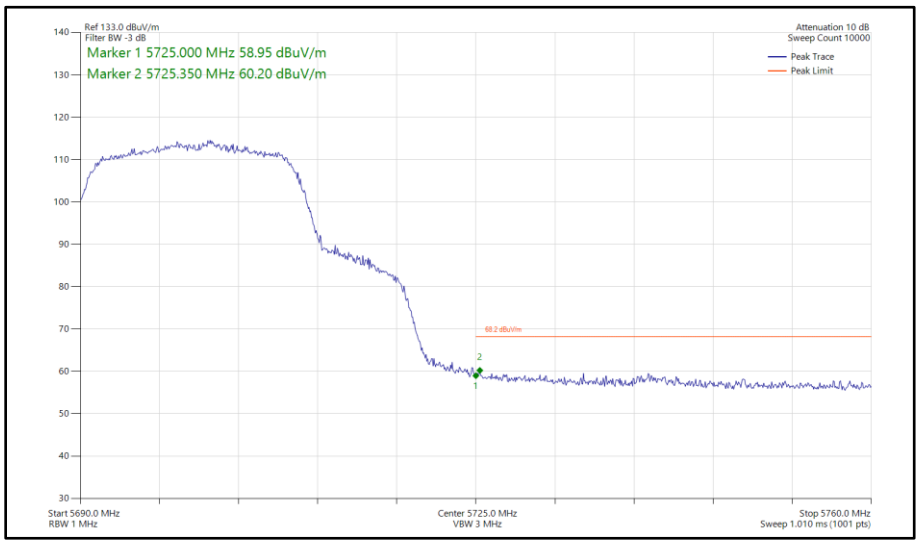

Figure 269 - 802.11n HT20, SISO, Core 0 - 5700 MHz
Band Edge Frequency 5725 MHz

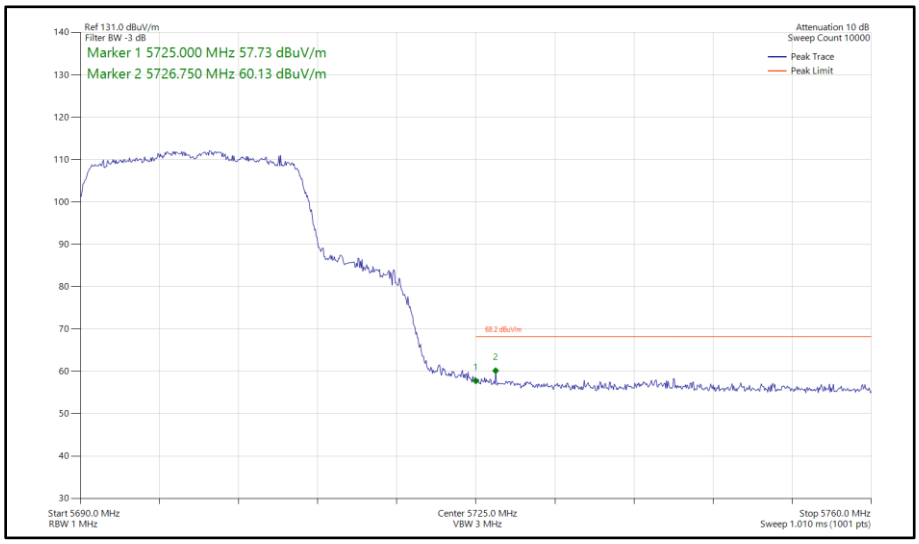

Figure 270 - 802.11ax HE20, SU, SISO, Core 0 - 5700 MHz
Band Edge Frequency 5725 MHz

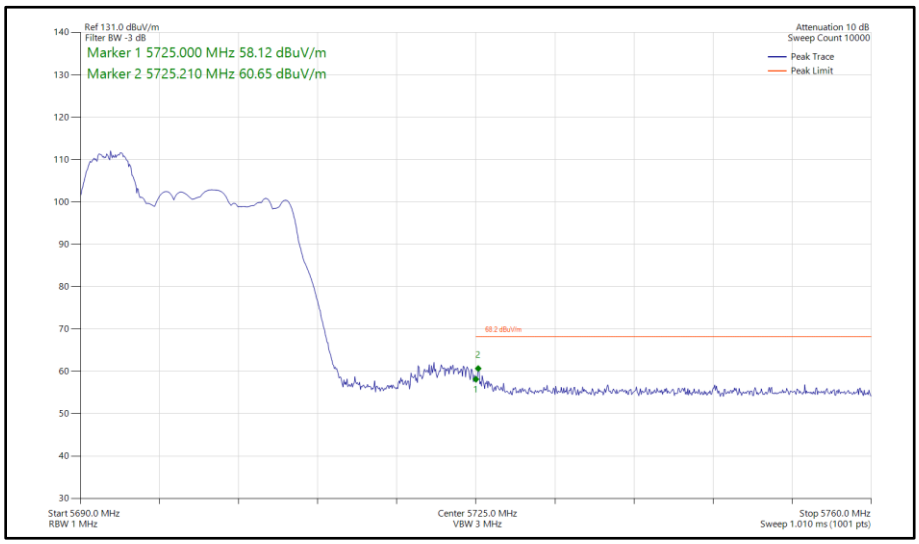

Figure 271 - 802.11ax HE20, RU 52-37, SISO, Core 0 - 5700 MHz Band Edge Frequency 5725 MHz

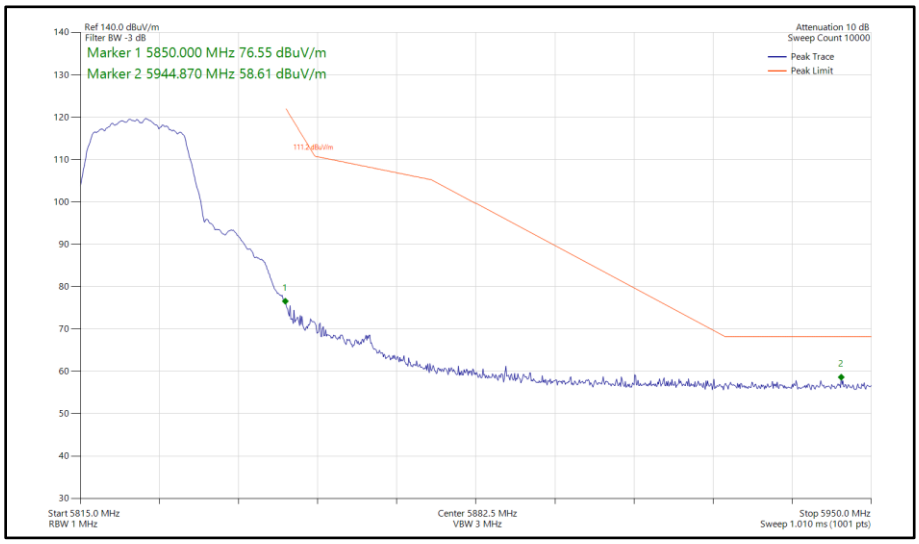

Figure 272 - 802.11a, SISO, Core 0 - 5825 MHz Band Edge Frequency 5850 MHz

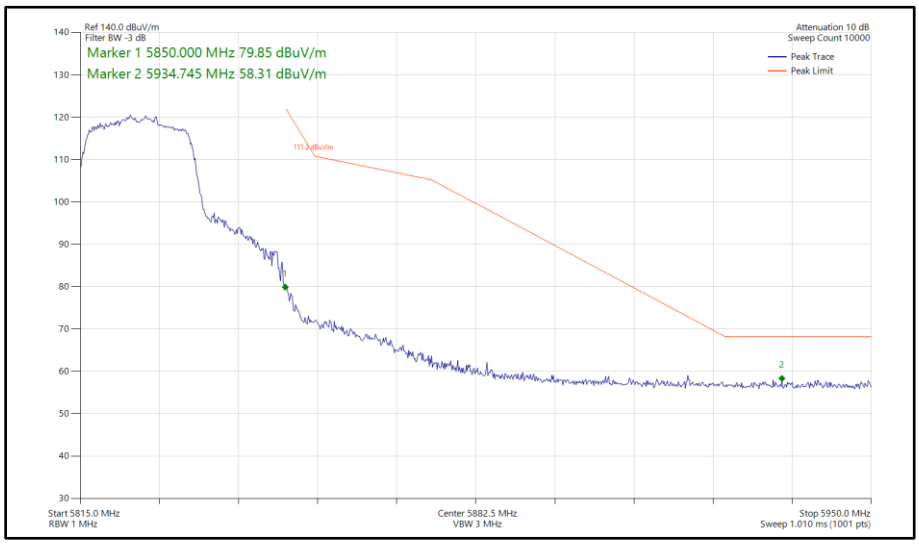

Figure 273 - 802.11n HT20, SISO, Core 0 - 5825 MHz
Band Edge Frequency 5850 MHz

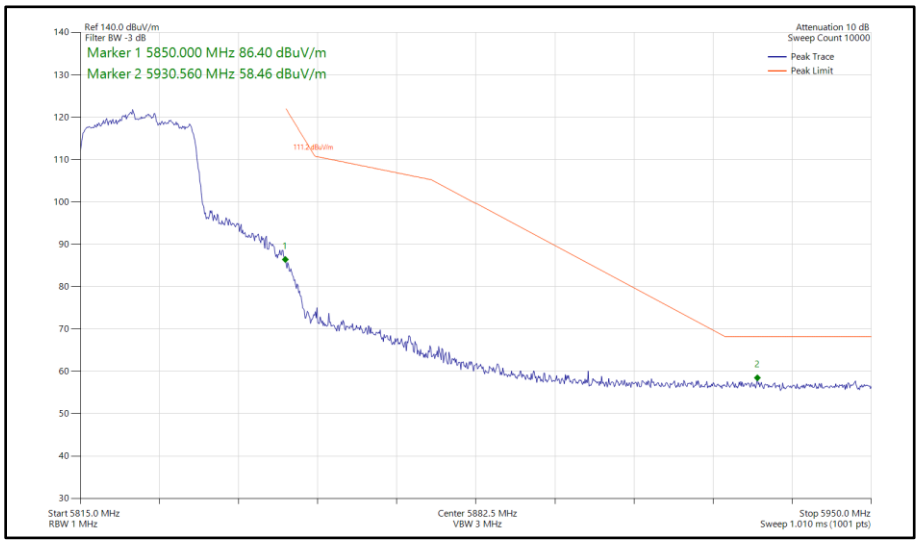

Figure 274 - 802.11ax HE20, SU, SISO, Core 0 - 5825 MHz
Band Edge Frequency 5850 MHz

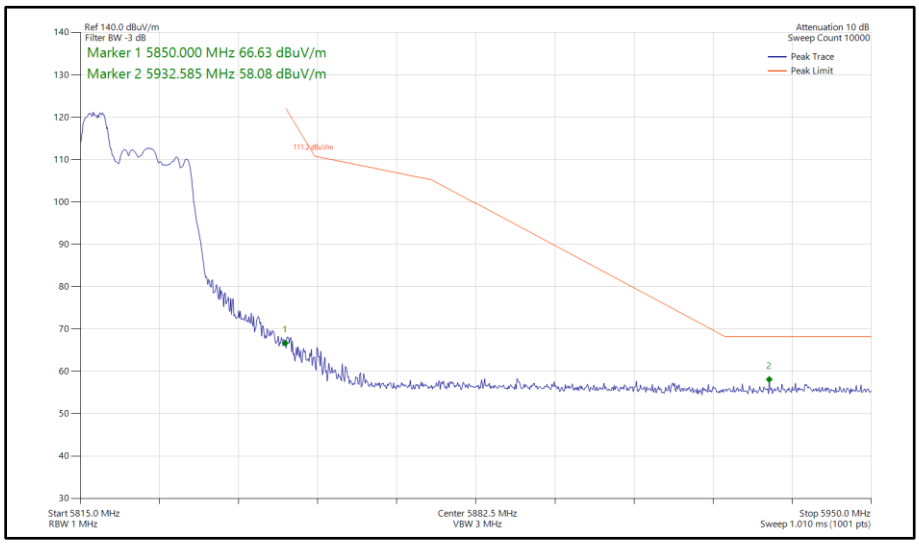

Figure 275 - 802.11ax HE20, RU 52-37, SISO, Core 0 - 5825 MHz Band Edge Frequency 5850 MHz

20 MHz Bandwidth - Core 1 (SISO)

Mode	Data Rate/ MCS	Resource Size	Resource Index	TX Frequency (MHz)	Band Edge Frequency (MHz)	Peak Level (dBµV/m)
802.11a	54 Mbps	-	-	5500	5470	61.27
802.11n HT20	MCS 2	-	-	5500	5470	61.26
802.11ax HE20	MCS 11x1	SU	-	5500	5470	61.40
802.11ax HE20	MCS 11x1	52	40	5500	5470	58.52
802.11a	24 Mbps	-	-	5745	5725	58.92
802.11n HT20	MCS 4	-	-	5745	5725	58.93
802.11ax HE20	MCS 2x1	SU	-	5745	5725	58.82
802.11ax HE20	MCS 11x1	106	54	5745	5725	58.52
802.11a	54 Mbps	-	-	5700	5725	62.54
802.11n HT20	MCS 2	-	-	5700	5725	61.34
802.11ax HE20	MCS 11x1	SU	-	5700	5725	60.19
802.11ax HE20	MCS 11x1	106	53	5700	5725	61.41
802.11a	12 Mbps	-	-	5825	5850	58.34
802.11n HT20	MCS 2	-	-	5825	5850	58.41
802.11ax HE20	MCS 2x1	SU	-	5825	5850	58.14
802.11ax HE20	MCS 11x1	106	53	5825	5850	57.71

Table 530 - SISO Authorised Band Edge Results

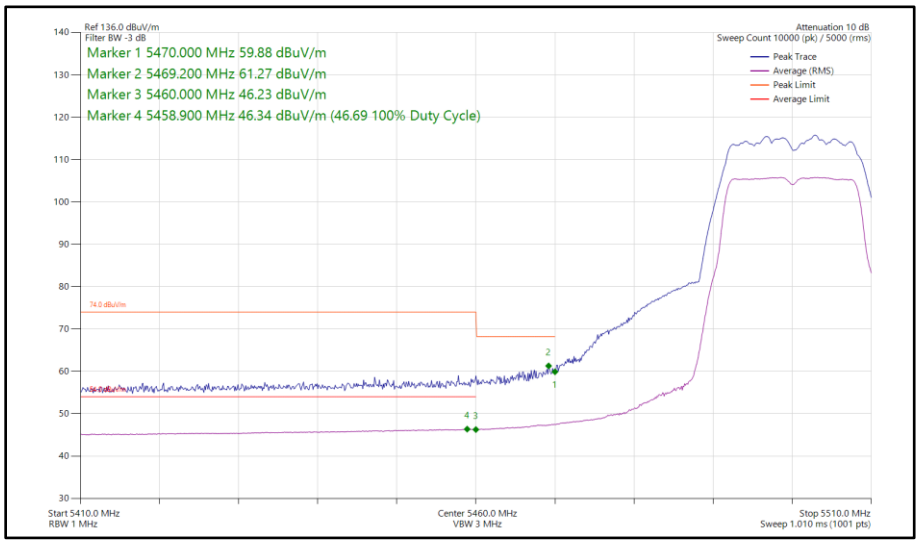

Figure 276 - 802.11a, SISO, Core 1 - 5500 MHz
Band Edge Frequency 5470 MHz

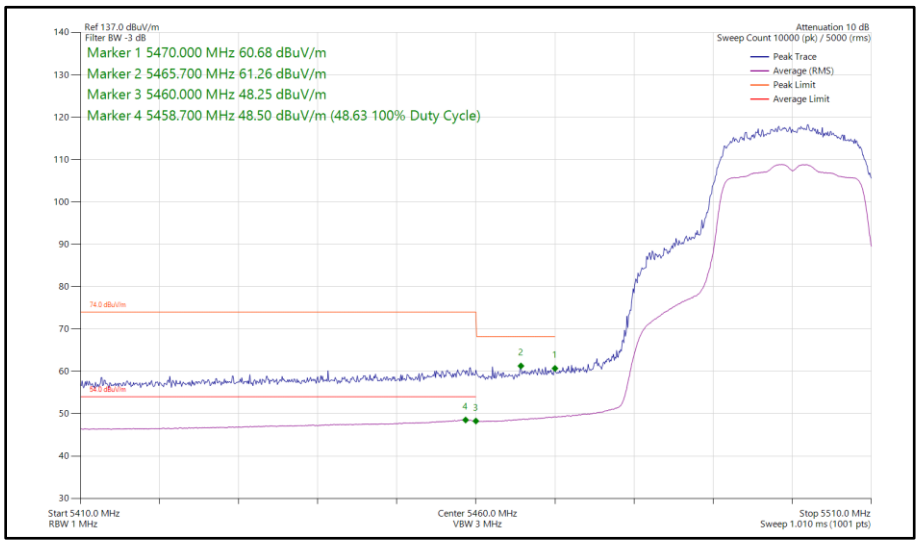

Figure 277 - 802.11n HT20, SISO, Core 1 - 5500 MHz Band Edge Frequency 5470 MHz

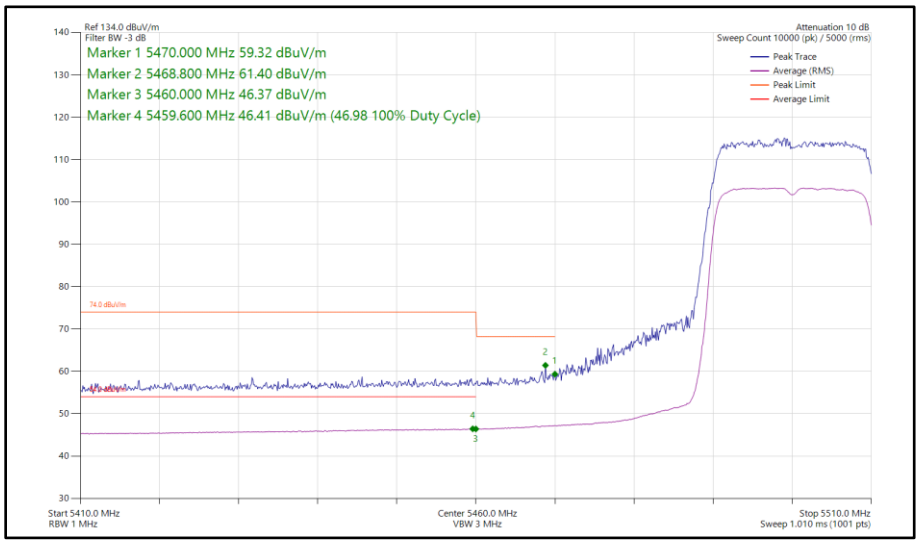

Figure 278 - 802.11ax HE20, SU, SISO, Core 1 - 5500 MHz Band Edge Frequency 5470 MHz

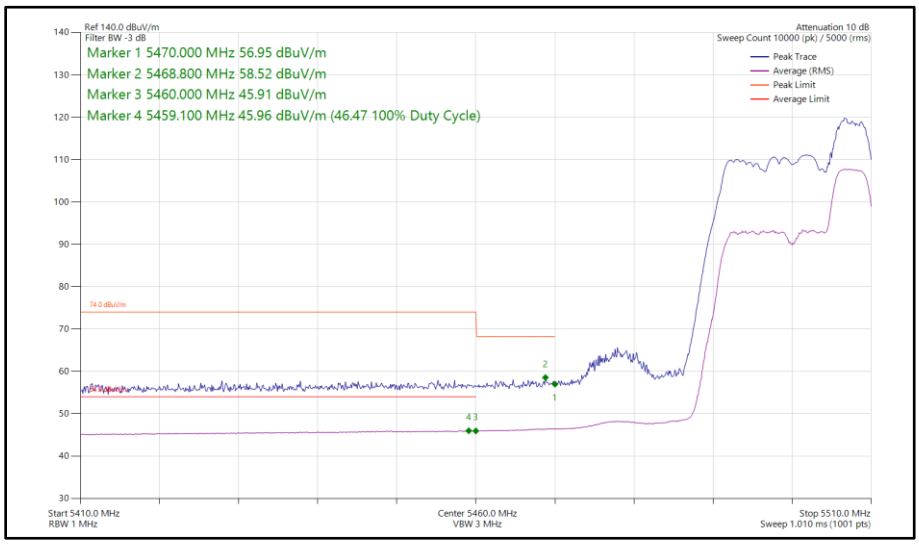

Figure 279 - 802.11ax HE20, RU 52-40, SISO, Core 1 - 5500 MHz
Band Edge Frequency 5470 MHz

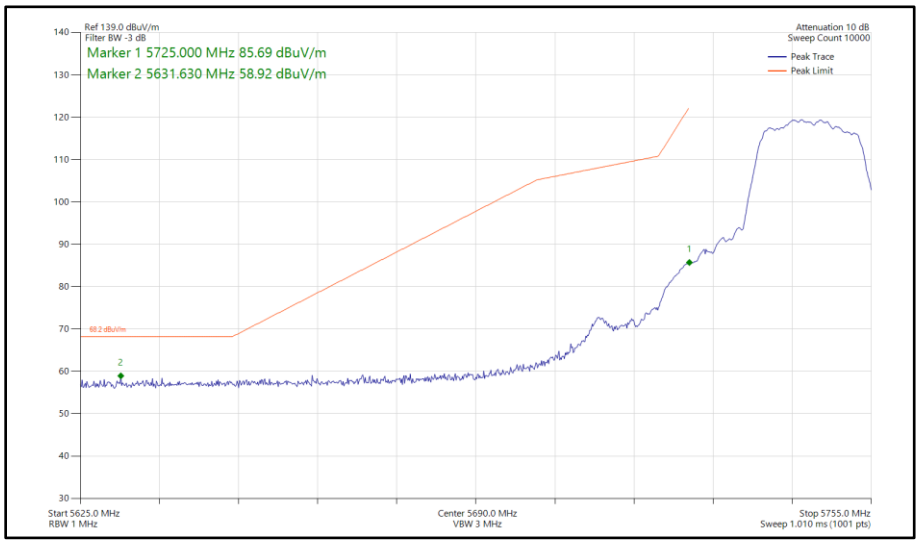

Figure 280 - 802.11a, SISO, Core 1 - 5745 MHz
Band Edge Frequency 5725 MHz

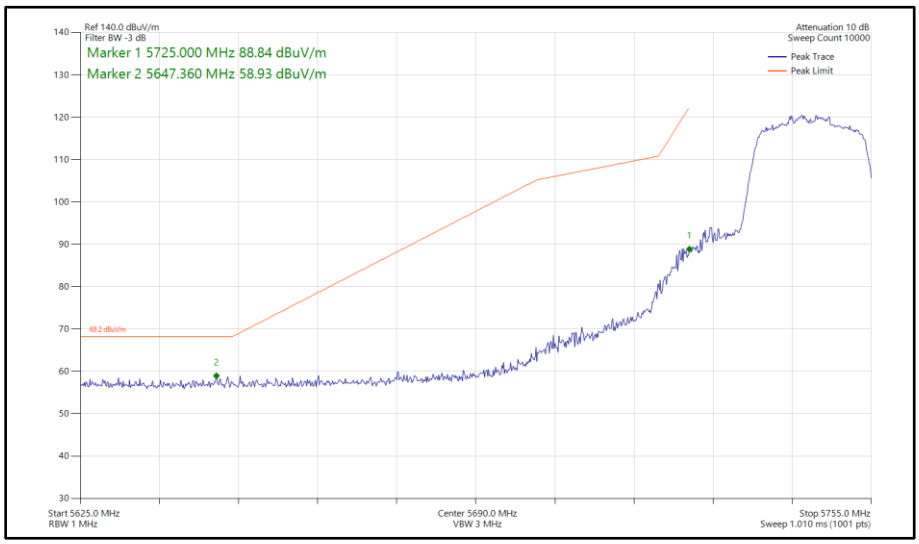

Figure 281 - 802.11n HT20, SISO, Core 1 - 5745 MHz
Band Edge Frequency 5725 MHz

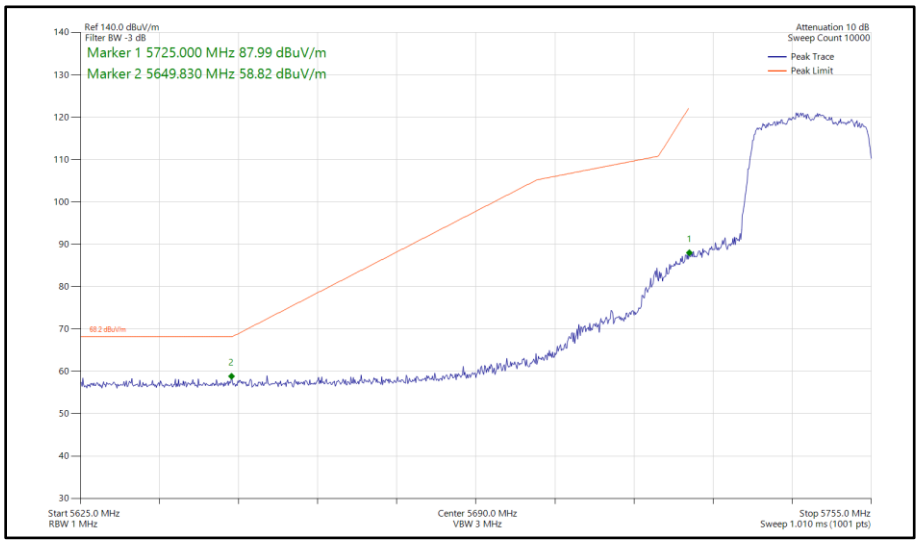

Figure 282 - 802.11ax HE20, SU, SISO, Core 1 - 5745 MHz
Band Edge Frequency 5725 MHz

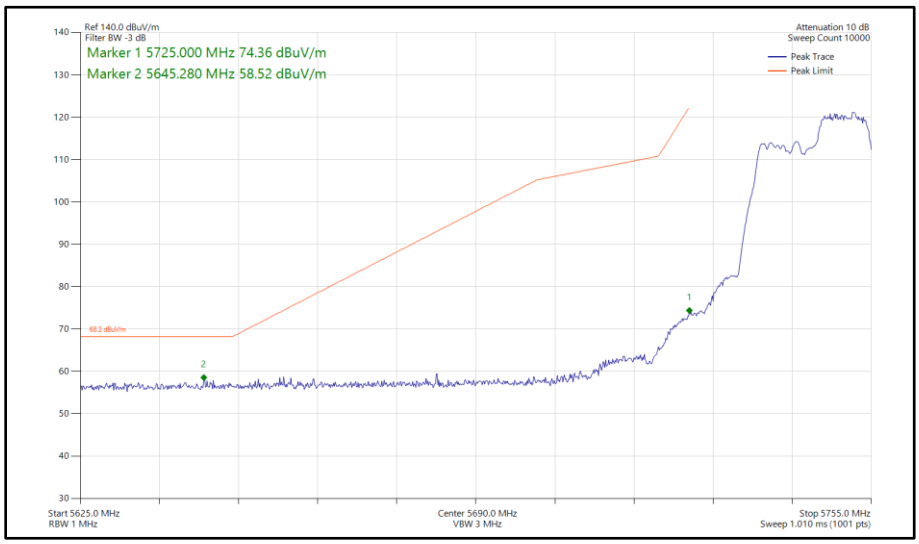

Figure 283 - 802.11ax HE20, RU 106-54, SISO, Core 1 - 5745 MHz Band Edge Frequency 5725 MHz

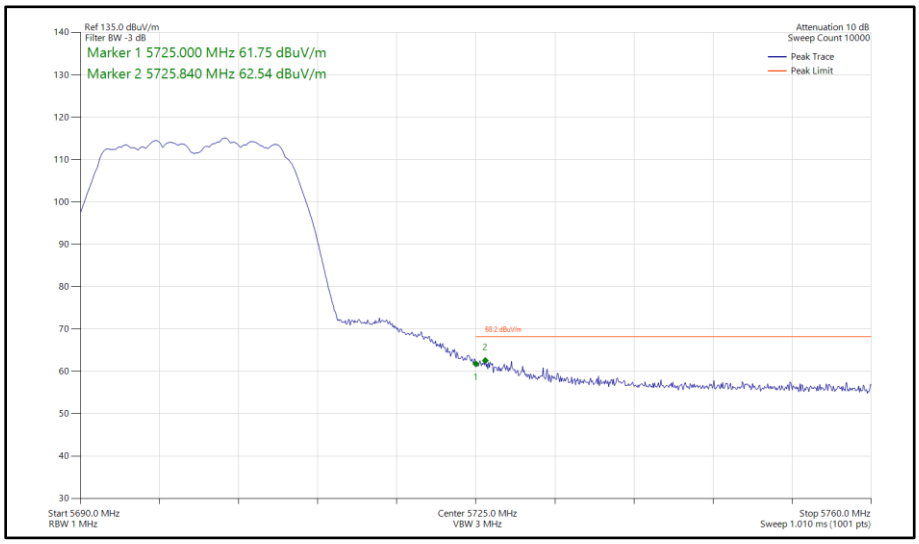

Figure 284 - 802.11a, SISO, Core 1 - 5700 MHz Band Edge Frequency 5725 MHz

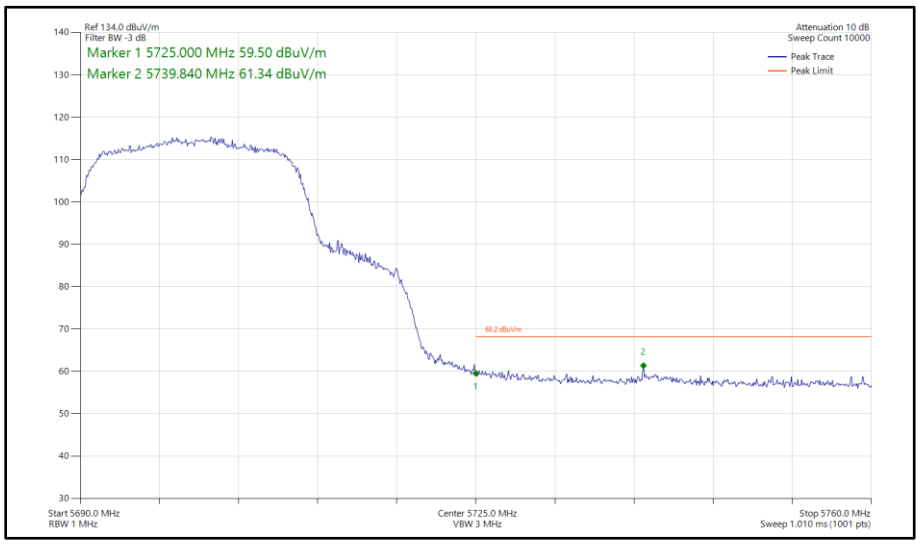

Figure 285 - 802.11n HT20, SISO, Core 1 - 5700 MHz
Band Edge Frequency 5725 MHz

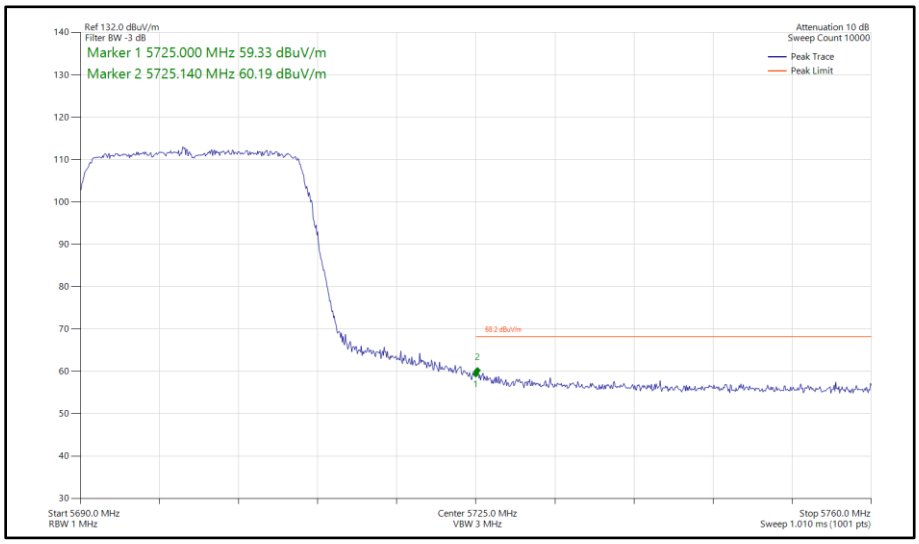

Figure 286 - 802.11ax HE20, SU, SISO, Core 1 - 5700 MHz
Band Edge Frequency 5725 MHz

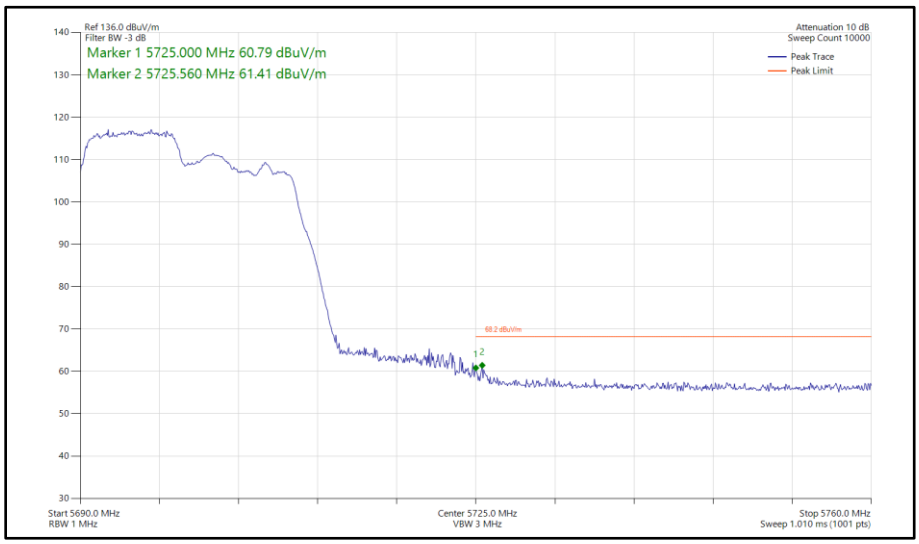

Figure 287 - 802.11ax HE20, RU 106-53, SISO, Core 1 - 5700 MHz Band Edge Frequency 5725 MHz

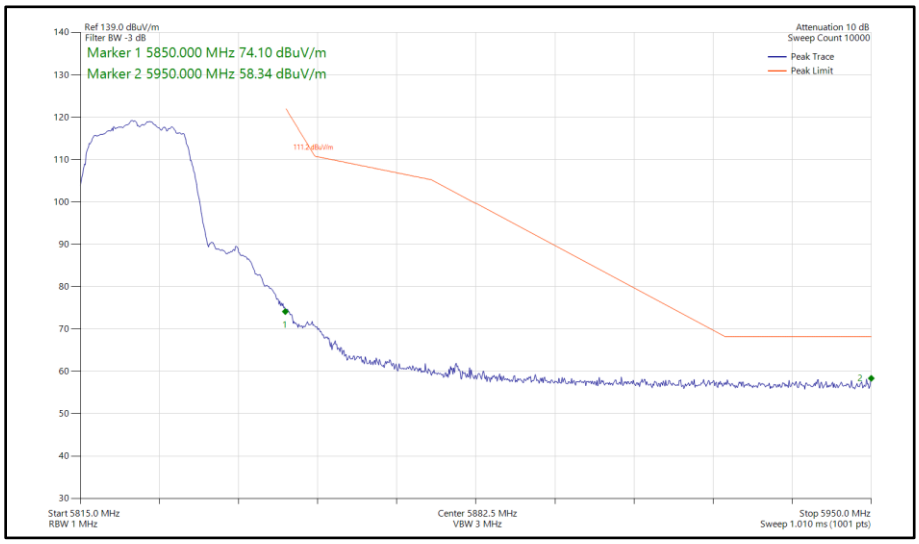

Figure 288 - 802.11a, SISO, Core 1 - 5825 MHz Band Edge Frequency 5850 MHz

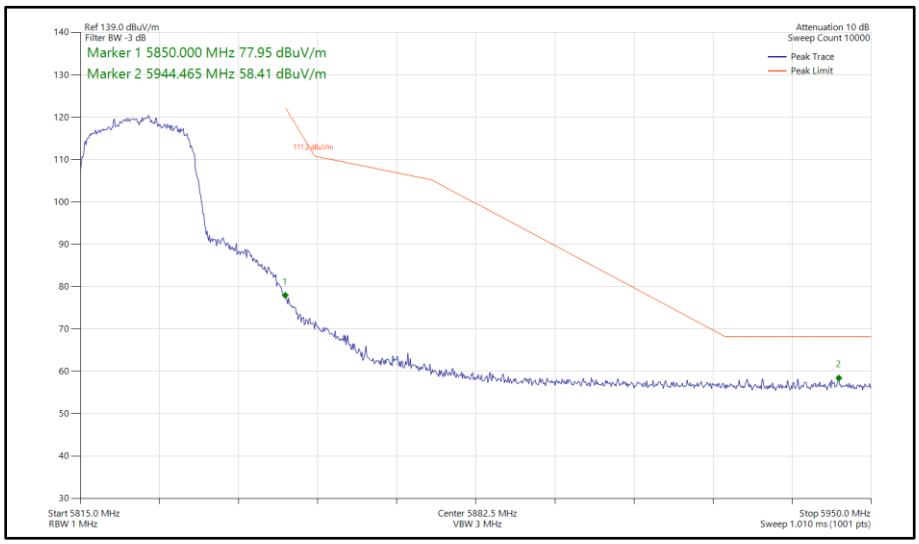

Figure 289 - 802.11n HT20, SISO, Core 1 - 5825 MHz
Band Edge Frequency 5850 MHz

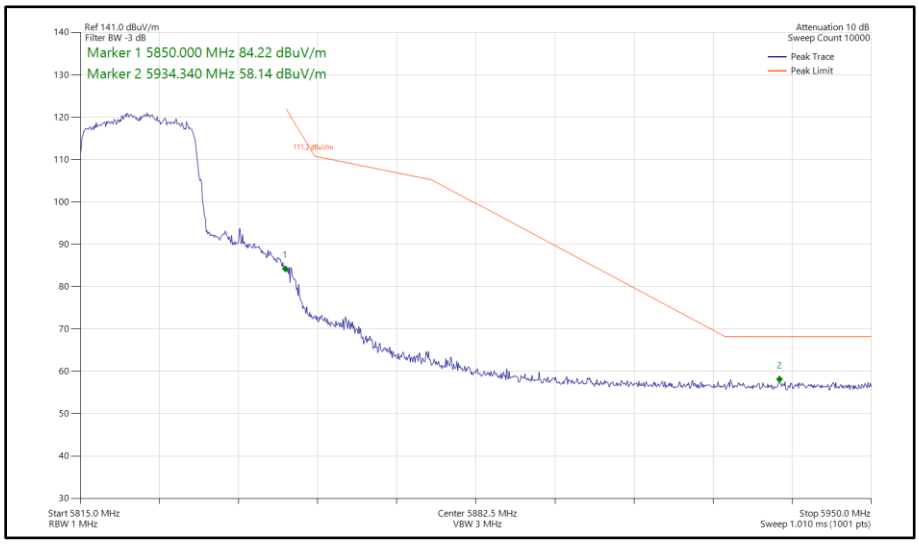

Figure 290 - 802.11ax HE20, SU, SISO, Core 1 - 5825 MHz
Band Edge Frequency 5850 MHz

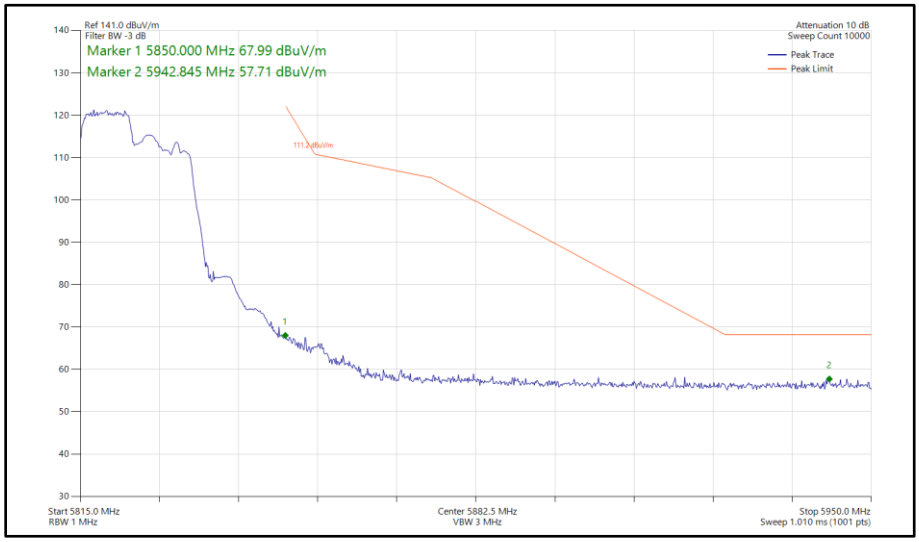

Figure 291 - 802.11ax HE20, RU 106-53, SISO, Core 1 - 5825 MHz Band Edge Frequency 5850 MHz

20 MHz Bandwidth - Core 0 - Core 1 (CDD)

Mode	Data Rate/ MCS	Resource Size	Resource Index	TX Frequency (MHz)	Band Edge Frequency (MHz)	Peak Level (dBµV/m)
802.11n HT20	MCS 4	-	-	5500	5470	60.61
802.11ax HE20	MCS 11x1	SU	-	5500	5470	60.51
802.11ax HE20	MCS 11x1	106	53	5500	5470	59.08
802.11n HT20	MCS 7	-	-	5745	5725	60.48
802.11ax HE20	MCS 4x1	SU	-	5745	5725	60.39
802.11ax HE20	MCS 11x1	106	53	5745	5725	59.30
802.11n HT20	MCS 4	-	-	5700	5725	61.61
802.11ax HE20	MCS 2x1	SU	-	5700	5725	60.87
802.11ax HE20	MCS 11x1	52	37	5700	5725	61.64
802.11n HT20	MCS 7	-	-	5825	5850	59.83
802.11ax HE20	MCS 4x1	SU	-	5825	5850	60.31
802.11ax HE20	MCS 11x1	106	53	5825	5850	58.21

Table 531 - CDD Authorised Band Edge Results

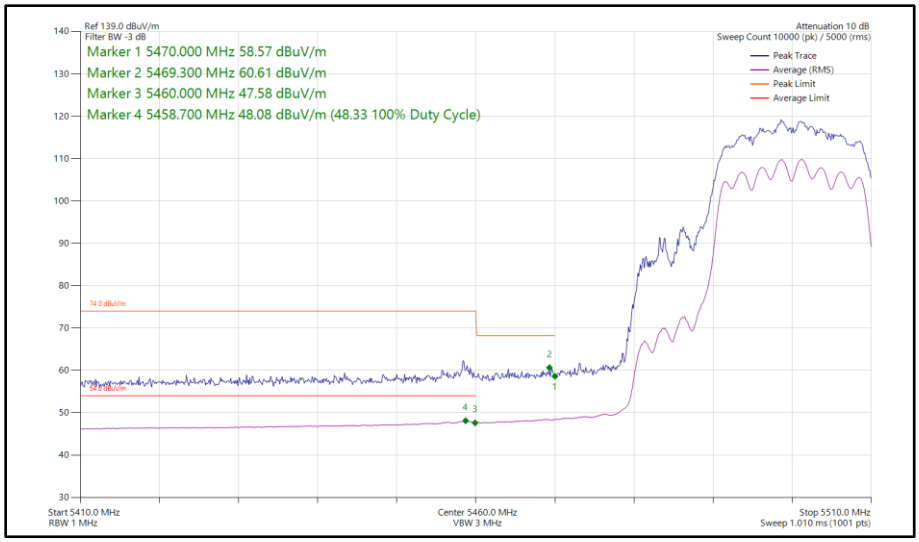

Figure 292 - 802.11n HT20, CDD, Core 0 - Core 1 - 5500 MHz Band Edge Frequency 5470 MHz

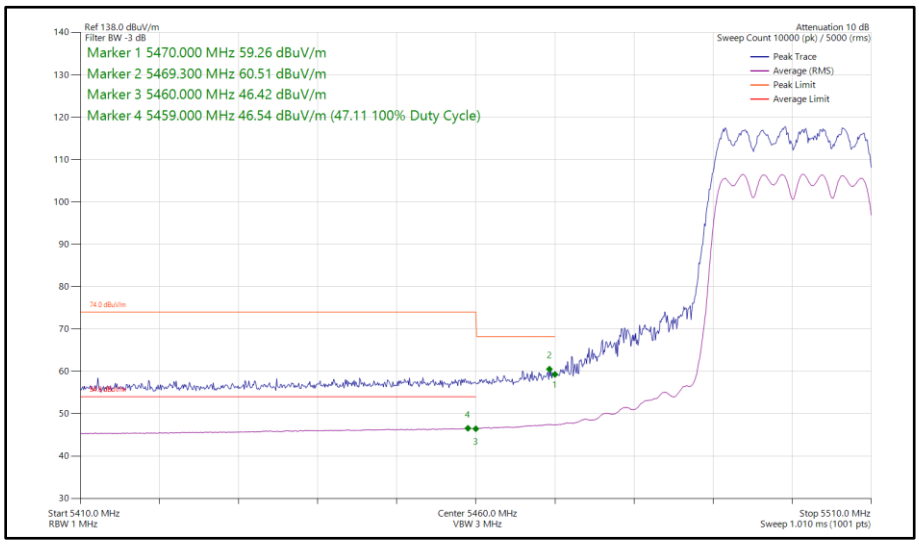

Figure 293 - 802.11ax HE20, SU, CDD, Core 0 - Core 1 - 5500 MHz Band Edge Frequency 5470 MHz

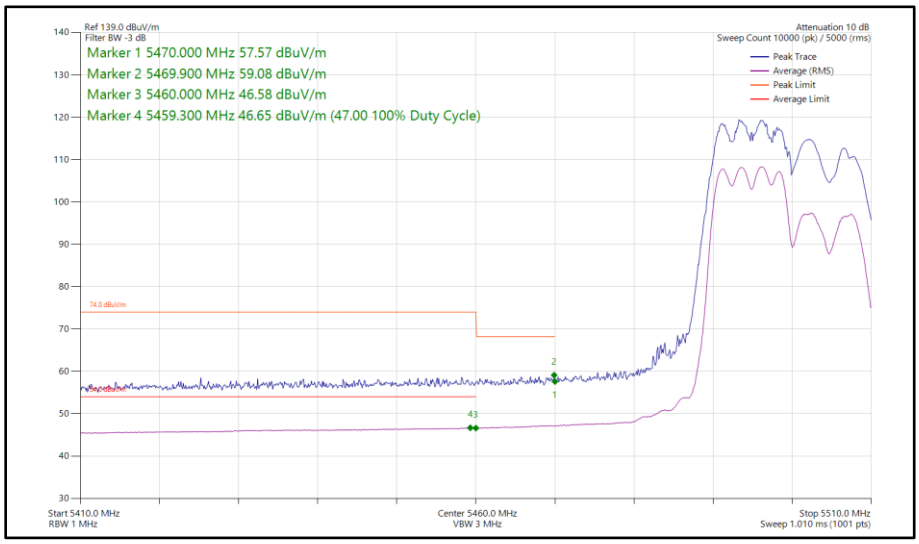

Figure 294 - 802.11ax HE20, RU 106-53, CDD, Core 0 - Core 1 - 5500 MHz Band Edge Frequency 5470 MHz

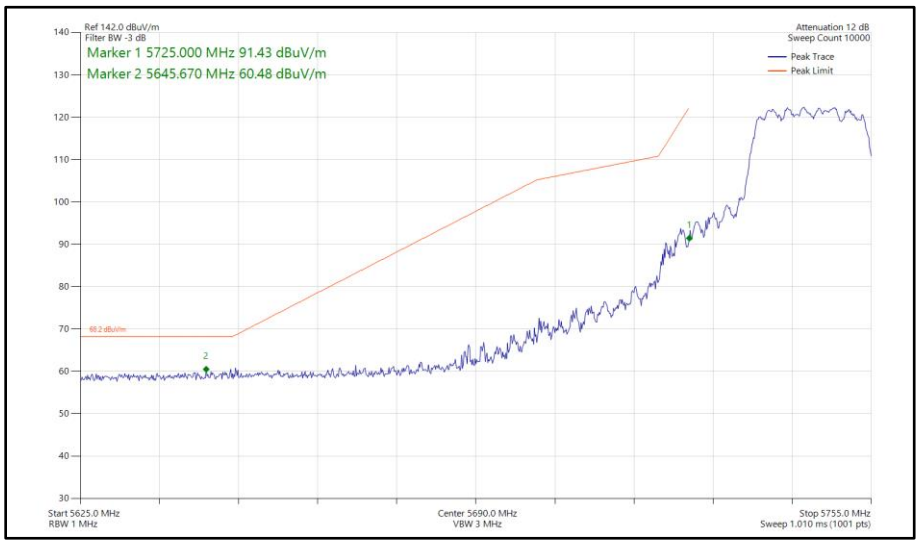

Figure 295 - 802.11n HT20, CDD, Core 0 - Core 1 - 5745 MHz Band Edge Frequency 5725 MHz

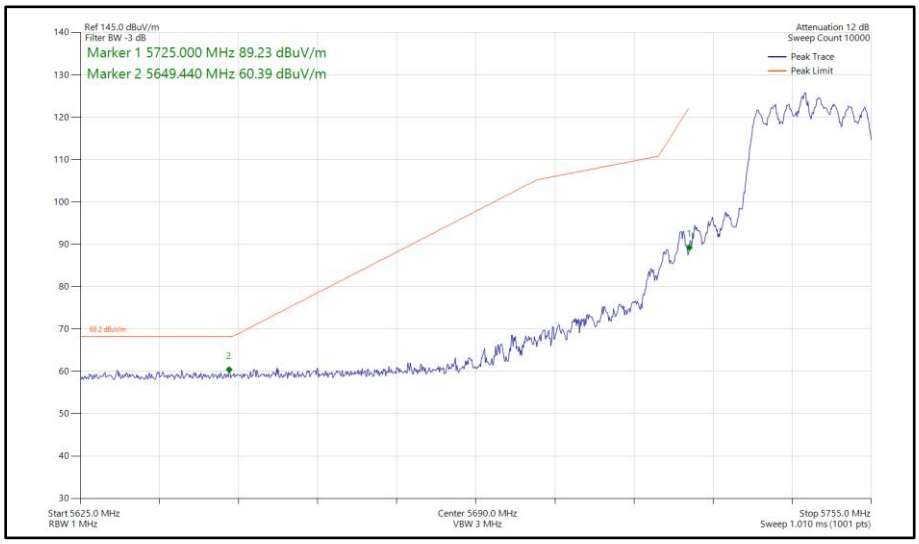

Figure 296 - 802.11ax HE20, SU, CDD, Core 0 - Core 1 - 5745 MHz Band Edge Frequency 5725 MHz

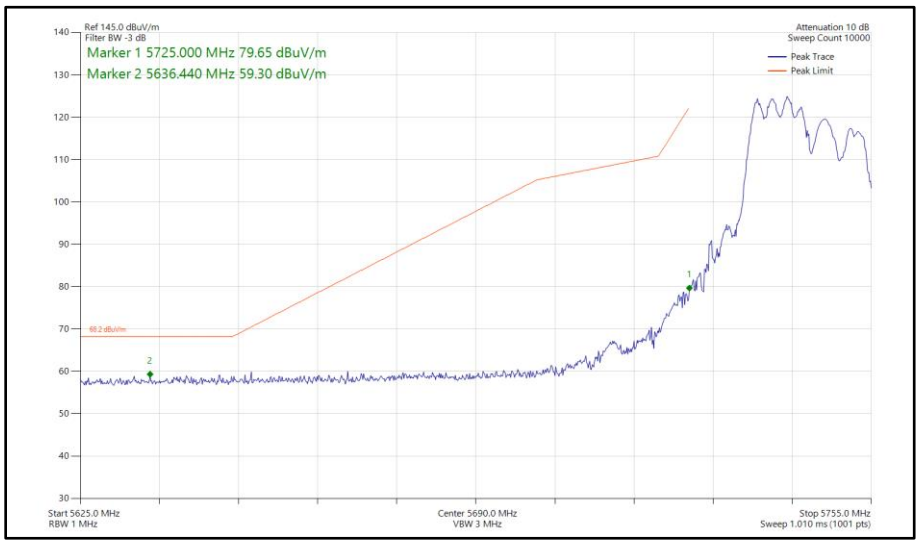

Figure 297 - 802.11ax HE20, RU 106-53, CDD, Core 0 - Core 1 - 5745 MHz Band Edge Frequency 5725 MHz

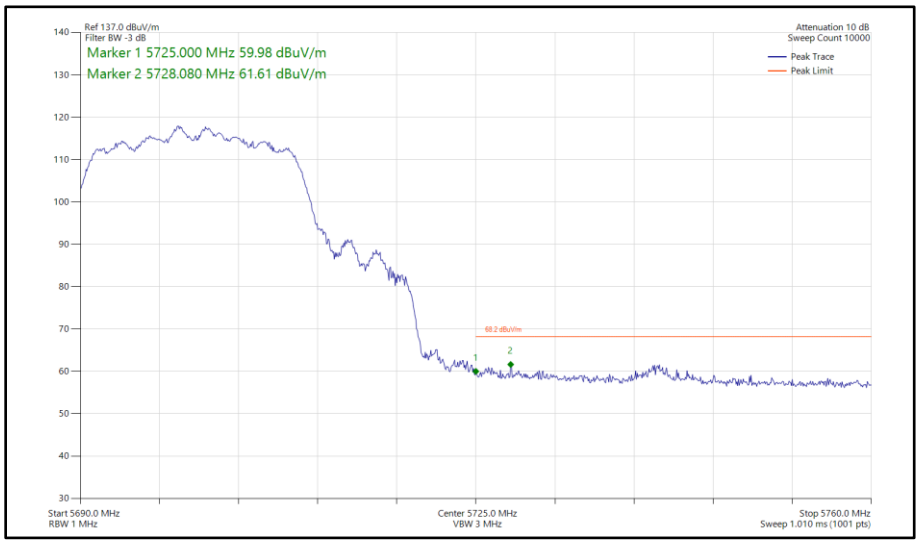

Figure 298 - 802.11n HT20, CDD, Core 0 - Core 1 - 5700 MHz Band Edge Frequency 5725 MHz

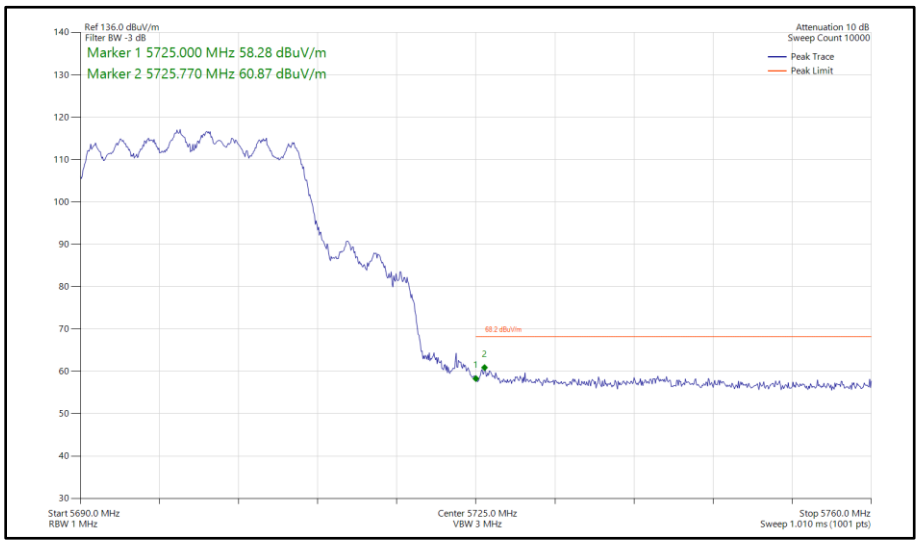

Figure 299 - 802.11ax HE20, SU, CDD, Core 0 - Core 1 - 5700 MHz Band Edge Frequency 5725 MHz

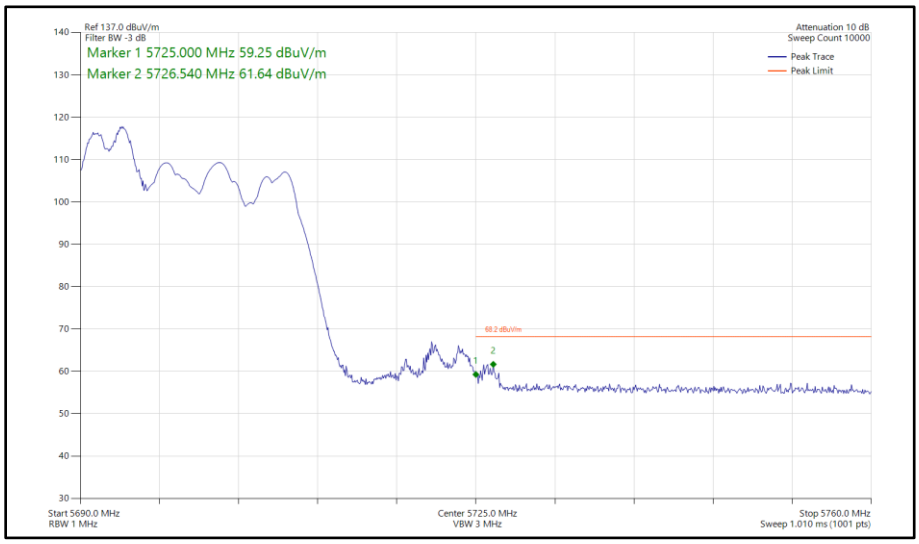

Figure 300 - 802.11ax HE20, RU 52-37, CDD, Core 0 - Core 1 - 5700 MHz Band Edge Frequency 5725 MHz

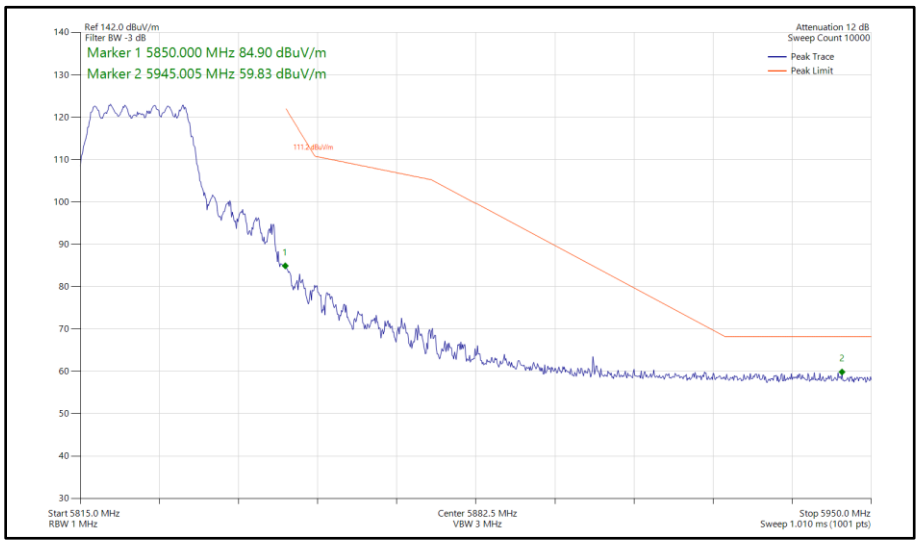

Figure 301 - 802.11n HT20, CDD, Core 0 - Core 1 - 5825 MHz Band Edge Frequency 5850 MHz

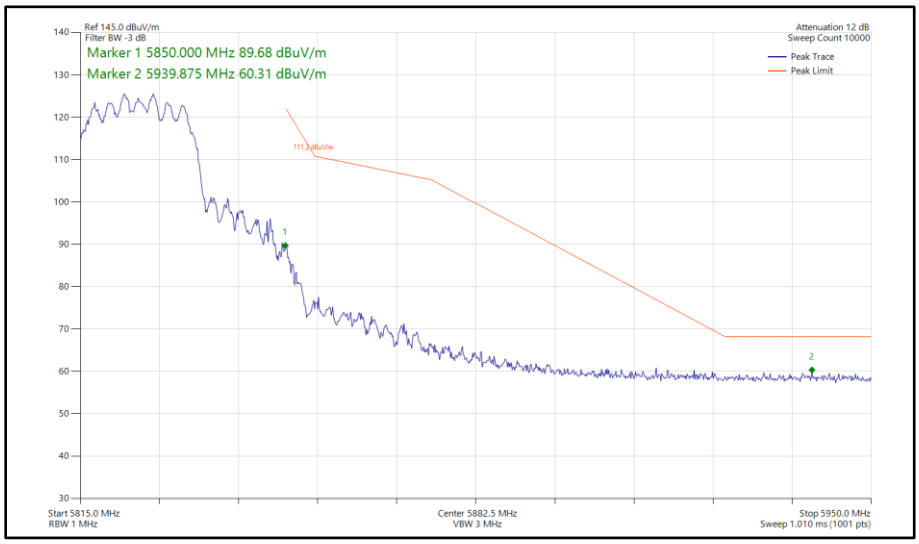

Figure 302 - 802.11ax HE20, SU, CDD, Core 0 - Core 1 - 5825 MHz Band Edge Frequency 5850 MHz

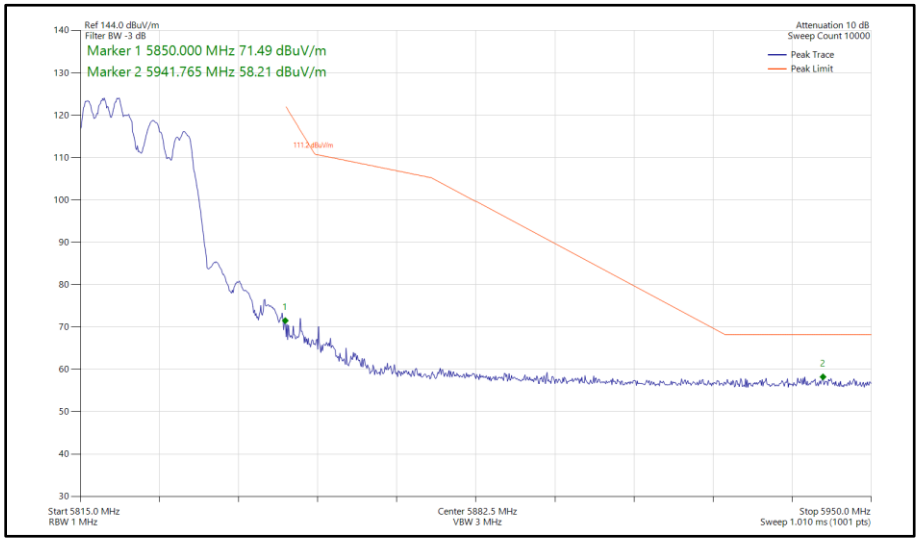

Figure 303 - 802.11ax HE20, RU 106-53, CDD, Core 0 - Core 1 - 5825 MHz Band Edge Frequency 5850 MHz

20 MHz Bandwidth - Core 0 - Core 1 (SDM)

Mode	Data Rate/ MCS	Resource Size	Resource Index	TX Frequency (MHz)	Band Edge Frequency (MHz)	Peak Level (dBµV/m)
802.11n HT20	MCS 2	-	-	5500	5470	60.81
802.11ax HE20	MCS 2x2	SU	-	5500	5470	62.08
802.11ax HE20	MCS 11x2	106	53	5500	5470	59.91
802.11n HT20	MCS 2	-	-	5745	5725	61.09
802.11ax HE20	MCS 11x2	SU	-	5745	5725	60.21
802.11ax HE20	MCS 11x2	106	54	5745	5725	59.68
802.11n HT20	MCS 2	-	-	5700	5725	61.91
802.11ax HE20	MCS 2x2	SU	-	5700	5725	60.69
802.11ax HE20	MCS 11x2	52	37	5700	5725	63.29
802.11n HT20	MCS 7	-	-	5825	5850	60.13
802.11ax HE20	MCS 2x2	SU	-	5825	5850	59.65
802.11ax HE20	MCS 11x2	106	54	5825	5850	58.49

Table 532 - SDM Authorised Band Edge Results

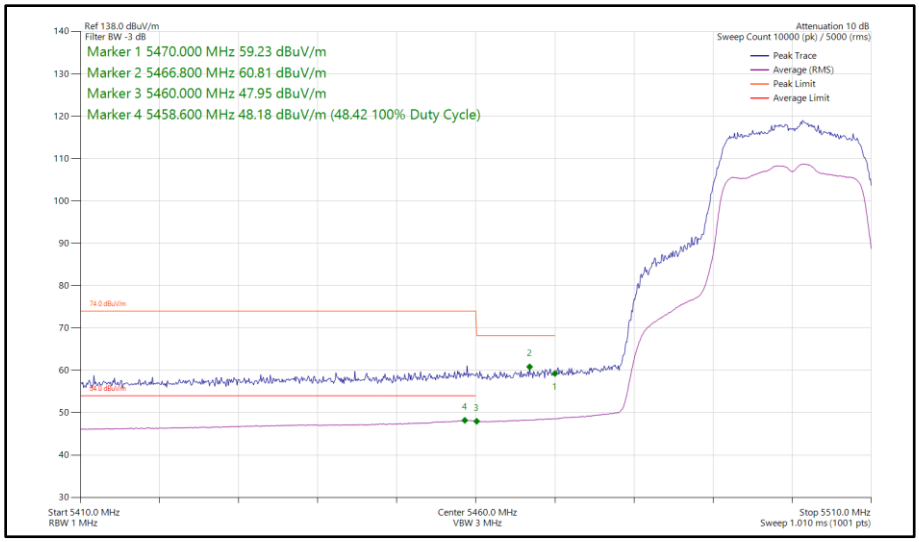

Figure 304 - 802.11n HT20, SDM, Core 0 - Core 1 - 5500 MHz Band Edge Frequency 5470 MHz

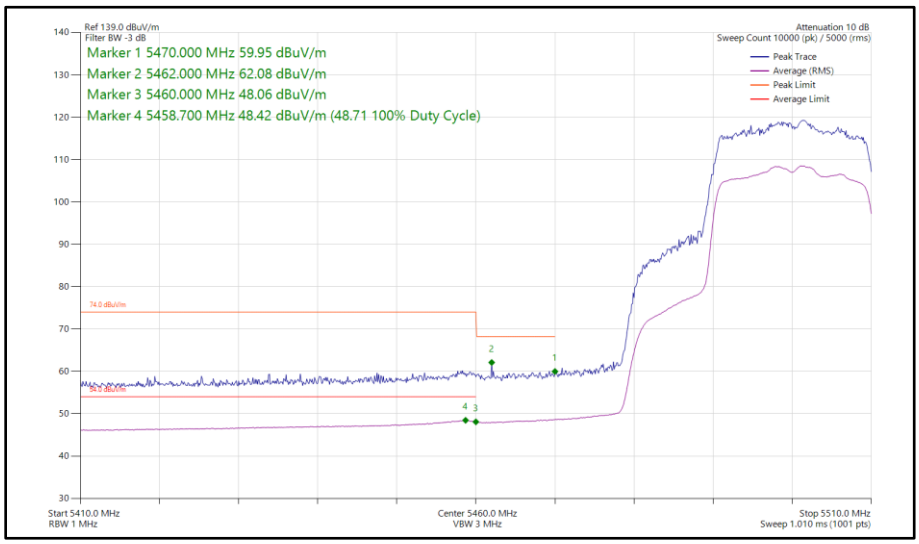

Figure 305 - 802.11ax HE20, SU, SDM, Core 0 - Core 1 - 5500 MHz Band Edge Frequency 5470 MHz

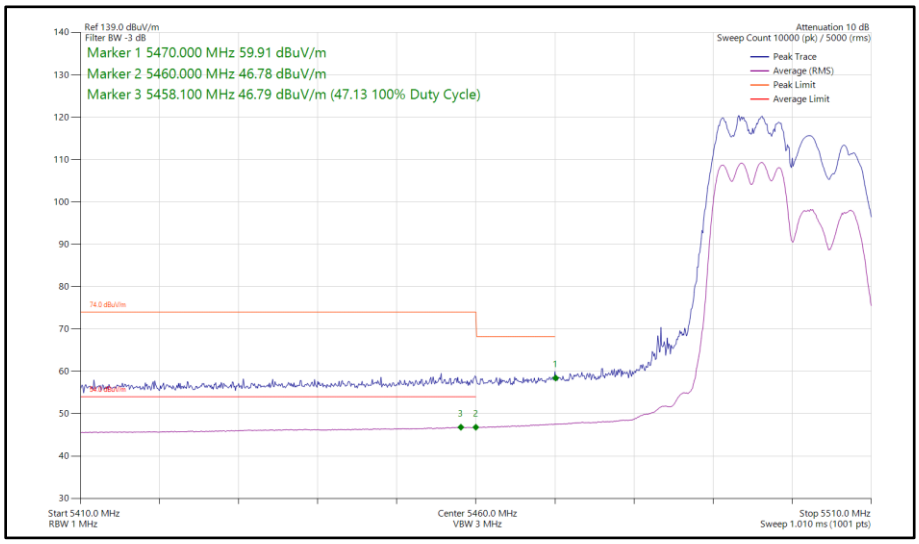

Figure 306 - 802.11ax HE20, RU 106-53, SDM, Core 0 - Core 1 - 5500 MHz Band Edge Frequency 5470 MHz

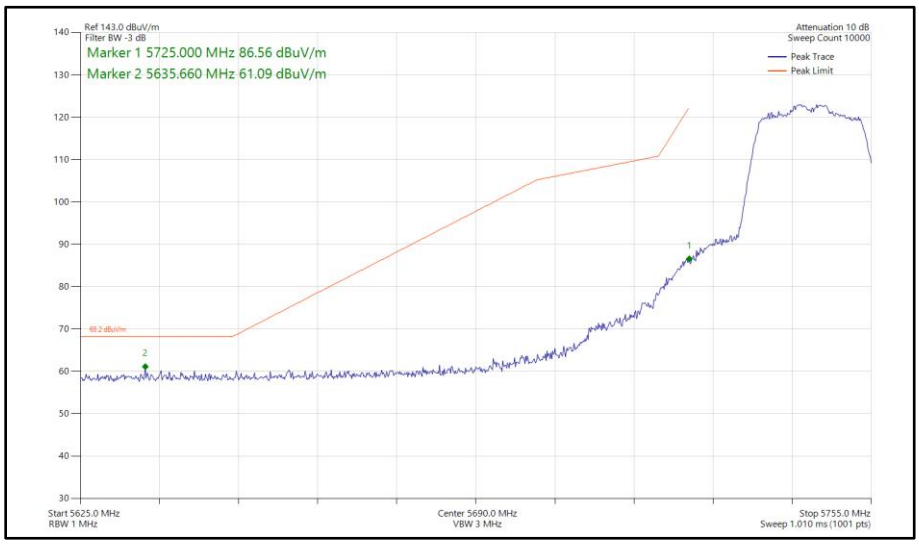

Figure 307 - 802.11n HT20, SDM, Core 0 - Core 1 - 5745 MHz Band Edge Frequency 5725 MHz

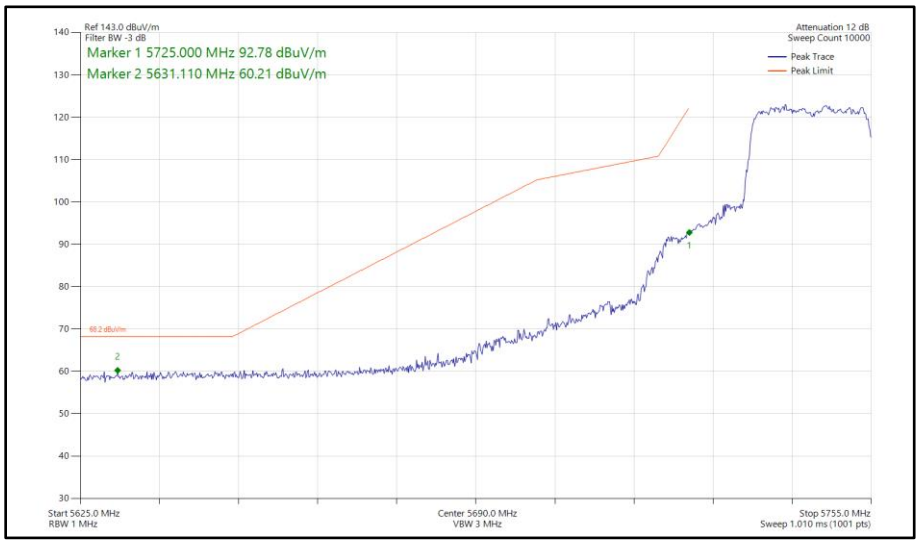

Figure 308 - 802.11ax HE20, SU, SDM, Core 0 - Core 1 - 5745 MHz Band Edge Frequency 5725 MHz

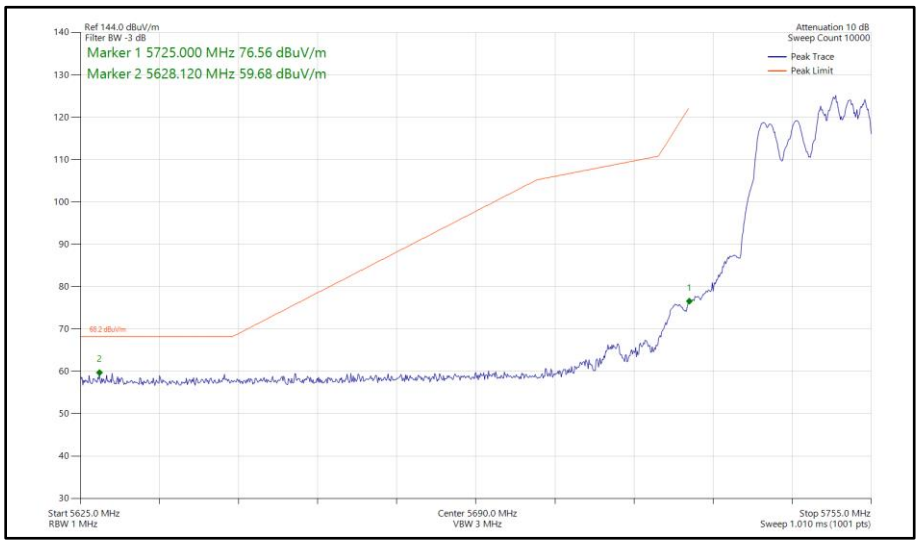

Figure 309 - 802.11ax HE20, RU 106-54, SDM, Core 0 - Core 1 - 5745 MHz Band Edge Frequency 5725 MHz

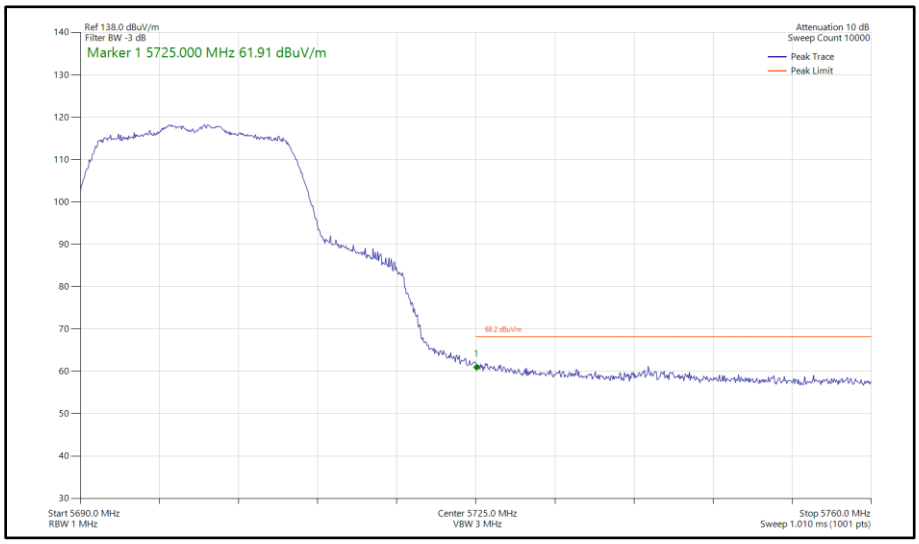

Figure 310 - 802.11n HT20, SDM, Core 0 - Core 1 - 5700 MHz Band Edge Frequency 5725 MHz

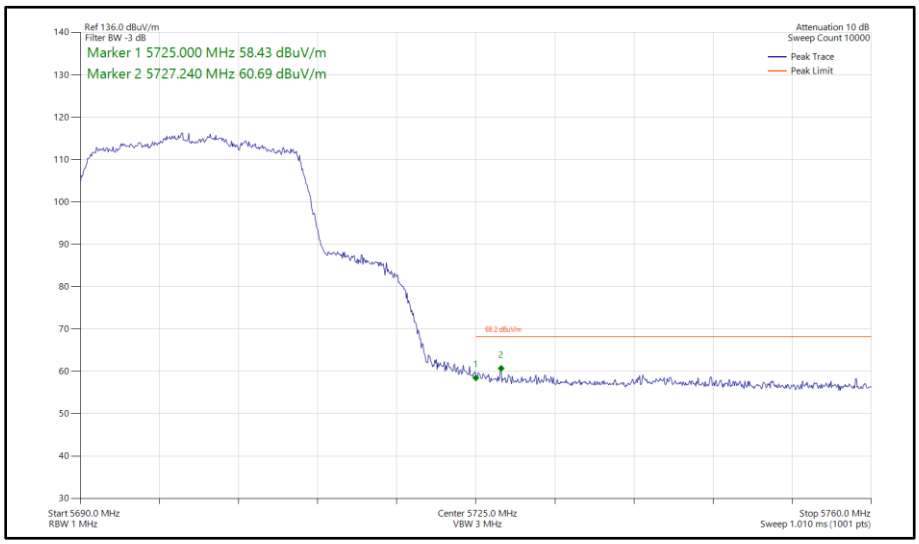

Figure 311 - 802.11ax HE20, SU, SDM, Core 0 - Core 1 - 5700 MHz Band Edge Frequency 5725 MHz

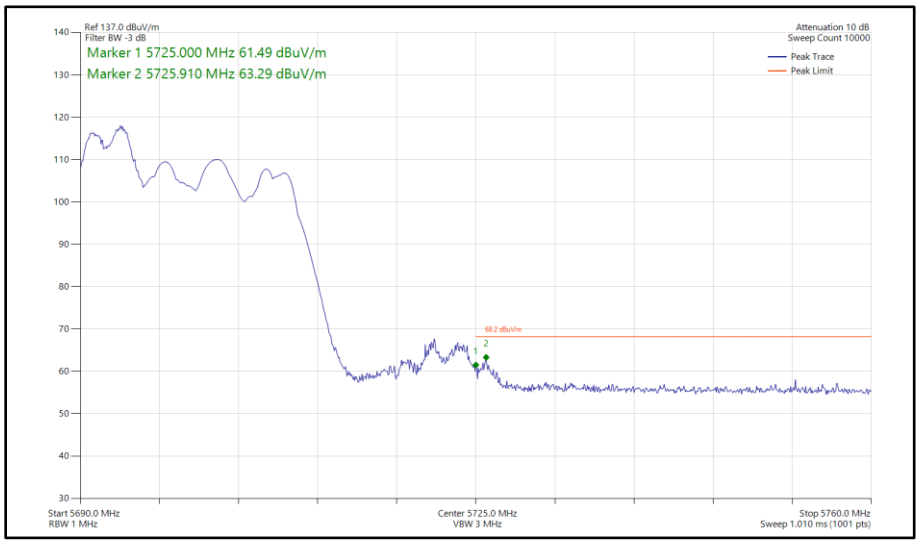

Figure 312 - 802.11ax HE20, RU 52-37, SDM, Core 0 - Core 1 - 5700 MHz Band Edge Frequency 5725 MHz

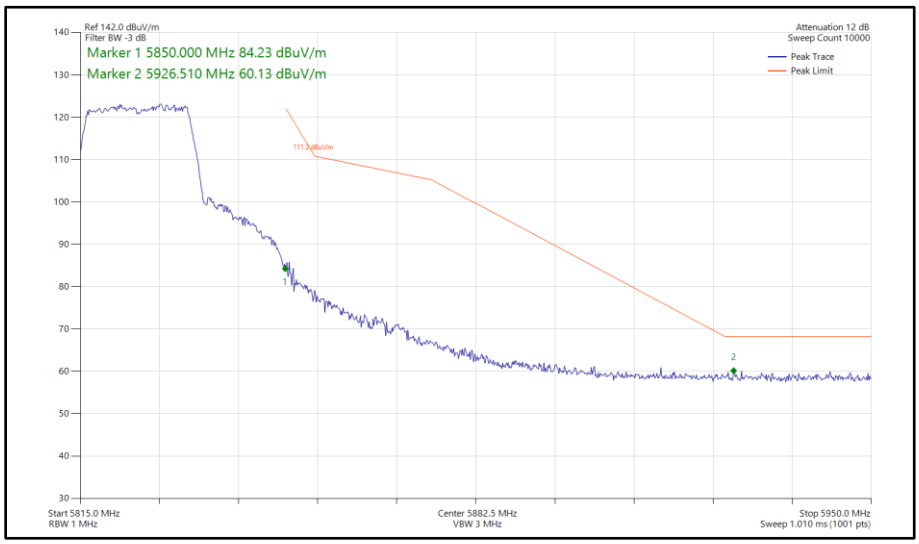

Figure 313 - 802.11n HT20, SDM, Core 0 - Core 1 - 5825 MHz Band Edge Frequency 5850 MHz

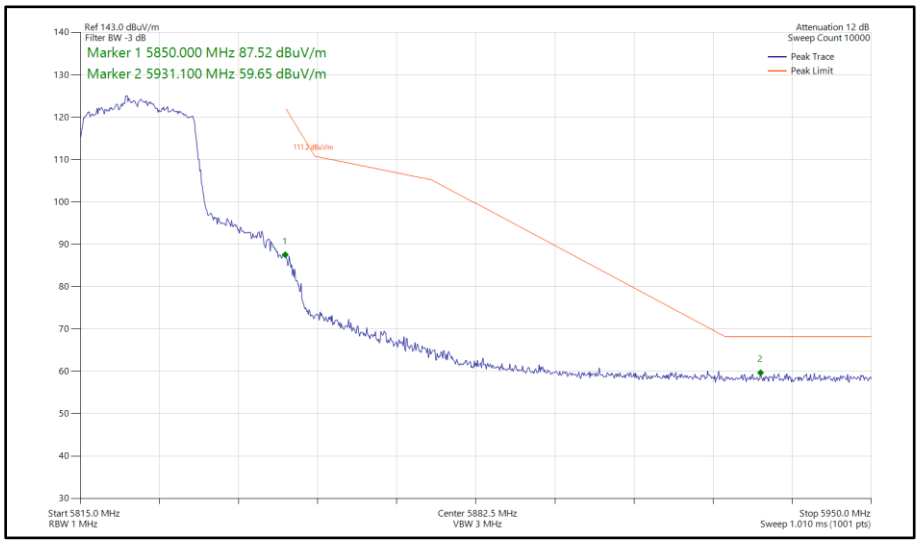

Figure 314 - 802.11ax HE20, SU, SDM, Core 0 - Core 1 - 5825 MHz Band Edge Frequency 5850 MHz

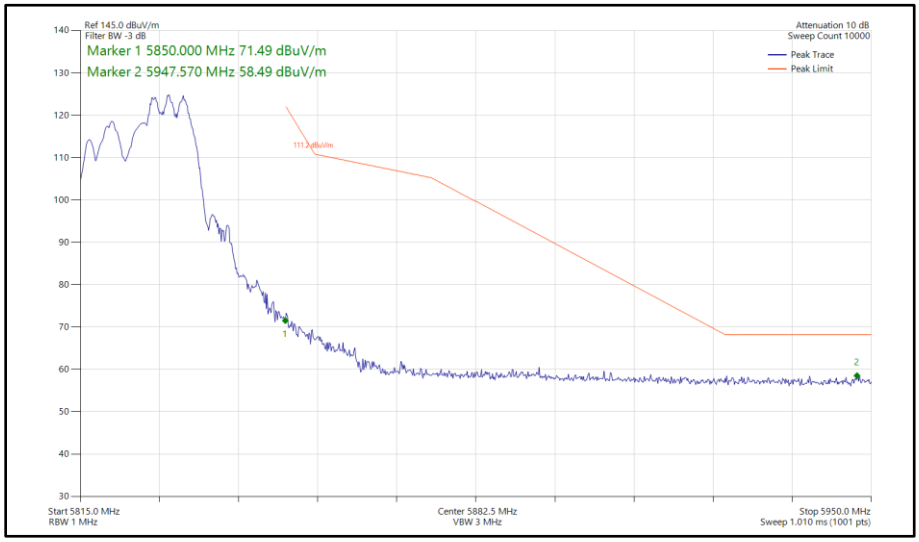

Figure 315 - 802.11ax HE20, RU 106-54, SDM, Core 0 - Core 1 - 5825 MHz Band Edge Frequency 5850 MHz