TUV SUD Limited Digitally signed by TUV SUD Limited Date: 2024.10.16 15:06:21 +01'00'

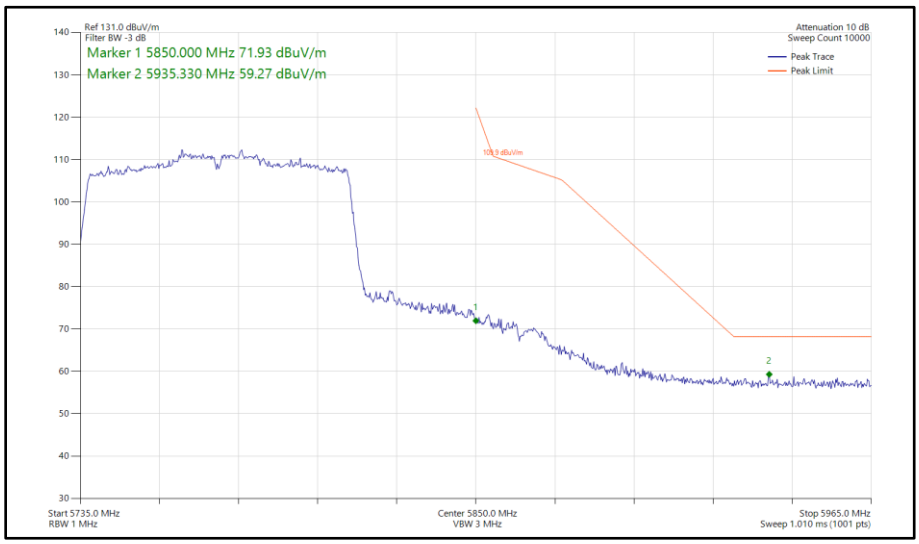

Figure 393 - 802.11ac VHT80, SISO, Core 1 - 5775 MHz Band Edge Frequency 5850 MHz

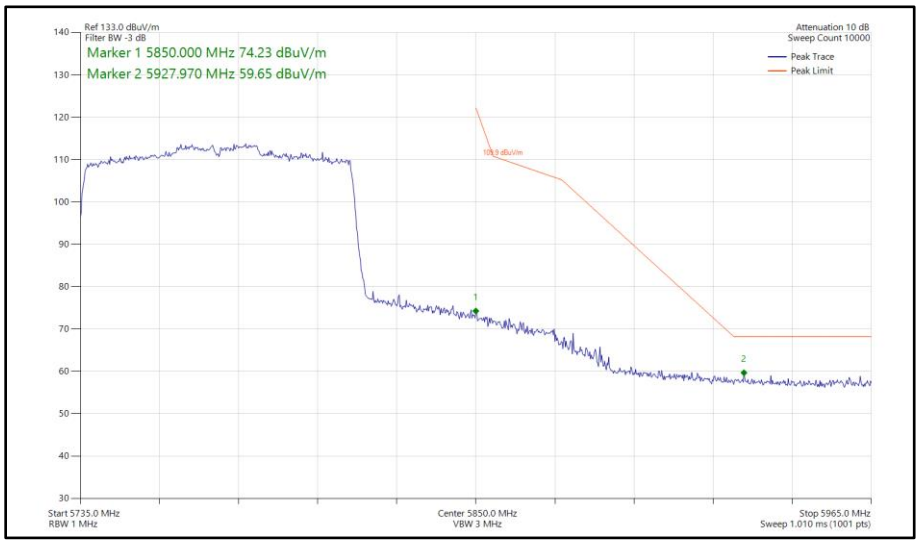

Figure 394 - 802.11ax HE80, SU, SISO, Core 1 - 5775 MHz Band Edge Frequency 5850 MHz

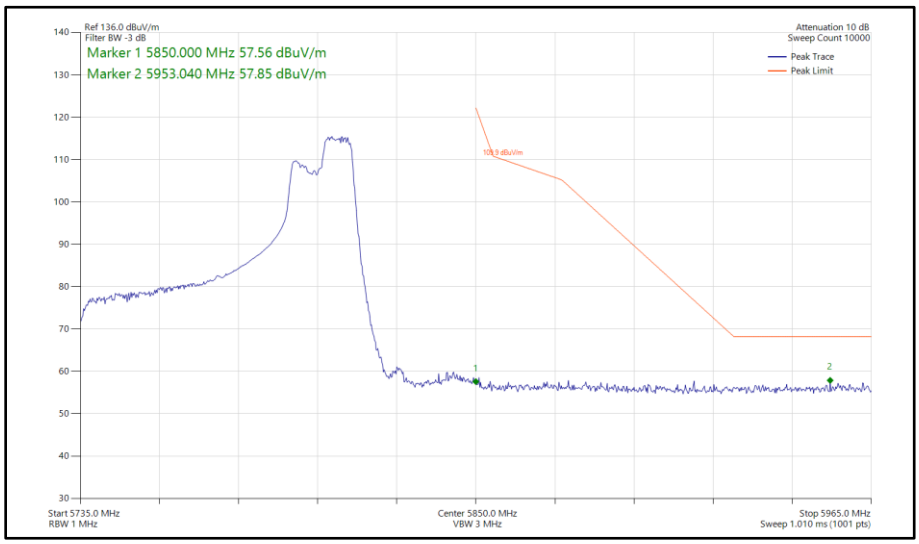

Figure 395 - 802.11ax HE80, RU 106-60, SISO, Core 1 - 5775 MHz Band Edge Frequency 5850 MHz

80 MHz Bandwidth - Core 0 - Core 1 (CDD)

Mode	Data Rate/ MCS	Resource Size	Resource Index	TX Frequency (MHz)	Band Edge Frequency (MHz)	Peak Level (dBµV/m)
802.11ac VHT80	MCS 4x1	-	-	5530	5470	61.78
802.11ax HE80	MCS 11x1	SU	-	5530	5470	62.90
802.11ax HE80	MCS 11x1	106	53	5530	5470	58.33
802.11ac VHT80	MCS 2x1	-	-	5775	5725	63.07
802.11ax HE80	MCS 2x1	SU	-	5775	5725	64.20
802.11ax HE80	MCS 11x1	52	52	5775	5725	57.73
802.11ac VHT80	MCS 8x1	-	-	5610	5725	62.35
802.11ax HE80	MCS 11x1	SU	-	5610	5725	63.57
802.11ax HE80	MCS 11x1	106	60	5610	5725	58.62
802.11ac VHT80	MCS 2x1	-	-	5775	5850	60.47
802.11ax HE80	MCS 2x1	SU	-	5775	5850	60.61
802.11ax HE80	MCS 11x1	106	60	5775	5850	57.84

Table 541 - CDD Authorised Band Edge Results

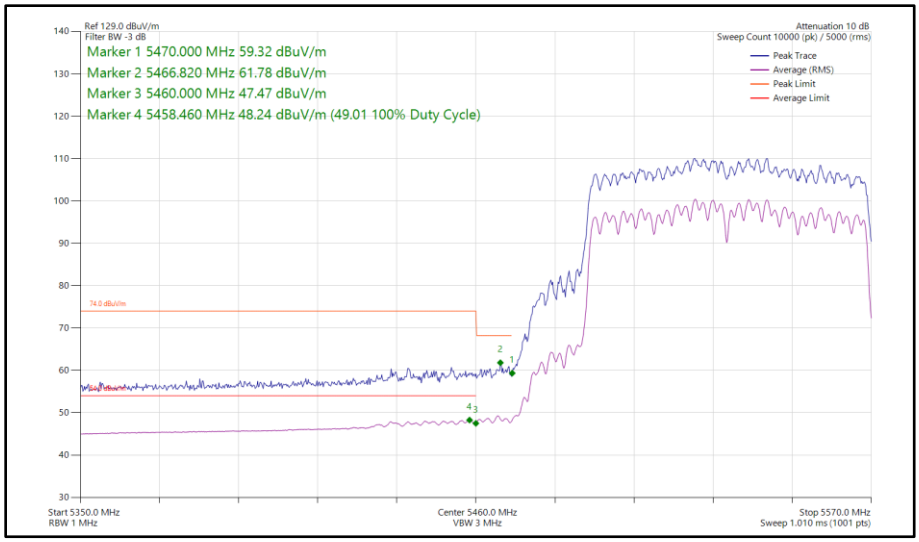

Figure 396 - 802.11ac VHT80, CDD, Core 0 - Core 1 - 5530 MHz Band Edge Frequency 5470 MHz

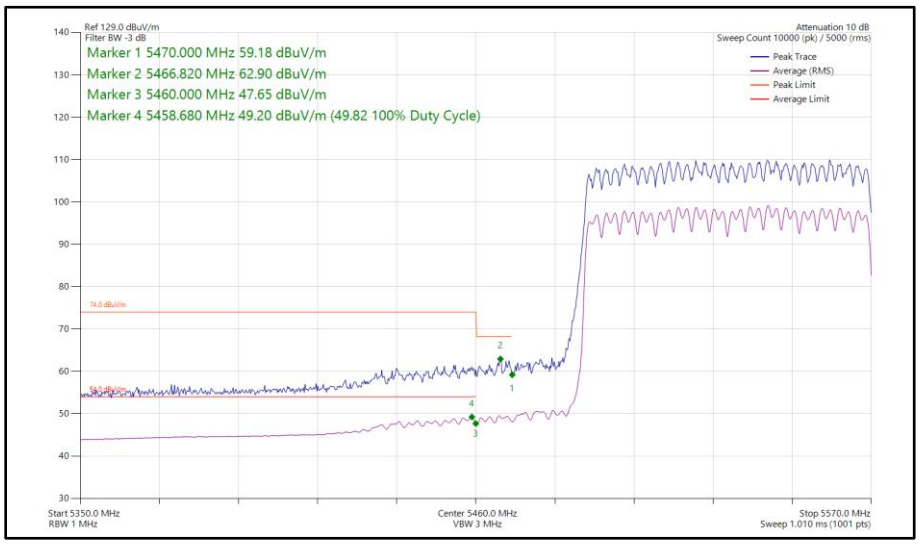

Figure 397 - 802.11ax HE80, SU, CDD, Core 0 - Core 1 - 5530 MHz Band Edge Frequency 5470 MHz

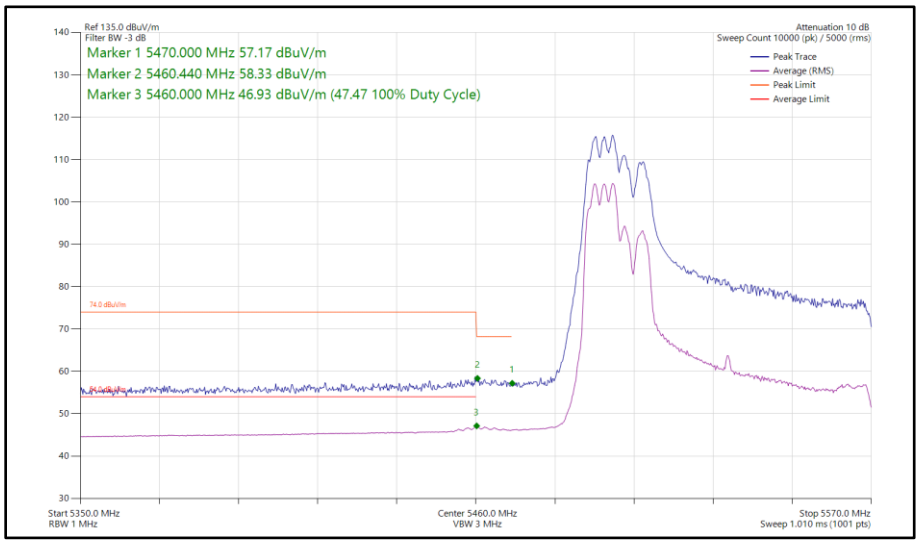

Figure 398 - 802.11ax HE80, RU 106-53, CDD, Core 0 - Core 1 - 5530 MHz Band Edge Frequency 5470 MHz

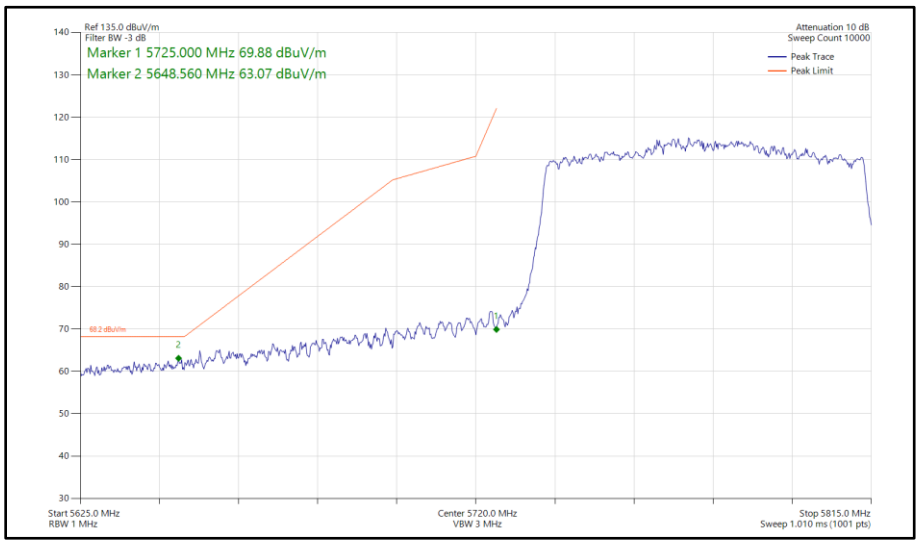

Figure 399 - 802.11ac VHT80, CDD, Core 0 - Core 1 - 5775 MHz Band Edge Frequency 5725 MHz

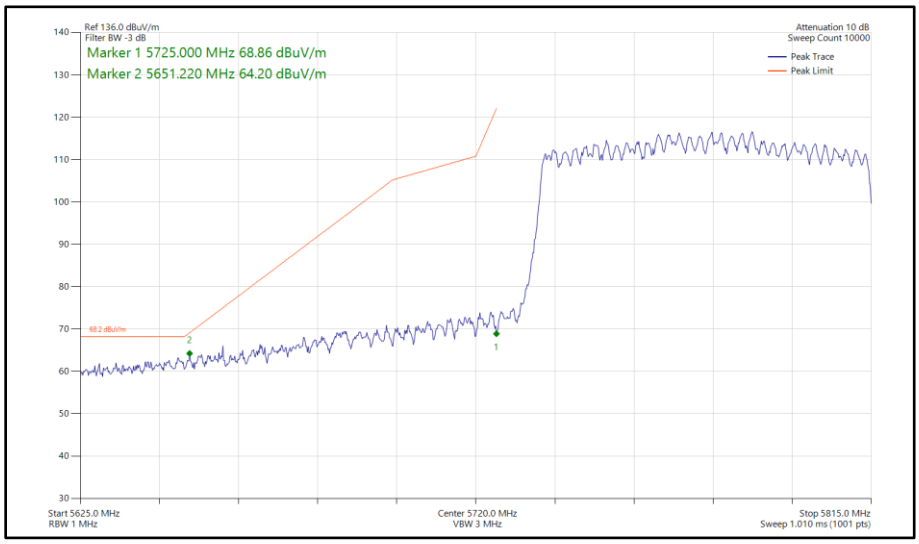

Figure 400 - 802.11ax HE80, SU, CDD, Core 0 - Core 1 - 5775 MHz Band Edge Frequency 5725 MHz

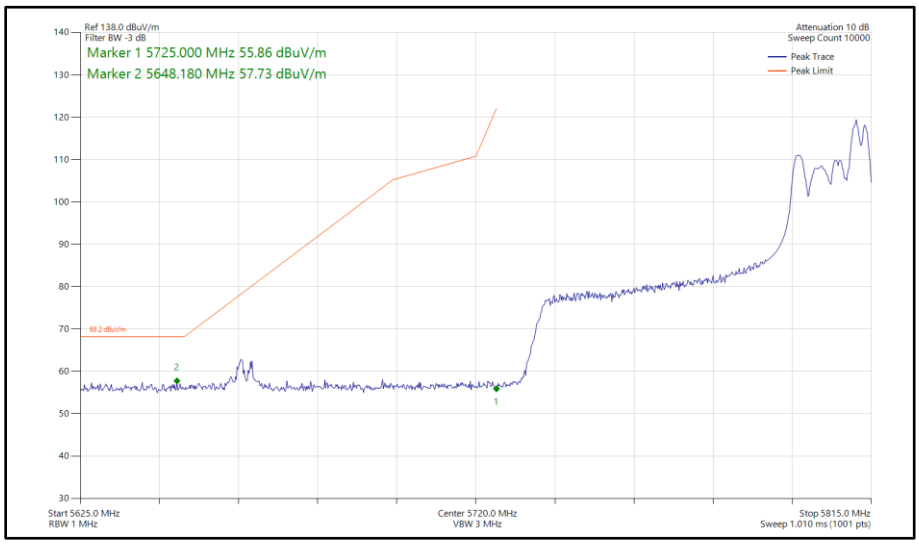

Figure 401 - 802.11ax HE80, RU 52-52, CDD, Core 0 - Core 1 - 5775 MHz Band Edge Frequency 5725 MHz

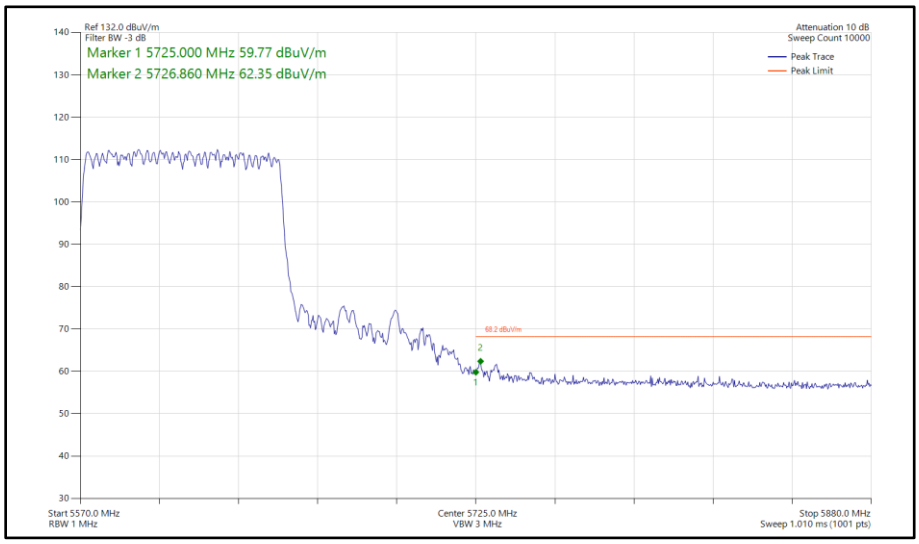

Figure 402 - 802.11ac VHT80, CDD, Core 0 - Core 1 - 5610 MHz Band Edge Frequency 5725 MHz

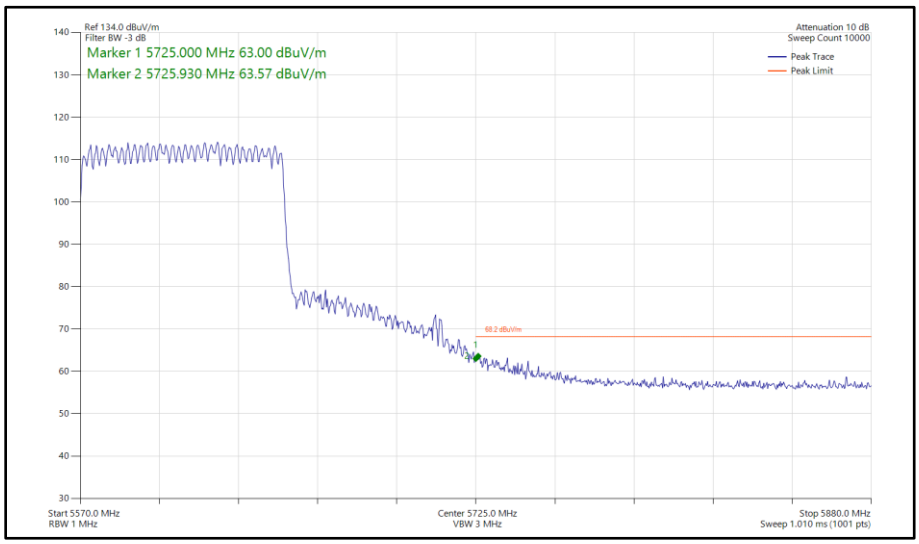

Figure 403 - 802.11ax HE80, SU, CDD, Core 0 - Core 1 - 5610 MHz Band Edge Frequency 5725 MHz

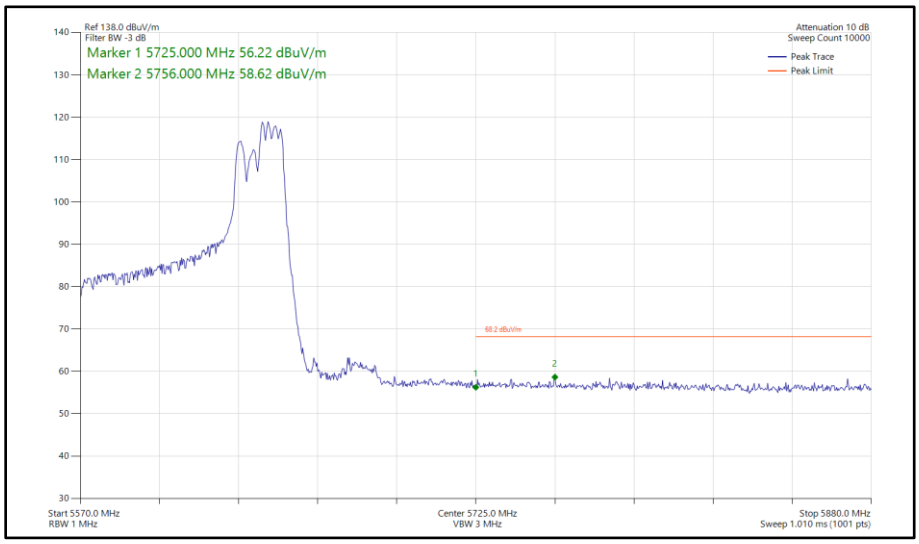

Figure 404 - 802.11ax HE80, RU 106-60, CDD, Core 0 - Core 1 - 5610 MHz Band Edge Frequency 5725 MHz

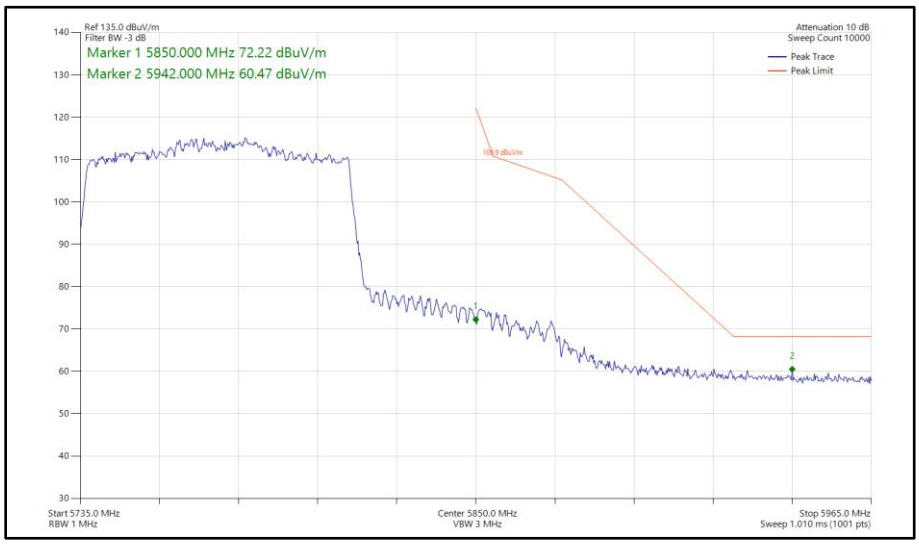

Figure 405 - 802.11ac VHT80, CDD, Core 0 - Core 1 - 5775 MHz Band Edge Frequency 5850 MHz

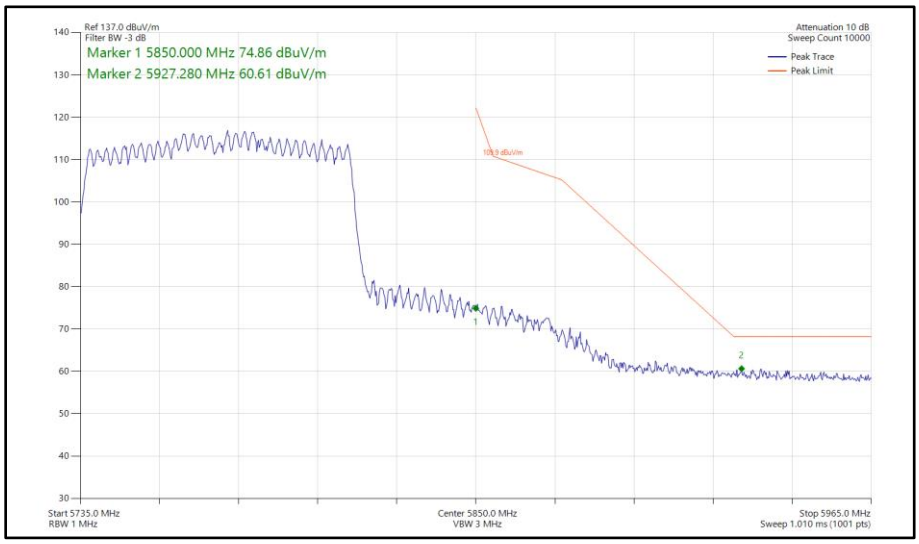

Figure 406 - 802.11ax HE80, SU, CDD, Core 0 - Core 1 - 5775 MHz Band Edge Frequency 5850 MHz

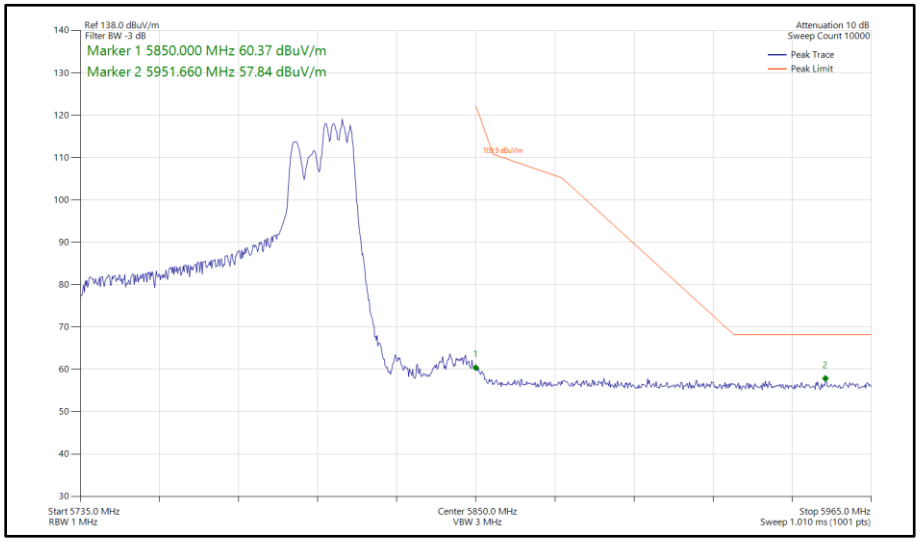

Figure 407 - 802.11ax HE80, RU 106-60, CDD, Core 0 - Core 1 - 5775 MHz Band Edge Frequency 5850 MHz

80 MHz Bandwidth - Core 0 - Core 1 (SDM)

Mode	Data Rate/ MCS	Resource Size	Resource Index	TX Frequency (MHz)	Band Edge Frequency (MHz)	Peak Level (dBµV/m)
802.11ac VHT80	MCS 2x2	-	-	5530	5470	61.09
802.11ax HE80	MCS 4x2	SU	-	5530	5470	61.40
802.11ax HE80	MCS 11x2	106	53	5530	5470	58.41
802.11ac VHT80	MCS 8x2	-	-	5775	5725	61.80
802.11ax HE80	MCS 4x2	SU	-	5775	5725	63.28
802.11ax HE80	MCS 11x2	106	60	5775	5725	57.93
802.11ac VHT80	MCS 8x2	-	-	5610	5725	62.31
802.11ax HE80	MCS 11x2	SU	-	5610	5725	61.98
802.11ax HE80	MCS 11x2	106	60	5610	5725	58.73
802.11ac VHT80	MCS 2x2	-	-	5775	5850	59.78
802.11ax HE80	MCS 2x2	SU	-	5775	5850	60.32
802.11ax HE80	MCS 11x2	106	60	5775	5850	57.64

Table 542 - SDM Authorised Band Edge Results

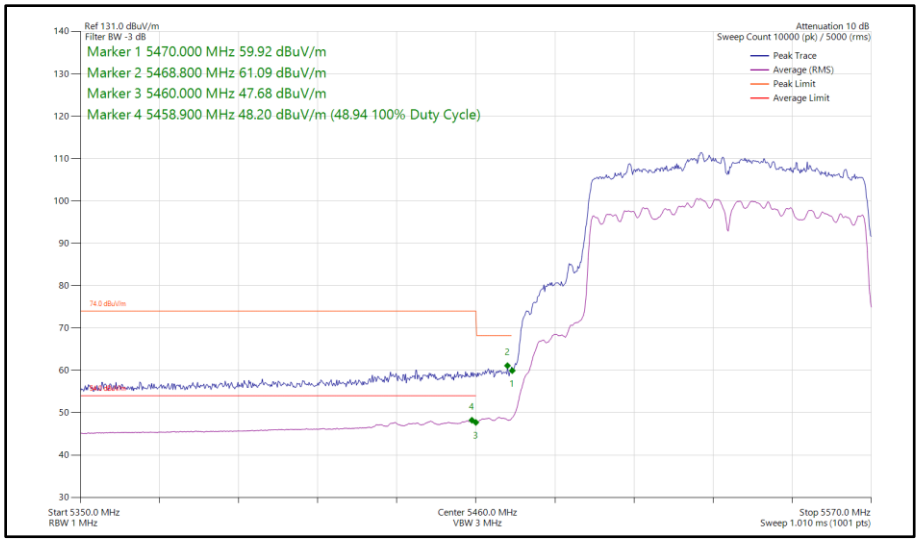

Figure 408 - 802.11ac VHT80, SDM, Core 0 - Core 1 - 5530 MHz Band Edge Frequency 5470 MHz

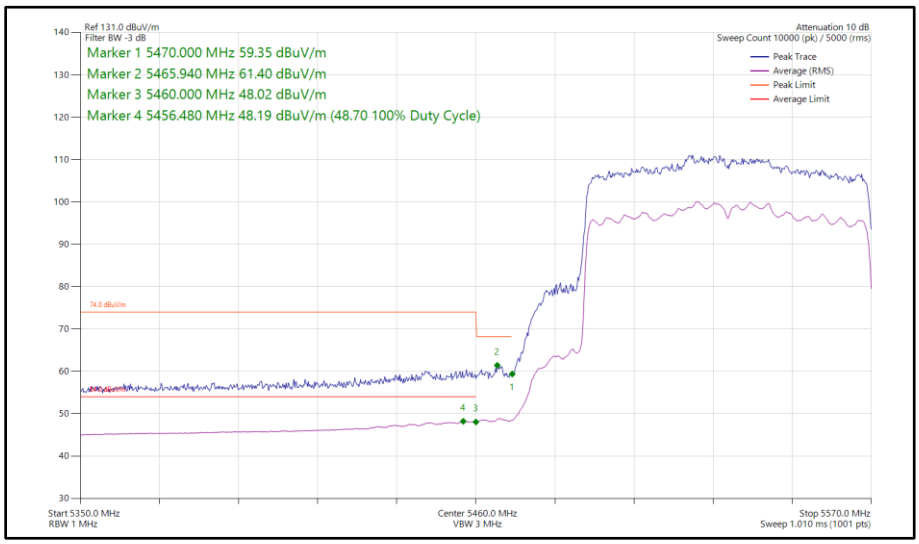

Figure 409 - 802.11ax HE80, SU, SDM, Core 0 - Core 1 - 5530 MHz Band Edge Frequency 5470 MHz

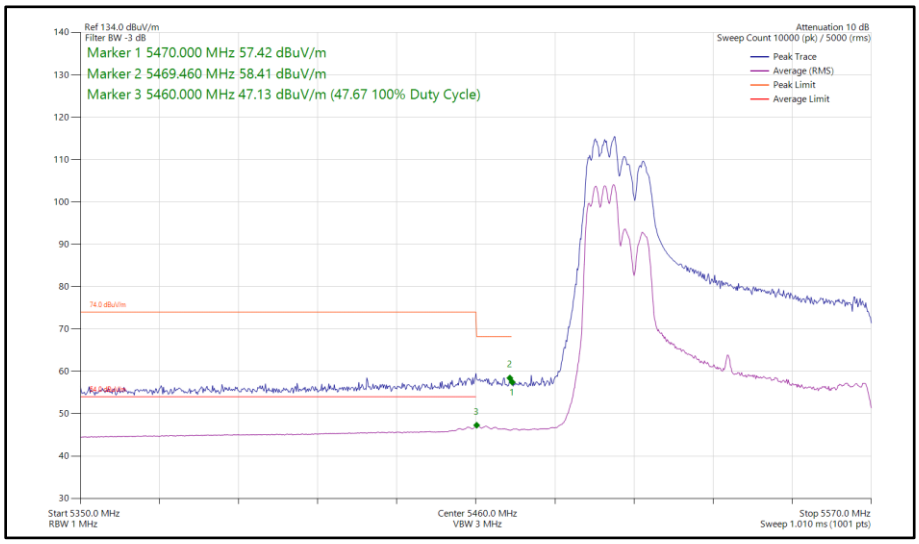

Figure 410 - 802.11ax HE80, RU 106-53, SDM, Core 0 - Core 1 - 5530 MHz Band Edge Frequency 5470 MHz

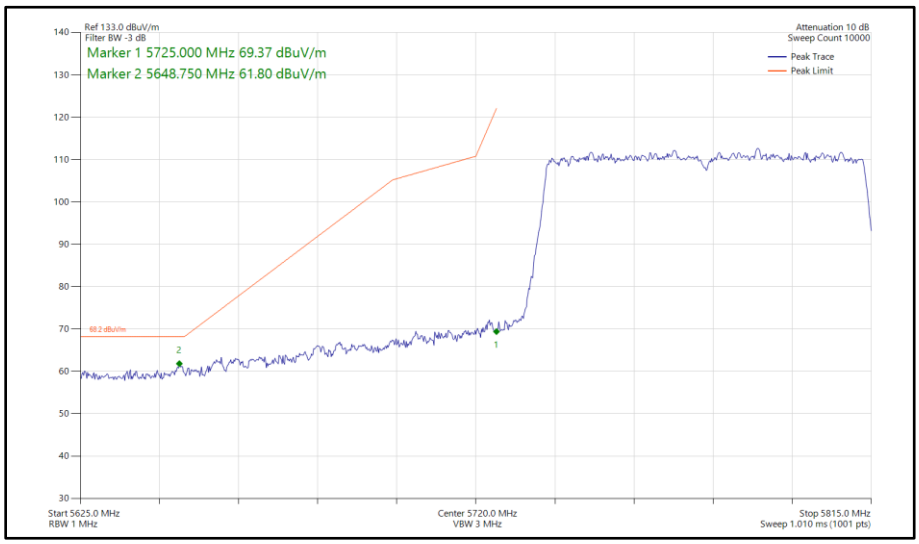

Figure 411 - 802.11ac VHT80, SDM, Core 0 - Core 1 - 5775 MHz Band Edge Frequency 5725 MHz

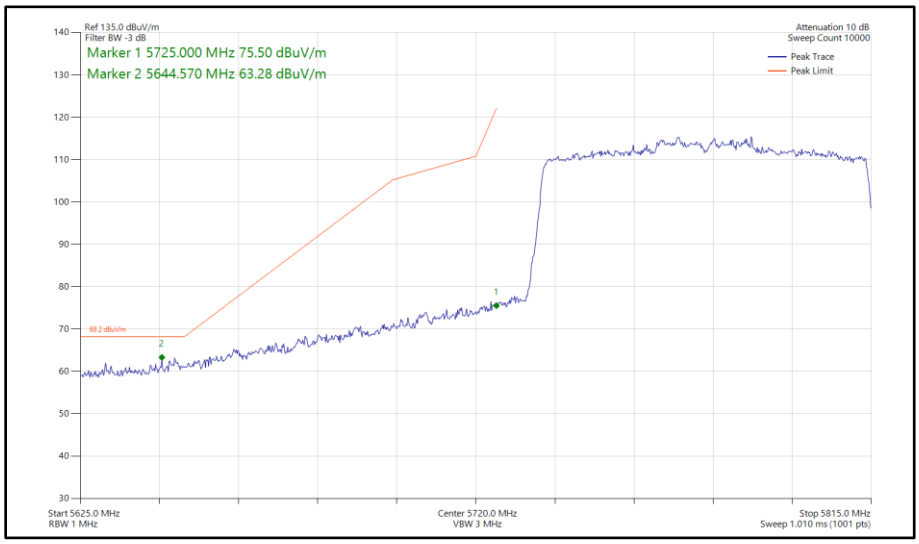

Figure 412 - 802.11ax HE80, SU, SDM, Core 0 - Core 1 - 5775 MHz Band Edge Frequency 5725 MHz

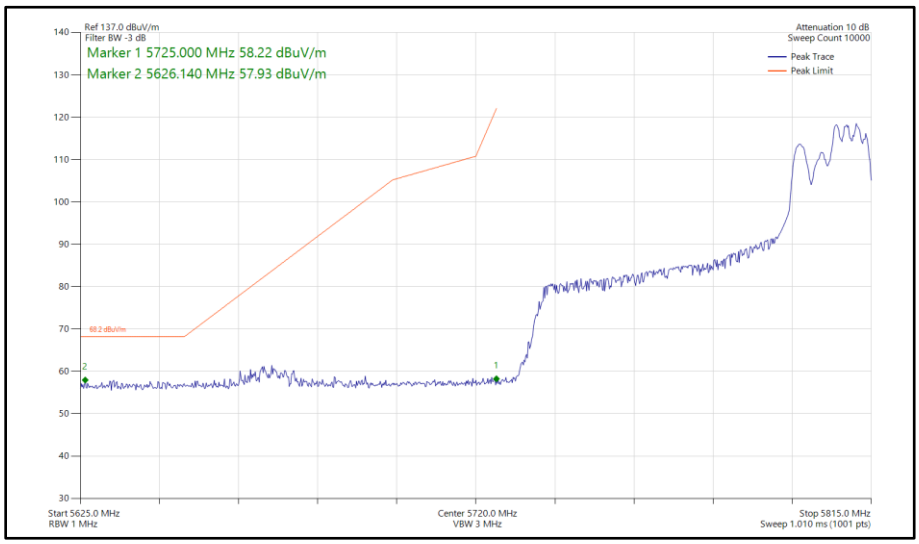

Figure 413 - 802.11ax HE80, RU 106-60, SDM, Core 0 - Core 1 - 5775 MHz Band Edge Frequency 5725 MHz

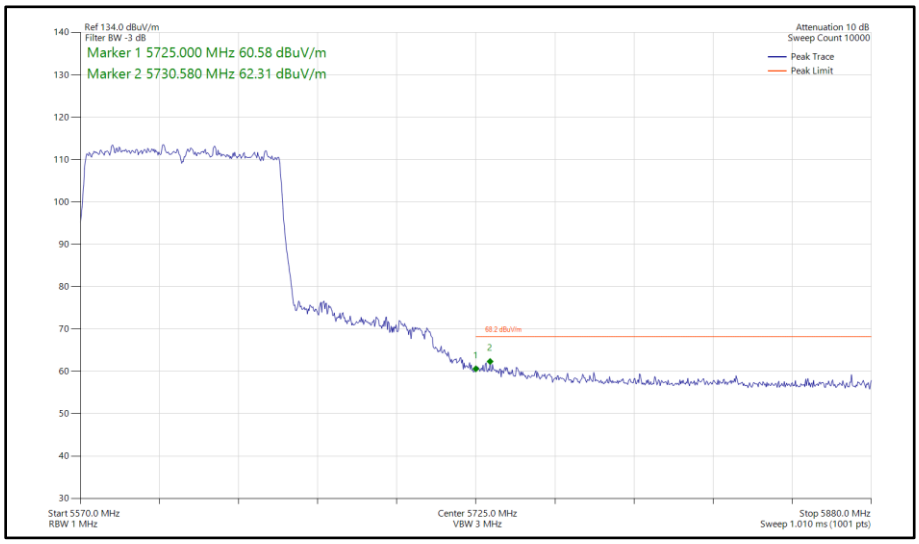

Figure 414 - 802.11ac VHT80, SDM, Core 0 - Core 1 - 5610 MHz Band Edge Frequency 5725 MHz

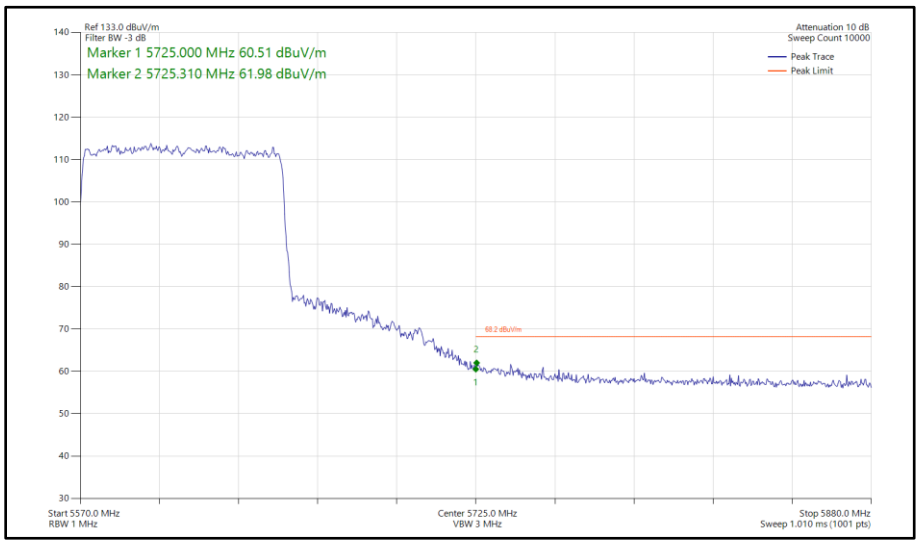

Figure 415 - 802.11ax HE80, SU, SDM, Core 0 - Core 1 - 5610 MHz Band Edge Frequency 5725 MHz

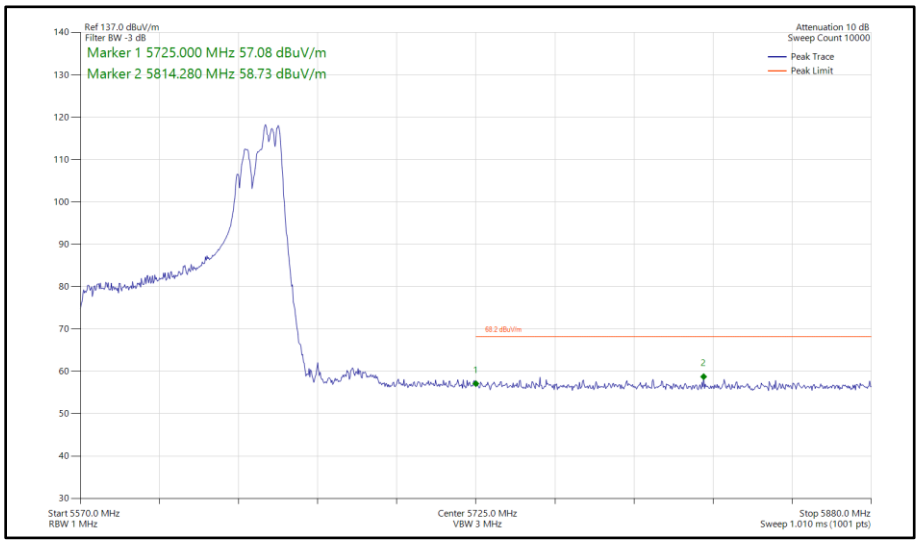

Figure 416 - 802.11ax HE80, RU 106-60, SDM, Core 0 - Core 1 - 5610 MHz Band Edge Frequency 5725 MHz

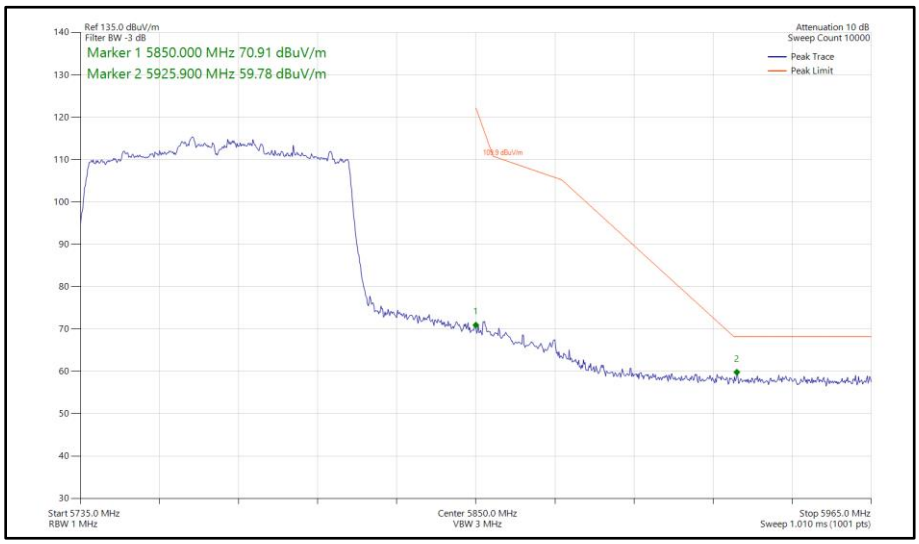

Figure 417 - 802.11ac VHT80, SDM, Core 0 - Core 1 - 5775 MHz Band Edge Frequency 5850 MHz

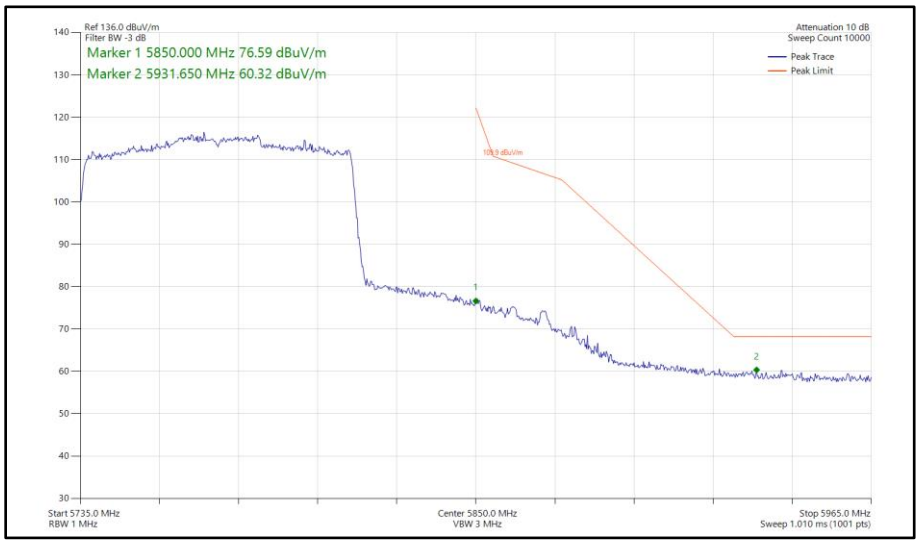

Figure 418 - 802.11ax HE80, SU, SDM, Core 0 - Core 1 - 5775 MHz Band Edge Frequency 5850 MHz

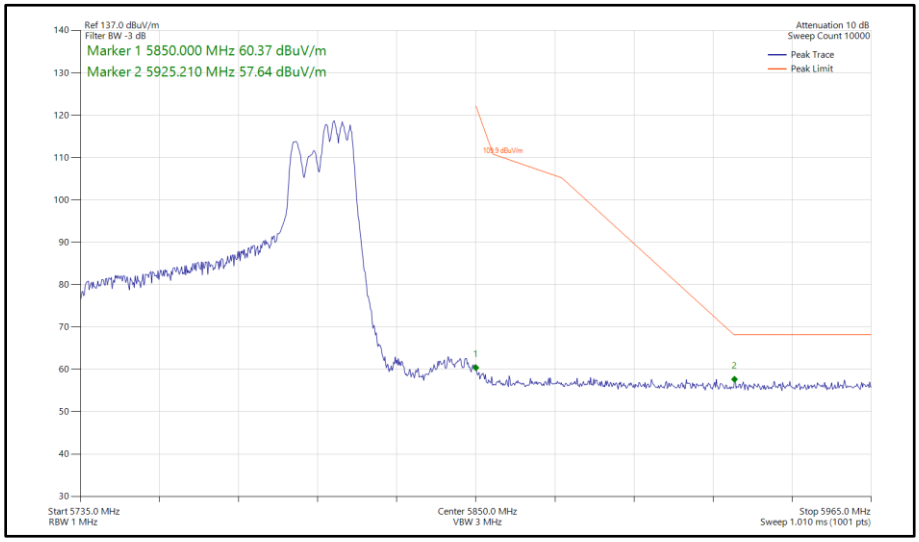

Figure 419 - 802.11ax HE80, RU 106-60, SDM, Core 0 - Core 1 - 5775 MHz Band Edge Frequency 5850 MHz

80 MHz Bandwidth - Core 0 - Core 1 (TxBF)

Mode	Data Rate/ MCS	Resource Size	Resource Index	TX Frequency (MHz)	Band Edge Frequency (MHz)	Peak Level (dBµV/m)
802.11ac VHT80	MCS 8x1	-	-	5530	5470	59.84
802.11ac VHT80	MCS 2x1	-	-	5775	5725	57.15
802.11ac VHT80	MCS 2x1	-	-	5610	5725	57.77
802.11ac VHT80	MCS 2x1	-	-	5775	5850	60.12

Table 543 - TxBF Authorised Band Edge Results

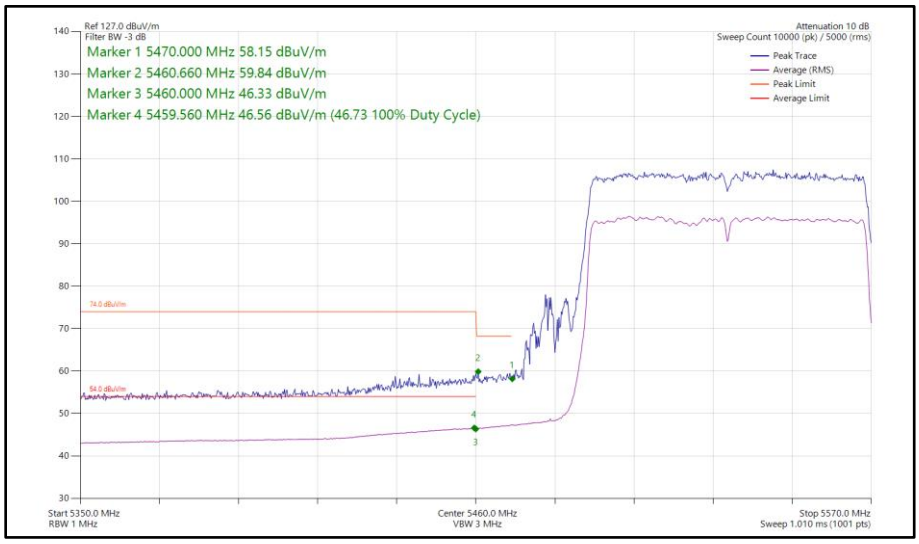

Figure 420 - 802.11ac VHT80, TxBF, Core 0 - Core 1 - 5530 MHz Band Edge Frequency 5470 MHz

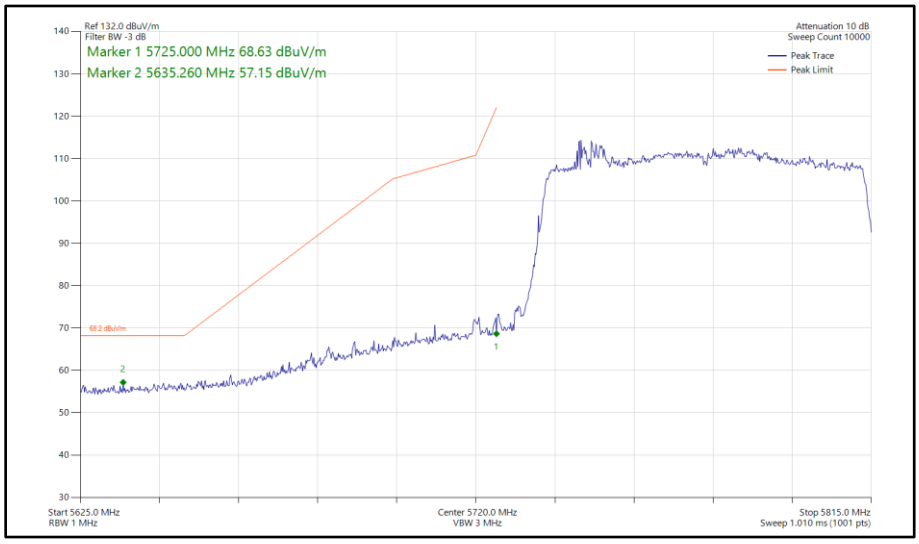

Figure 421 - 802.11ac VHT80, TxBF, Core 0 - Core 1 - 5775 MHz Band Edge Frequency 5725 MHz

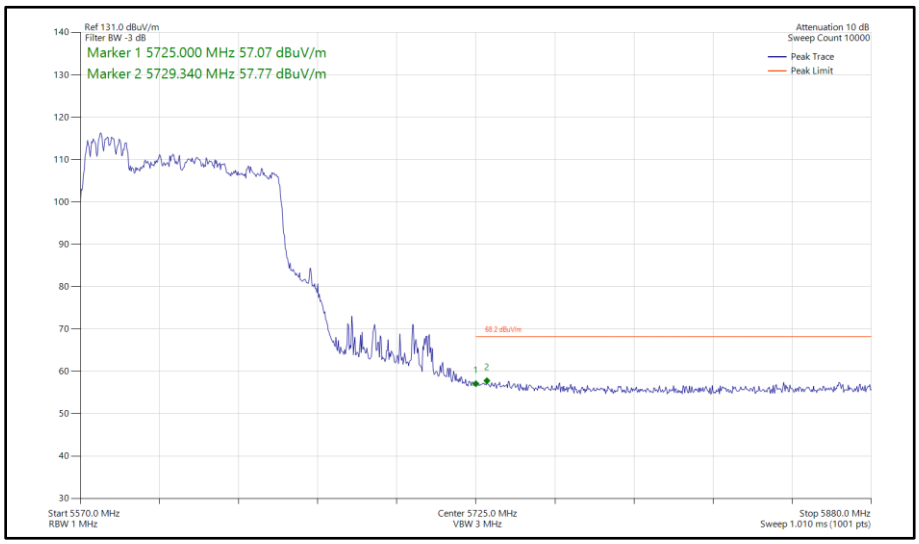

Figure 422 - 802.11ac VHT80, TxBF, Core 0 - Core 1 - 5610 MHz Band Edge Frequency 5725 MHz

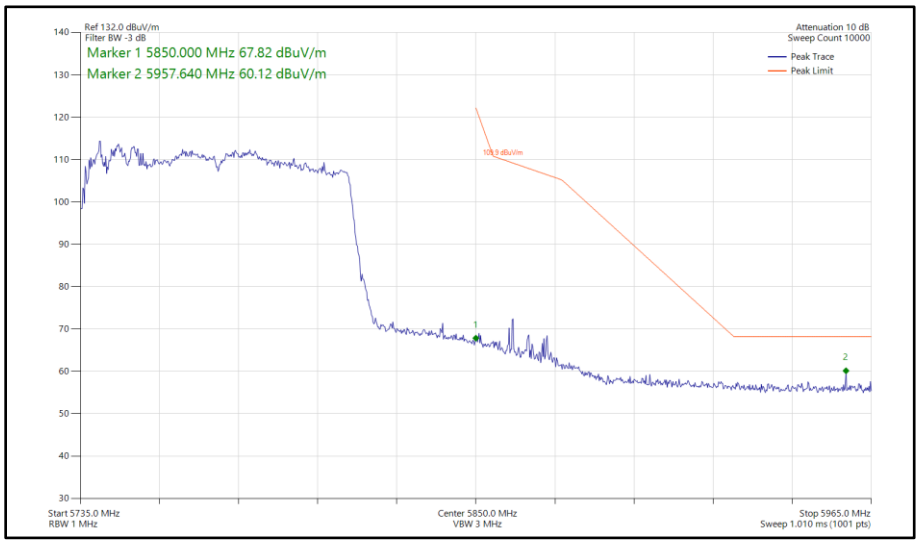

Figure 423 - 802.11ac VHT80, TxBF, Core 0 - Core 1 - 5775 MHz Band Edge Frequency 5850 MHz

160 MHz Bandwidth - Core 0 (SISO)

Mode	Data Rate/ MCS	Resource Size	Resource Index	TX Frequency (MHz)	Band Edge Frequency (MHz)	Peak Level (dBµV/m)
802.11ac VHT160	MCS 7x1	-	-	5570	5470	60.79
802.11ax HE160	MCS 11x1	SU	-	5570	5470	61.24
802.11ax HE160	MCS 11x1	52	37P	5570	5470	57.20
802.11ac VHT160	MCS 2x1	-	-	5570	5725	58.38
802.11ax HE160	MCS 4x1	SU	-	5570	5725	58.20
802.11ax HE160	MCS 11x1	52	52S	5570	5725	57.04

Table 544 - SISO Authorised Band Edge Results

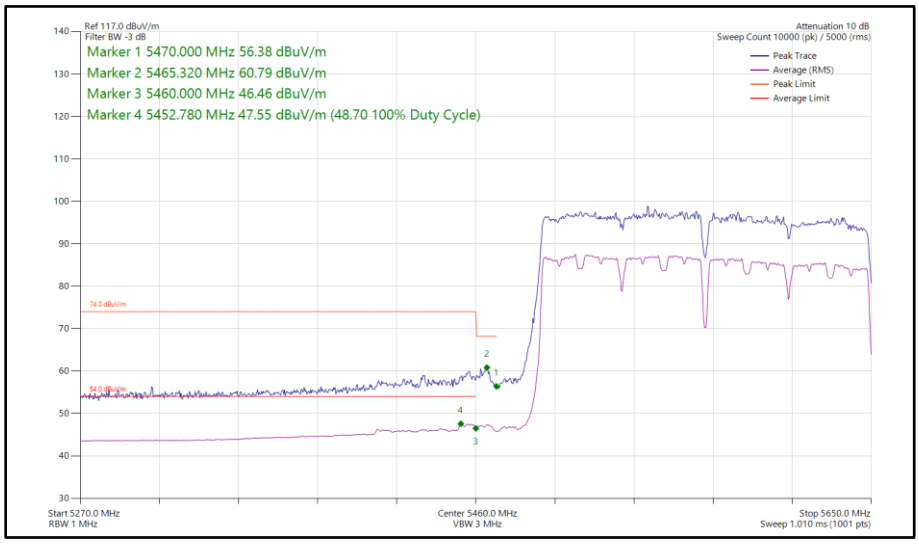

Figure 424 - 802.11ac VHT160, SISO, Core 0 - 5570 MHz
Band Edge Frequency 5470 MHz

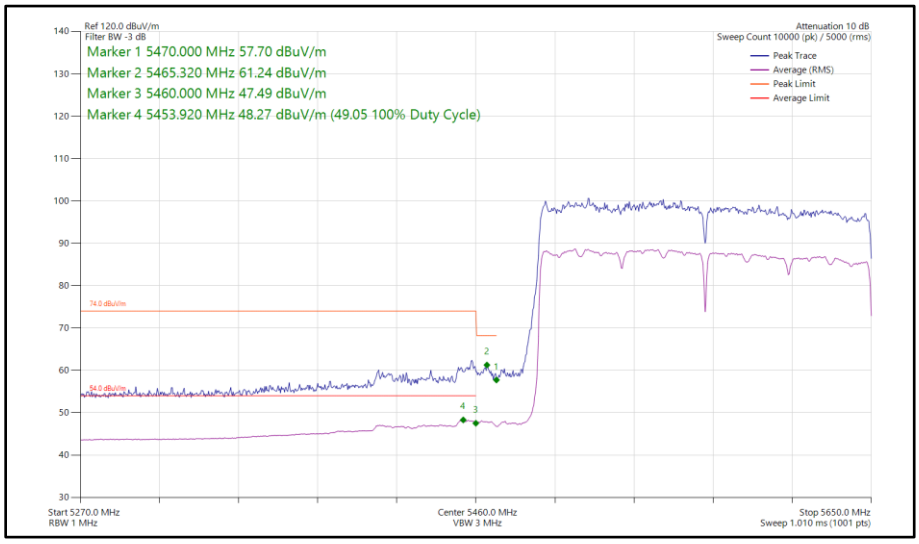

Figure 425 - 802.11ax HE160, SU, SISO, Core 0 - 5570 MHz
Band Edge Frequency 5470 MHz

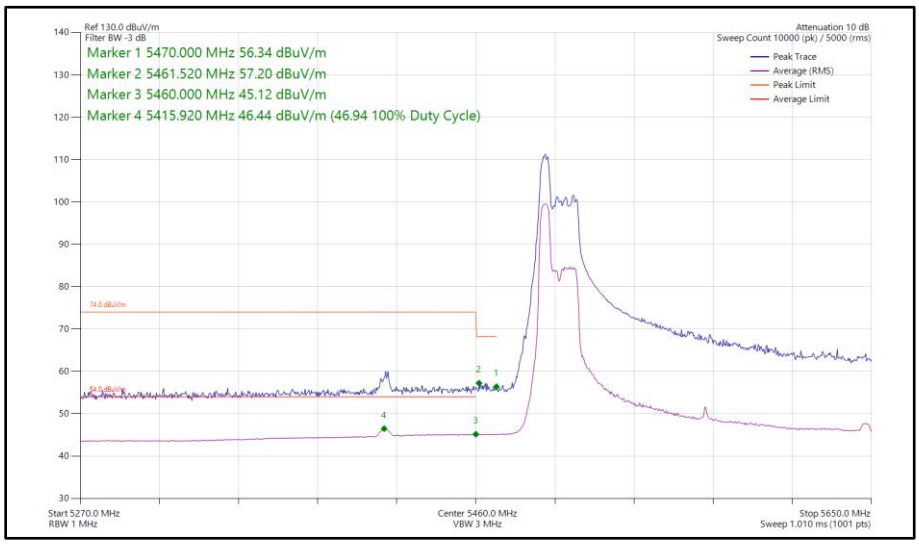

Figure 426 - 802.11ax HE160, RU 52-37P, SISO, Core 0 - 5570 MHz Band Edge Frequency 5470 MHz

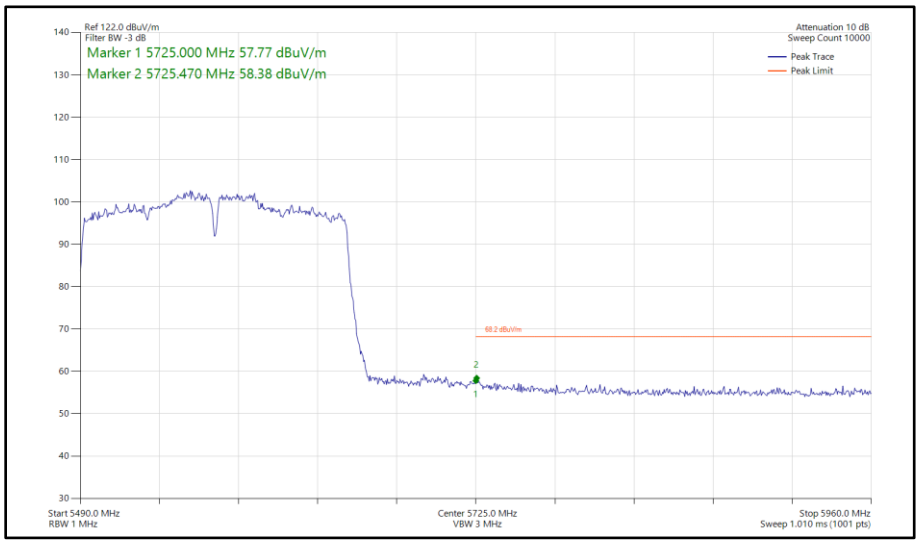

Figure 427 - 802.11ac VHT160, SISO, Core 0 - 5570 MHz Band Edge Frequency 5725 MHz

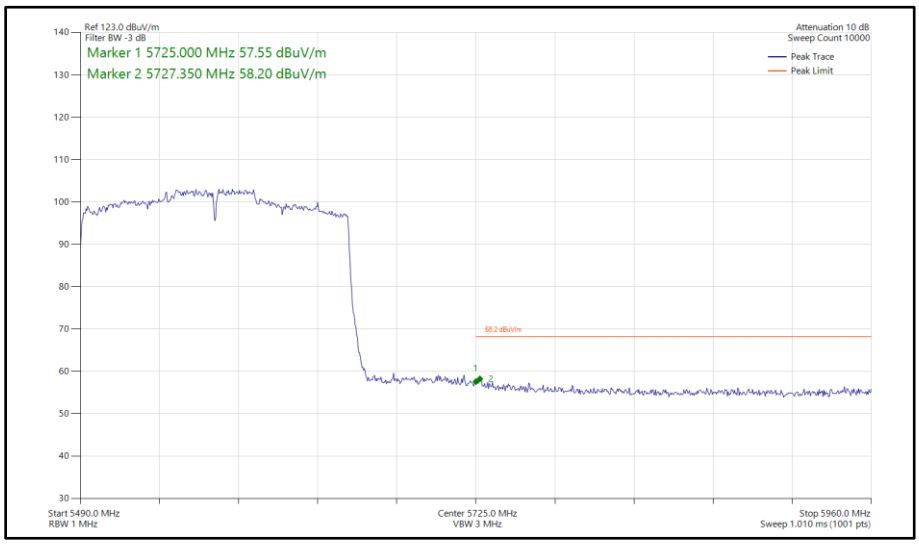

Figure 428 - 802.11ax HE160, SU, SISO, Core 0 - 5570 MHz Band Edge Frequency 5725 MHz

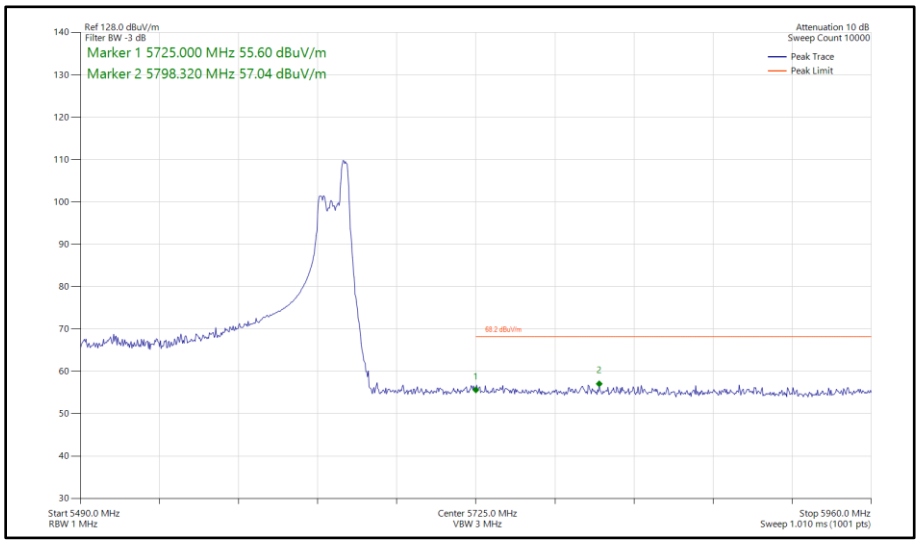

Figure 429 - 802.11ax HE160, RU 52-52S, SISO, Core 0 - 5570 MHz Band Edge Frequency 5725 MHz

160 MHz Bandwidth - Core 1 (SISO)

Mode	Data Rate/ MCS	Resource Size	Resource Index	TX Frequency (MHz)	Band Edge Frequency (MHz)	Peak Level (dBµV/m)
802.11ac VHT160	MCS 7x1	-	-	5570	5470	61.01
802.11ax HE160	MCS 4x1	SU	-	5570	5470	61.77
802.11ax HE160	MCS 11x1	52	52S	5570	5470	57.28
802.11ac VHT160	MCS 4x1	-	-	5570	5725	59.22
802.11ax HE160	MCS 4x1	SU	-	5570	5725	59.80
802.11ax HE160	MCS 11x1	106	53P	5570	5725	58.10

Table 545 - SISO Authorised Band Edge Results

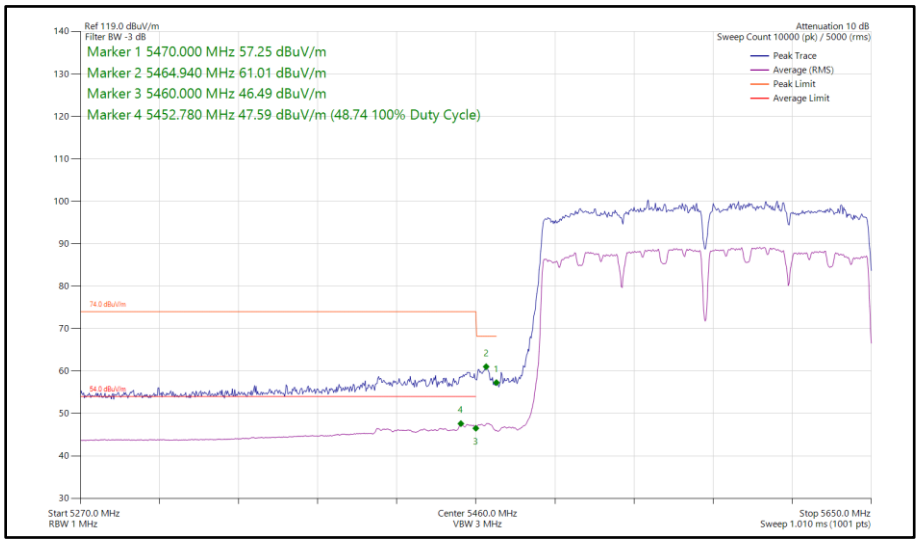

Figure 430 - 802.11ac VHT160, SISO, Core 1 - 5570 MHz
Band Edge Frequency 5470 MHz

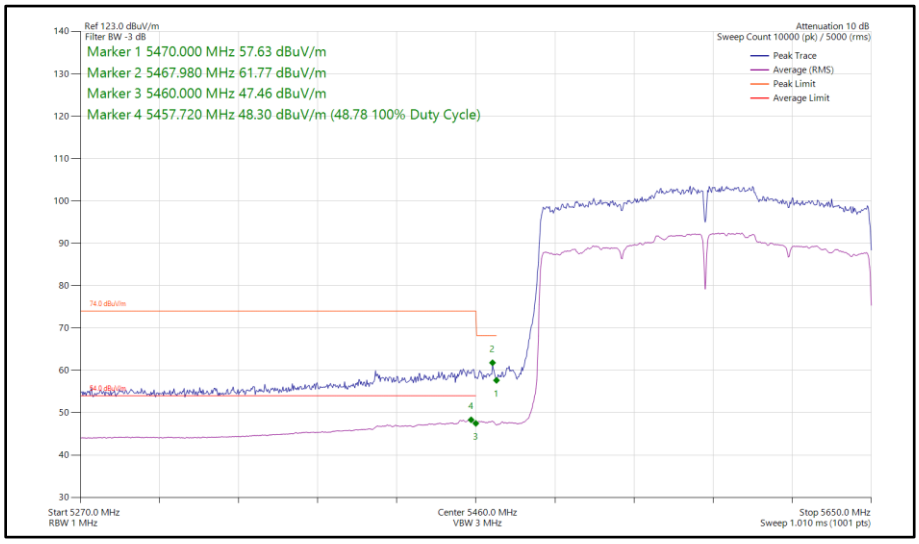

Figure 431 - 802.11ax HE160, SU, SISO, Core 1 - 5570 MHz
Band Edge Frequency 5470 MHz

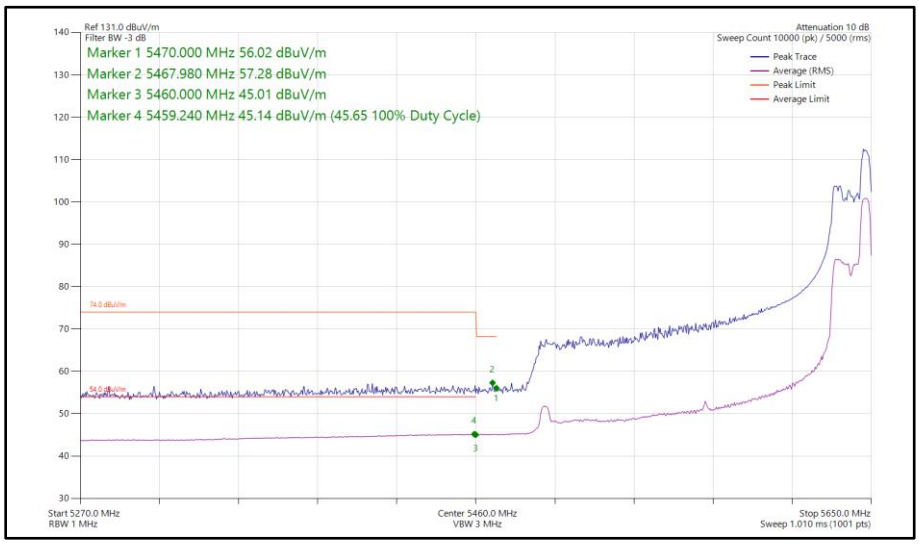

Figure 432 - 802.11ax HE160, RU 52-52S, SISO, Core 1 - 5570 MHz Band Edge Frequency 5470 MHz

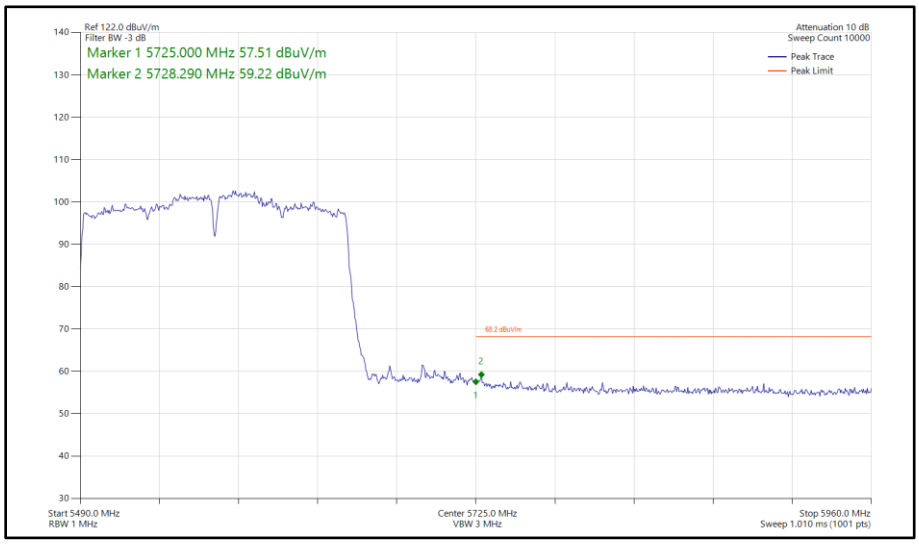

Figure 433 - 802.11ac VHT160, SISO, Core 1 - 5570 MHz Band Edge Frequency 5725 MHz

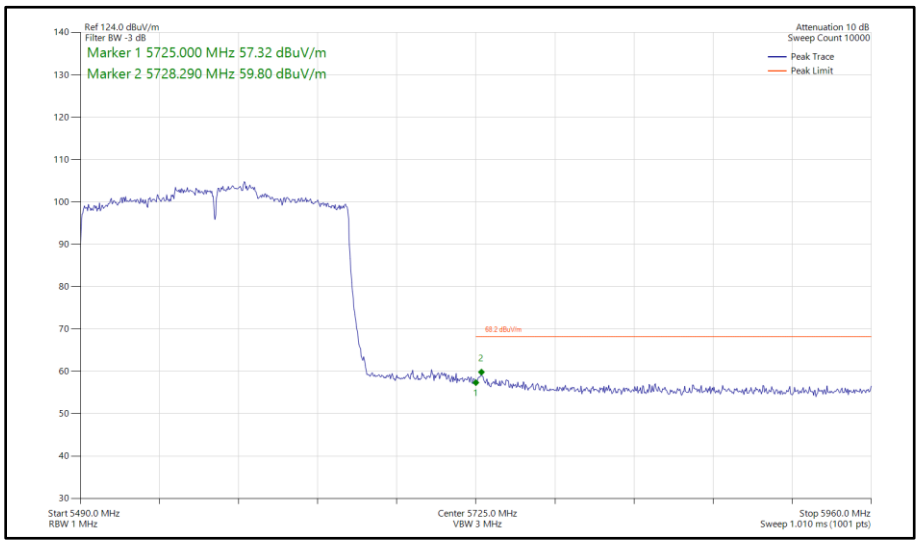

Figure 434 - 802.11ax HE160, SU, SISO, Core 1 - 5570 MHz Band Edge Frequency 5725 MHz

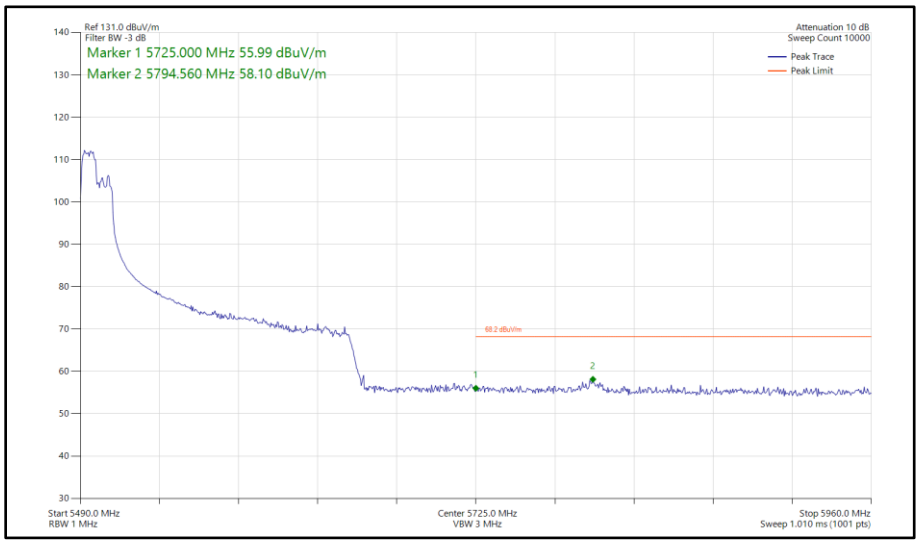

Figure 435 - 802.11ax HE160, RU 106-53P, SISO, Core 1 - 5570 MHz Band Edge Frequency 5725 MHz

160 MHz Bandwidth - Core 0 - Core 1 (CDD)

Mode	Data Rate/ MCS	Resource Size	Resource Index	TX Frequency (MHz)	Band Edge Frequency (MHz)	Peak Level (dBµV/m)
802.11ac VHT160	MCS 7x1	-	-	5570	5470	60.58
802.11ax HE160	MCS 4x1	SU	-	5570	5470	59.80
802.11ax HE160	MCS 11x1	106	53P	5570	5470	57.45
802.11ac VHT160	MCS 7x1	-	-	5570	5725	58.13
802.11ax HE160	MCS 4x1	SU	-	5570	5725	58.78
802.11ax HE160	MCS 11x1	106	53P	5570	5725	59.41

Table 546 - CDD Authorised Band Edge Results

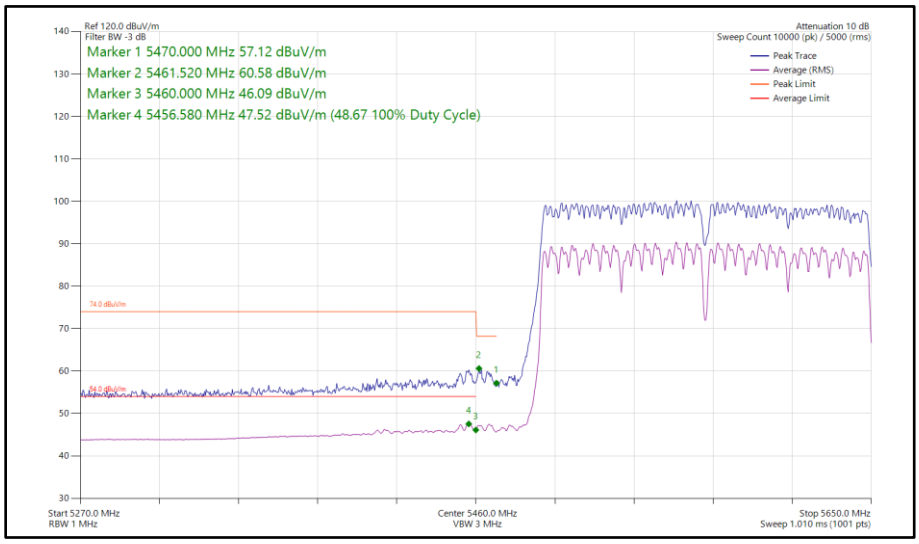

Figure 436 - 802.11ac VHT160, CDD, Core 0 - Core 1 - 5570 MHz Band Edge Frequency 5470 MHz

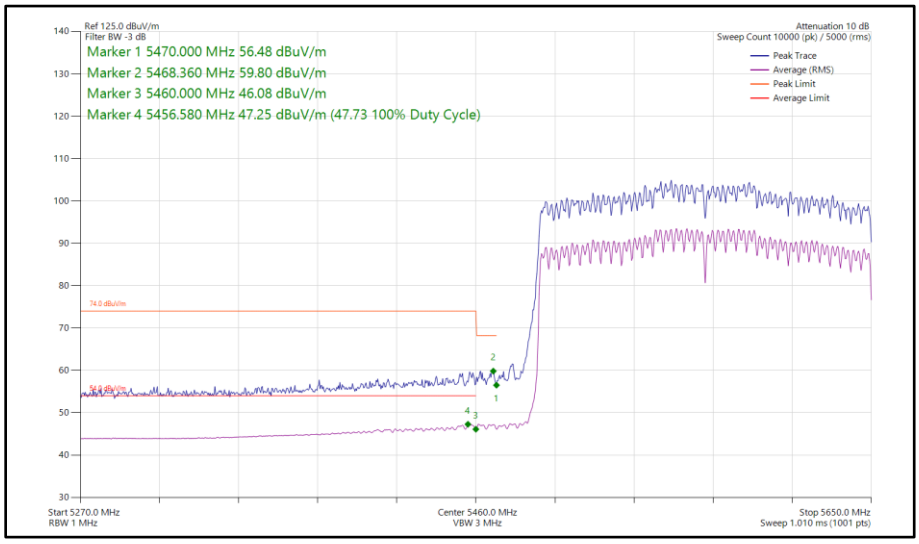

Figure 437 - 802.11ax HE160, SU, CDD, Core 0 - Core 1 - 5570 MHz Band Edge Frequency 5470 MHz

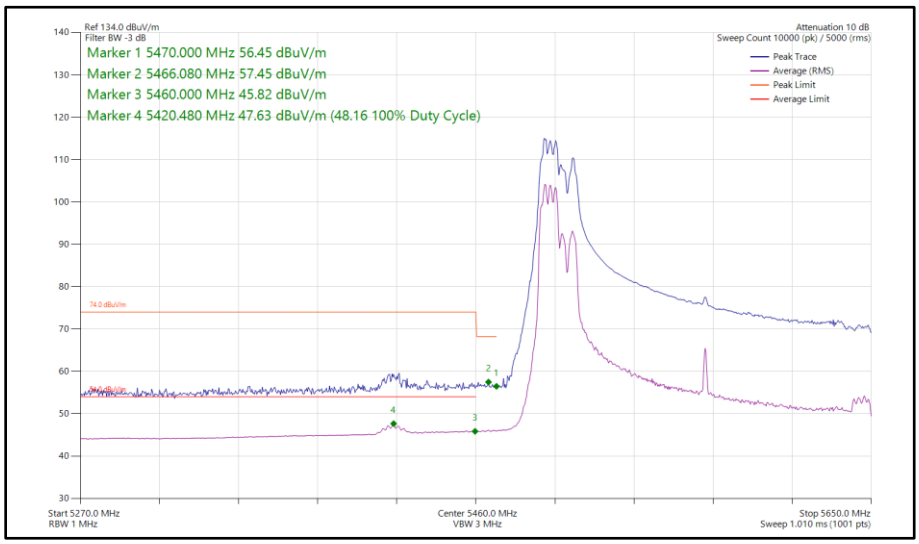

Figure 438 - 802.11ax HE160, RU 106-53P, CDD, Core 0 - Core 1 - 5570 MHz Band Edge Frequency 5470 MHz

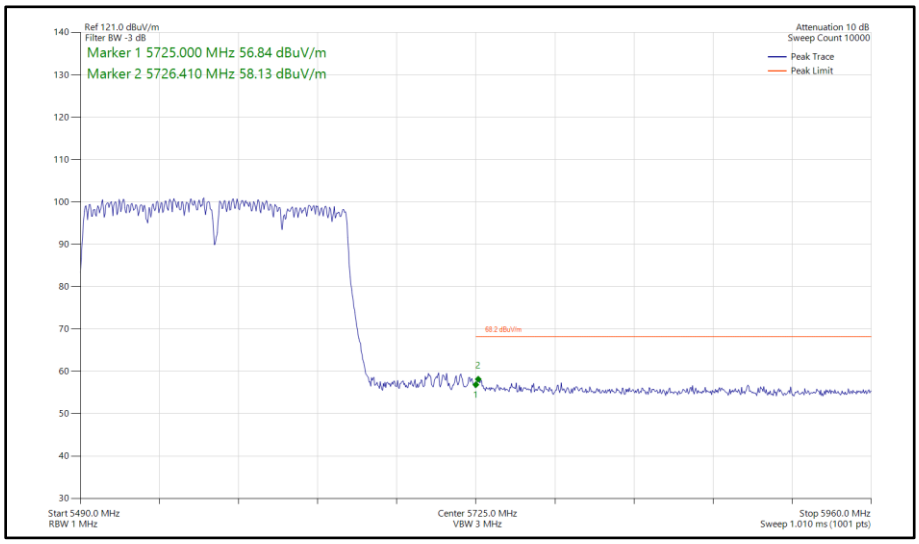

Figure 439 - 802.11ac VHT160, CDD, Core 0 - Core 1 - 5570 MHz Band Edge Frequency 5725 MHz

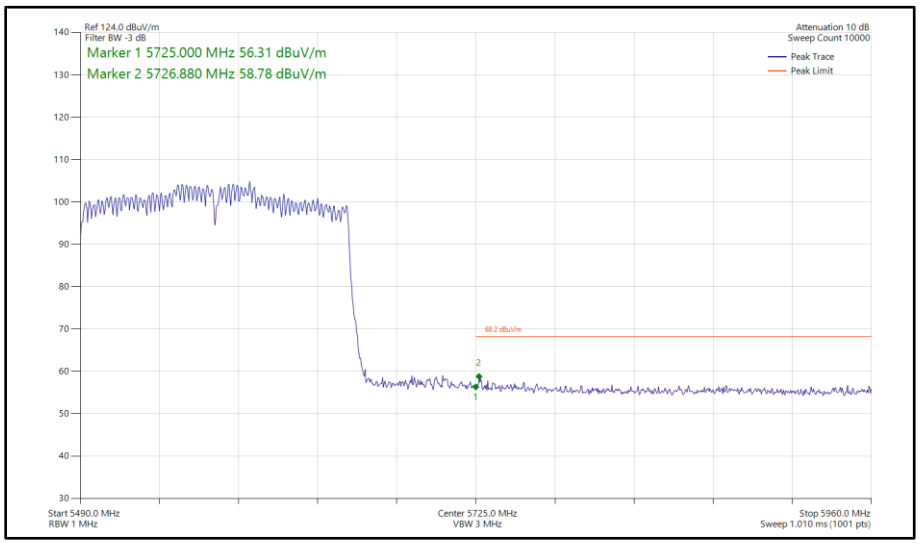

Figure 440 - 802.11ax HE160, SU, CDD, Core 0 - Core 1 - 5570 MHz Band Edge Frequency 5725 MHz

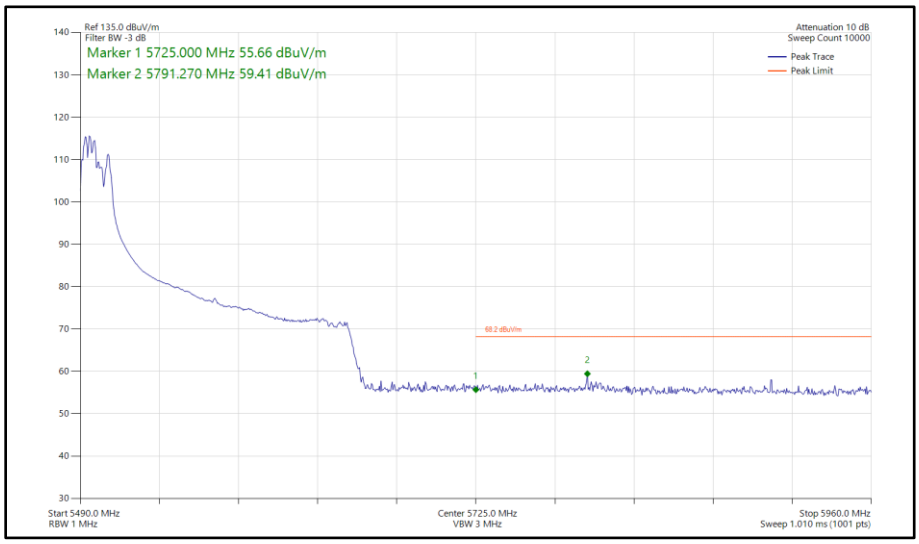

Figure 441 - 802.11ax HE160, RU 106-53P, CDD, Core 0 - Core 1 - 5570 MHz Band Edge Frequency 5725 MHz

160 MHz Bandwidth - Core 0 - Core 1 (SDM)

Mode	Data Rate/ MCS	Resource Size	Resource Index	TX Frequency (MHz)	Band Edge Frequency (MHz)	Peak Level (dBµV/m)
802.11ac VHT160	MCS 7x2	-	-	5570	5470	62.07
802.11ax HE160	MCS 4x2	SU	-	5570	5470	61.12
802.11ax HE160	MCS 11x2	106	53P	5570	5470	57.69
802.11ac VHT160	MCS 7x2	-	-	5570	5725	60.94
802.11ax HE160	MCS 4x2	SU	-	5570	5725	59.00
802.11ax HE160	MCS 11x2	106	53P	5570	5725	58.30

Table 547 - SDM Authorised Band Edge Results

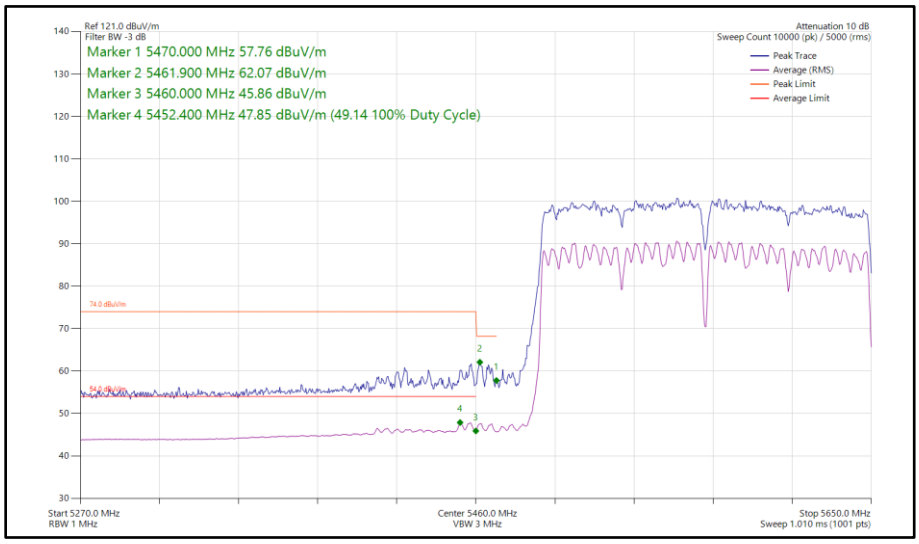

Figure 442 - 802.11ac VHT160, SDM, Core 0 - Core 1 - 5570 MHz Band Edge Frequency 5470 MHz

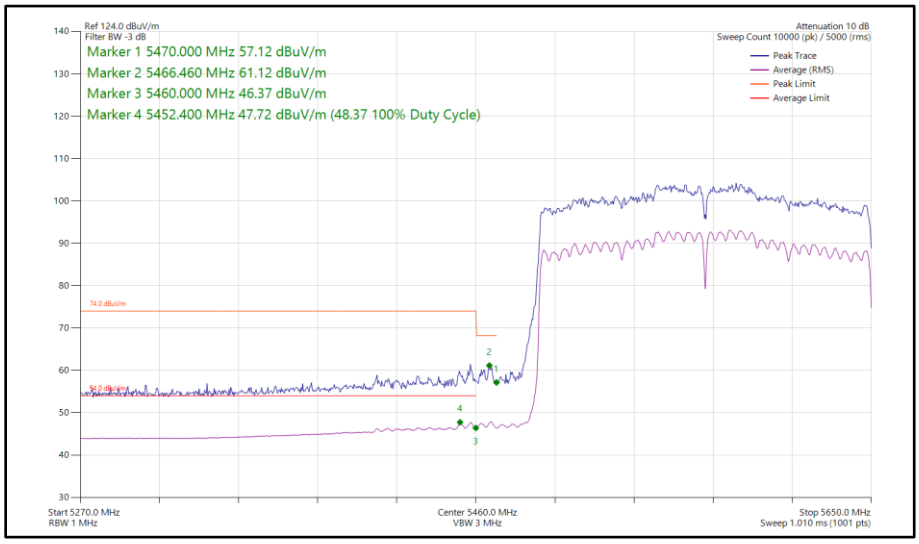

Figure 443 - 802.11ax HE160, SU, SDM, Core 0 - Core 1 - 5570 MHz Band Edge Frequency 5470 MHz

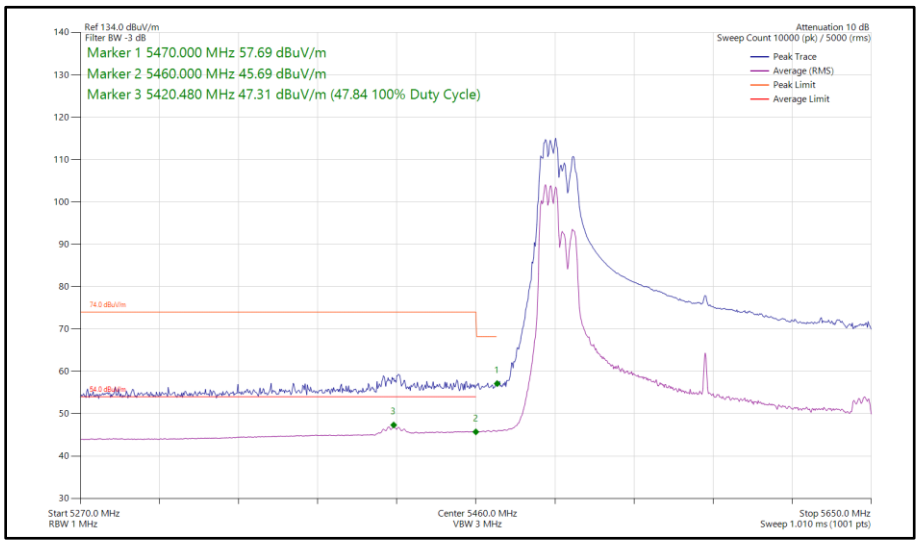

Figure 444 - 802.11ax HE160, RU 106-53P, SDM, Core 0 - Core 1 - 5570 MHz Band Edge Frequency 5470 MHz

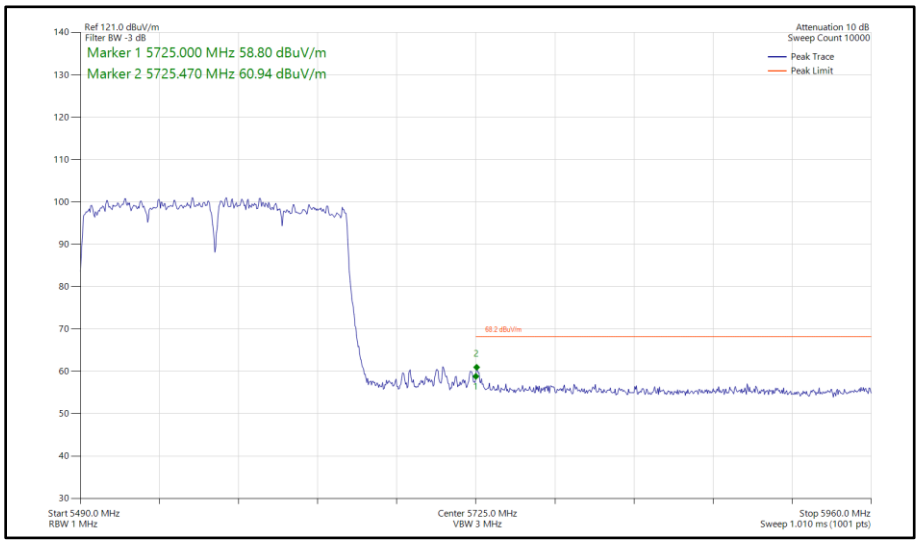

Figure 445 - 802.11ac VHT160, SDM, Core 0 - Core 1 - 5570 MHz Band Edge Frequency 5725 MHz

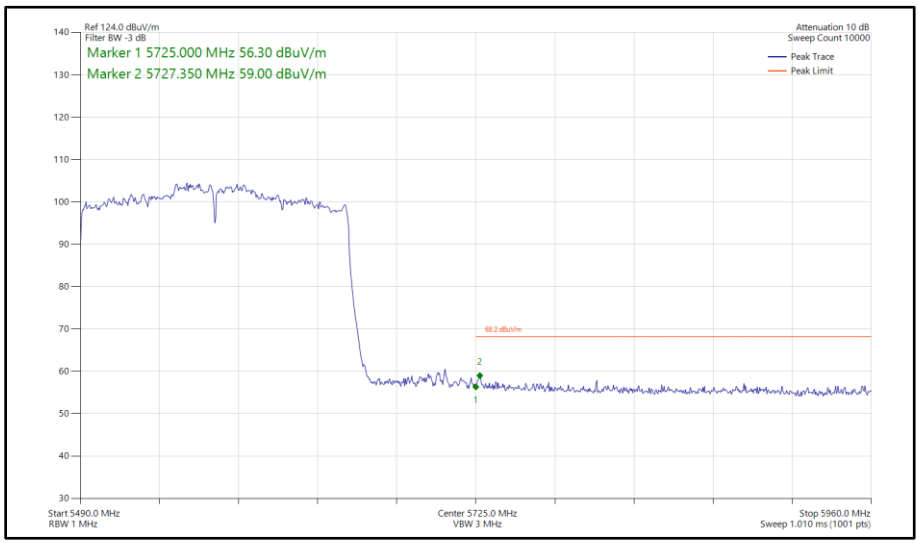

Figure 446 - 802.11ax HE160, SU, SDM, Core 0 - Core 1 - 5570 MHz Band Edge Frequency 5725 MHz

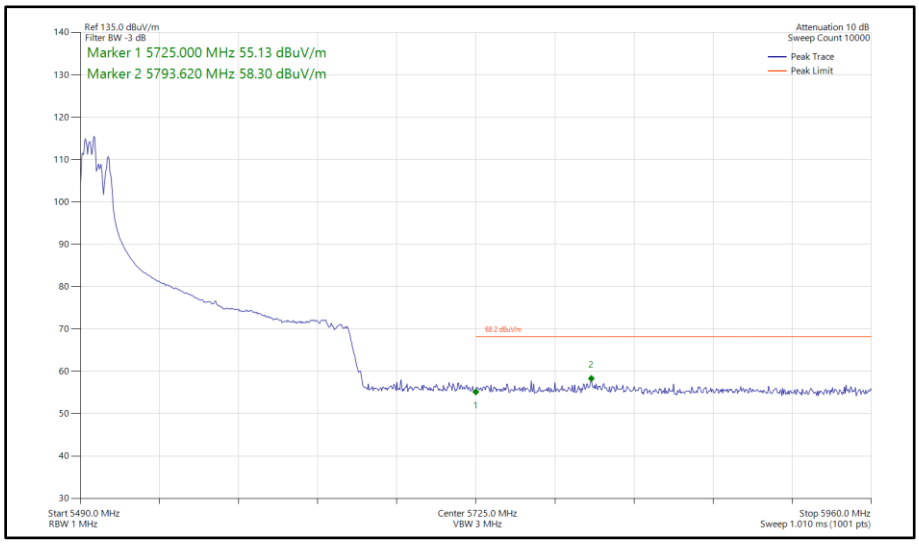

Figure 447 - 802.11ax HE160, RU 106-53P, SDM, Core 0 - Core 1 - 5570 MHz Band Edge Frequency 5725 MHz

<u>FCC 47 CFR Part 15E, Limit Clause 15.407(b)(1)(2)(3)(4)</u>

For transmitters operating in the 5.15-5.25 GHz band: ≤-27 dBm/MHz outside 5150-5350 MHz.

For transmitters operating in the 5.25-5.35 GHz band: ≤-27 dBm/MHz outside 5150-5350 MHz.

For transmitters operating in the 5.47-5.725 GHz band: ≤-27 dBm/MHz outside 5470-5725 MHz

For transmitters operating in the 5.725-5.85 GHz band: All emissions shall be limited to a level of -27 dBm/MHz at 75 MHz or more above or below the band edge increasing linearly to 10 dBm/MHz at 25 MHz above or below the band edge, and from 25 MHz above or below the band edge increasing linearly to a level of 15.6 dBm/MHz at 5 MHz above or below the band edge, and from 5 MHz above or below the band edge increasing linearly to a level of 27 dBm/MHz at the band edge.

2.5.7 Test Location and Test Equipment Used

This test was carried out in RF Chamber 14, RF Chamber 16 and RF Chamber 17.

Instrument	Manufacturer	Type No.	TE No.	Calibration Period (months)	Calibration Expiry Date
Cable (18 GHz)	Rosenberger	LU7-071-1000	5102	12	21-Nov-2024
Emissions Software	TUV SUD	EmX V3.4.2	5125	-	Software
Test Receiver	Rohde & Schwarz	ESW44	5379	12	12-Dec-2024
Cable 2.92m	Junkosha	MWX241-01000KMS	5413	12	23-May-2025
Test Receiver	Rohde & Schwarz	ESW44	5914	12	24-May-2025
1500W (300V 12A) AC Power Supply	iTech	IT7324	5956	-	O/P Mon
1500W (300V 12A) AC Power Supply	iTech	IT7324	5957	-	O/P Mon
5m Semi-Anechoic Chamber (Dual-Axis)	Albatross Projects	RF Chamber 14	5958	36	26-Apr-2025
Compact Antenna Mast	Maturo Gmbh	CAM4.0-P	5959	-	TU
Mast & Turntable Controller	Maturo Gmbh	FCU3.0	5960	-	TU
Tilt Antenna Mast	Maturo Gmbh	BAM4.5-P	5961	-	TU
Turntable	Maturo Gmbh	TT1.5SI	5962	-	TU
3m Semi-Anechoic Chamber, Chamber16	Albatross Projects	RF Chamber 16	5972	36	24-May-2025
Mast & Turntable Controller	Maturo Gmbh	FCU3.0	5973	-	TU
Tilt Antenna Mast	Maturo Gmbh	BAM4.5-P	5974	-	TU
Turntable	Maturo Gmbh	TT1.5SI	5975	-	TU
Cable (SMA to SMA 1m)	Junkosha	MWX221-01000AMSAMS/A	6007	12	20-May-2025
Horn Antenna (1-10.5 GHz)	Schwarzbeck	BBHA9120B	6140	12	05-May-2025
Horn Antenna (1-10 GHz)	Schwarzbeck	BBHA9120B	6141	12	05-May-2025
Horn Antenna (1-10 GHz)	Schwarzbeck	BBHA9120B	6142	12	05-May-2025
Digital Multimeter	Fluke	115	6145	12	06-Jun-2025
Digital Multimeter	Fluke	115	6146	12	06-Jun-2025
Humidity & Temperature meter	R.S Components	1364	6148	12	29-Jul-2025
Humidity & Temperature meter	R.S Components	1364	6149	12	12-Aug-2025
SAC Switch Unit	TUV SUD	TUV_SSU_001	6190	12	22-Dec-2024
EMI Test Receiver	Rohde & Schwarz	ESW44	6294	12	06-Jan-2025
SAC Switch Unit	TUV SUD	TUV_SSU_004 PLC	6349	12	07-May-2025
AC Power Supply	iTech	IT7324	6657	-	O/P Mon
3m Semi-Anechoic Chamber	Albatross Projects	RF Chamber 17	6658	36	28-Jan-2026
Mast and Turntable	Maturo Gmbh	FCU3.0	6659	-	TU

Instrument	Manufacturer	Type No.	TE No.	Calibration Period (months)	Calibration Expiry Date
Controller					
Tilt Antenna Mast	Maturo Gmbh	BAM4.5-P	6660	-	TU
Turntable	Maturo Gmbh	TT1.5SI	6661	-	TU
10dB attenuator	RF-Lambda	RFS5G08B10SMF	6732	12	07-Jan-2025
1m Cable	Junkosha	MWX241-01000AMSAMS/B	6741	12	01-Feb-2025
8m Cable	Junkosha	MWX221-08000AMSAMS/B	6748	12	01-Feb-2025
Preamplifier	Hewlett Packard	HP8449B	6762	12	28-Feb-2025
8M SMA Cable	Junkosha	MWX221-08000AMSAMS/B	6833	12	14-Aug-2025
8M SMA Cable	Junkosha	MWX221-08000AMSAMS/B	6834	12	14-Aug-2025

Table 548

TU - Traceability Unscheduled
O/P Mon - Output Monitored using calibrated equipment

2.6 Spurious Radiated Emissions

2.6.1 Specification Reference

FCC 47 CFR Part 15E, Clause 15.209 and 15.407 (b)

2.6.2 Equipment Under Test and Modification State

A3401, S/N: JVJC362FKV - Modification State 0

2.6.3 Date of Test

02-September-2024 to 23-September-2024

2.6.4 Test Method

Testing was performed in accordance with ANSI C63.10, clause 6.3, 6.5 and 6.6.

Measurements were undertaken from 30 MHz to 40 GHz on Channel 36 (5180 MHz) and Channel 165 (5825 MHz).

For the purpose of this testing, spurious emissions were limited to 1 GHz to 40 GHz on all other test channels.

All testing was performed using the lowest data rate/modulation scheme for the applicable mode.

Plots for average measurements were taken in accordance with ANSI C63.10, clause 12.7.7.2 with max-hold trace to characterize the EUT. Where emissions were detected, final average measurements were taken in accordance with ANSI C63.10, clause 12.7.7.2 using an average trace.

The plots shown are the characterization of the EUT. The limits on the plots represent the most stringent case for restricted bands, (54/74 dBuV/m @ 3 m and 64/84 dBuV/m @ 1m) when compared to -27 dBm/MHz EIRP outside restricted bands. The limits shown have been used as a threshold to determine where further measurements are necessary. Where results are within 10dB of the limits shown on the plots, further investigation was carried out and reported in results tables.

The following conversion can be applied to convert from dBµV/m to µV/m:
10^(Field Strength in dBµV/m/20).

EIRP was converted to field strength at 3m using the following formula:
Field Strength (dBµV/m at 3 m) = EIRP (dBm) + 95.2 dB

2.6.5 Example Test Setup Diagram

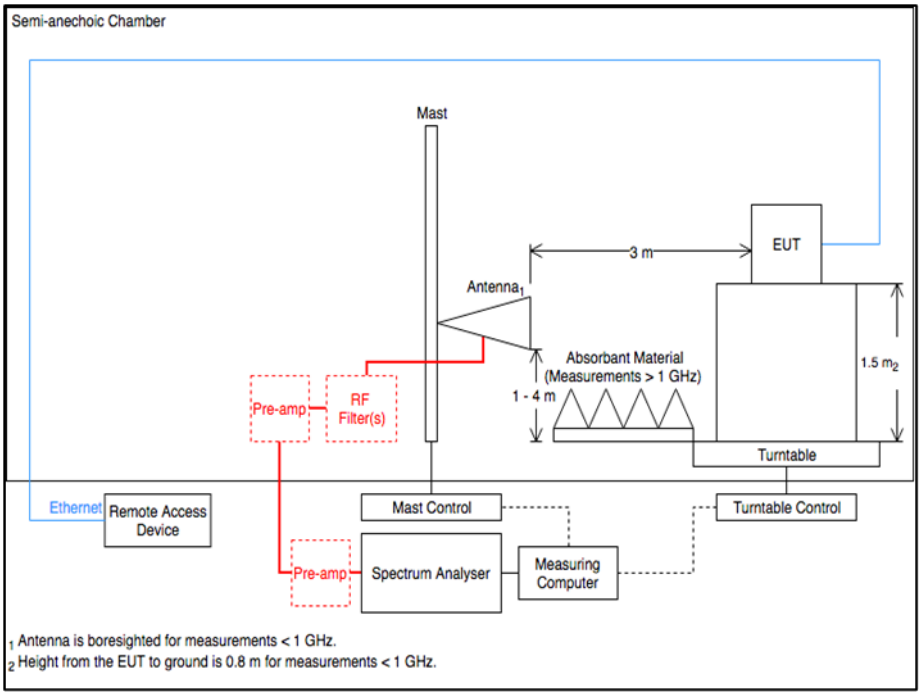

Figure 448 - Radiated Emissions Test Setup Diagram

2.6.6 Environmental Conditions

Ambient Temperature	21.6 - 23.6 °C
Relative Humidity	45.9 - 59.3 %

2.6.7 Test Results

5 GHz WLAN

Frequency (MHz)	Level (dBµV/m)	Limit (dBµV/m)	Margin (dB)	Detector	Angle (°)	Height (cm)	Polarisation
300.860	27.61	46.00	-18.39	Q-Peak	360	179	Horizontal
681.502	27.15	46.00	-18.85	Q-Peak	70	158	Horizontal
5107.364	56.36	74.00	-17.64	Peak	328	277	Vertical
5108.857	36.58	54.00	-17.42	RMS	132	293	Horizontal
5109.889	43.95	54.00	-10.05	RMS	325	314	Vertical
5373.192	44.66	54.00	-9.34	RMS	346	317	Vertical
5444.015	39.58	54.00	-14.42	RMS	286	400	Horizontal
5493.894	51.64	68.20	-16.56	Peak	296	390	Horizontal
5504.996	54.36	68.20	-13.84	Peak	350	319	Vertical

Table 549 - U-NII-1 - 5180 MHz (CH36), 802.11a, Core 0, 30 MHz to 40 GHz

No other emissions found within 10 dB of the limit.

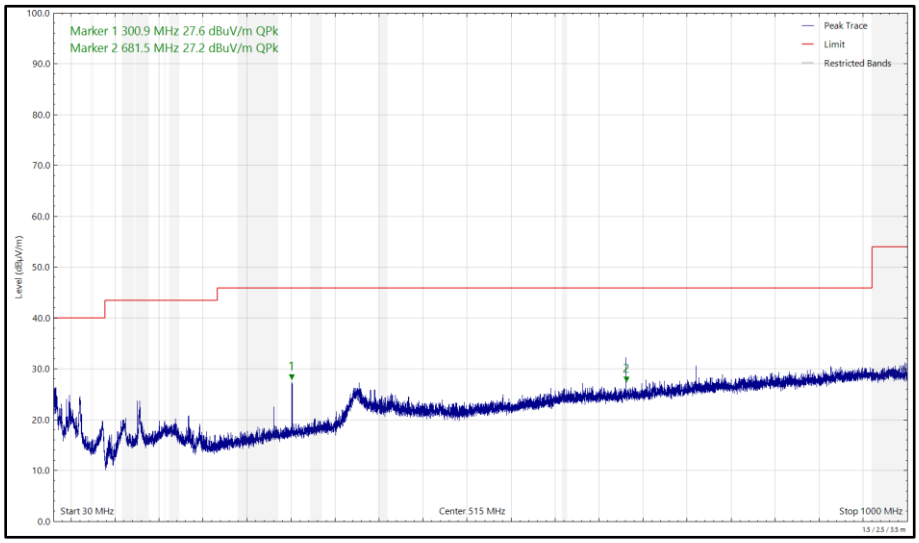

Figure 449 - U-NII-1 - 5180 MHz (CH36), 802.11a, Core 0, 30 MHz to 1 GHz, Horizontal (Peak)

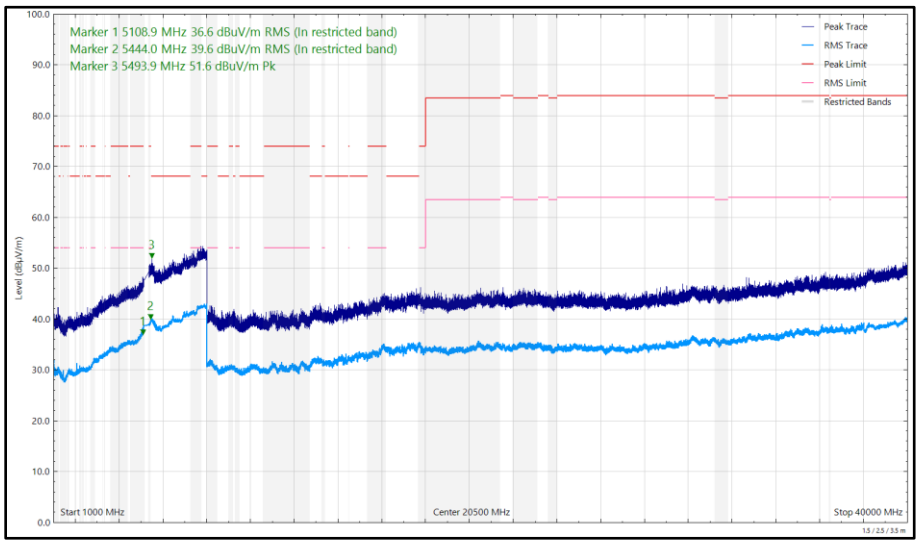

Figure 450 - U-NII-1 - 5180 MHz (CH36), 802.11a, Core 0, 1 GHz to 40 GHz, Horizontal

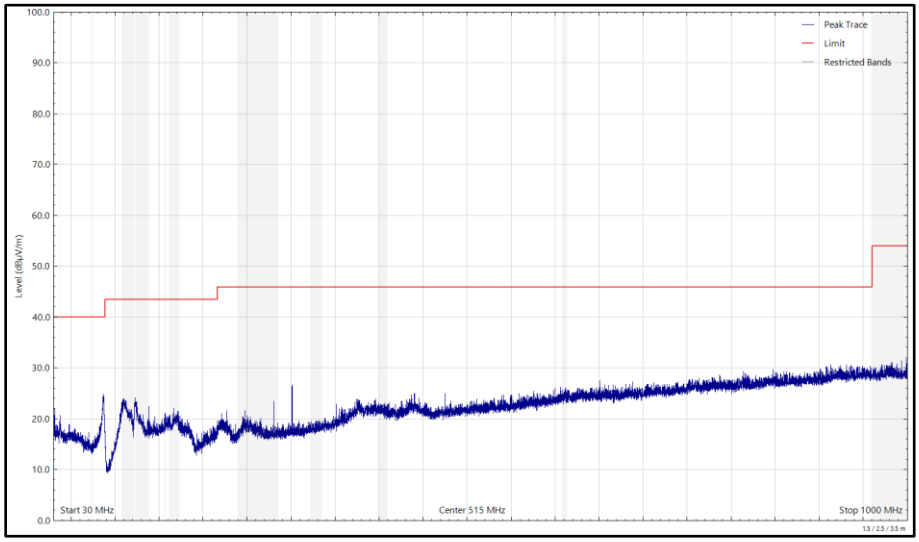

Figure 451 - U-NII-1 - 5180 MHz (CH36), 802.11a, Core 0, 30 MHz to 1 GHz, Vertical (Peak)

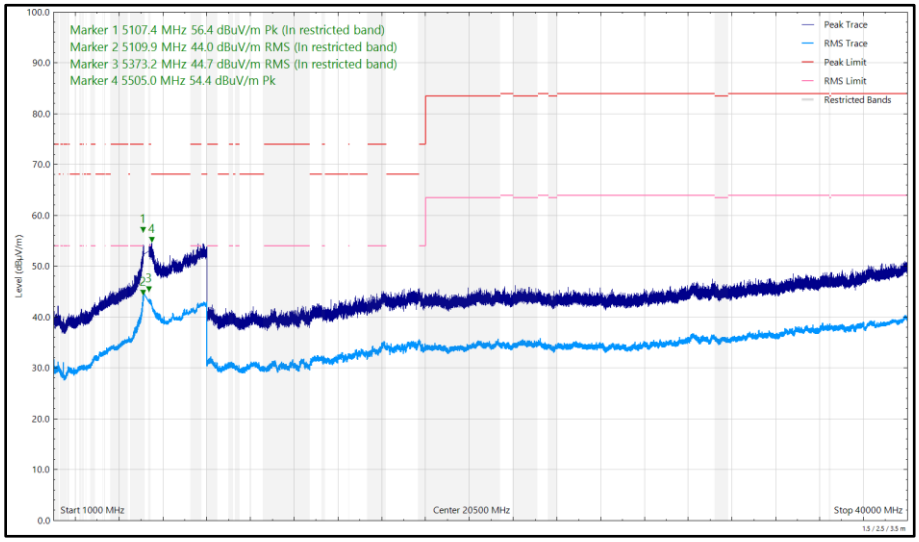

Figure 452 - U-NII-1 - 5180 MHz (CH36), 802.11a, Core 0, 1 GHz to 40 GHz, Vertical

Frequency (MHz)	Level (dBµV/m)	Limit (dBµV/m)	Margin (dB)	Detector	Angle (°)	Height (cm)	Polarisation
5148.921	37.51	54.00	-16.49	RMS	106	398	Horizontal
5148.964	42.95	54.00	-11.05	RMS	329	310	Vertical
5393.614	40.52	54.00	-13.48	RMS	288	316	Horizontal
5395.124	46.29	54.00	-7.71	RMS	350	314	Vertical
5395.278	58.58	74.00	-15.42	Peak	350	314	Vertical
5466.639	56.72	68.20	-11.48	Peak	350	317	Vertical
5592.895	51.36	68.20	-16.84	Peak	284	400	Horizontal

Table 550 - U-NII-2A - 5320 MHz (CH64), 802.11a, Core 0, 1 GHz to 40 GHz

No other emissions found within 10 dB of the limit.

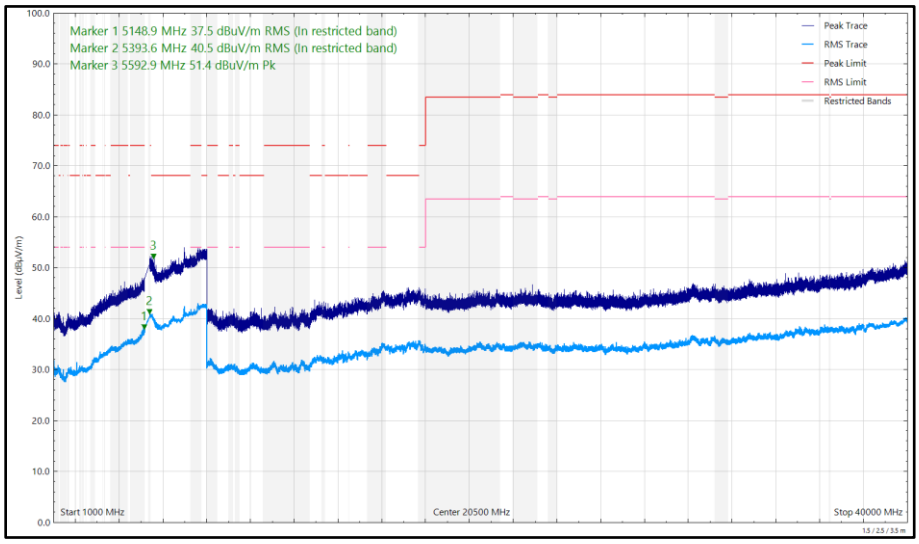

Figure 453 - U-NII-2A - 5320 MHz (CH64), 802.11a, Core 0, 1 GHz to 40 GHz, Horizontal

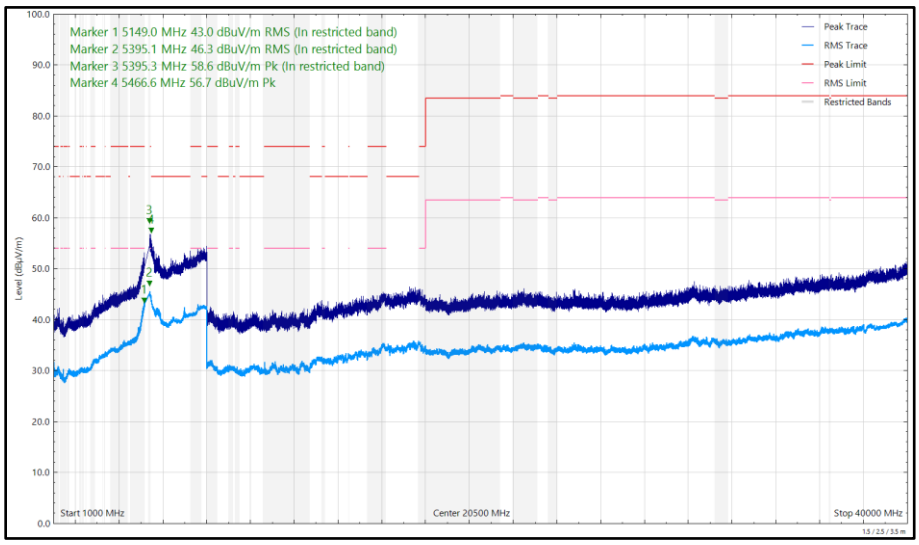

Figure 454 - U-NII-2A - 5320 MHz (CH64), 802.11a, Core 0, 1 GHz to 40 GHz, Vertical

Frequency (MHz)	Level (dBµV/m)	Limit (dBµV/m)	Margin (dB)	Detector	Angle (°)	Height (cm)	Polarisation
5229.087	56.09	68.20	-12.11	Peak	336	277	Vertical
5335.318	50.37	68.20	-17.83	Peak	290	352	Horizontal
5374.229	56.94	74.00	-17.06	Peak	343	332	Vertical
5407.979	40.37	54.00	-13.63	RMS	288	358	Horizontal
5409.770	45.35	54.00	-8.65	RMS	351	332	Vertical
5729.107	55.19	68.20	-13.01	Peak	349	292	Vertical
5744.222	49.80	68.20	-18.40	Peak	48	393	Horizontal

Table 551 - U-NII-2C - 5500 MHz (CH100), 802.11a, Core 0, 1 GHz to 40 GHz

No other emissions found within 10 dB of the limit.

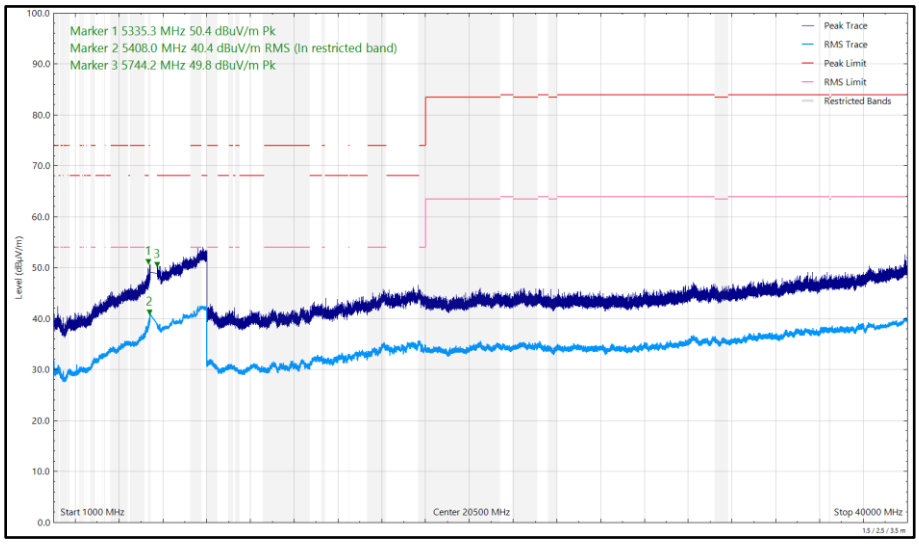

Figure 455 - U-NII-2C - 5500 MHz (CH100), 802.11a, Core 0, 1 GHz to 40 GHz, Horizontal

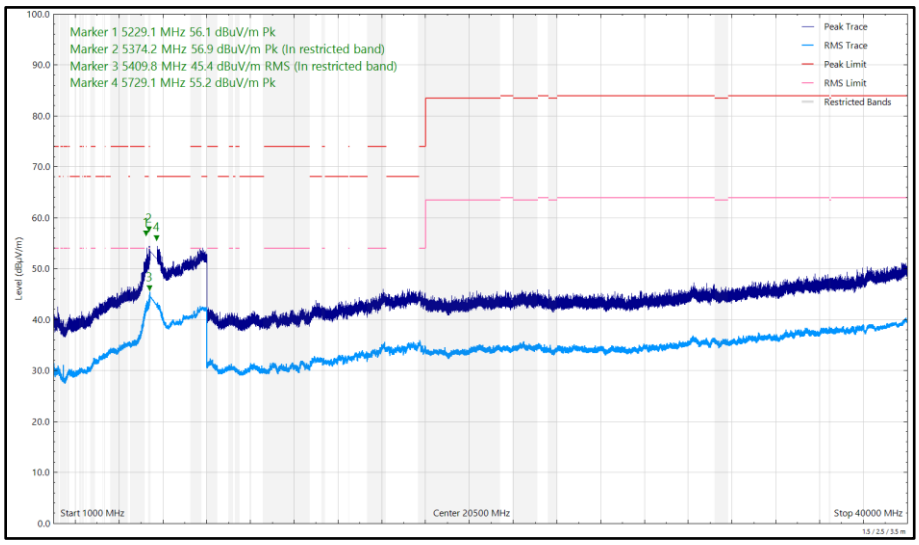

Figure 456 - U-NII-2C - 5500 MHz (CH100), 802.11a, Core 0, 1 GHz to 40 GHz, Vertical

Frequency (MHz)	Level (dBµV/m)	Limit (dBµV/m)	Margin (dB)	Detector	Angle (°)	Height (cm)	Polarisation
5445.493	43.15	54.00	-10.85	RMS	350	341	Vertical
5457.249	39.74	54.00	-14.26	RMS	286	391	Horizontal
5462.327	50.97	68.20	-17.23	Peak	74	396	Horizontal
5469.835	55.46	68.20	-12.74	Peak	351	341	Vertical
5765.921	52.32	68.20	-15.88	Peak	299	395	Horizontal
5767.741	57.67	68.20	-10.53	Peak	349	273	Vertical

Table 552 - U-NII-2C - 5700 MHz (CH140), 802.11a, Core 0, 1 GHz to 40 GHz

No other emissions found within 10 dB of the limit.

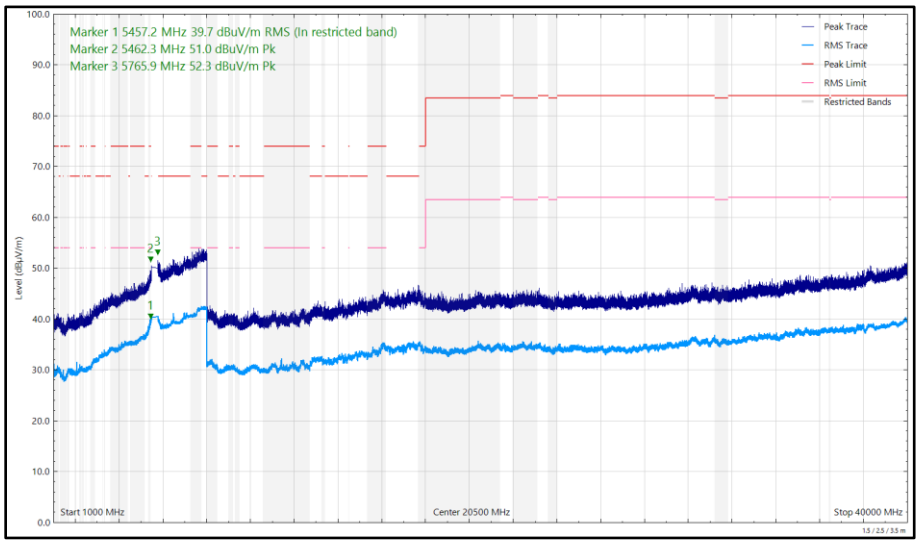

Figure 457 - U-NII-2C - 5700 MHz (CH140), 802.11a, Core 0, 1 GHz to 40 GHz, Horizontal

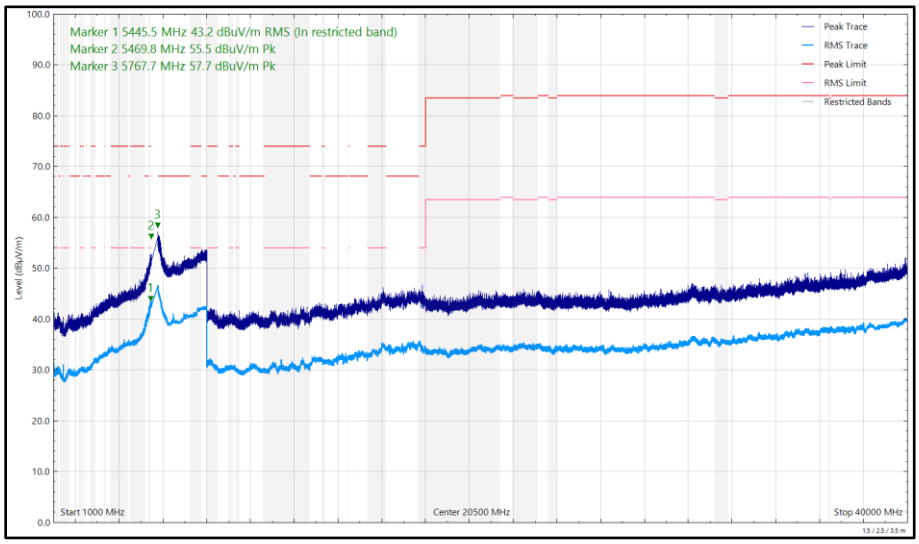

Figure 458 - U-NII-2C - 5700 MHz (CH140), 802.11a, Core 0, 1 GHz to 40 GHz, Vertical

Frequency (MHz)	Level (dBµV/m)	Limit (dBµV/m)	Margin (dB)	Detector	Angle (°)	Height (cm)	Polarisation
4211.980	34.07	54.00	-19.93	RMS	353	337	Vertical
5449.204	42.47	54.00	-11.53	RMS	352	305	Vertical
5453.450	39.17	54.00	-14.83	RMS	281	392	Horizontal
5520.238	53.44	68.20	-14.76	Peak	286	364	Horizontal
5527.036	54.29	68.20	-13.91	Peak	354	243	Vertical
5851.003	52.83	68.20	-15.37	Peak	298	385	Horizontal
5857.913	57.40	68.20	-10.80	Peak	347	254	Vertical

Table 553 - U-NII-3 - 5745 MHz (CH149), 802.11a, Core 0, 1 GHz to 40 GHz

No other emissions found within 10 dB of the limit.

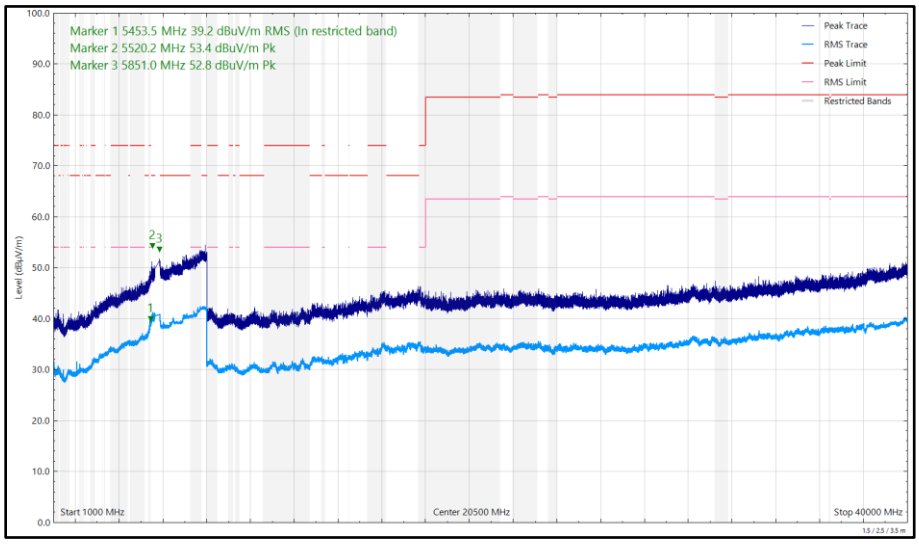

Figure 459 - U-NII-3 - 5745 MHz (CH149), 802.11a, Core 0, 1 GHz to 40 GHz, Horizontal

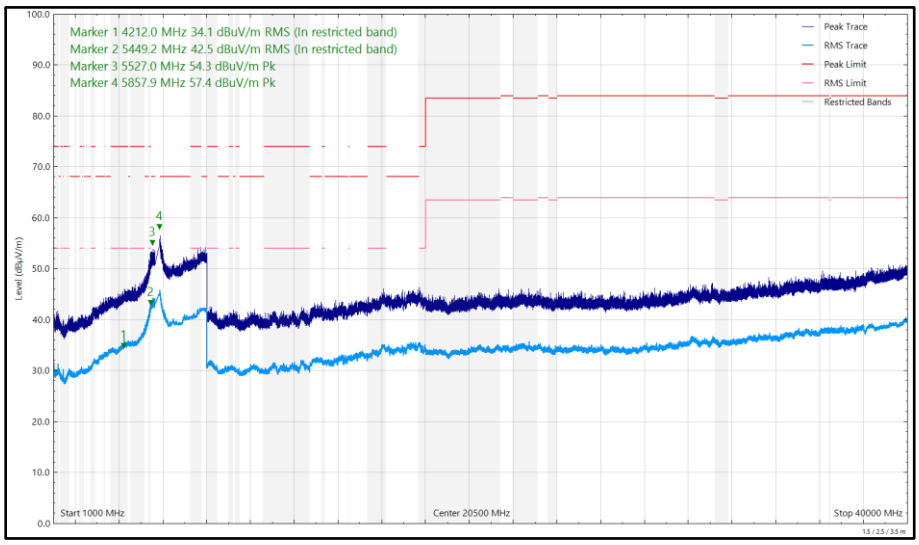

Figure 460 - U-NII-3 - 5745 MHz (CH149), 802.11a, Core 0, 1 GHz to 40 GHz, Vertical

Frequency (MHz)	Level (dBµV/m)	Limit (dBµV/m)	Margin (dB)	Detector	Angle (°)	Height (cm)	Polarisation
32.552	22.69	40.00	-17.31	Q-Peak	350	171	Horizontal
59.372	23.35	40.00	-16.65	Q-Peak	351	106	Horizontal
5444.103	41.76	54.00	-12.24	RMS	353	336	Vertical
5454.330	38.95	54.00	-15.05	RMS	287	316	Horizontal
5723.592	56.76	68.20	-11.44	Peak	349	292	Vertical
5724.858	52.93	68.20	-15.27	Peak	293	366	Horizontal
5953.784	55.10	68.20	-13.10	Peak	351	264	Vertical
5979.574	49.81	68.20	-18.39	Peak	106	381	Horizontal

Table 554 - U-NII-3 - 5825 MHz (CH165), 802.11a, Core 0, 30 MHz to 40 GHz

No other emissions found within 10 dB of the limit.

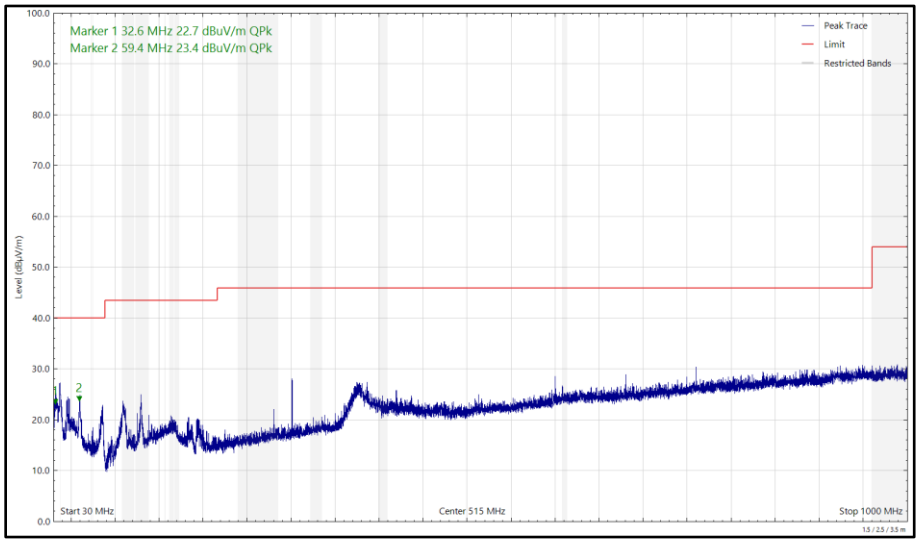

Figure 461 - U-NII-3 - 5825 MHz (CH165), 802.11a, Core 0, 30 MHz to 1 GHz, Horizontal (Peak)