TUV SUD Limited
Digitally signed by TUV SUD Limited
Date: 2024.10.16 15:16:22 +01'00'

Frequency (MHz)	Level (dBµV/m)	Limit (dBµV/m)	Margin (dB)	Detector	Angle (°)	Height (cm)	Polarisation
5456.753	34.60	54.00	-19.40	RMS	122	384	Horizontal
5459.999	36.48	54.00	-17.52	RMS	0	242	Vertical
7256.189	37.69	54.00	-16.31	RMS	350	100	Vertical
7748.255	38.49	54.00	-15.51	RMS	0	258	Horizontal

Table 260 - U-NII-7 - 6855 MHz (CH181), HE20, SU, CDD, Core 0 + Core 1, 1 GHz to 40 GHz

No other emissions found within 10 dB of the limit.

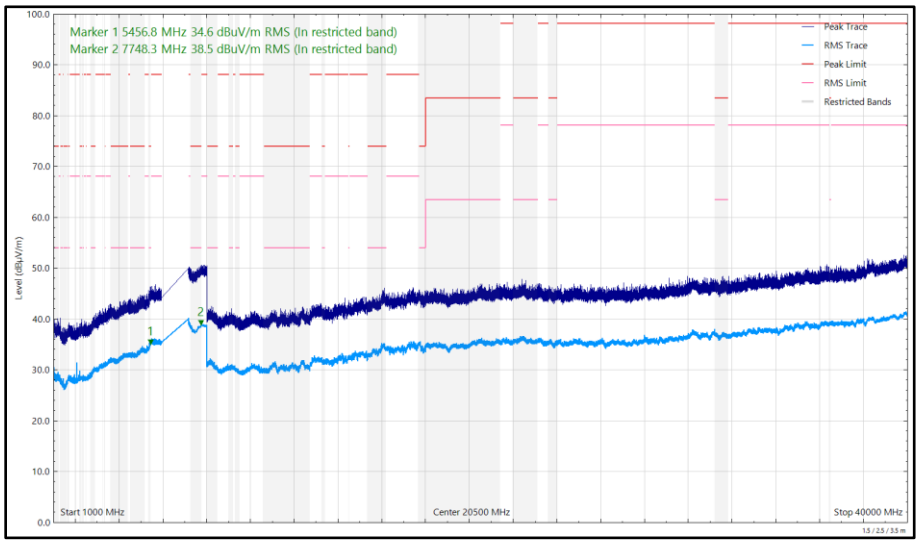

Figure 187 - U-NII-7 - 6855 MHz (CH181), HE20, SU, CDD, Core 0 + Core 1, 1 GHz to 40 GHz, Horizontal

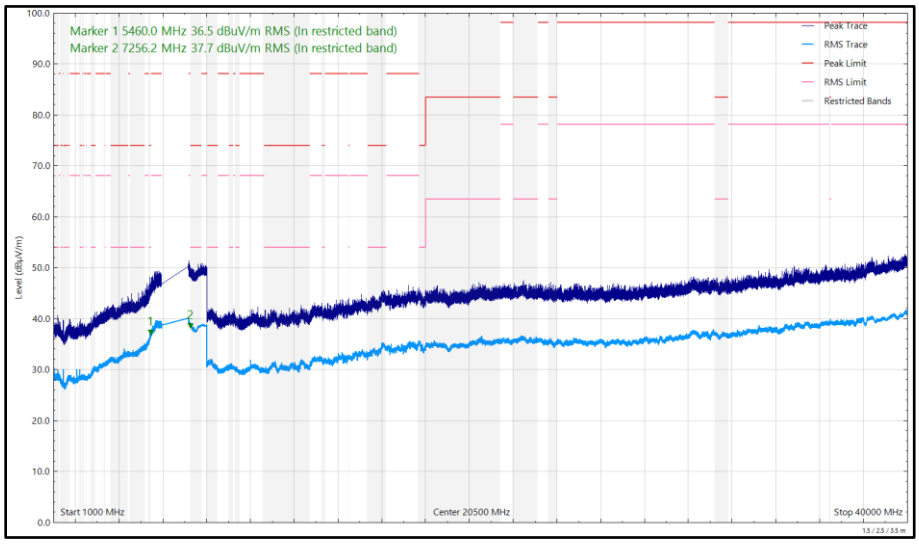

Figure 188 - U-NII-7 - 6855 MHz (CH181), HE20, SU, CDD, Core 0 + Core 1, 1 GHz to 40 GHz, Vertical

Frequency (MHz)	Level (dBµV/m)	Limit (dBµV/m)	Margin (dB)	Detector	Angle (°)	Height (cm)	Polarisation
5459.438	36.40	54.00	-17.60	RMS	0	256	Vertical
5459.759	34.73	54.00	-19.27	RMS	261	399	Horizontal
7251.424	38.35	54.00	-15.65	RMS	10	235	Vertical
7252.375	39.05	54.00	-14.95	RMS	69	400	Horizontal

Table 261 - U-NII-8 - 6895 MHz (CH189), HE20, SU, CDD, Core 0 + Core 1, 1 GHz to 40 GHz

No other emissions found within 10 dB of the limit.

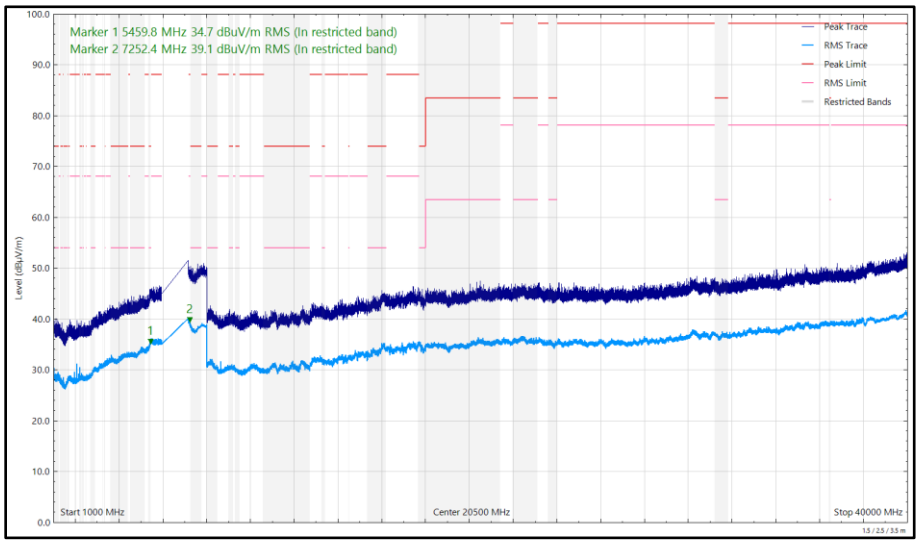

Figure 189 - U-NII-8 - 6895 MHz (CH189), HE20, SU, CDD, Core 0 + Core 1, 1 GHz to 40 GHz, Horizontal

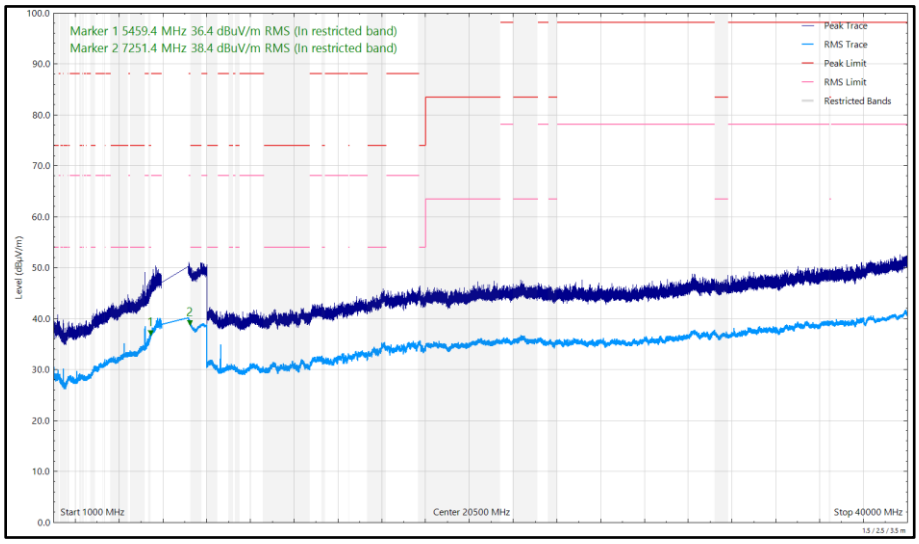

Figure 190 - U-NII-8 - 6895 MHz (CH189), HE20, SU, CDD, Core 0 + Core 1, 1 GHz to 40 GHz, Vertical

Frequency (MHz)	Level (dBµV/m)	Limit (dBµV/m)	Margin (dB)	Detector	Angle (°)	Height (cm)	Polarisation
30.017	25.31	40.00	-14.69	Q-Peak	271	113	Vertical
5449.628	34.43	54.00	-19.57	RMS	3	110	Horizontal
5459.757	36.23	54.00	-17.77	RMS	360	329	Vertical
7254.358	38.73	54.00	-15.27	RMS	353	262	Vertical
7259.211	39.43	54.00	-14.57	RMS	63	391	Horizontal

Table 262 - U-NII-8 - 6995 MHz (CH209), HE20, SU, CDD, Core 0 + Core 1, 30 MHz to 40 GHz

No other emissions found within 10 dB of the limit.

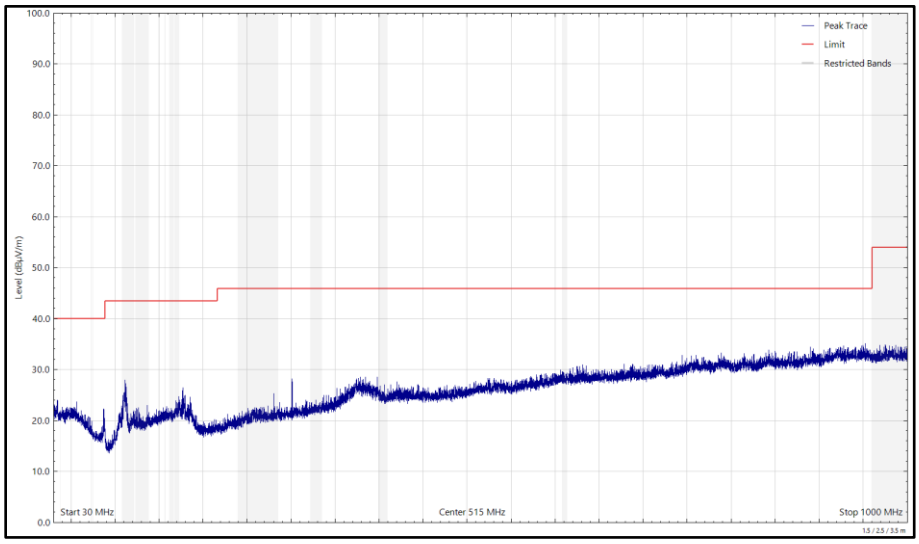

Figure 191 - U-NII-8 - 6995 MHz (CH209), HE20, SU, CDD, Core 0 + Core 1, 30 MHz to 1 GHz, Horizontal (Peak)

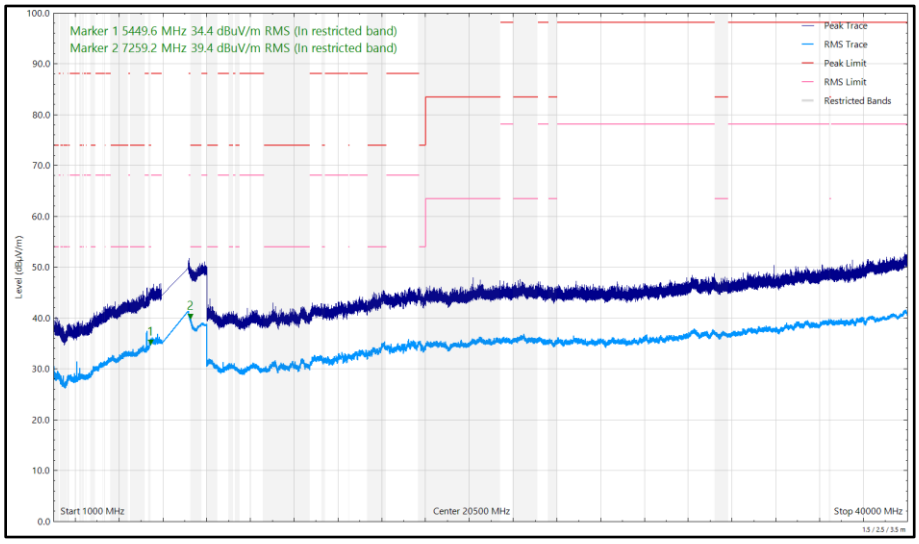

Figure 192 - U-NII-8 - 6995 MHz (CH209), HE20, SU, CDD, Core 0 + Core 1, 1 GHz to 40 GHz, Horizontal

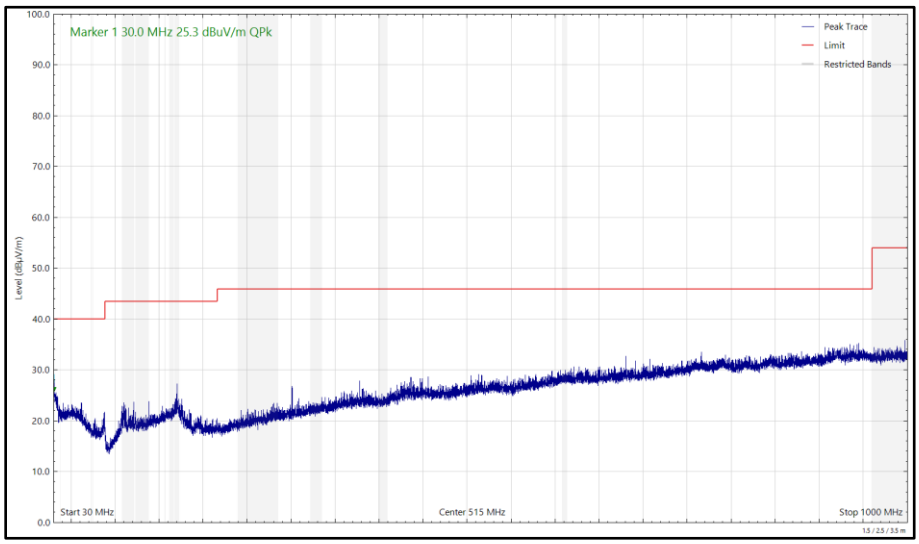

Figure 193 - U-NII-8 - 6995 MHz (CH209), HE20, SU, CDD, Core 0 + Core 1, 30 MHz to 1 GHz, Vertical (Peak)

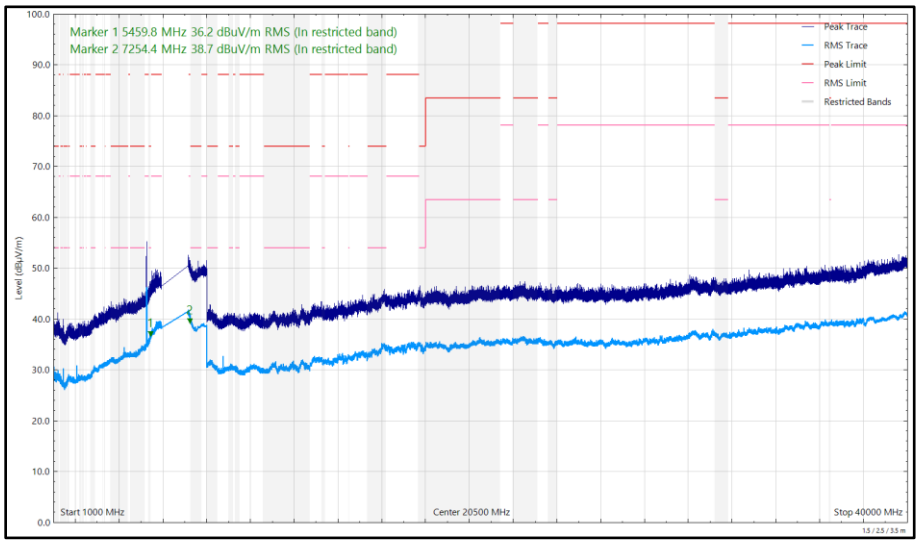

Figure 194 - U-NII-8 - 6995 MHz (CH209), HE20, SU, CDD, Core 0 + Core 1, 1 GHz to 40 GHz, Vertical

Frequency (MHz)	Level (dBµV/m)	Limit (dBµV/m)	Margin (dB)	Detector	Angle (°)	Height (cm)	Polarisation
5459.091	36.28	54.00	-17.72	RMS	0	335	Vertical
5459.921	34.82	54.00	-19.18	RMS	252	398	Horizontal
7250.140	42.46	54.00	-11.54	RMS	57	114	Vertical
7251.722	41.47	54.00	-12.53	RMS	73	400	Horizontal

Table 263 - U-NII-8 - 7115 MHz (CH233), HE20, SU, CDD, Core 0 + Core 1, 1 GHz to 40 GHz

No other emissions found within 10 dB of the limit.

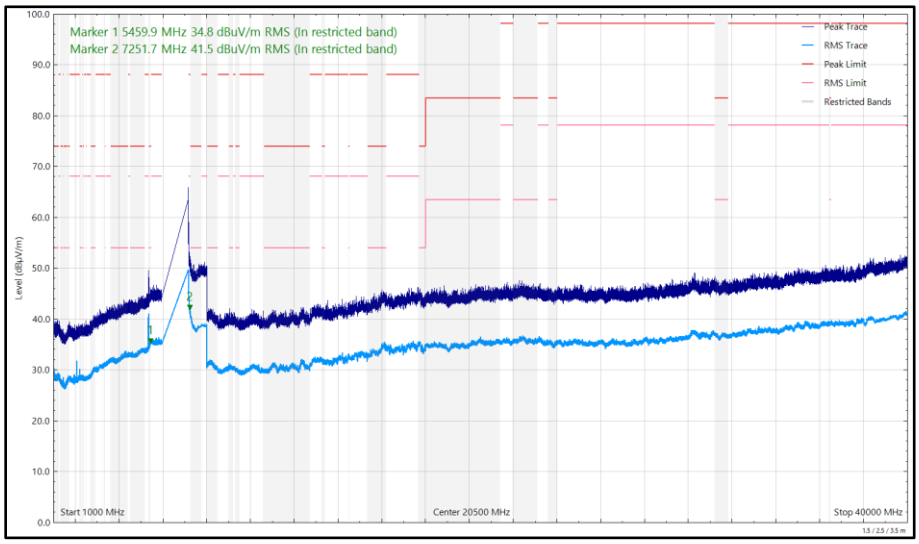

Figure 195 - U-NII-8 - 7115 MHz (CH233), HE20, SU, CDD, Core 0 + Core 1, 1 GHz to 40 GHz, Horizontal

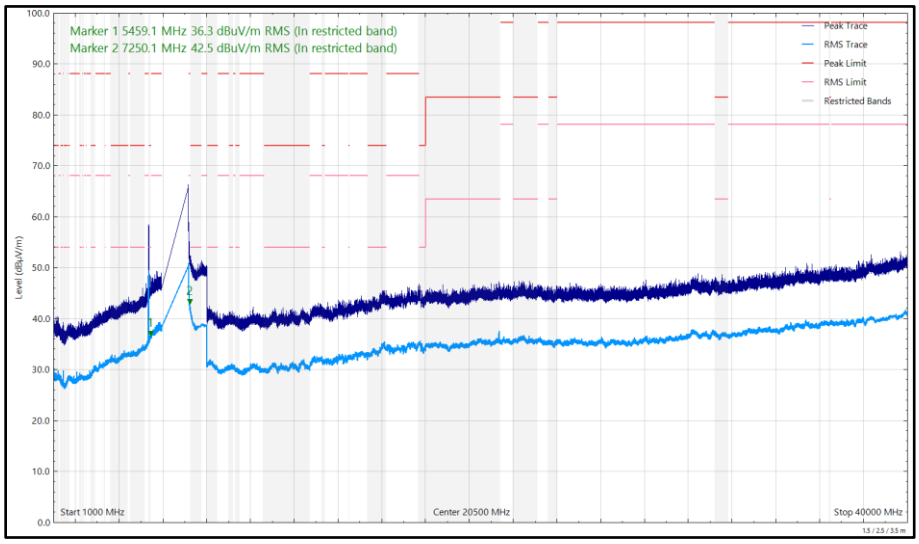

Figure 196 - U-NII-8 - 7115 MHz (CH233), HE20, SU, CDD, Core 0 + Core 1, 1 GHz to 40 GHz, Vertical

FCC 47 CFR Part 15, Limit Clause 15.407(b)(5) and 15.209

Emissions not falling within the restricted bands listed in 15.205:

For transmitters operating within the 5.925–7.125 GHz band: Any emissions outside of the 5.925–7.125 GHz band must not exceed an e.i.r.p. of -27 dBm/MHz.

Unwanted emissions below 1 GHz must comply with the general field strength limits set forth in 15.209.

Emissions within the restricted bands listed in FCC 47 CFR Part 15.205:

Frequency (MHz)	Field Strength (µV/m) at 3m	Field Strength Limit (dBµV/m) at 3m
30 to 88	100	40.00
88 to 216	150	43.52
216 to 960	200	46.02
Above 960	500	53.98

Table 264 - Radiated Emissions Limit Table (FCC)

2.7.8 Test Location and Test Equipment Used

This test was carried out in RF Chamber 16 and RF Chamber 18.

Instrument	Manufacturer	Type No.	TE No.	Calibration Period (months)	Calibration Expiry Date
Emissions Software	TUV SUD	EmX V3.4.2	5125	-	Software
Cable 2.92m	Junkosha	MWX241-01000KMS	5413	12	23-May-2025
EMI Test Receiver	Rohde & Schwarz	ESW44	5912	12	07-Aug-2025
Test Receiver	Rohde & Schwarz	ESW44	5914	12	24-May-2025
Cable (K Type 2m)	Junkosha	MWX241-02000KMSKMS/B	5933	12	10-Jun-2025
DRG Horn Antenna (7.5-18GHz)	Schwarzbeck	HWRD750	5939	12	05-May-2025
1500W (300V 12A) AC Power Supply	iTech	IT7324	5957	-	O/P Mon
3m Semi-Anechoic Chamber, Chamber16	Albatross Projects	RF Chamber 16	5972	36	24-May-2025
Mast & Turntable Controller	Maturo Gmbh	FCU3.0	5973	-	TU
Tilt Antenna Mast	Maturo Gmbh	BAM4.5-P	5974	-	TU
Turntable	Maturo Gmbh	TT1.5SI	5975	-	TU
Cable (N to N 1m)	Junkosha	MWX221-01000AMSAMS/B	6009	12	20-May-2025
Horn Antenna (1-10 GHz)	Schwarzbeck	BBHA9120B	6142	12	05-May-2025
SAC Switch Unit	TUV SUD	TUV_SSU_001	6144	12	11-Dec-2024
Digital Multimeter	Fluke	115	6147	12	06-Jun-2025
Humidity & Temperature meter	R.S Components	1364	6148	12	29-Jul-2025
Attenuator 4dB	Pasternack	PE7074-4	6204	24	20-Jun-2026

Instrument	Manufacturer	Type No.	TE No.	Calibration Period (months)	Calibration Expiry Date
SAC Switch Unit	TUV SUD	TUV_SSU_004 PLC	6349	12	07-May-2025
USB Spectrum Analyser	Signal Hound	SA124B	6383	-	TU
8 GHz High Pass Filter	Wainwright	WHKX 7150 8000 18000 50SS	6427	12	23-Apr-2025
Trilog Super Broadband Test Antenna	Schwarzbeck	VULB 9168	6456	24	10-Feb-2025
Humidity and Temperature Meter	R.S Components	1364	6486	12	04-Jun-2025
3m Semi-Anechoic Chamber	Albatross Projects	Chamber 18	6597	36	07-Feb-2026
Double Ridge Active Horn Antenna (18-40 GHz	Com-Power	AHA-840	6771	24	17-Jan-2025
Pre Amp 8 - 18 GHz	Wright Technologies	APS06-0061	6783	12	23-Apr-2025
Mast & Turntable Controller	Maturo Gmbh	FCU3.0	6795	-	TU
Tilt Antenna Mast	Maturo Gmbh	BAM4.5-P	6796	-	TU
Turntable	Maturo Gmbh	TT1.5SI	6797	-	TU
AC Programmable Power Supply	iTech	IT7324	6812	-	O/P Mon
8M SMA Cable	Junkosha	MWX221-08000AMSAMS/B	6833	12	14-Aug-2025

Table 265

TU - Traceability Unscheduled
O/P Mon - Output Monitored using calibrated equipment

2.8 Unwanted Emissions within the 5925-7125 MHz band

2.8.1 Specification Reference

FCC 47 CFR Part 15E, Clause 15.407 (b)

2.8.2 Equipment Under Test and Modification State

A3401, S/N: G2MY7DN2XQ - Modification State 0
A3401, S/N: HHJTCJ96L9 - Modification State 0
A3401, S/N: NXH27LCYXG - Modification State 0

2.8.3 Date of Test

01-October-2024 to 10-October-2024

2.8.4 Test Method

This test was performed in accordance with KDB 987594 D02, clause J.

2.8.5 Environmental Conditions

Ambient Temperature	20.5 - 22.8 °C
Relative Humidity	48.4 - 59.8 %

2.8.6 Test Results

6 GHz WLAN

SISO

Protocol	Unwanted Emissions Within the RLAN Band	
	Margin (dB)	Frequency (MHz)
802.11a LPI	9.41	7077.800
802.11ax HE20 SU LPI	15.35	7006.000
802.11ax HE40 SU LPI	9.53	6124.235
802.11ax HE80 SU LPI	8.08	6506.000
802.11ax HE160 SU LPI	6.38	6106.000

Table 266 - Unwanted Emissions Within the RLAN Band Summary Results

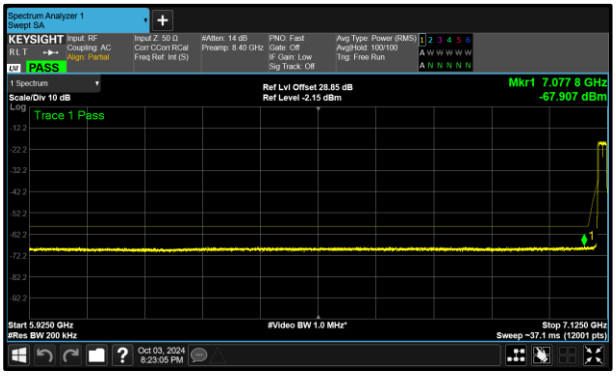

Figure 197 - A (Core 0) 802.11a LPI 7115 MHz (CH233)

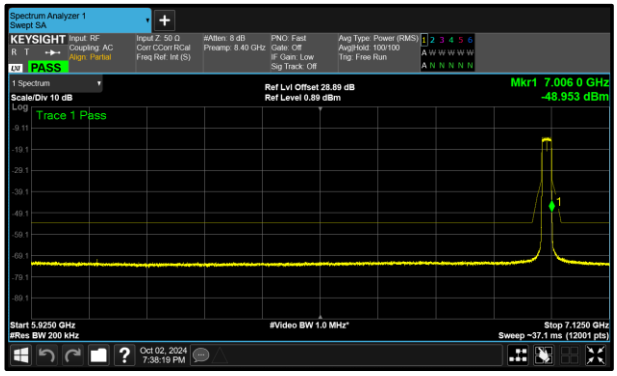

Figure 198 - A (Core 0) 802.11ax HE20 SU LPI 6995 MHz (CH209)

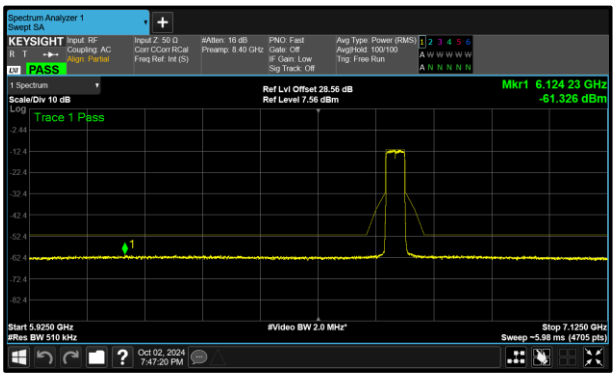

Figure 199 - A (Core 0) 802.11ax HE40 SU LPI 6685 MHz (CH147)

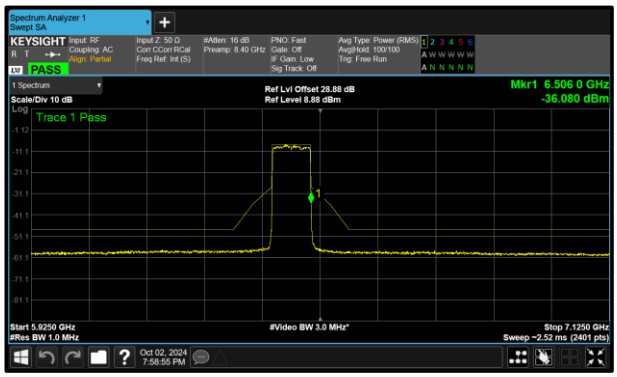

Figure 200 - A (Core 0) 802.11ax HE80 SU LPI 6465 MHz (CH103)

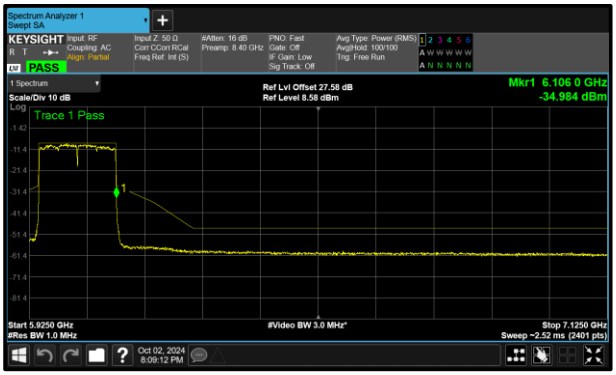

Figure 201 - B (Core 1) 802.11ax HE160 SU LPI 6025 MHz (CH15)

Protocol	Unwanted Emissions Within the RLAN Band	
	Margin (dB)	Frequency (MHz)
802.11ax HE20 RU106 LPI	10.59	6730.200
802.11ax HE20 RU26 LPI	17.18	6525.800
802.11ax HE20 RU52 LPI	10.53	6835.100

Table 267 - Unwanted Emissions Within the RLAN Band Summary Results

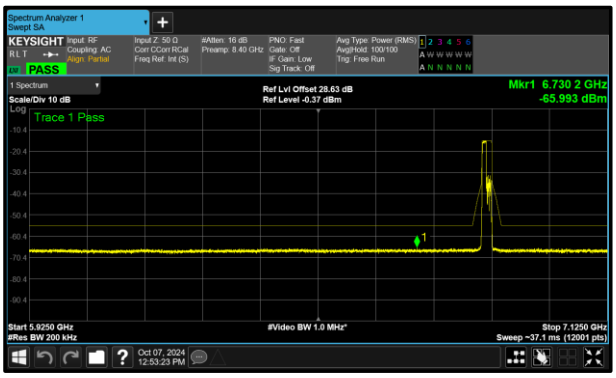

Figure 202 - A (Core 0) 802.11ax HE20 RU106 LPI 6415 MHz (CH93)

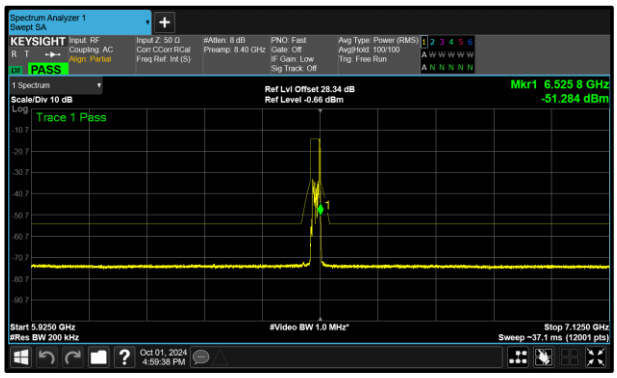

Figure 203 - A (Core 0) 802.11ax HE20 RU26 LPI 6515 MHz (CH113)

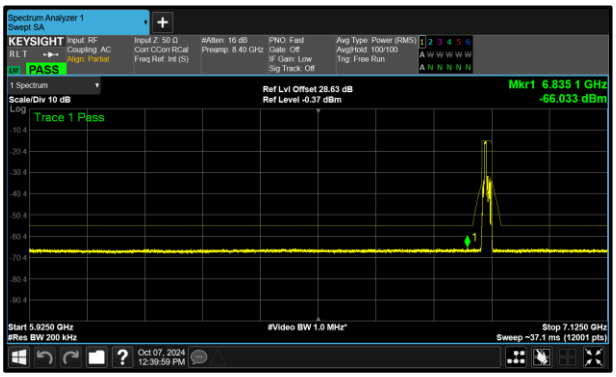

Figure 204 - A (Core 0) 802.11ax HE20 RU52 LPI 6875 MHz (CH185)

Test Configuration			
Frequency Range:	5.925-6.425 GHz 6.425-6.525 GHz 6.525-6.875 GHz 6.875-7.125 GHz	Band:	U-NII-5 U-NII-6 U-NII-7 U-NII-8
Limit Clause(s):	15.407(b)(7)	Test Method(s):	KDB 987594 clause j

DUT Configuration			
Mode:	802.11a LPI	Duty Cycle (%):	-
Data Rate:	12 Mbps	DCCF (dB):	-
Antenna Configuration:	SISO	Peak Antenna Gain (dBi):	-
Active Port(s):	A (Core 0) | B (Core 1)	Active Chain Id(s):	0 | 1

Test Frequency (MHz)	Unwanted Emissions Within the RLAN Band Margin (dB)			
	A	B	C	D
5955	-	11.83	-	-
6175	11.91	-	-	-
6415	10.78	-	-	-
6435	11.31	-	-	-
6475	11.97	-	-	-
6515	11.98	-	-	-
6535	11.07	-	-	-
6695	10.92	-	-	-
6855	10.92	-	-	-
6875	10.91	-	-	-
6895	12.45	-	-	-
6995	12.63	-	-	-
7115	9.41	-	-	-

Table 268 - Unwanted Emissions Within the Band Results

Test Configuration			
Frequency Range:	5.925-6.425 GHz 6.425-6.525 GHz 6.525-6.875 GHz 6.875-7.125 GHz	Band:	U-NII-5 U-NII-6 U-NII-7 U-NII-8
Limit Clause(s):	15.407(b)(7)	Test Method(s):	KDB 987594 clause j

DUT Configuration			
Mode:	802.11ax HE20 SU LPI	Duty Cycle (%):	-
Modulation Coding Scheme:	MCS2x1	DCCF (dB):	-
Antenna Configuration:	SISO	Peak Antenna Gain (dBi):	-
Active Port(s):	A (Core 0) | B (Core 1)	Active Chain Id(s):	0 | 1

Test Frequency (MHz)	Unwanted Emissions Within the RLAN Band Margin (dB)			
	A	B	C	D
5955	-	16.74	-	-
6175	16.40	-	-	-
6415	16.05	-	-	-
6435	17.47	-	-	-
6475	15.93	-	-	-
6515	16.55	-	-	-
6535	17.06	-	-	-
6695	16.64	-	-	-
6855	16.95	-	-	-
6875	17.23	-	-	-
6895	16.07	-	-	-
6995	15.35	-	-	-
7095	16.88	-	-	-

Table 269 - Unwanted Emissions Within the Band Results

Test Configuration			
Frequency Range:	5.925-6.425 GHz 6.425-6.525 GHz 6.525-6.875 GHz 6.875-7.125 GHz	Band:	U-NII-5 U-NII-6 U-NII-7 U-NII-8
Limit Clause(s):	15.407(b)(7)	Test Method(s):	KDB 987594 clause j

DUT Configuration			
Mode:	802.11ax HE40 SU LPI	Duty Cycle (%):	-
Modulation Coding Scheme:	MCS2x1	DCCF (dB):	-
Antenna Configuration:	SISO	Peak Antenna Gain (dBi):	-
Active Port(s):	A (Core 0) | B (Core 1)	Active Chain Id(s):	0 | 1

Test Frequency (MHz)	Unwanted Emissions Within the RLAN Band Margin (dB)			
	A	B	C	D
5965	-	10.22	-	-
6165	10.92	-	-	-
6405	11.34	-	-	-
6445	10.41	-	-	-
6485	9.72	-	-	-
6525	9.66	-	-	-
6565	11.32	-	-	-
6685	9.53	-	-	-
6845	11.59	-	-	-
6885	11.37	-	-	-
6925	11.27	-	-	-
7005	12.47	-	-	-
7085	10.52	-	-	-

Table 270 - Unwanted Emissions Within the Band Results

Test Configuration			
Frequency Range:	5.925-6.425 GHz 6.425-6.525 GHz 6.525-6.875 GHz 6.875-7.125 GHz	Band:	U-NII-5 U-NII-6 U-NII-7 U-NII-8
Limit Clause(s):	15.407(b)(7)	Test Method(s):	KDB 987594 clause j

DUT Configuration			
Mode:	802.11ax HE80 SU LPI	Duty Cycle (%):	-
Modulation Coding Scheme:	MCS2x1	DCCF (dB):	-
Antenna Configuration:	SISO	Peak Antenna Gain (dBi):	-
Active Port(s):	A (Core 0) | B (Core 1)	Active Chain Id(s):	0 | 1

Test Frequency (MHz)	Unwanted Emissions Within the RLAN Band Margin (dB)			
	A	B	C	D
5985	-	9.96	-	-
6145	8.91	-	-	-
6385	9.41	-	-	-
6465	8.08	-	-	-
6545	9.41	-	-	-
6625	8.47	-	-	-
6705	8.27	-	-	-
6785	9.24	-	-	-
6865	9.50	-	-	-
6945	9.08	-	-	-
7025	9.96	-	-	-

Table 271 - Unwanted Emissions Within the Band Results

Test Configuration			
Frequency Range:	5.925-6.425 GHz 6.425-6.525 GHz 6.525-6.875 GHz 6.875-7.125 GHz	Band:	U-NII-5 U-NII-6 U-NII-7 U-NII-8
Limit Clause(s):	15.407(b)(7)	Test Method(s):	KDB 987594 clause j

DUT Configuration			
Mode:	802.11ax HE160 SU LPI	Duty Cycle (%):	-
Modulation Coding Scheme:	MCS2x1	DCCF (dB):	-
Antenna Configuration:	SISO	Peak Antenna Gain (dBi):	-
Active Port(s):	A (Core 0) | B (Core 1)	Active Chain Id(s):	0 | 1

Test Frequency (MHz)	Unwanted Emissions Within the RLAN Band Margin (dB)			
	A	B	C	D
6025	-	6.38	-	-
6185	7.90	-	-	-
6345	8.13	-	-	-
6505	6.73	-	-	-
6665	7.38	-	-	-
6825	8.33	-	-	-
6985	7.85	-	-	-

Table 272 - Unwanted Emissions Within the Band Results

Test Configuration			
Frequency Range:	5.925-6.425 GHz 6.425-6.525 GHz 6.525-6.875 GHz 6.875-7.125 GHz	Band:	U-NII-5 U-NII-6 U-NII-7 U-NII-8
Limit Clause(s):	15.407(b)(7)	Test Method(s):	KDB 987594 clause j

DUT Configuration			
Mode:	802.11ax HE20 RU26 LPI	Duty Cycle (%):	-
Modulation Coding Scheme:	MCS2x1	DCCF (dB):	-
Antenna Configuration:	SISO	Peak Antenna Gain (dBi):	-
Active Port(s):	A (Core 0) | B (Core 1)	Active Chain Id(s):	0 | 1

Test Frequency (MHz)	Unwanted Emissions Within the RLAN Band Margin (dB)			
	A	B	C	D
5955 (RU26.0)	-	18.78	-	-
6175 (RU26.0)	20.52	-	-	-
6415 (RU26.8)	17.73	-	-	-
6435 (RU26.0)	19.60	-	-	-
6475 (RU26.0)	20.02	-	-	-
6515 (RU26.8)	17.18	-	-	-
6535 (RU26.0)	19.48	-	-	-
6695 (RU26.0)	20.47	-	-	-
6855 (RU26.8)	17.99	-	-	-
6875 (RU26.3)	20.77	-	-	-
6875 (RU26.5)	21.02	-	-	-
6895 (RU26.0)	19.07	-	-	-
6995 (RU26.0)	18.76	-	-	-
7095 (RU26.8)	18.09	-	-	-

Table 273 - Unwanted Emissions Within the Band Results

Test Configuration			
Frequency Range:	5.925-6.425 GHz 6.425-6.525 GHz 6.525-6.875 GHz 6.875-7.125 GHz	Band:	U-NII-5 U-NII-6 U-NII-7 U-NII-8
Limit Clause(s):	15.407(b)(7)	Test Method(s):	KDB 987594 clause j

DUT Configuration			
Mode:	802.11ax HE20 RU52 LPI	Duty Cycle (%):	-
Modulation Coding Scheme:	MCS2x1	DCCF (dB):	-
Antenna Configuration:	SISO	Peak Antenna Gain (dBi):	-
Active Port(s):	A (Core 0) | B (Core 1)	Active Chain Id(s):	0 | 1

Test Frequency (MHz)	Unwanted Emissions Within the RLAN Band Margin (dB)			
	A	B	C	D
5955 (RU52.37)	-	12.01	-	-
6175 (RU52.37)	11.69	-	-	-
6415 (RU52.40)	10.53	-	-	-
6435 (RU52.37)	11.61	-	-	-
6475 (RU52.37)	11.23	-	-	-
6515 (RU52.40)	11.88	-	-	-
6535 (RU52.37)	10.61	-	-	-
6695 (RU52.37)	10.64	-	-	-
6855 (RU52.40)	10.65	-	-	-
6875 (RU52.38)	10.53	-	-	-
6875 (RU52.39)	10.83	-	-	-
6895 (RU52.37)	12.07	-	-	-
6995 (RU52.37)	12.57	-	-	-
7095 (RU52.40)	12.22	-	-	-

Table 274 - Unwanted Emissions Within the Band Results

Test Configuration			
Frequency Range:	5.925-6.425 GHz 6.425-6.525 GHz 6.525-6.875 GHz 6.875-7.125 GHz	Band:	U-NII-5 U-NII-6 U-NII-7 U-NII-8
Limit Clause(s):	15.407(b)(7)	Test Method(s):	KDB 987594 clause j

DUT Configuration			
Mode:	802.11ax HE20 RU106 LPI	Duty Cycle (%):	-
Modulation Coding Scheme:	MCS2x1	DCCF (dB):	-
Antenna Configuration:	SISO	Peak Antenna Gain (dBi):	-
Active Port(s):	A (Core 0) | B (Core 1)	Active Chain Id(s):	0 | 1

Test Frequency (MHz)	Unwanted Emissions Within the RLAN Band Margin (dB)			
	A	B	C	D
5955 (RU106.53)	-	12.59	-	-
6175 (RU106.53)	11.71	-	-	-
6415 (RU106.54)	10.68	-	-	-
6435 (RU106.53)	11.03	-	-	-
6475 (RU106.53)	11.72	-	-	-
6515 (RU106.54)	11.86	-	-	-
6535 (RU106.53)	10.68	-	-	-
6695 (RU106.53)	10.92	-	-	-
6855 (RU106.54)	11.45	-	-	-
6875 (RU106.53)	10.59	-	-	-
6875 (RU106.54)	10.80	-	-	-
6895 (RU106.53)	12.67	-	-	-
6995 (RU106.53)	12.12	-	-	-
7095 (RU106.54)	12.29	-	-	-

Table 275 - Unwanted Emissions Within the Band Results

Protocol	Unwanted Emissions Within the RLAN Band	
	Margin (dB)	Frequency (MHz)
802.11a SP	8.61	6712.500
802.11ax HE20 SU SP	7.31	6720.000
802.11ax HE40 SU SP	5.44	6343.622
802.11ax HE80 SU SP	4.46	6718.000
802.11ax HE160 SU SP	5.50	6426.000

Table 276 - Unwanted Emissions Within the RLAN Band Summary Results

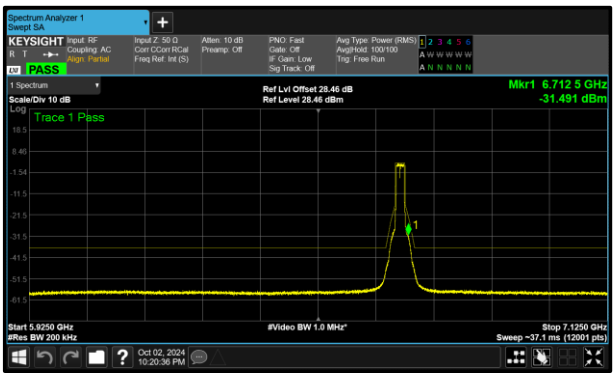

Figure 205 - A (Core 0) 802.11a SP 6695 MHz (CH149)

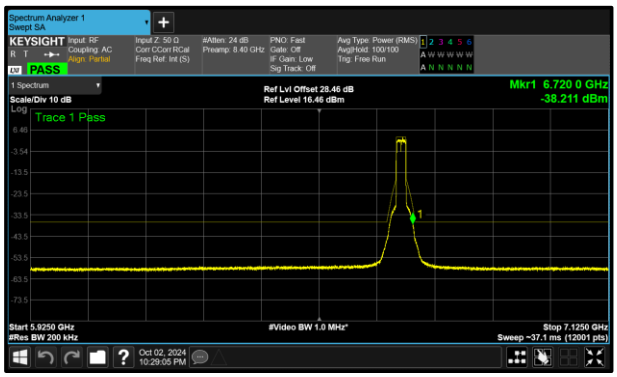

Figure 206 - A (Core 0) 802.11ax HE20 SU SP 6695 MHz (CH149)

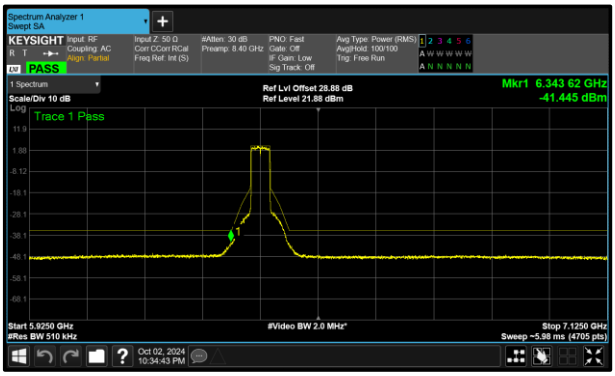

Figure 207 - A (Core 0) 802.11ax HE40 SU SP 6405 MHz (CH91)

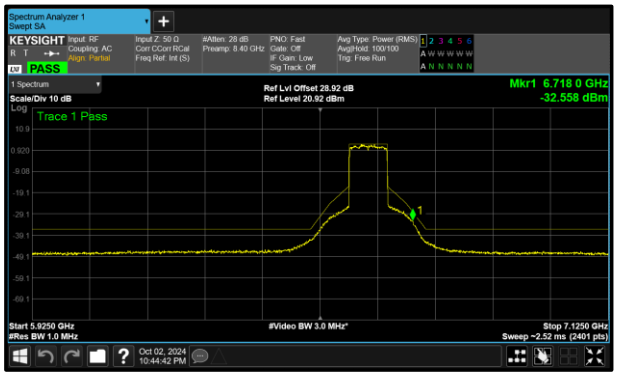

Figure 208 - A (Core 0) 802.11ax HE80 SU SP 6625 MHz (CH135)

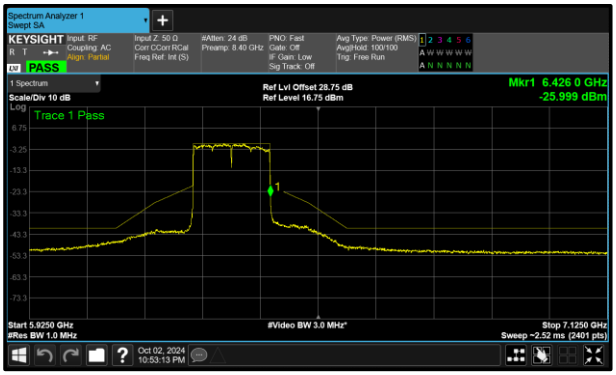

Figure 209 - A (Core 0) 802.11ax HE160 SU SP 6345 MHz (CH79)

Protocol	Unwanted Emissions Within the RLAN Band	
	Margin (dB)	Frequency (MHz)
802.11ax HE20 RU106 SP	17.96	6523.300
802.11ax HE20 RU26 SP	16.92	6425.900
802.11ax HE20 RU52 SP	18.61	6684.200

Table 277 - Unwanted Emissions Within the RLAN Band Summary Results

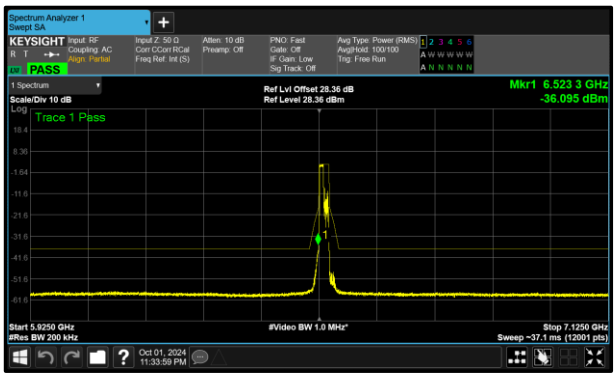

Figure 210 - A (Core 0) 802.11ax HE20 RU106 SP 6535 MHz (CH117)

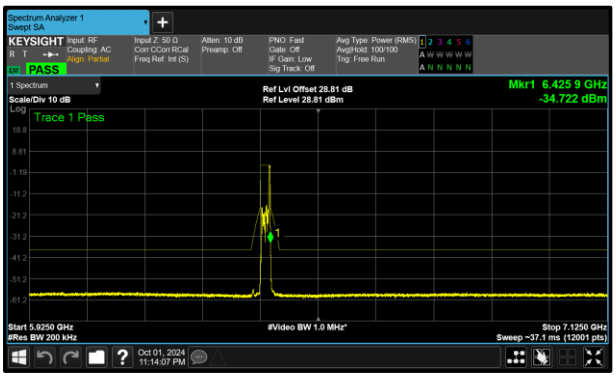

Figure 211 - A (Core 0) 802.11ax HE20 RU26 SP 6415 MHz (CH93)

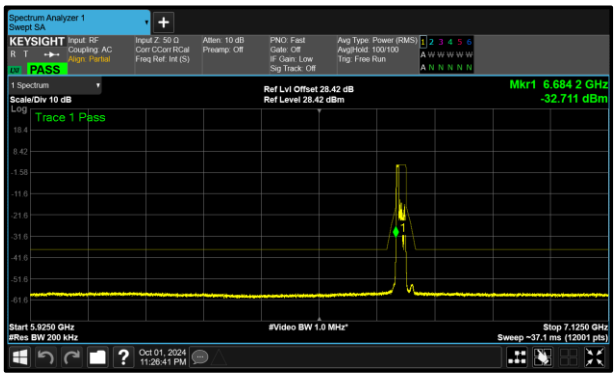

Figure 212 - A (Core 0) 802.11ax HE20 RU52 SP 6695 MHz (CH149)

Test Configuration			
Frequency Range:	5.925-6.425 GHz 6.525-6.875 GHz	Band:	U-NII-5 U-NII-7
Limit Clause(s):	15.407(b)(7)	Test Method(s):	KDB 987594 clause j

DUT Configuration			
Mode:	802.11a SP	Duty Cycle (%):	-
Data Rate:	12 Mbps	DCCF (dB):	-
Antenna Configuration:	SISO	Peak Antenna Gain (dBi):	-
Active Port(s):	A (Core 0) | B (Core 1)	Active Chain Id(s):	0 | 1

Test Frequency (MHz)	Unwanted Emissions Within the RLAN Band Margin (dB)			
	A	B	C	D
5955	-	11.11	-	-
6175	11.28	-	-	-
6415	9.35	-	-	-
6535	9.35	-	-	-
6695	8.61	-	-	-
6855	11.86	-	-	-

Table 278 - Unwanted Emissions Within the Band Results

Test Configuration			
Frequency Range:	5.925-6.425 GHz 6.525-6.875 GHz	Band:	U-NII-5 U-NII-7
Limit Clause(s):	15.407(b)(7)	Test Method(s):	KDB 987594 clause j

DUT Configuration			
Mode:	802.11ax HE20 SU SP	Duty Cycle (%):	-
Modulation Coding Scheme:	MCS2x1	DCCF (dB):	-
Antenna Configuration:	SISO	Peak Antenna Gain (dBi):	-
Active Port(s):	A (Core 0) | B (Core 1)	Active Chain Id(s):	0 | 1

Test Frequency (MHz)	Unwanted Emissions Within the RLAN Band Margin (dB)			
	A	B	C	D
5955	-	9.08	-	-
6175	8.94	-	-	-
6415	7.36	-	-	-
6535	7.72	-	-	-
6695	7.31	-	-	-
6855	9.17	-	-	-

Table 279 - Unwanted Emissions Within the Band Results

Test Configuration			
Frequency Range:	5.925-6.425 GHz 6.525-6.875 GHz	Band:	U-NII-5 U-NII-7
Limit Clause(s):	15.407(b)(7)	Test Method(s):	KDB 987594 clause j

DUT Configuration			
Mode:	802.11ax HE40 SU SP	Duty Cycle (%):	-
Modulation Coding Scheme:	MCS2x1	DCCF (dB):	-
Antenna Configuration:	SISO	Peak Antenna Gain (dBi):	-
Active Port(s):	A (Core 0) | B (Core 1)	Active Chain Id(s):	0 | 1

Test Frequency (MHz)	Unwanted Emissions Within the RLAN Band Margin (dB)			
	A	B	C	D
5965	-	7.95	-	-
6165	6.47	-	-	-
6405	5.44	-	-	-
6565	6.15	-	-	-
6685	5.67	-	-	-
6845	5.85	-	-	-

Table 280 - Unwanted Emissions Within the Band Results

Test Configuration			
Frequency Range:	5.925-6.425 GHz 6.525-6.875 GHz	Band:	U-NII-5 U-NII-7
Limit Clause(s):	15.407(b)(7)	Test Method(s):	KDB 987594 clause j

DUT Configuration			
Mode:	802.11ax HE80 SU SP	Duty Cycle (%):	-
Modulation Coding Scheme:	MCS2x1	DCCF (dB):	-
Antenna Configuration:	SISO	Peak Antenna Gain (dBi):	-
Active Port(s):	A (Core 0) | B (Core 1)	Active Chain Id(s):	0 | 1

Test Frequency (MHz)	Unwanted Emissions Within the RLAN Band Margin (dB)			
	A	B	C	D
5985	-	8.22	-	-
6145	5.48	-	-	-
6385	5.07	-	-	-
6625	4.46	-	-	-
6705	5.36	-	-	-
6785	4.69	-	-	-

Table 281 - Unwanted Emissions Within the Band Results

Test Configuration			
Frequency Range:	5.925-6.425 GHz 6.525-6.875 GHz	Band:	U-NII-5 U-NII-7
Limit Clause(s):	15.407(b)(7)	Test Method(s):	KDB 987594 clause j

DUT Configuration			
Mode:	802.11ax HE160 SU SP	Duty Cycle (%):	-
Modulation Coding Scheme:	MCS2x1	DCCF (dB):	-
Antenna Configuration:	SISO	Peak Antenna Gain (dBi):	-
Active Port(s):	A (Core 0) | B (Core 1)	Active Chain Id(s):	0 | 1

Test Frequency (MHz)	Unwanted Emissions Within the RLAN Band Margin (dB)			
	A	B	C	D
6025	-	7.47	-	-
6185	6.64	-	-	-
6345	5.50	-	-	-
6665	6.62	-	-	-

Table 282 - Unwanted Emissions Within the Band Results

Test Configuration			
Frequency Range:	5.925-6.425 GHz 6.525-6.875 GHz	Band:	U-NII-5 U-NII-7
Limit Clause(s):	15.407(b)(7)	Test Method(s):	KDB 987594 clause j

DUT Configuration			
Mode:	802.11ax HE20 RU26 SP	Duty Cycle (%):	-
Modulation Coding Scheme:	MCS2x1	DCCF (dB):	-
Antenna Configuration:	SISO	Peak Antenna Gain (dBi):	-
Active Port(s):	A (Core 0) | B (Core 1)	Active Chain Id(s):	0 | 1

Test Frequency (MHz)	Unwanted Emissions Within the RLAN Band Margin (dB)			
	A	B	C	D
5955 (RU26.0)	-	18.68	-	-
6175 (RU26.0)	18.78	-	-	-
6415 (RU26.8)	16.92	-	-	-
6535 (RU26.0)	20.30	-	-	-
6695 (RU26.0)	19.15	-	-	-
6855 (RU26.8)	19.36	-	-	-

Table 283 - Unwanted Emissions Within the Band Results

Test Configuration			
Frequency Range:	5.925-6.425 GHz 6.525-6.875 GHz	Band:	U-NII-5 U-NII-7
Limit Clause(s):	15.407(b)(7)	Test Method(s):	KDB 987594 clause j

DUT Configuration			
Mode:	802.11ax HE20 RU52 SP	Duty Cycle (%):	-
Modulation Coding Scheme:	MCS2x1	DCCF (dB):	-
Antenna Configuration:	SISO	Peak Antenna Gain (dBi):	-
Active Port(s):	A (Core 0) | B (Core 1)	Active Chain Id(s):	0 | 1

Test Frequency (MHz)	Unwanted Emissions Within the RLAN Band Margin (dB)			
	A	B	C	D
5955 (RU52.37)	-	19.88	-	-
6175 (RU52.37)	19.53	-	-	-
6415 (RU52.40)	19.22	-	-	-
6535 (RU52.37)	19.57	-	-	-
6695 (RU52.37)	18.61	-	-	-
6855 (RU52.40)	19.53	-	-	-

Table 284 - Unwanted Emissions Within the Band Results

Test Configuration			
Frequency Range:	5.925-6.425 GHz 6.525-6.875 GHz	Band:	U-NII-5 U-NII-7
Limit Clause(s):	15.407(b)(7)	Test Method(s):	KDB 987594 clause j

DUT Configuration			
Mode:	802.11ax HE20 RU106 SP	Duty Cycle (%):	-
Modulation Coding Scheme:	MCS2x1	DCCF (dB):	-
Antenna Configuration:	SISO	Peak Antenna Gain (dBi):	-
Active Port(s):	A (Core 0) | B (Core 1)	Active Chain Id(s):	0 | 1

Test Frequency (MHz)	Unwanted Emissions Within the RLAN Band Margin (dB)			
	A	B	C	D
5955 (RU106.53)	-	19.93	-	-
6175 (RU106.53)	19.13	-	-	-
6415 (RU106.54)	18.37	-	-	-
6535 (RU106.53)	17.96	-	-	-
6695 (RU106.53)	18.74	-	-	-
6855 (RU106.54)	19.17	-	-	-

Table 285 - Unwanted Emissions Within the Band Results

Protocol	Unwanted Emissions Within the RLAN Band	
	Margin (dB)	Frequency (MHz)
802.11a VLP	6.59	6672.900
802.11ax HE20 SU VLP	15.83	6304.700
802.11ax HE40 SU VLP	9.71	6283.929
802.11ax HE80 SU VLP	8.57	5965.500
802.11ax HE160 SU VLP	6.55	6746.000

Table 286 - Unwanted Emissions Within the RLAN Band Summary Results

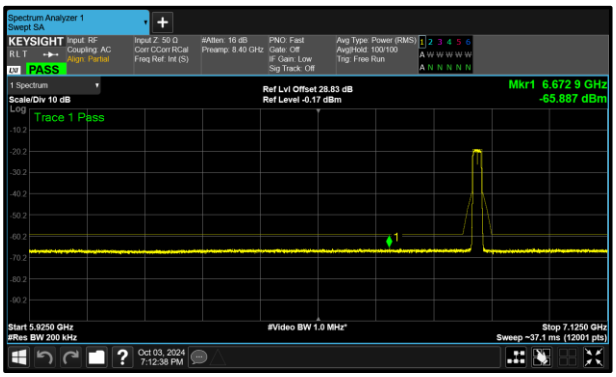

Figure 213 - A (Core 0) 802.11a VLP 6855 MHz (CH181)

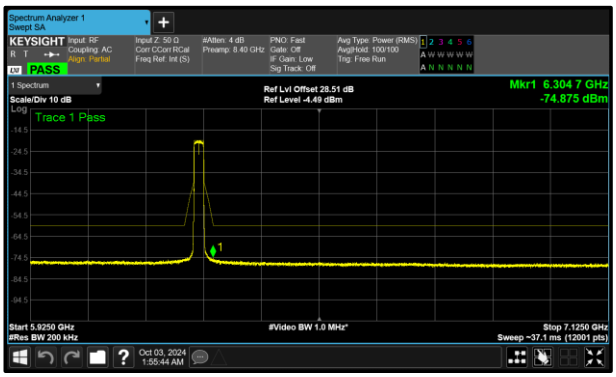

Figure 214 - A (Core 0) 802.11ax HE20 SU VLP 6275 MHz (CH65)

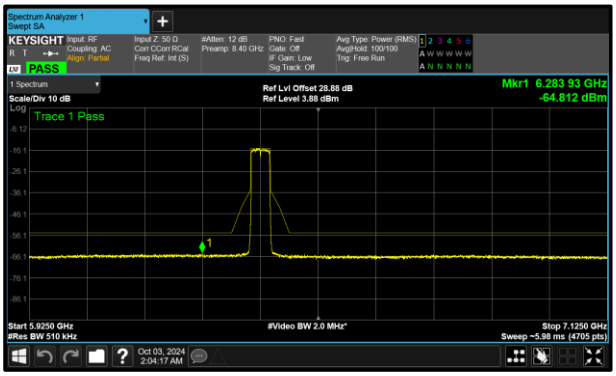

Figure 215 - A (Core 0) 802.11ax HE40 SU VLP 6405 MHz (CH91)

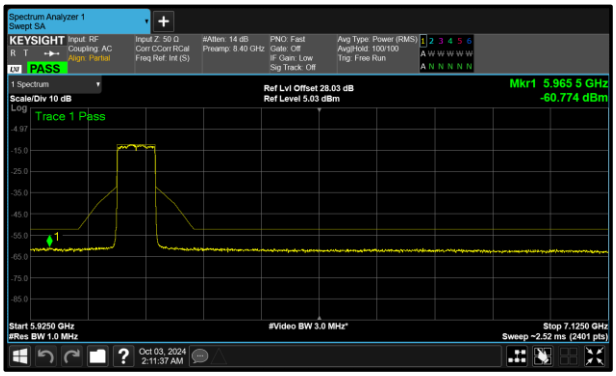

Figure 216 - A (Core 0) 802.11ax HE80 SU VLP 6145 MHz (CH39)

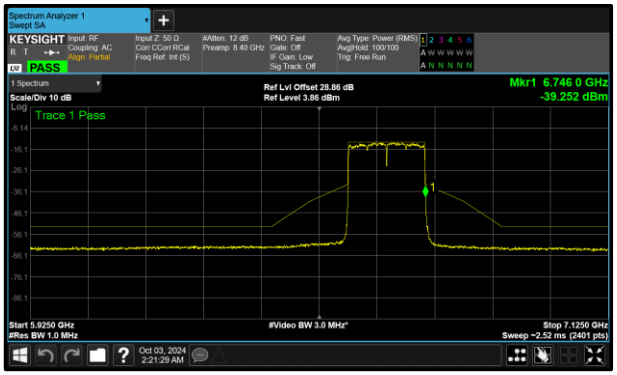

Figure 217 - A (Core 0) 802.11ax HE160 SU VLP 6665 MHz (CH143)

Test Configuration			
Frequency Range:	5.925-6.425 GHz 6.525-6.875 GHz	Band:	U-NII-5 U-NII-7
Limit Clause(s):	15.407(b)	Test Method(s):	KDB 987594 clause j

DUT Configuration			
Mode:	802.11a VLP	Duty Cycle (%):	-
Data Rate:	12 Mbps	DCCF (dB):	-
Antenna Configuration:	SISO	Peak Antenna Gain (dBi):	-
Active Port(s):	A (Core 0)	Active Chain Id(s):	0

Test Frequency (MHz)	Unwanted Emissions Within the RLAN Band Margin (dB)			
	A	B	C	D
6115	8.24	-	-	-
6275	12.28	-	-	-
6415	7.23	-	-	-
6535	6.93	-	-	-
6695	12.74	-	-	-
6855	6.59	-	-	-

Table 287 - Unwanted Emissions Within the Band Results

Test Configuration			
Frequency Range:	5.925-6.425 GHz 6.525-6.875 GHz	Band:	U-NII-5 U-NII-7
Limit Clause(s):	15.407(b)	Test Method(s):	KDB 987594 clause j

DUT Configuration			
Mode:	802.11ax HE20 SU VLP	Duty Cycle (%):	-
Modulation Coding Scheme:	MCS2x1	DCCF (dB):	-
Antenna Configuration:	SISO	Peak Antenna Gain (dBi):	-
Active Port(s):	A (Core 0)	Active Chain Id(s):	0

Test Frequency (MHz)	Unwanted Emissions Within the RLAN Band Margin (dB)			
	A	B	C	D
6115	15.97	-	-	-
6275	15.83	-	-	-
6415	16.06	-	-	-
6535	16.22	-	-	-
6695	16.22	-	-	-
6855	16.08	-	-	-

Table 288 - Unwanted Emissions Within the Band Results

Test Configuration			
Frequency Range:	5.925-6.425 GHz 6.525-6.875 GHz	Band:	U-NII-5 U-NII-7
Limit Clause(s):	15.407(b)	Test Method(s):	KDB 987594 clause j

DUT Configuration			
Mode:	802.11ax HE40 SU VLP	Duty Cycle (%):	-
Modulation Coding Scheme:	MCS2x1	DCCF (dB):	-
Antenna Configuration:	SISO	Peak Antenna Gain (dBi):	-
Active Port(s):	A (Core 0)	Active Chain Id(s):	0

Test Frequency (MHz)	Unwanted Emissions Within the RLAN Band Margin (dB)			
	A	B	C	D
6125	10.26	-	-	-
6285	11.43	-	-	-
6405	9.71	-	-	-
6565	10.84	-	-	-
6685	10.05	-	-	-
6845	11.62	-	-	-

Table 289 - Unwanted Emissions Within the Band Results

Test Configuration			
Frequency Range:	5.925-6.425 GHz 6.525-6.875 GHz	Band:	U-NII-5 U-NII-7
Limit Clause(s):	15.407(b)	Test Method(s):	KDB 987594 clause j

DUT Configuration			
Mode:	802.11ax HE80 SU VLP	Duty Cycle (%):	-
Modulation Coding Scheme:	MCS2x1	DCCF (dB):	-
Antenna Configuration:	SISO	Peak Antenna Gain (dBi):	-
Active Port(s):	A (Core 0)	Active Chain Id(s):	0

Test Frequency (MHz)	Unwanted Emissions Within the RLAN Band Margin (dB)			
	A	B	C	D
6145	8.57	-	-	-
6305	9.28	-	-	-
6385	9.10	-	-	-
6625	9.30	-	-	-
6705	9.10	-	-	-
6785	9.57	-	-	-

Table 290 - Unwanted Emissions Within the Band Results

Test Configuration			
Frequency Range:	5.925-6.425 GHz 6.525-6.875 GHz	Band:	U-NII-5 U-NII-7
Limit Clause(s):	15.407(b)	Test Method(s):	KDB 987594 clause j

DUT Configuration			
Mode:	802.11ax HE160 SU VLP	Duty Cycle (%):	-
Modulation Coding Scheme:	MCS2x1	DCCF (dB):	-
Antenna Configuration:	SISO	Peak Antenna Gain (dBi):	-
Active Port(s):	A (Core 0)	Active Chain Id(s):	0

Test Frequency (MHz)	Unwanted Emissions Within the RLAN Band Margin (dB)			
	A	B	C	D
6185	8.76	-	-	-
6345	7.82	-	-	-
6665	6.55	-	-	-

Table 291 - Unwanted Emissions Within the Band Results

MIMO CDD

Protocol	Unwanted Emissions Within the RLAN Band	
	Margin (dB)	Frequency (MHz)
802.11ax HE20 SU LPI	15.46	6513.000
802.11ax HE40 SU LPI	10.00	6424.235
802.11ax HE80 SU LPI	8.28	6840.500
802.11ax HE160 SU LPI	6.36	6106.000

Table 292 - Unwanted Emissions Within the RLAN Band Summary Results

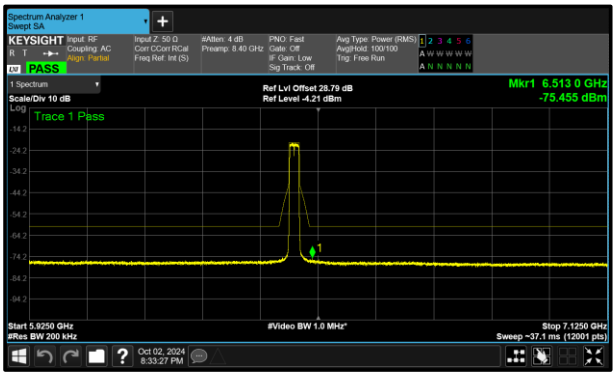

Figure 218 - A (Core 0) 802.11ax HE20 SU LPI 6475 MHz (CH105)

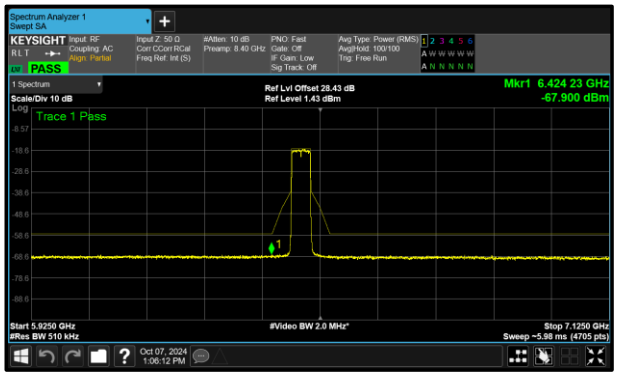

Figure 219 - A (Core 0) 802.11ax HE40 SU LPI 6485 MHz (CH107)

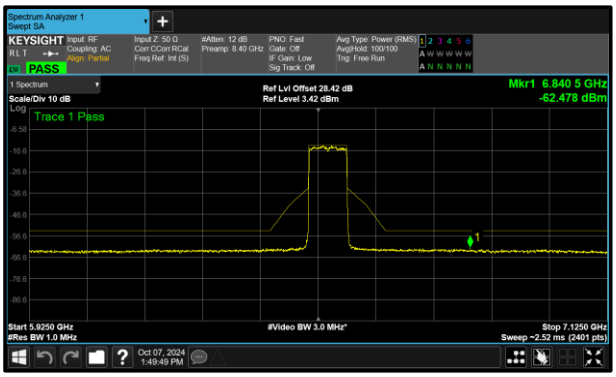

Figure 220 - B (Core 1) 802.11ax HE80 SU LPI 6545 MHz (CH119)

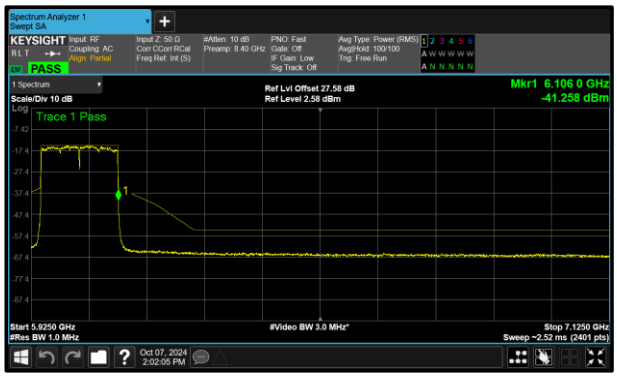

Figure 221 - B (Core 1) 802.11ax HE160 SU LPI 6025 MHz (CH15)

Protocol	Unwanted Emissions Within the RLAN Band	
	Margin (dB)	Frequency (MHz)
802.11ax HE20 RU106 LPI	6.36	5973.200
802.11ax HE20 RU26 LPI	17.11	5936.700
802.11ax HE20 RU52 LPI	15.14	7105.800

Table 293 - Unwanted Emissions Within the RLAN Band Summary Results

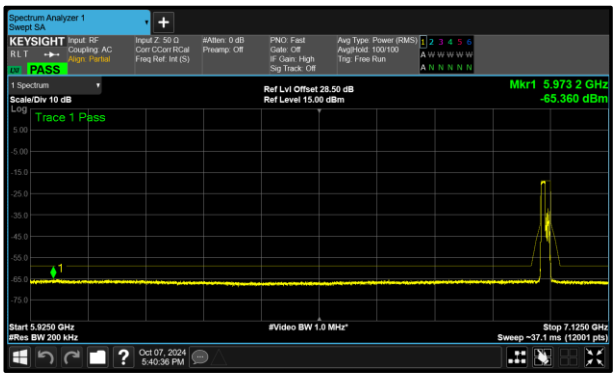

Figure 222 - B (Core 1) 802.11ax HE20 RU106 LPI 6995 MHz (CH209)

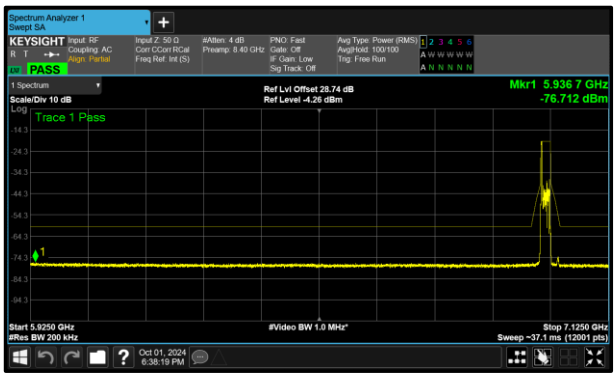

Figure 223 - A (Core 0) 802.11ax HE20 RU26 LPI 6995 MHz (CH209)

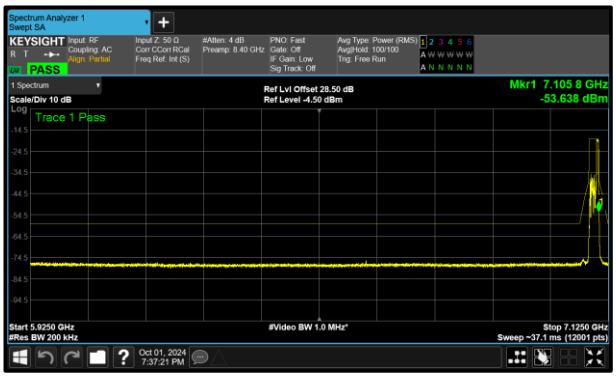

Figure 224 - B (Core 1) 802.11ax HE20 RU52 LPI 7095 MHz (CH229)

Test Configuration			
Frequency Range:	5.925-6.425 GHz 6.425-6.525 GHz 6.525-6.875 GHz 6.875-7.125 GHz	Band:	U-NII-5 U-NII-6 U-NII-7 U-NII-8
Limit Clause(s):	15.407(b)(7)	Test Method(s):	KDB 987594 clause j

DUT Configuration			
Mode:	802.11ax HE20 SU LPI	Duty Cycle (%):	-
Modulation Coding Scheme:	MCS2x1	DCCF (dB):	-
Antenna Configuration:	MIMO CDD	Peak Antenna Gain (dBi):	-
Active Port(s):	A+B (Core 0 + Core 1)	Active Chain Id(s):	0+1

Test Frequency (MHz)	Unwanted Emissions Within the RLAN Band Margin (dB)			
	A	B	C	D
5955	16.41	16.87	-	-
6175	16.37	16.61	-	-
6415	15.60	16.03	-	-
6435	15.63	15.94	-	-
6475	15.46	16.15	-	-
6515	15.64	16.15	-	-
6535	15.73	15.89	-	-
6695	16.16	16.13	-	-
6855	15.99	15.78	-	-
6875	15.78	16.04	-	-
6895	16.30	15.97	-	-
6995	16.68	15.96	-	-
7095	16.11	15.91	-	-

Table 294 - Unwanted Emissions Within the Band Results

Test Configuration			
Frequency Range:	5.925-6.425 GHz 6.425-6.525 GHz 6.525-6.875 GHz 6.875-7.125 GHz	Band:	U-NII-5 U-NII-6 U-NII-7 U-NII-8
Limit Clause(s):	15.407(b)(7)	Test Method(s):	KDB 987594 clause j

DUT Configuration			
Mode:	802.11ax HE40 SU LPI	Duty Cycle (%):	-
Modulation Coding Scheme:	MCS2x1	DCCF (dB):	-
Antenna Configuration:	MIMO CDD	Peak Antenna Gain (dBi):	-
Active Port(s):	A+B (Core 0 + Core 1)	Active Chain Id(s):	0+1

Test Frequency (MHz)	Unwanted Emissions Within the RLAN Band Margin (dB)			
	A	B	C	D
5965	10.18	11.08	-	-
6165	10.77	12.03	-	-
6405	10.81	11.51	-	-
6445	10.30	10.70	-	-
6485	10.00	10.51	-	-
6525	10.01	10.57	-	-
6565	10.36	10.67	-	-
6685	10.59	10.82	-	-
6845	11.76	10.92	-	-
6885	10.27	10.87	-	-
6925	10.93	12.39	-	-
7005	11.54	11.42	-	-
7085	11.29	10.42	-	-

Table 295 - Unwanted Emissions Within the Band Results

Test Configuration			
Frequency Range:	5.925-6.425 GHz 6.425-6.525 GHz 6.525-6.875 GHz 6.875-7.125 GHz	Band:	U-NII-5 U-NII-6 U-NII-7 U-NII-8
Limit Clause(s):	15.407(b)(7)	Test Method(s):	KDB 987594 clause j

DUT Configuration			
Mode:	802.11ax HE80 SU LPI	Duty Cycle (%):	-
Modulation Coding Scheme:	MCS2x1	DCCF (dB):	-
Antenna Configuration:	MIMO CDD	Peak Antenna Gain (dBi):	-
Active Port(s):	A+B (Core 0 + Core 1)	Active Chain Id(s):	0+1

Test Frequency (MHz)	Unwanted Emissions Within the RLAN Band Margin (dB)			
	A	B	C	D
5985	9.44	9.37	-	-
6145	9.04	9.60	-	-
6385	9.41	8.61	-	-
6465	9.78	9.17	-	-
6545	9.32	8.28	-	-
6625	9.50	8.82	-	-
6705	8.99	9.85	-	-
6785	9.33	9.46	-	-
6865	9.98	9.89	-	-
6945	10.09	10.00	-	-
7025	10.93	10.28	-	-

Table 296 - Unwanted Emissions Within the Band Results

Test Configuration			
Frequency Range:	5.925-6.425 GHz 6.425-6.525 GHz 6.525-6.875 GHz 6.875-7.125 GHz	Band:	U-NII-5 U-NII-6 U-NII-7 U-NII-8
Limit Clause(s):	15.407(b)(7)	Test Method(s):	KDB 987594 clause j

DUT Configuration			
Mode:	802.11ax HE160 SU LPI	Duty Cycle (%):	-
Modulation Coding Scheme:	MCS2x1	DCCF (dB):	-
Antenna Configuration:	MIMO CDD	Peak Antenna Gain (dBi):	-
Active Port(s):	A+B (Core 0 + Core 1)	Active Chain Id(s):	0+1

Test Frequency (MHz)	Unwanted Emissions Within the RLAN Band Margin (dB)			
	A	B	C	D
6025	7.90	6.36	-	-
6185	7.58	9.20	-	-
6345	7.26	9.07	-	-
6505	8.38	8.14	-	-
6665	7.81	7.91	-	-
6825	9.46	8.29	-	-
6985	8.13	8.71	-	-

Table 297 - Unwanted Emissions Within the Band Results

Test Configuration			
Frequency Range:	6.875-7.125 GHz	Band:	U-NII-8
Limit Clause(s):	15.407(b)(7)	Test Method(s):	KDB 987594 clause j

DUT Configuration			
Mode:	802.11ax HE20 RU26 LPI	Duty Cycle (%):	-
Modulation Coding Scheme:	MCS2x1	DCCF (dB):	-
Antenna Configuration:	MIMO CDD	Peak Antenna Gain (dBi):	-
Active Port(s):	A+B (Core 0 + Core 1)	Active Chain Id(s):	0+1

Test Frequency (MHz)	Unwanted Emissions Within the RLAN Band Margin (dB)			
	A	B	C	D
6895 (RU26.0)	17.71	18.04	-	-
6995 (RU26.0)	17.11	17.79	-	-
7095 (RU26.8)	17.60	17.13	-	-

Table 298 - Unwanted Emissions Within the Band Results

Test Configuration			
Frequency Range:	5.925-6.425 GHz 6.425-6.525 GHz 6.525-6.875 GHz 6.875-7.125 GHz	Band:	U-NII-5 U-NII-6 U-NII-7 U-NII-8
Limit Clause(s):	15.407(b)(7)	Test Method(s):	KDB 987594 clause j

DUT Configuration			
Mode:	802.11ax HE20 RU52 LPI	Duty Cycle (%):	-
Modulation Coding Scheme:	MCS2x1	DCCF (dB):	-
Antenna Configuration:	MIMO CDD	Peak Antenna Gain (dBi):	-
Active Port(s):	A+B (Core 0 + Core 1)	Active Chain Id(s):	0+1

Test Frequency (MHz)	Unwanted Emissions Within the RLAN Band Margin (dB)			
	A	B	C	D
5955 (RU52.37)	17.36	17.40	-	-
6175 (RU52.37)	17.43	17.55	-	-
6415 (RU52.40)	16.23	16.88	-	-
6435 (RU52.37)	16.41	16.86	-	-
6475 (RU52.37)	16.97	16.88	-	-
6515 (RU52.40)	17.02	16.71	-	-
6535 (RU52.37)	17.02	16.74	-	-
6695 (RU52.37)	17.00	16.09	-	-
6855 (RU52.40)	16.82	16.09	-	-
6875 (RU52.38)	16.66	16.13	-	-
6875 (RU52.39)	16.71	16.05	-	-
6895 (RU52.37)	17.68	17.48	-	-
6995 (RU52.37)	17.35	17.99	-	-
7095 (RU52.40)	17.53	15.14	-	-

Table 299 - Unwanted Emissions Within the Band Results

Test Configuration			
Frequency Range:	5.925-6.425 GHz 6.425-6.525 GHz 6.525-6.875 GHz 6.875-7.125 GHz	Band:	U-NII-5 U-NII-6 U-NII-7 U-NII-8
Limit Clause(s):	15.407(b)(7)	Test Method(s):	KDB 987594 clause j

DUT Configuration			
Mode:	802.11ax HE20 RU106 LPI	Duty Cycle (%):	-
Modulation Coding Scheme:	MCS2x1	DCCF (dB):	-
Antenna Configuration:	MIMO CDD	Peak Antenna Gain (dBi):	-
Active Port(s):	A+B (Core 0 + Core 1)	Active Chain Id(s):	0+1

Test Frequency (MHz)	Unwanted Emissions Within the RLAN Band Margin (dB)			
	A	B	C	D
5955 (RU106.53)	17.51	17.18	-	-
6175 (RU106.53)	17.05	17.23	-	-
6415 (RU106.54)	16.43	17.06	-	-
6435 (RU106.53)	16.28	16.60	-	-
6475 (RU106.53)	16.64	16.56	-	-
6515 (RU106.54)	16.57	16.66	-	-
6535 (RU106.53)	16.47	16.38	-	-
6695 (RU106.53)	16.68	16.37	-	-
6855 (RU106.54)	16.60	15.72	-	-
6875 (RU106.53)	16.56	16.07	-	-
6875 (RU106.54)	16.50	16.41	-	-
6895 (RU106.53)	10.25	10.71	-	-
6995 (RU106.53)	10.40	6.36	-	-
7095 (RU106.54)	10.31	6.86	-	-

Table 300 - Unwanted Emissions Within the Band Results

Protocol	Unwanted Emissions Within the RLAN Band	
	Margin (dB)	Frequency (MHz)
802.11ax HE20 SU SP	16.17	5965.800
802.11ax HE40 SU SP	8.20	6344.133
802.11ax HE80 SU SP	5.03	6023.000
802.11ax HE160 SU SP	5.15	5942.500

Table 301 - Unwanted Emissions Within the RLAN Band Summary Results

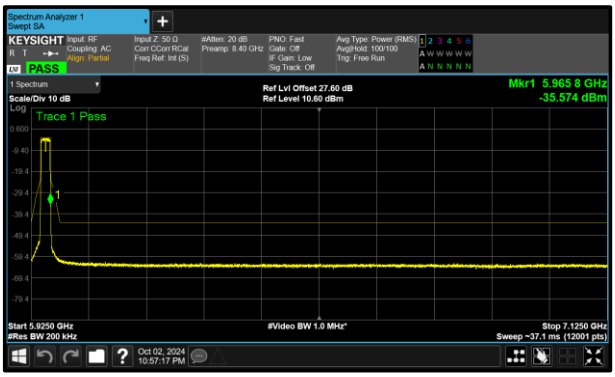

Figure 225 - B (Core 1) 802.11ax HE20 SU SP 5955 MHz (CH1)

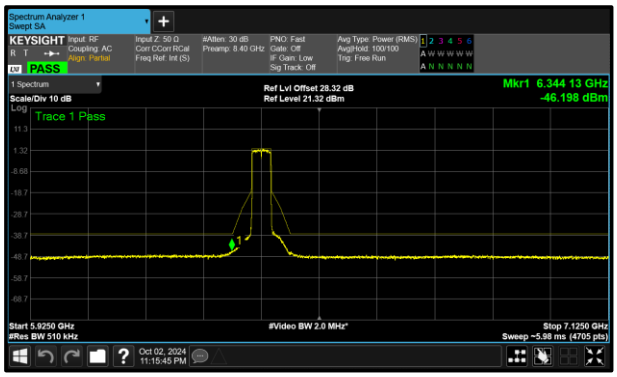

Figure 226 - B (Core 1) 802.11ax HE40 SU SP 6405 MHz (CH91)

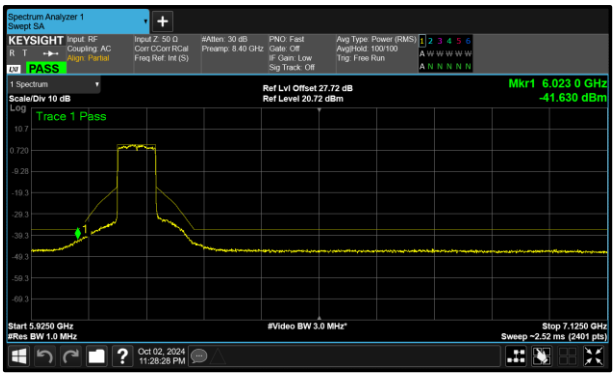

Figure 227 - B (Core 1) 802.11ax HE80 SU SP 6145 MHz (CH39)

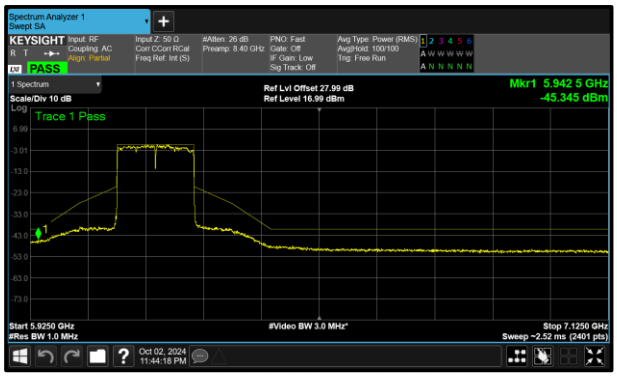

Figure 228 - B (Core 1) 802.11ax HE160 SU SP 6185 MHz (CH47)

Protocol	Unwanted Emissions Within the RLAN Band	
	Margin (dB)	Frequency (MHz)
802.11ax HE20 RU106 SP	14.72	6068.300
802.11ax HE20 RU26 SP	14.40	6118.100
802.11ax HE20 RU52 SP	14.63	6074.800

Table 302 - Unwanted Emissions Within the RLAN Band Summary Results

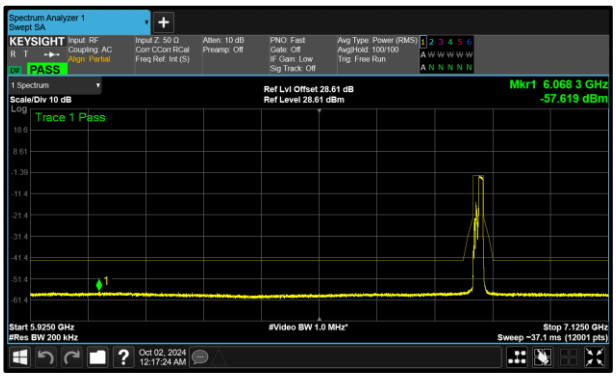

Figure 229 - A (Core 0) 802.11ax HE20 RU106 SP 6855 MHz (CH181)

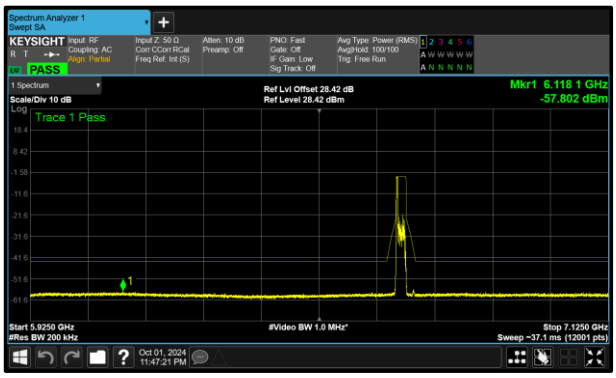

Figure 230 - A (Core 0) 802.11ax HE20 RU26 SP 6695 MHz (CH149)

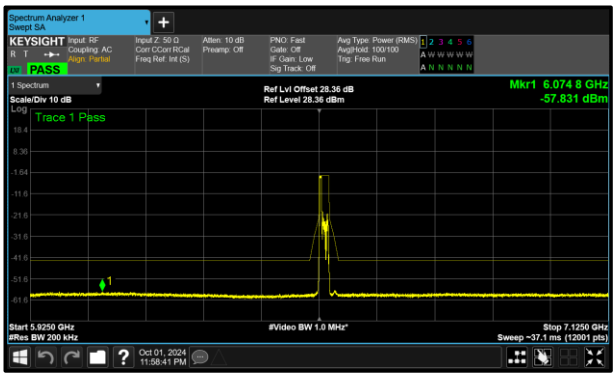

Figure 231 - A (Core 0) 802.11ax HE20 RU52 SP 6535 MHz (CH117)

Test Configuration			
Frequency Range:	5.925-6.425 GHz 6.525-6.875 GHz	Band:	U-NII-5 U-NII-7
Limit Clause(s):	15.407(b)(7)	Test Method(s):	KDB 987594 clause j

DUT Configuration			
Mode:	802.11ax HE20 SU SP	Duty Cycle (%):	-
Modulation Coding Scheme:	MCS2x1	DCCF (dB):	-
Antenna Configuration:	MIMO CDD	Peak Antenna Gain (dBi):	-
Active Port(s):	A+B (Core 0 + Core 1)	Active Chain Id(s):	0+1

Test Frequency (MHz)	Unwanted Emissions Within the RLAN Band Margin (dB)			
	A	B	C	D
5955	17.10	16.17	-	-
6175	17.14	17.12	-	-
6415	17.02	17.25	-	-
6535	16.37	17.59	-	-
6695	17.06	16.20	-	-
6855	17.92	17.93	-	-

Table 303 - Unwanted Emissions Within the Band Results

Test Configuration			
Frequency Range:	5.925-6.425 GHz 6.525-6.875 GHz	Band:	U-NII-5 U-NII-7
Limit Clause(s):	15.407(b)(7)	Test Method(s):	KDB 987594 clause j

DUT Configuration			
Mode:	802.11ax HE40 SU SP	Duty Cycle (%):	-
Modulation Coding Scheme:	MCS2x1	DCCF (dB):	-
Antenna Configuration:	MIMO CDD	Peak Antenna Gain (dBi):	-
Active Port(s):	A+B (Core 0 + Core 1)	Active Chain Id(s):	0+1

Test Frequency (MHz)	Unwanted Emissions Within the RLAN Band Margin (dB)			
	A	B	C	D
5965	10.29	10.77	-	-
6165	10.36	9.76	-	-
6405	9.94	8.20	-	-
6565	8.27	9.92	-	-
6685	10.17	8.98	-	-
6845	9.95	9.99	-	-

Table 304 - Unwanted Emissions Within the Band Results

Test Configuration			
Frequency Range:	5.925-6.425 GHz 6.525-6.875 GHz	Band:	U-NII-5 U-NII-7
Limit Clause(s):	15.407(b)(7)	Test Method(s):	KDB 987594 clause j

DUT Configuration			
Mode:	802.11ax HE80 SU SP	Duty Cycle (%):	-
Modulation Coding Scheme:	MCS2x1	DCCF (dB):	-
Antenna Configuration:	MIMO CDD	Peak Antenna Gain (dBi):	-
Active Port(s):	A+B (Core 0 + Core 1)	Active Chain Id(s):	0+1

Test Frequency (MHz)	Unwanted Emissions Within the RLAN Band Margin (dB)			
	A	B	C	D
5985	9.26	8.55	-	-
6145	6.42	5.03	-	-
6385	5.71	6.21	-	-
6625	5.16	5.53	-	-
6705	6.58	6.34	-	-
6785	5.83	5.60	-	-

Table 305 - Unwanted Emissions Within the Band Results

Test Configuration			
Frequency Range:	5.925-6.425 GHz 6.525-6.875 GHz	Band:	U-NII-5 U-NII-7
Limit Clause(s):	15.407(b)(7)	Test Method(s):	KDB 987594 clause j

DUT Configuration			
Mode:	802.11ax HE160 SU SP	Duty Cycle (%):	-
Modulation Coding Scheme:	MCS2x1	DCCF (dB):	-
Antenna Configuration:	MIMO CDD	Peak Antenna Gain (dBi):	-
Active Port(s):	A+B (Core 0 + Core 1)	Active Chain Id(s):	0+1

Test Frequency (MHz)	Unwanted Emissions Within the RLAN Band Margin (dB)			
	A	B	C	D
6025	7.52	7.99	-	-
6185	6.52	5.15	-	-
6345	5.34	5.99	-	-
6665	7.07	8.08	-	-

Table 306 - Unwanted Emissions Within the Band Results

Test Configuration			
Frequency Range:	5.925-6.425 GHz 6.525-6.875 GHz	Band:	U-NII-5 U-NII-7
Limit Clause(s):	15.407(b)(7)	Test Method(s):	KDB 987594 clause j

DUT Configuration			
Mode:	802.11ax HE20 RU26 SP	Duty Cycle (%):	-
Modulation Coding Scheme:	MCS2x1	DCCF (dB):	-
Antenna Configuration:	MIMO CDD	Peak Antenna Gain (dBi):	-
Active Port(s):	A+B (Core 0 + Core 1)	Active Chain Id(s):	0+1

Test Frequency (MHz)	Unwanted Emissions Within the RLAN Band Margin (dB)			
	A	B	C	D
5955 (RU26.0)	14.95	15.80	-	-
6175 (RU26.0)	15.07	16.32	-	-
6415 (RU26.8)	14.63	15.94	-	-
6535 (RU26.0)	15.01	15.45	-	-
6695 (RU26.0)	14.40	15.61	-	-
6855 (RU26.8)	14.83	15.31	-	-

Table 307 - Unwanted Emissions Within the Band Results

Test Configuration			
Frequency Range:	5.925-6.425 GHz 6.525-6.875 GHz	Band:	U-NII-5 U-NII-7
Limit Clause(s):	15.407(b)(7)	Test Method(s):	KDB 987594 clause j

DUT Configuration			
Mode:	802.11ax HE20 RU52 SP	Duty Cycle (%):	-
Modulation Coding Scheme:	MCS2x1	DCCF (dB):	-
Antenna Configuration:	MIMO CDD	Peak Antenna Gain (dBi):	-
Active Port(s):	A+B (Core 0 + Core 1)	Active Chain Id(s):	0+1

Test Frequency (MHz)	Unwanted Emissions Within the RLAN Band Margin (dB)			
	A	B	C	D
5955 (RU52.37)	14.84	15.77	-	-
6175 (RU52.37)	15.24	16.24	-	-
6415 (RU52.40)	15.17	15.75	-	-
6535 (RU52.37)	14.63	15.52	-	-
6695 (RU52.37)	15.11	15.89	-	-
6855 (RU52.40)	14.96	15.54	-	-

Table 308 - Unwanted Emissions Within the Band Results

Test Configuration			
Frequency Range:	5.925-6.425 GHz 6.525-6.875 GHz	Band:	U-NII-5 U-NII-7
Limit Clause(s):	15.407(b)(7)	Test Method(s):	KDB 987594 clause j

DUT Configuration			
Mode:	802.11ax HE20 RU106 SP	Duty Cycle (%):	-
Modulation Coding Scheme:	MCS2x1	DCCF (dB):	-
Antenna Configuration:	MIMO CDD	Peak Antenna Gain (dBi):	-
Active Port(s):	A+B (Core 0 + Core 1)	Active Chain Id(s):	0+1

Test Frequency (MHz)	Unwanted Emissions Within the RLAN Band Margin (dB)			
	A	B	C	D
5955 (RU106.53)	15.11	15.76	-	-
6175 (RU106.53)	15.50	16.24	-	-
6415 (RU106.54)	15.10	16.56	-	-
6535 (RU106.53)	15.67	16.07	-	-
6695 (RU106.53)	15.04	15.55	-	-
6855 (RU106.54)	14.72	15.16	-	-

Table 309 - Unwanted Emissions Within the Band Results

Protocol	Unwanted Emissions Within the RLAN Band	
	Margin (dB)	Frequency (MHz)
802.11ax HE40 SU VLP	9.47	6150.510
802.11ax HE80 SU VLP	7.95	6763.500
802.11ax HE160 SU VLP	7.31	5948.000

Table 310 - Unwanted Emissions Within the RLAN Band Summary Results

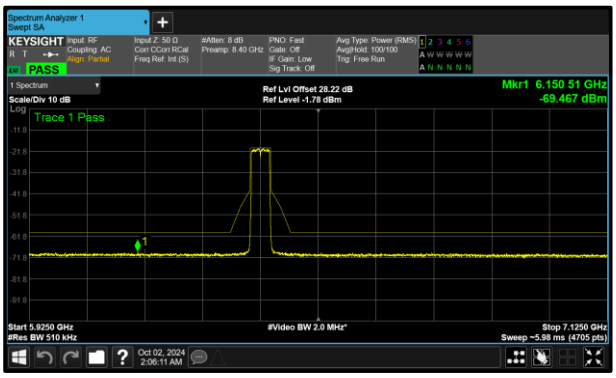

Figure 232 - B (Core 1) 802.11ax HE40 SU VLP 6405 MHz (CH91)

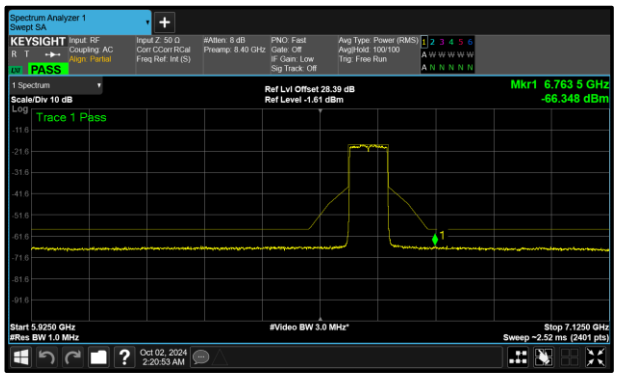

Figure 233 - B (Core 1) 802.11ax HE80 SU VLP 6625 MHz (CH135)

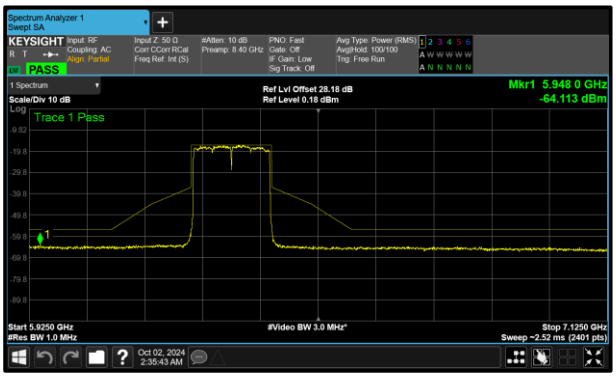

Figure 234 - B (Core 1) 802.11ax HE160 SU VLP 6345 MHz (CH79)

Test Configuration			
Frequency Range:	5.925-6.425 GHz	Band:	U-NII-5
Limit Clause(s):	15.407(b)(7)	Test Method(s):	KDB 987594 clause j

DUT Configuration			
Mode:	802.11ax HE40 SU VLP	Duty Cycle (%):	-
Modulation Coding Scheme:	MCS2x1	DCCF (dB):	-
Antenna Configuration:	MIMO CDD	Peak Antenna Gain (dBi):	-
Active Port(s):	A+B (Core 0 + Core 1)	Active Chain Id(s):	0+1

Test Frequency (MHz)	Unwanted Emissions Within the RLAN Band Margin (dB)			
	A	B	C	D
6285	11.11	9.70	-	-
6325	10.79	9.51	-	-
6405	10.73	9.47	-	-

Table 311 - Unwanted Emissions Within the Band Results

Test Configuration			
Frequency Range:	5.925-6.425 GHz 6.525-6.875 GHz	Band:	U-NII-5 U-NII-7
Limit Clause(s):	15.407(b)(7)	Test Method(s):	KDB 987594 clause j

DUT Configuration			
Mode:	802.11ax HE80 SU VLP	Duty Cycle (%):	-
Modulation Coding Scheme:	MCS2x1	DCCF (dB):	-
Antenna Configuration:	MIMO CDD	Peak Antenna Gain (dBi):	-
Active Port(s):	A+B (Core 0 + Core 1)	Active Chain Id(s):	0+1

Test Frequency (MHz)	Unwanted Emissions Within the RLAN Band Margin (dB)			
	A	B	C	D
6145	9.69	9.44	-	-
6305	8.95	8.83	-	-
6385	9.16	9.46	-	-
6625	8.80	7.95	-	-
6705	8.16	8.95	-	-
6785	9.72	9.53	-	-

Table 312 - Unwanted Emissions Within the Band Results

Test Configuration			
Frequency Range:	5.925-6.425 GHz 6.525-6.875 GHz	Band:	U-NII-5 U-NII-7
Limit Clause(s):	15.407(b)(7)	Test Method(s):	KDB 987594 clause j

DUT Configuration			
Mode:	802.11ax HE160 SU VLP	Duty Cycle (%):	-
Modulation Coding Scheme:	MCS2x1	DCCF (dB):	-
Antenna Configuration:	MIMO CDD	Peak Antenna Gain (dBi):	-
Active Port(s):	A+B (Core 0 + Core 1)	Active Chain Id(s):	0+1

Test Frequency (MHz)	Unwanted Emissions Within the RLAN Band Margin (dB)			
	A	B	C	D
6185	8.25	8.89	-	-
6345	7.49	7.31	-	-
6665	8.82	8.06	-	-

Table 313 - Unwanted Emissions Within the Band Results

MIMO SDM

Protocol	Unwanted Emissions Within the RLAN Band	
	Margin (dB)	Frequency (MHz)
802.11ax HE20 SU LPI	15.50	6546.000
802.11ax HE40 SU LPI	9.09	6098.210
802.11ax HE80 SU LPI	8.04	6586.000
802.11ax HE160 SU LPI	6.70	7066.000

Table 314 - Unwanted Emissions Within the RLAN Band Summary Results

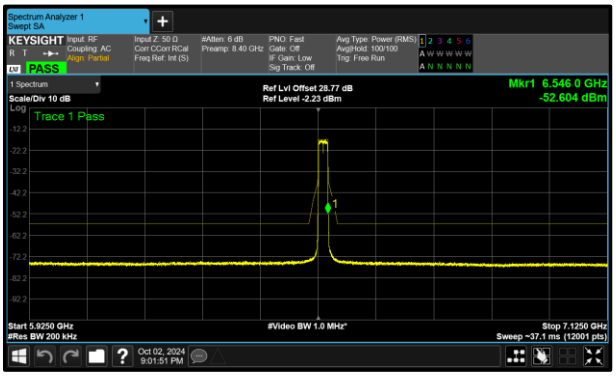

Figure 235 - A (Core 0) 802.11ax HE20 SU LPI 6535 MHz (CH117)

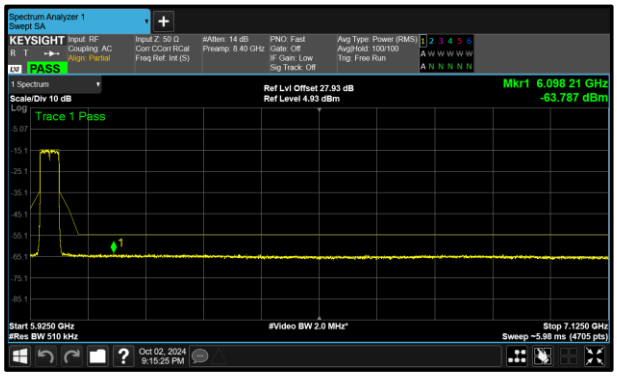

Figure 236 - A (Core 0) 802.11ax HE40 SU LPI 5965 MHz (CH3)

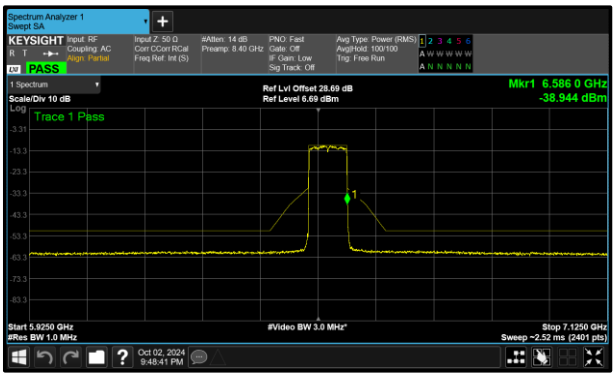

Figure 237 - B (Core 1) 802.11ax HE80 SU LPI 6545 MHz (CH119)

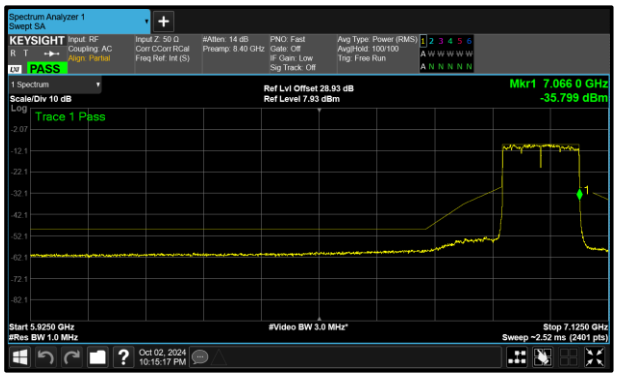

Figure 238 - A (Core 0) 802.11ax HE160 SU LPI 6985 MHz (CH207)

Protocol	Unwanted Emissions Within the RLAN Band	
	Margin (dB)	Frequency (MHz)
802.11ax HE20 RU106 LPI	9.96	6744.500
802.11ax HE20 RU26 LPI	16.52	5925.900
802.11ax HE20 RU52 LPI	12.37	7064.600

Table 315 - Unwanted Emissions Within the RLAN Band Summary Results

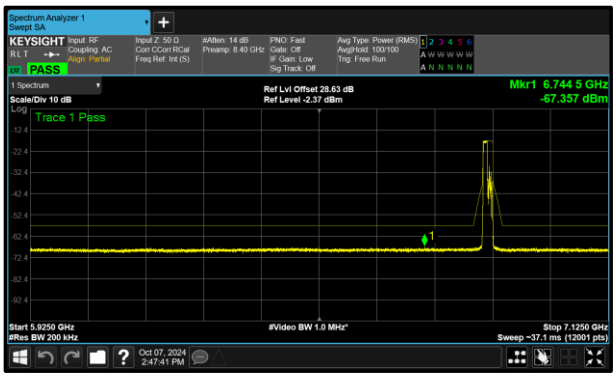

Figure 239 - A (Core 0) 802.11ax HE20 RU106 LPI 6875 MHz (CH185)

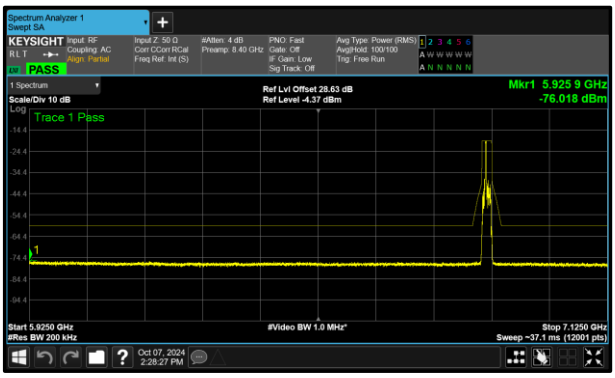

Figure 240 - A (Core 0) 802.11ax HE20 RU26 LPI 6875 MHz (CH185)

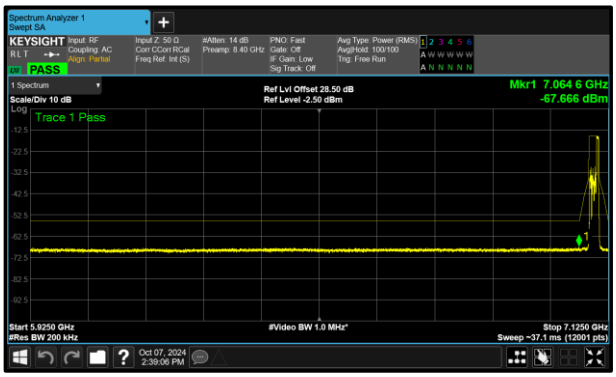

Figure 241 - B (Core 1) 802.11ax HE20 RU52 LPI 7095 MHz (CH229)

Test Configuration			
Frequency Range:	5.925-6.425 GHz 6.425-6.525 GHz 6.525-6.875 GHz 6.875-7.125 GHz	Band:	U-NII-5 U-NII-6 U-NII-7 U-NII-8
Limit Clause(s):	15.407(b)(7)	Test Method(s):	KDB 987594 clause j

DUT Configuration			
Mode:	802.11ax HE20 SU LPI	Duty Cycle (%):	-
Modulation Coding Scheme:	MCS2x2	DCCF (dB):	-
Antenna Configuration:	MIMO SDM	Peak Antenna Gain (dBi):	-
Active Port(s):	A+B (Core 0 + Core 1)	Active Chain Id(s):	0+1

Test Frequency (MHz)	Unwanted Emissions Within the RLAN Band Margin (dB)			
	A	B	C	D
5955	16.97	17.80	-	-
6175	16.37	16.17	-	-
6415	16.29	16.35	-	-
6435	17.01	16.65	-	-
6475	17.02	16.86	-	-
6515	16.25	16.59	-	-
6535	15.50	16.93	-	-
6695	17.11	17.84	-	-
6855	17.85	17.45	-	-
6875	16.90	15.97	-	-
6895	15.63	15.92	-	-
6995	15.94	16.20	-	-
7095	17.04	16.36	-	-

Table 316 - Unwanted Emissions Within the Band Results

Test Configuration			
Frequency Range:	5.925-6.425 GHz 6.425-6.525 GHz 6.525-6.875 GHz 6.875-7.125 GHz	Band:	U-NII-5 U-NII-6 U-NII-7 U-NII-8
Limit Clause(s):	15.407(b)(7)	Test Method(s):	KDB 987594 clause j

DUT Configuration			
Mode:	802.11ax HE40 SU LPI	Duty Cycle (%):	-
Modulation Coding Scheme:	MCS2x2	DCCF (dB):	-
Antenna Configuration:	MIMO SDM	Peak Antenna Gain (dBi):	-
Active Port(s):	A+B (Core 0 + Core 1)	Active Chain Id(s):	0+1

Test Frequency (MHz)	Unwanted Emissions Within the RLAN Band Margin (dB)			
	A	B	C	D
5965	9.09	11.39	-	-
6165	10.26	10.69	-	-
6405	10.07	10.31	-	-
6445	9.62	11.38	-	-
6485	10.50	10.91	-	-
6525	9.61	9.66	-	-
6565	11.05	11.19	-	-
6685	11.42	10.44	-	-
6845	10.95	11.20	-	-
6885	11.05	11.35	-	-
6925	11.28	12.40	-	-
7005	12.31	10.79	-	-
7085	11.16	11.28	-	-

Table 317 - Unwanted Emissions Within the Band Results

Test Configuration			
Frequency Range:	5.925-6.425 GHz 6.425-6.525 GHz 6.525-6.875 GHz 6.875-7.125 GHz	Band:	U-NII-5 U-NII-6 U-NII-7 U-NII-8
Limit Clause(s):	15.407(b)(7)	Test Method(s):	KDB 987594 clause j

DUT Configuration			
Mode:	802.11ax HE80 SU LPI	Duty Cycle (%):	-
Modulation Coding Scheme:	MCS2x2	DCCF (dB):	-
Antenna Configuration:	MIMO SDM	Peak Antenna Gain (dBi):	-
Active Port(s):	A+B (Core 0 + Core 1)	Active Chain Id(s):	0+1

Test Frequency (MHz)	Unwanted Emissions Within the RLAN Band Margin (dB)			
	A	B	C	D
5985	9.73	9.12	-	-
6145	9.24	9.55	-	-
6385	9.83	9.68	-	-
6465	8.91	9.38	-	-
6545	9.50	8.04	-	-
6625	9.21	9.63	-	-
6705	9.52	8.89	-	-
6785	9.51	9.89	-	-
6865	8.87	8.08	-	-
6945	8.93	9.82	-	-
7025	9.28	9.24	-	-

Table 318 - Unwanted Emissions Within the Band Results

Test Configuration			
Frequency Range:	5.925-6.425 GHz 6.425-6.525 GHz 6.525-6.875 GHz 6.875-7.125 GHz	Band:	U-NII-5 U-NII-6 U-NII-7 U-NII-8
Limit Clause(s):	15.407(b)(7)	Test Method(s):	KDB 987594 clause j

DUT Configuration			
Mode:	802.11ax HE160 SU LPI	Duty Cycle (%):	-
Modulation Coding Scheme:	MCS2x2	DCCF (dB):	-
Antenna Configuration:	MIMO SDM	Peak Antenna Gain (dBi):	-
Active Port(s):	A+B (Core 0 + Core 1)	Active Chain Id(s):	0+1

Test Frequency (MHz)	Unwanted Emissions Within the RLAN Band Margin (dB)			
	A	B	C	D
6025	8.55	7.27	-	-
6185	7.66	7.89	-	-
6345	7.58	8.22	-	-
6505	7.61	7.68	-	-
6665	7.49	8.52	-	-
6825	7.76	8.36	-	-
6985	6.70	8.66	-	-

Table 319 - Unwanted Emissions Within the Band Results

Test Configuration			
Frequency Range:	5.925-6.425 GHz 6.425-6.525 GHz 6.525-6.875 GHz 6.875-7.125 GHz	Band:	U-NII-5 U-NII-6 U-NII-7 U-NII-8
Limit Clause(s):	15.407(b)(7)	Test Method(s):	KDB 987594 clause j

DUT Configuration			
Mode:	802.11ax HE20 RU26 LPI	Duty Cycle (%):	-
Modulation Coding Scheme:	MCS2x2	DCCF (dB):	-
Antenna Configuration:	MIMO SDM	Peak Antenna Gain (dBi):	-
Active Port(s):	A+B (Core 0 + Core 1)	Active Chain Id(s):	0+1

Test Frequency (MHz)	Unwanted Emissions Within the RLAN Band Margin (dB)			
	A	B	C	D
5955 (RU26.0)	17.17	18.55	-	-
6175 (RU26.0)	18.78	19.22	-	-
6415 (RU26.8)	19.30	18.81	-	-
6435 (RU26.0)	19.41	19.64	-	-
6475 (RU26.0)	19.15	19.12	-	-
6515 (RU26.8)	19.46	19.64	-	-
6535 (RU26.0)	18.86	18.16	-	-
6695 (RU26.0)	17.07	16.95	-	-
6855 (RU26.8)	16.96	16.58	-	-
6875 (RU26.3)	16.52	17.38	-	-
6875 (RU26.5)	18.40	18.19	-	-
6895 (RU26.0)	20.47	19.74	-	-
6995 (RU26.0)	19.32	19.98	-	-
7095 (RU26.8)	19.52	19.06	-	-

Table 320 - Unwanted Emissions Within the Band Results

Test Configuration			
Frequency Range:	5.925-6.425 GHz 6.425-6.525 GHz 6.525-6.875 GHz 6.875-7.125 GHz	Band:	U-NII-5 U-NII-6 U-NII-7 U-NII-8
Limit Clause(s):	15.407(b)(7)	Test Method(s):	KDB 987594 clause j

DUT Configuration			
Mode:	802.11ax HE20 RU52 LPI	Duty Cycle (%):	-
Modulation Coding Scheme:	MCS2x2	DCCF (dB):	-
Antenna Configuration:	MIMO SDM	Peak Antenna Gain (dBi):	-
Active Port(s):	A+B (Core 0 + Core 1)	Active Chain Id(s):	0+1

Test Frequency (MHz)	Unwanted Emissions Within the RLAN Band Margin (dB)			
	A	B	C	D
5955 (RU52.37)	18.56	18.90	-	-
6175 (RU52.37)	18.63	17.41	-	-
6415 (RU52.40)	18.28	16.41	-	-
6435 (RU52.37)	16.89	18.17	-	-
6475 (RU52.37)	17.72	18.05	-	-
6515 (RU52.40)	17.76	17.05	-	-
6535 (RU52.37)	18.64	18.82	-	-
6695 (RU52.37)	18.98	18.72	-	-
6855 (RU52.40)	19.19	15.20	-	-
6875 (RU52.38)	18.85	17.87	-	-
6875 (RU52.39)	18.97	18.08	-	-
6895 (RU52.37)	13.34	13.30	-	-
6995 (RU52.37)	12.93	12.97	-	-
7095 (RU52.40)	12.37	12.37	-	-

Table 321 - Unwanted Emissions Within the Band Results

Test Configuration			
Frequency Range:	5.925-6.425 GHz 6.425-6.525 GHz 6.525-6.875 GHz 6.875-7.125 GHz	Band:	U-NII-5 U-NII-6 U-NII-7 U-NII-8
Limit Clause(s):	15.407(b)(7)	Test Method(s):	KDB 987594 clause j

DUT Configuration			
Mode:	802.11ax HE20 RU106 LPI	Duty Cycle (%):	-
Modulation Coding Scheme:	MCS2x2	DCCF (dB):	-
Antenna Configuration:	MIMO SDM	Peak Antenna Gain (dBi):	-
Active Port(s):	A+B (Core 0 + Core 1)	Active Chain Id(s):	0+1

Test Frequency (MHz)	Unwanted Emissions Within the RLAN Band Margin (dB)			
	A	B	C	D
5955 (RU106.53)	12.10	12.96	-	-
6175 (RU106.53)	12.72	12.55	-	-
6415 (RU106.54)	13.36	13.41	-	-
6435 (RU106.53)	13.20	13.14	-	-
6475 (RU106.53)	11.24	10.97	-	-
6515 (RU106.54)	11.23	11.25	-	-
6535 (RU106.53)	10.55	10.94	-	-
6695 (RU106.53)	10.52	10.78	-	-
6855 (RU106.54)	10.76	10.93	-	-
6875 (RU106.53)	9.96	10.78	-	-
6875 (RU106.54)	10.50	10.85	-	-
6895 (RU106.53)	11.97	12.32	-	-
6995 (RU106.53)	11.89	12.16	-	-
7095 (RU106.54)	11.92	12.12	-	-

Table 322 - Unwanted Emissions Within the Band Results

Protocol	Unwanted Emissions Within the RLAN Band	
	Margin (dB)	Frequency (MHz)
802.11ax HE20 SU SP	13.22	6385.100
802.11ax HE40 SU SP	3.51	6609.690
802.11ax HE80 SU SP	2.55	6719.500
802.11ax HE160 SU SP	5.23	6109.000

Table 323 - Unwanted Emissions Within the RLAN Band Summary Results

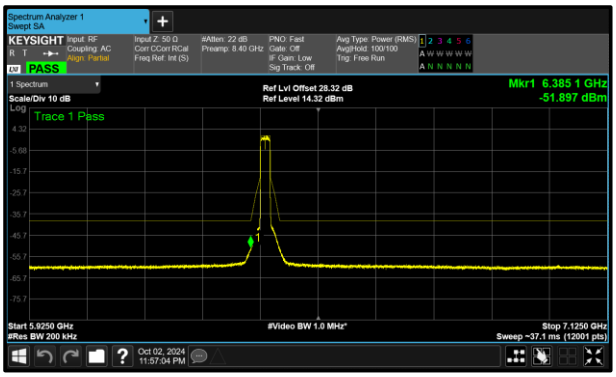

Figure 242 - B (Core 1) 802.11ax HE20 SU SP 6415 MHz (CH93)

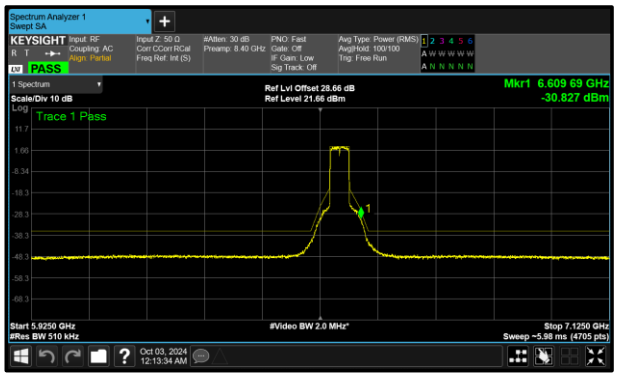

Figure 243 - B (Core 1) 802.11ax HE40 SU SP 6565 MHz (CH123)

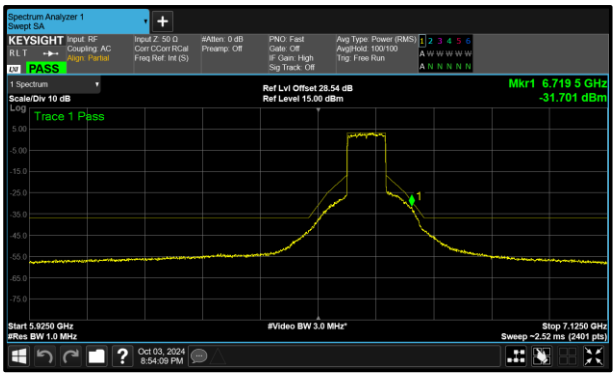

Figure 244 - B (Core 1) 802.11ax HE80 SU SP 6625 MHz (CH135)

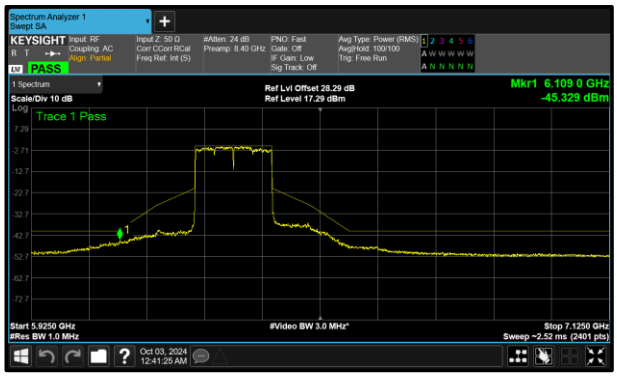

Figure 245 - B (Core 1) 802.11ax HE160 SU SP 6345 MHz (CH79)

Protocol	Unwanted Emissions Within the RLAN Band	
	Margin (dB)	Frequency (MHz)
802.11ax HE20 RU106 SP	17.58	6821.000
802.11ax HE20 RU26 SP	15.36	6425.800
802.11ax HE20 RU52 SP	15.24	6425.800

Table 324 - Unwanted Emissions Within the RLAN Band Summary Results

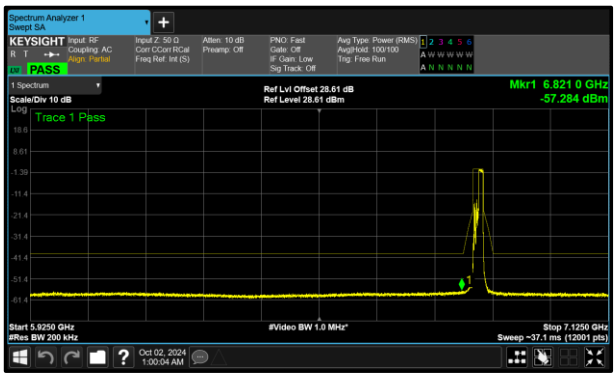

Figure 246 - A (Core 0) 802.11ax HE20 RU106 SP 6855 MHz (CH181)

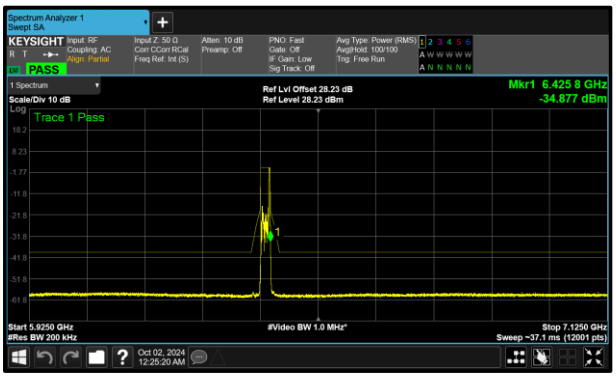

Figure 247 - B (Core 1) 802.11ax HE20 RU26 SP 6415 MHz (CH93)

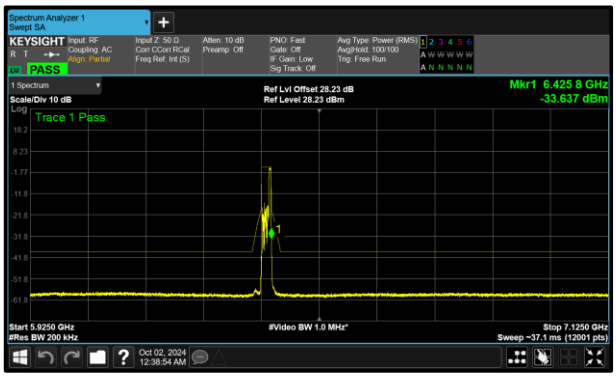

Figure 248 - B (Core 1) 802.11ax HE20 RU52 SP 6415 MHz (CH93)

Test Configuration			
Frequency Range:	5.925-6.425 GHz 6.525-6.875 GHz	Band:	U-NII-5 U-NII-7
Limit Clause(s):	15.407(b)(7)	Test Method(s):	KDB 987594 clause j

DUT Configuration			
Mode:	802.11ax HE20 SU SP	Duty Cycle (%):	-
Modulation Coding Scheme:	MCS2x2	DCCF (dB):	-
Antenna Configuration:	MIMO SDM	Peak Antenna Gain (dBi):	-
Active Port(s):	A+B (Core 0 + Core 1)	Active Chain Id(s):	0+1

Test Frequency (MHz)	Unwanted Emissions Within the RLAN Band Margin (dB)			
	A	B	C	D
5955	16.51	16.58	-	-
6175	15.90	15.61	-	-
6415	14.01	13.22	-	-
6535	15.69	15.99	-	-
6695	15.95	14.69	-	-
6855	15.73	14.68	-	-

Table 325 - Unwanted Emissions Within the Band Results

Test Configuration			
Frequency Range:	5.925-6.425 GHz 6.525-6.875 GHz	Band:	U-NII-5 U-NII-7
Limit Clause(s):	15.407(b)(7)	Test Method(s):	KDB 987594 clause j

DUT Configuration			
Mode:	802.11ax HE40 SU SP	Duty Cycle (%):	-
Modulation Coding Scheme:	MCS2x2	DCCF (dB):	-
Antenna Configuration:	MIMO SDM	Peak Antenna Gain (dBi):	-
Active Port(s):	A+B (Core 0 + Core 1)	Active Chain Id(s):	0+1

Test Frequency (MHz)	Unwanted Emissions Within the RLAN Band Margin (dB)			
	A	B	C	D
5965	9.46	7.92	-	-
6165	6.06	6.70	-	-
6405	5.94	4.12	-	-
6565	5.66	3.51	-	-
6685	4.73	3.69	-	-
6845	6.04	4.93	-	-

Table 326 - Unwanted Emissions Within the Band Results

Test Configuration			
Frequency Range:	5.925-6.425 GHz 6.525-6.875 GHz	Band:	U-NII-5 U-NII-7
Limit Clause(s):	15.407(b)(7)	Test Method(s):	KDB 987594 clause j

DUT Configuration			
Mode:	802.11ax HE80 SU SP	Duty Cycle (%):	-
Modulation Coding Scheme:	MCS2x2	DCCF (dB):	-
Antenna Configuration:	MIMO SDM	Peak Antenna Gain (dBi):	-
Active Port(s):	A+B (Core 0 + Core 1)	Active Chain Id(s):	0+1

Test Frequency (MHz)	Unwanted Emissions Within the RLAN Band Margin (dB)			
	A	B	C	D
5985	9.87	9.64	-	-
6145	5.97	5.47	-	-
6385	5.36	4.34	-	-
6625	3.65	2.55	-	-
6705	4.90	3.87	-	-
6785	5.15	3.73	-	-

Table 327 - Unwanted Emissions Within the Band Results

Test Configuration			
Frequency Range:	5.925-6.425 GHz 6.525-6.875 GHz	Band:	U-NII-5 U-NII-7
Limit Clause(s):	15.407(b)(7)	Test Method(s):	KDB 987594 clause j

DUT Configuration			
Mode:	802.11ax HE160 SU SP	Duty Cycle (%):	-
Modulation Coding Scheme:	MCS2x2	DCCF (dB):	-
Antenna Configuration:	MIMO SDM	Peak Antenna Gain (dBi):	-
Active Port(s):	A+B (Core 0 + Core 1)	Active Chain Id(s):	0+1

Test Frequency (MHz)	Unwanted Emissions Within the RLAN Band Margin (dB)			
	A	B	C	D
6025	7.21	7.85	-	-
6185	6.76	5.32	-	-
6345	5.42	5.23	-	-
6665	7.99	6.83	-	-

Table 328 - Unwanted Emissions Within the Band Results

Test Configuration			
Frequency Range:	5.925-6.425 GHz 6.525-6.875 GHz	Band:	U-NII-5 U-NII-7
Limit Clause(s):	15.407(b)(7)	Test Method(s):	KDB 987594 clause j

DUT Configuration			
Mode:	802.11ax HE20 RU26 SP	Duty Cycle (%):	-
Modulation Coding Scheme:	MCS2x2	DCCF (dB):	-
Antenna Configuration:	MIMO SDM	Peak Antenna Gain (dBi):	-
Active Port(s):	A+B (Core 0 + Core 1)	Active Chain Id(s):	0+1

Test Frequency (MHz)	Unwanted Emissions Within the RLAN Band Margin (dB)			
	A	B	C	D
5955 (RU26.0)	18.09	17.10	-	-
6175 (RU26.0)	18.29	17.80	-	-
6415 (RU26.8)	16.87	15.36	-	-
6535 (RU26.0)	17.78	17.90	-	-
6695 (RU26.0)	17.60	18.39	-	-
6855 (RU26.8)	18.04	15.90	-	-

Table 329 - Unwanted Emissions Within the Band Results

Test Configuration			
Frequency Range:	5.925-6.425 GHz 6.525-6.875 GHz	Band:	U-NII-5 U-NII-7
Limit Clause(s):	15.407(b)(7)	Test Method(s):	KDB 987594 clause j

DUT Configuration			
Mode:	802.11ax HE20 RU52 SP	Duty Cycle (%):	-
Modulation Coding Scheme:	MCS2x2	DCCF (dB):	-
Antenna Configuration:	MIMO SDM	Peak Antenna Gain (dBi):	-
Active Port(s):	A+B (Core 0 + Core 1)	Active Chain Id(s):	0+1

Test Frequency (MHz)	Unwanted Emissions Within the RLAN Band Margin (dB)			
	A	B	C	D
5955 (RU52.37)	17.90	19.13	-	-
6175 (RU52.37)	18.15	18.65	-	-
6415 (RU52.40)	17.78	15.24	-	-
6535 (RU52.37)	18.18	18.86	-	-
6695 (RU52.37)	17.56	18.59	-	-
6855 (RU52.40)	17.55	17.12	-	-

Table 330 - Unwanted Emissions Within the Band Results

Test Configuration			
Frequency Range:	5.925-6.425 GHz 6.525-6.875 GHz	Band:	U-NII-5 U-NII-7
Limit Clause(s):	15.407(b)(7)	Test Method(s):	KDB 987594 clause j

DUT Configuration			
Mode:	802.11ax HE20 RU106 SP	Duty Cycle (%):	-
Modulation Coding Scheme:	MCS2x2	DCCF (dB):	-
Antenna Configuration:	MIMO SDM	Peak Antenna Gain (dBi):	-
Active Port(s):	A+B (Core 0 + Core 1)	Active Chain Id(s):	0+1

Test Frequency (MHz)	Unwanted Emissions Within the RLAN Band Margin (dB)			
	A	B	C	D
5955 (RU106.53)	18.15	18.06	-	-
6175 (RU106.53)	18.09	18.37	-	-
6415 (RU106.54)	17.71	18.52	-	-
6535 (RU106.53)	17.78	18.47	-	-
6695 (RU106.53)	18.20	17.81	-	-
6855 (RU106.54)	17.58	18.44	-	-

Table 331 - Unwanted Emissions Within the Band Results

Protocol	Unwanted Emissions Within the RLAN Band	
	Margin (dB)	Frequency (MHz)
802.11ax HE20 SU VLP	15.60	6398.000
802.11ax HE40 SU VLP	9.87	6631.633
802.11ax HE80 SU VLP	8.67	5935.500
802.11ax HE160 SU VLP	8.29	5953.500

Table 332 - Unwanted Emissions Within the RLAN Band Summary Results

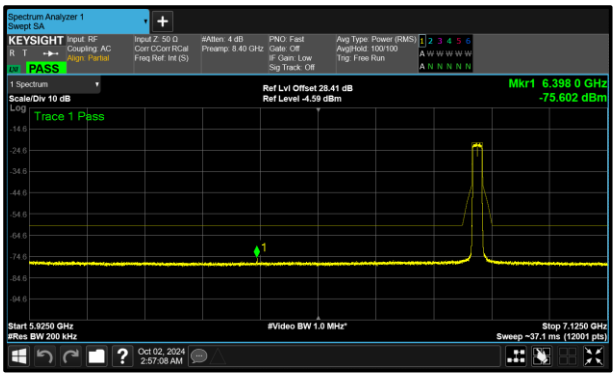

Figure 249 - B (Core 1) 802.11ax HE20 SU VLP 6855 MHz (CH181)

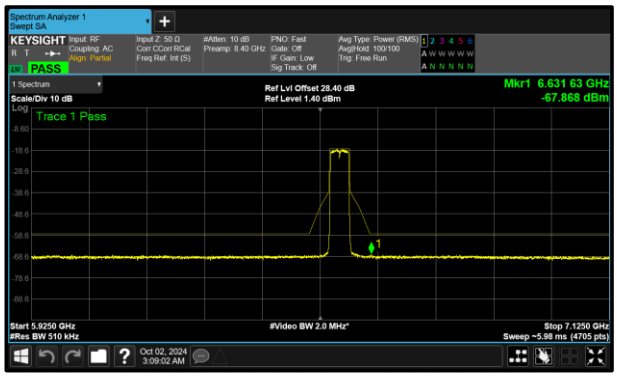

Figure 250 - B (Core 1) 802.11ax HE40 SU VLP 6565 MHz (CH123)

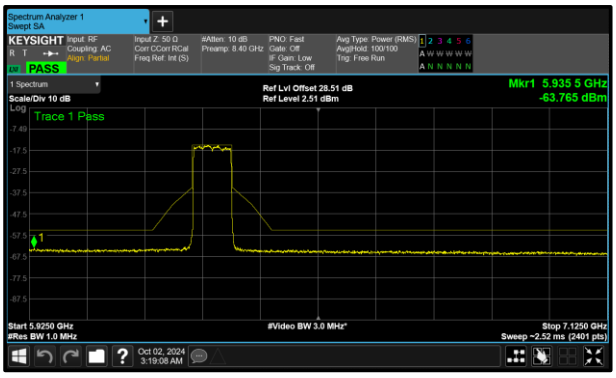

Figure 251 - A (Core 0) 802.11ax HE80 SU VLP 6305 MHz (CH71)

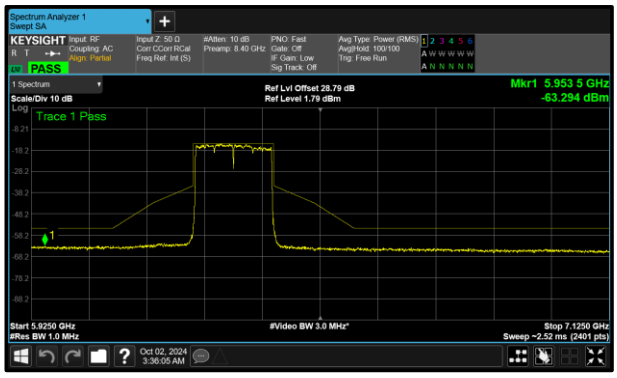

Figure 252 - A (Core 0) 802.11ax HE160 SU VLP 6345 MHz (CH79)

Test Configuration			
Frequency Range:	5.925-6.425 GHz 6.525-6.875 GHz	Band:	U-NII-5 U-NII-7
Limit Clause(s):	15.407(b)(7)	Test Method(s):	KDB 987594 clause j

DUT Configuration			
Mode:	802.11ax HE20 SU VLP	Duty Cycle (%):	-
Modulation Coding Scheme:	MCS2x2	DCCF (dB):	-
Antenna Configuration:	MIMO SDM	Peak Antenna Gain (dBi):	-
Active Port(s):	A+B (Core 0 + Core 1)	Active Chain Id(s):	0+1

Test Frequency (MHz)	Unwanted Emissions Within the RLAN Band Margin (dB)			
	A	B	C	D
6115	16.93	16.84	-	-
6275	16.25	16.55	-	-
6415	16.03	16.58	-	-
6535	16.05	16.16	-	-
6695	16.31	15.96	-	-
6855	16.46	15.60	-	-

Table 333 - Unwanted Emissions Within the Band Results

Test Configuration			
Frequency Range:	5.925-6.425 GHz 6.525-6.875 GHz	Band:	U-NII-5 U-NII-7
Limit Clause(s):	15.407(b)(7)	Test Method(s):	KDB 987594 clause j

DUT Configuration			
Mode:	802.11ax HE40 SU VLP	Duty Cycle (%):	-
Modulation Coding Scheme:	MCS2x2	DCCF (dB):	-
Antenna Configuration:	MIMO SDM	Peak Antenna Gain (dBi):	-
Active Port(s):	A+B (Core 0 + Core 1)	Active Chain Id(s):	0+1

Test Frequency (MHz)	Unwanted Emissions Within the RLAN Band Margin (dB)			
	A	B	C	D
6125	10.47	11.15	-	-
6285	10.98	11.64	-	-
6405	10.83	10.42	-	-
6565	10.64	9.87	-	-
6685	10.78	9.87	-	-
6805	11.45	11.12	-	-

Table 334 - Unwanted Emissions Within the Band Results

Test Configuration			
Frequency Range:	5.925-6.425 GHz 6.525-6.875 GHz	Band:	U-NII-5 U-NII-7
Limit Clause(s):	15.407(b)(7)	Test Method(s):	KDB 987594 clause j

DUT Configuration			
Mode:	802.11ax HE80 SU VLP	Duty Cycle (%):	-
Modulation Coding Scheme:	MCS2x2	DCCF (dB):	-
Antenna Configuration:	MIMO SDM	Peak Antenna Gain (dBi):	-
Active Port(s):	A+B (Core 0 + Core 1)	Active Chain Id(s):	0+1

Test Frequency (MHz)	Unwanted Emissions Within the RLAN Band Margin (dB)			
	A	B	C	D
6145	9.17	10.55	-	-
6305	8.67	9.56	-	-
6385	8.86	9.71	-	-
6625	8.98	9.38	-	-
6705	9.09	9.62	-	-
6785	8.83	9.62	-	-

Table 335 - Unwanted Emissions Within the Band Results

Test Configuration			
Frequency Range:	5.925-6.425 GHz 6.525-6.875 GHz	Band:	U-NII-5 U-NII-7
Limit Clause(s):	15.407(b)(7)	Test Method(s):	KDB 987594 clause j

DUT Configuration			
Mode:	802.11ax HE160 SU VLP	Duty Cycle (%):	-
Modulation Coding Scheme:	MCS2x2	DCCF (dB):	-
Antenna Configuration:	MIMO SDM	Peak Antenna Gain (dBi):	-
Active Port(s):	A+B (Core 0 + Core 1)	Active Chain Id(s):	0+1

Test Frequency (MHz)	Unwanted Emissions Within the RLAN Band Margin (dB)			
	A	B	C	D
6185	8.80	9.79	-	-
6345	8.29	9.12	-	-
6665	8.70	9.42	-	-

Table 336 - Unwanted Emissions Within the Band Results