TUV SUD Limited
Digitally signed by TUV SUD Limited
Date: 2024.10.15 10:59:31 +01'00'

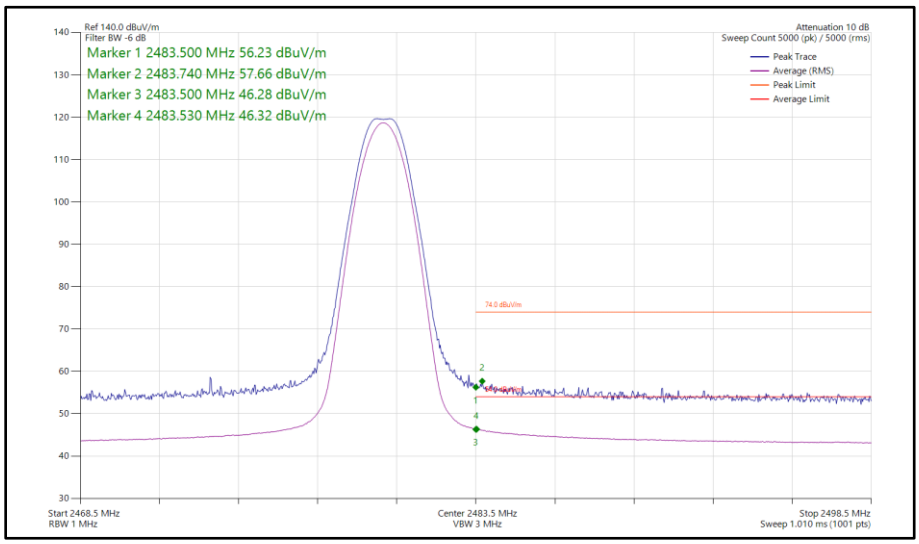

Figure 68 - Bluetooth LE1M, MIMO, Core 0 - Core 1 - 2480 MHz Band Edge Frequency 2483.5 MHz

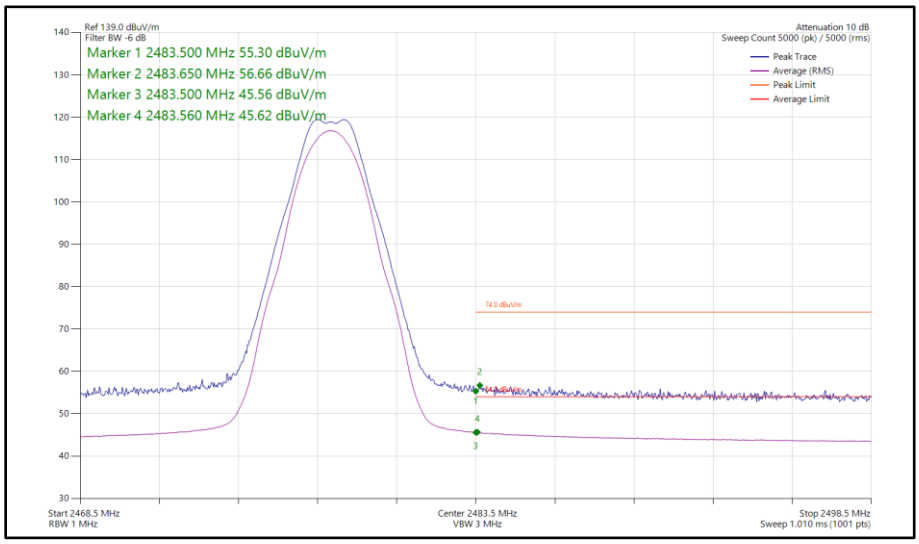

Figure 69 - Bluetooth LE2M, MIMO, Core 0 - Core 1 - 2478 MHz Band Edge Frequency 2483.5 MHz

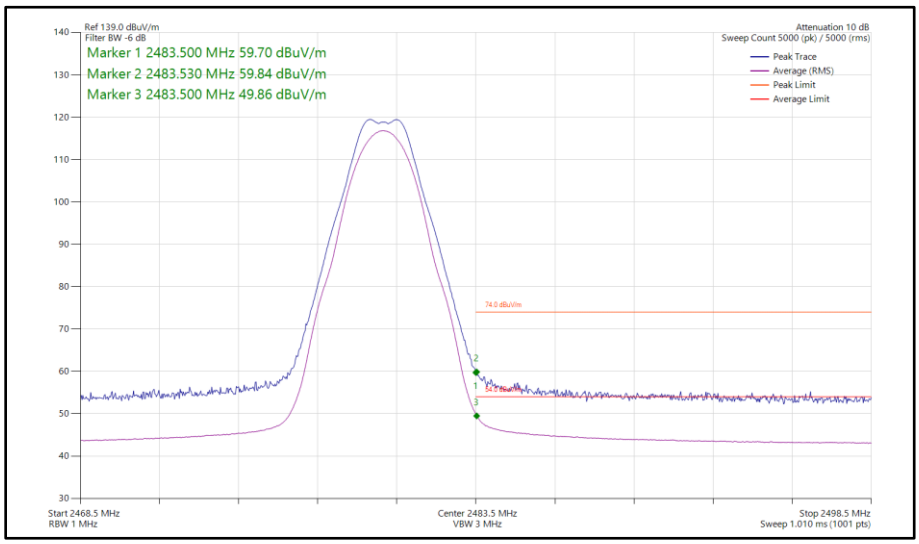

Figure 70 - Bluetooth LE2M, MIMO, Core 0 - Core 1 - 2480 MHz Band Edge Frequency 2483.5 MHz

FCC 47 CFR Part 15, Limit Clause 15.209

Frequency (MHz)	Field Strength (µV/m at 3 m)
30 to 88	100
88 to 216	150
216 to 960	200
Above 960	500

Table 14

2.1.7 Test Location and Test Equipment Used

This test was carried out in RF Chamber 14 and RF Chamber 17.

Instrument	Manufacturer	Type No.	TE No.	Calibration Period (months)	Calibration Expiry Date
Emissions Software	TUV SUD	EmX V3.4.2 V.	5125	-	Software
Test Receiver	Rohde & Schwarz	ESW44	5914	12	24-May-2025
1500W (300V 12A) AC Power Supply	iTech	IT7324	5956	-	O/P Mon
5m Semi-Anechoic Chamber (Dual-Axis)	Albatross Projects	RF Chamber 14	5958	36	26-Apr-2025
Compact Antenna Mast	Maturo Gmbh	CAM4.0-P	5959	-	TU
Mast & Turntable Controller	Maturo Gmbh	FCU3.0	5960	-	TU
Tilt Antenna Mast	Maturo Gmbh	BAM4.5-P	5961	-	TU
Turntable	Maturo Gmbh	TT1.5SI	5962	-	TU
Cable (SMA to SMA 1m)	Junkosha	MWX221-01000AMSAMS/A	6007	12	20-May-2025
Horn Antenna (1-10 GHz)	Schwarzbeck	BBHA9120B	6141	12	05-May-2025
Horn Antenna (1-10 GHz)	Schwarzbeck	BBHA9120B	6142	12	05-May-2025
Digital Multimeter	Fluke	115	6145	12	06-Jun-2025
Digital Multimeter	Fluke	115	6146	12	06-Jun-2025
Humidity & Temperature meter	R.S Components	1364	6148	12	29-Jul-2025
Humidity & Temperature meter	R.S Components	1364	6149	12	12-Aug-2025
SAC Switch Unit	TUV SUD	TUV_SSU_001	6190	12	22-Dec-2024
EMI Test Receiver	Rohde & Schwarz	ESW44	6294	12	06-Jan-2025
AC Power Supply	iTech	IT7324	6657	-	O/P Mon
3m Semi-Anechoic Chamber	Albatross Projects	RF Chamber 17	6658	36	28-Jan-2026
Mast and Turntable Controller	Maturo Gmbh	FCU3.0	6659	-	TU
Tilt Antenna Mast	Maturo Gmbh	BAM4.5-P	6660	-	TU
Turntable	Maturo Gmbh	TT1.5SI	6661	-	TU
1m Cable	Junkosha	MWX241-01000AMSAMS/B	6741	12	01-Feb-2025
8m Cable	Junkosha	MWX221-08000AMSAMS/B	6748	12	01-Feb-2025
8M SMA Cable	Junkosha	MWX221-08000AMSAMS/B	6834	12	14-Aug-2025

Table 15

TU - Traceability Unscheduled
O/P Mon - Output Monitored using calibrated equipment

2.2 Emission Bandwidth

2.2.1 Specification Reference

FCC 47 CFR Part 15C, Clause 15.247 (a)(2)

2.2.2 Equipment Under Test and Modification State

A3401, S/N: HHJTCJ96L9 - Modification State 0

2.2.3 Date of Test

30-September-2024 to 08-October-2024

2.2.4 Test Method

This test was performed in accordance with ANSI C63.10, clause 11.8.1 for 6 dB BW and 6.9.3 for 99% occupied bandwidth measurements.

2.2.5 Environmental Conditions

Ambient Temperature	22.1 - 22.4 °C
Relative Humidity	56.8 - 58.6 %

2.2.6 Test Results

2.4 GHz Bluetooth LE/HDR

Test Configuration			
Frequency Range:	2400-2483.5 MHz	Band:	2.4 GHz
Limit Clause(s):	15.247 (a)(2)	Test Method(s):	C63.10 6.9.3 C63.10 11.8.1
Additional Reference(s):	-		

DUT Configuration			
Mode:	iPA π/4 DQPSK (4-DH5)	Duty Cycle (%):	-
Antenna Configuration:	SISO	DCCF (dB):	-
Active Port(s):	B (Core 1)	Peak Antenna Gain (dBi):	-

Test Frequency (MHz)	6 dB Bandwidth (MHz)				Limit (kHz)
	A	B	C	D	
2404	-	1.864	-	-	≥500.0
2441	-	1.904	-	-	≥500.0
2476	-	1.904	-	-	≥500.0

Table 16 - 6 dB Bandwidth Results

Test Frequency (MHz)	99% Bandwidth (MHz)				Limit (kHz)
	A	B	C	D	
2404	-	2.328	-	-	-
2441	-	2.328	-	-	-
2476	-	2.336	-	-	-

Table 17 - 99% Bandwidth Results

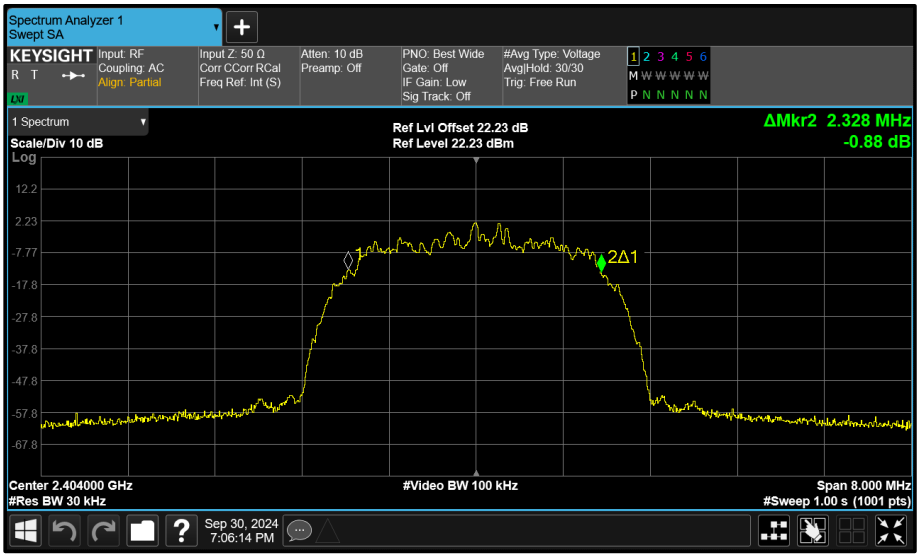

Figure 71 - Core 1 (B) 2404 MHz (CH2) 99% Bandwidth

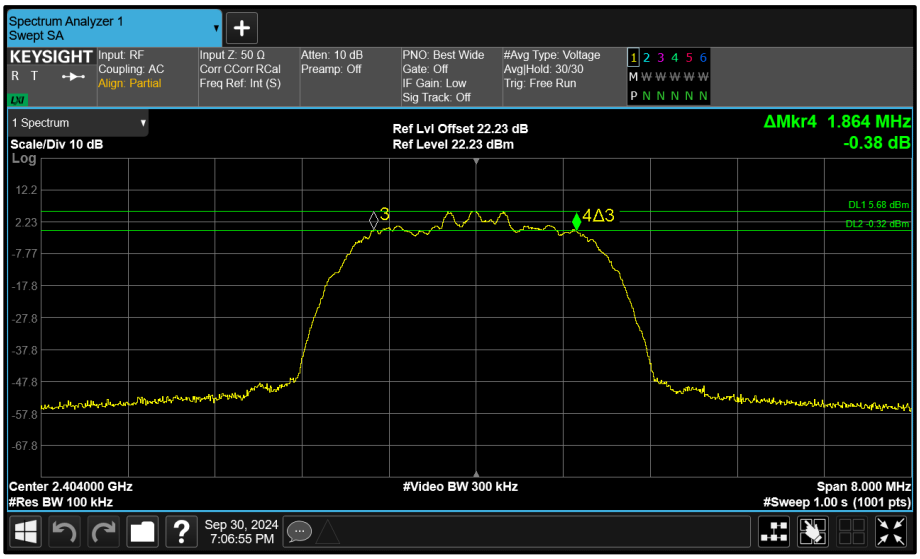

Figure 72 - Core 1 (B) 2404 MHz (CH2) 6 dB Bandwidth

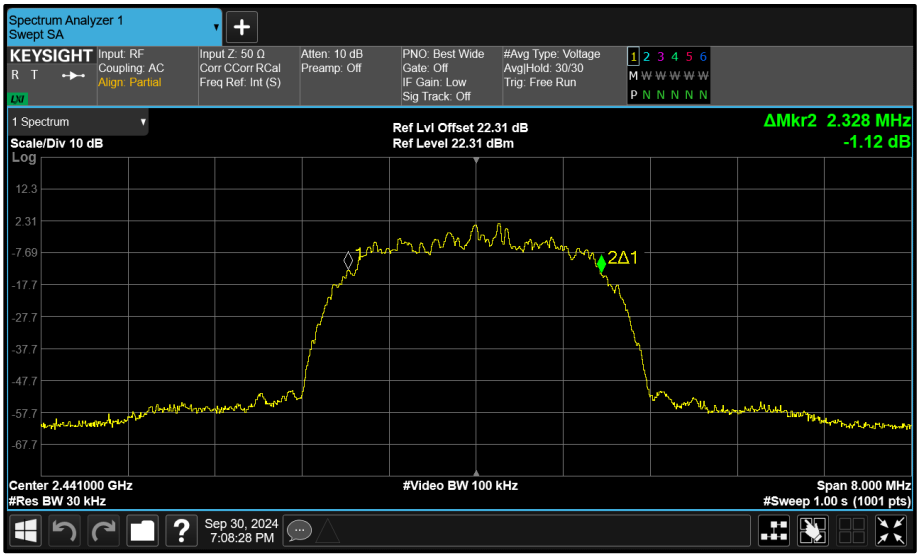

Figure 73 - Core 1 (B) 2441 MHz (CH39) 99% Bandwidth

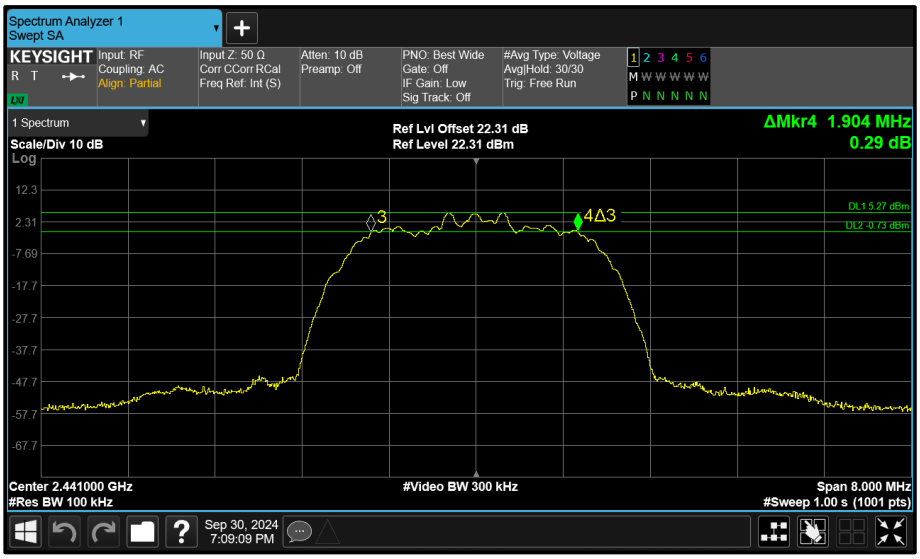

Figure 74 - Core 1 (B) 2441 MHz (CH39) 6 dB Bandwidth

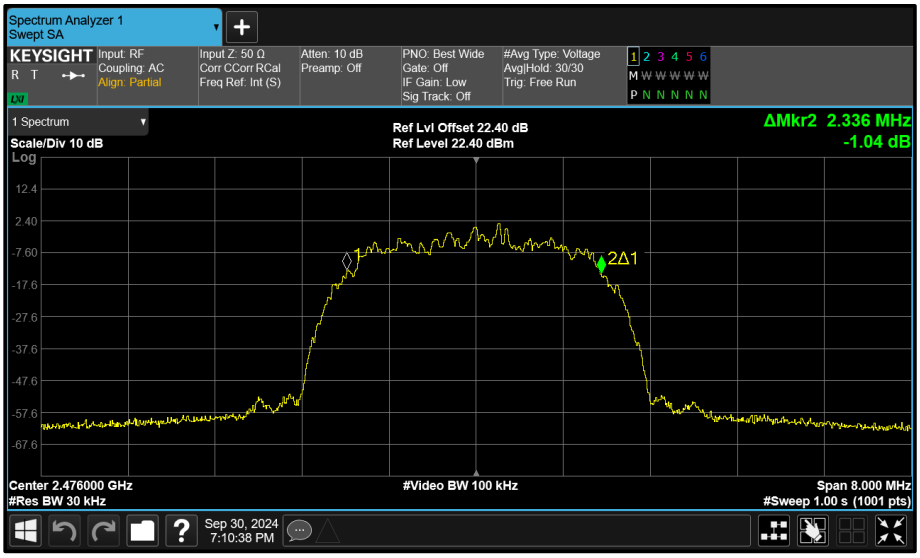

Figure 75 - Core 1 (B) 2476 MHz (CH74) 99% Bandwidth

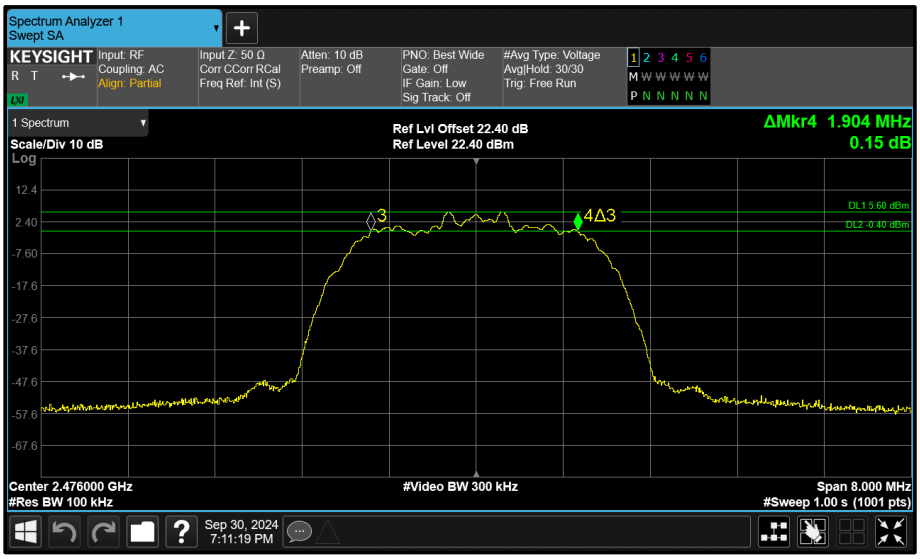

Figure 76 - Core 1 (B) 2476 MHz (CH74) 6 dB Bandwidth

Test Configuration			
Frequency Range:	2400-2483.5 MHz	Band:	2.4 GHz
Limit Clause(s):	15.247 (a)(2)	Test Method(s):	C63.10 6.9.3 C63.10 11.8.1
Additional Reference(s):	-		

DUT Configuration			
Mode:	iPA π/4 DQPSK (8-DH5)	Duty Cycle (%):	-
Antenna Configuration:	SISO	DCCF (dB):	-
Active Port(s):	B (Core 1)	Peak Antenna Gain (dBi):	-

Test Frequency (MHz)	6 dB Bandwidth (MHz)				Limit (kHz)
	A	B	C	D	
2404	-	0.660	-	-	≥500.0
2441	-	1.020	-	-	≥500.0
2476	-	1.020	-	-	≥500.0

Table 18 - 6 dB Bandwidth Results

Test Frequency (MHz)	99% Bandwidth (MHz)				Limit (kHz)
	A	B	C	D	
2404	-	4.620	-	-	-
2441	-	4.635	-	-	-
2476	-	4.635	-	-	-

Table 19 - 99% Bandwidth Results

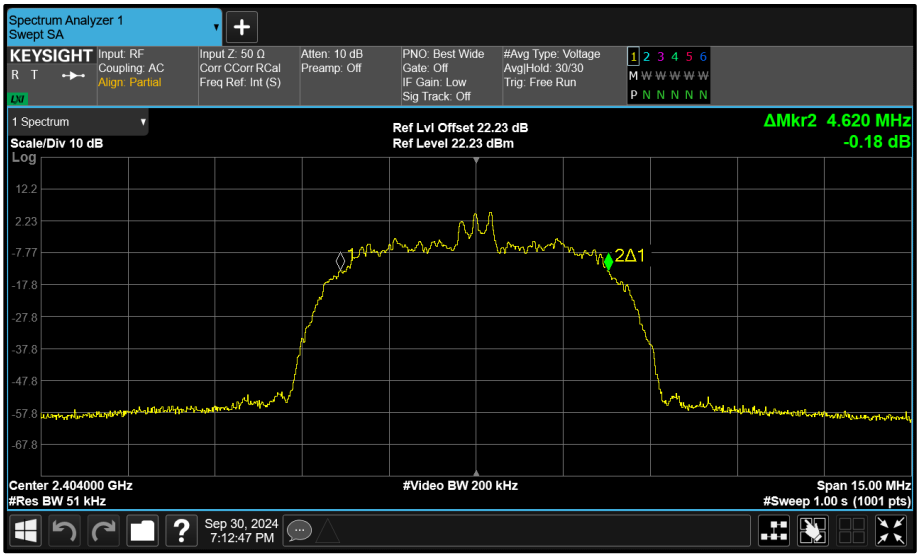

Figure 77 - Core 1 (B) 2404 MHz (CH2) 99% Bandwidth

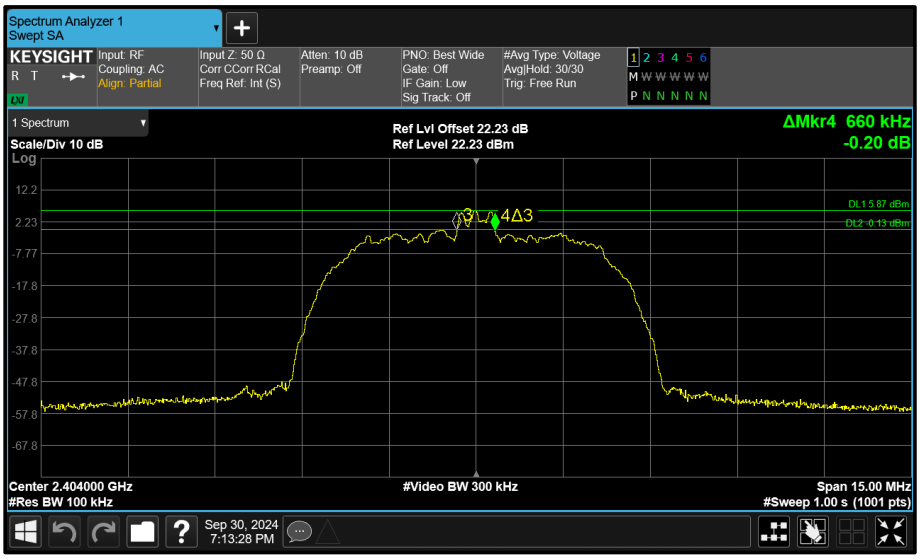

Figure 78 - Core 1 (B) 2404 MHz (CH2) 6 dB Bandwidth

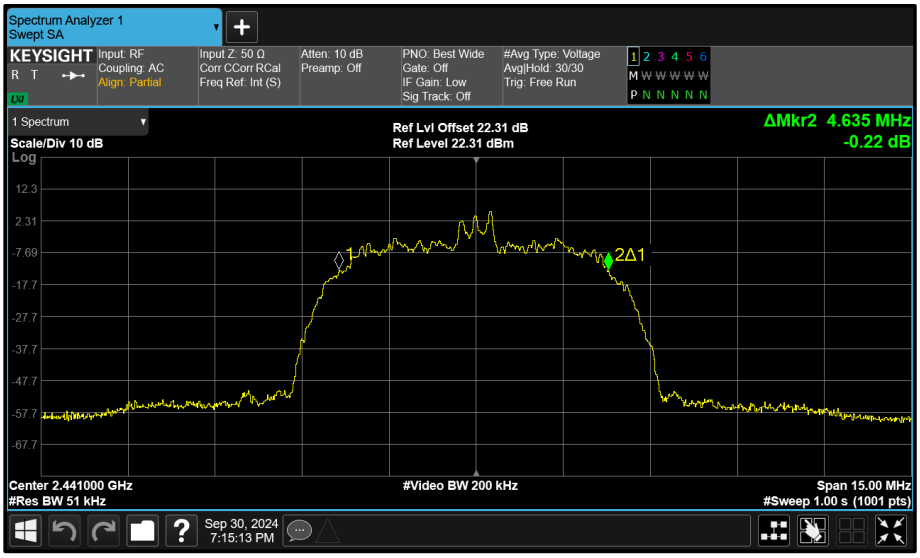

Figure 79 - Core 1 (B) 2441 MHz (CH39) 99% Bandwidth

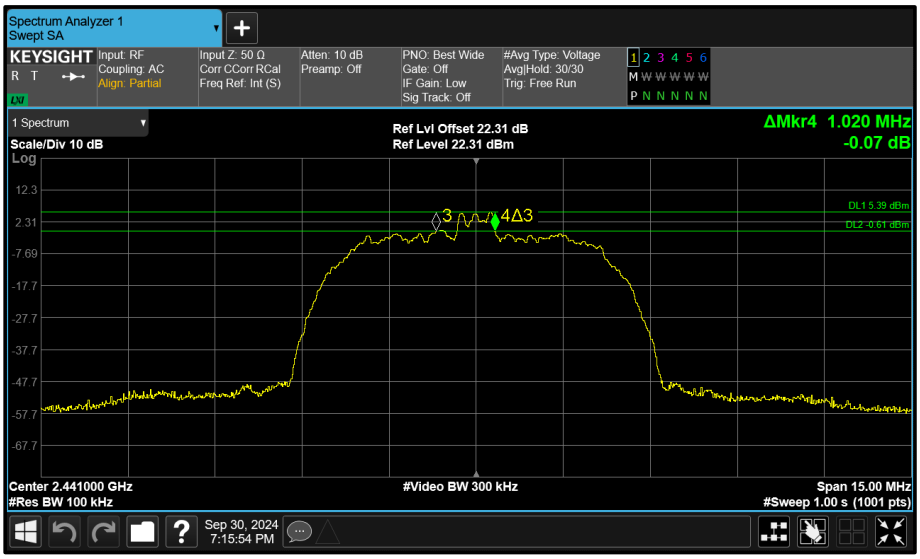

Figure 80 - Core 1 (B) 2441 MHz (CH39) 6 dB Bandwidth

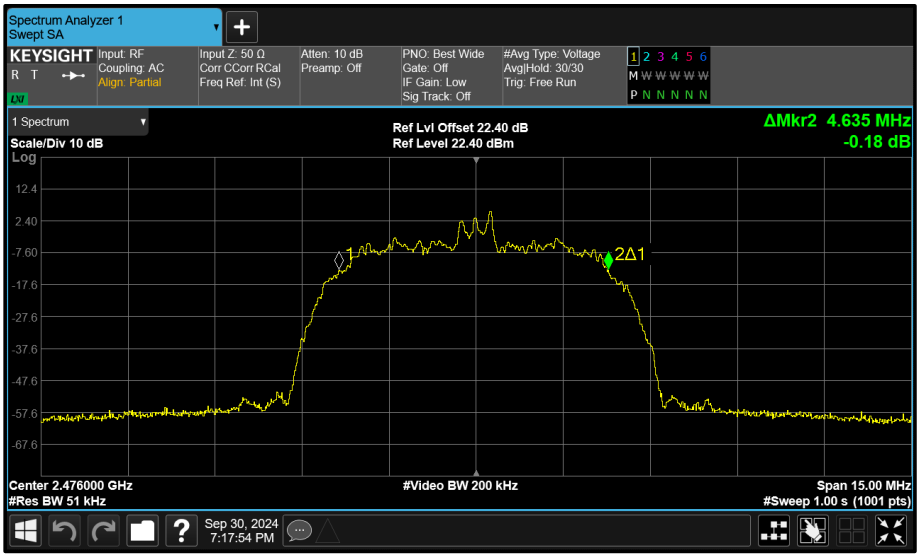

Figure 81 - Core 1 (B) 2476 MHz (CH74) 99% Bandwidth

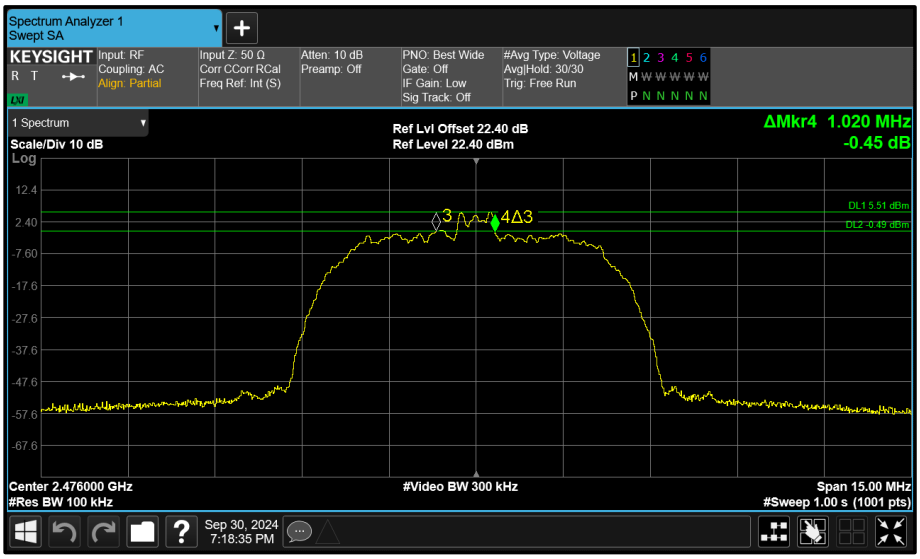

Figure 82 - Core 1 (B) 2476 MHz (CH74) 6 dB Bandwidth

Test Configuration			
Frequency Range:	2400-2483.5 MHz	Band:	2.4 GHz
Limit Clause(s):	15.247 (a)(2)	Test Method(s):	C63.10 6.9.3 C63.10 11.8.1
Additional Reference(s):	-		

DUT Configuration			
Mode:	iPA GFSK (LE 1M)	Duty Cycle (%):	-
Antenna Configuration:	SISO	DCCF (dB):	-
Active Port(s):	B (Core 1)	Peak Antenna Gain (dBi):	-

Test Frequency (MHz)	6 dB Bandwidth (MHz)				Limit (kHz)
	A	B	C	D	
2402	-	0.704	-	-	≥500.0
2440	-	0.680	-	-	≥500.0
2480	-	0.728	-	-	≥500.0

Table 20 - 6 dB Bandwidth Results

Test Frequency (MHz)	99% Bandwidth (MHz)				Limit (kHz)
	A	B	C	D	
2402	-	1.036	-	-	-
2440	-	1.040	-	-	-
2480	-	1.036	-	-	-

Table 21 - 99% Bandwidth Results

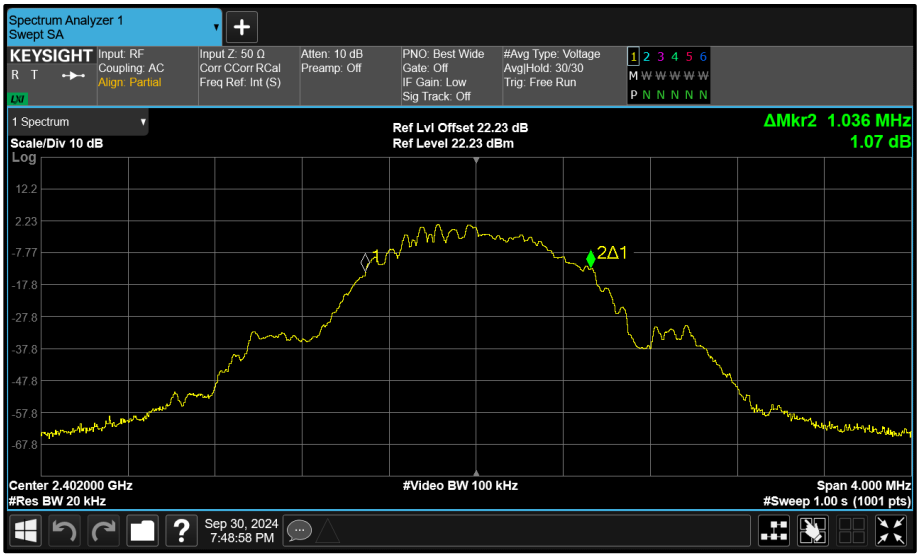

Figure 83 - Core 1 (B) 2402 MHz (CH37) 99% Bandwidth

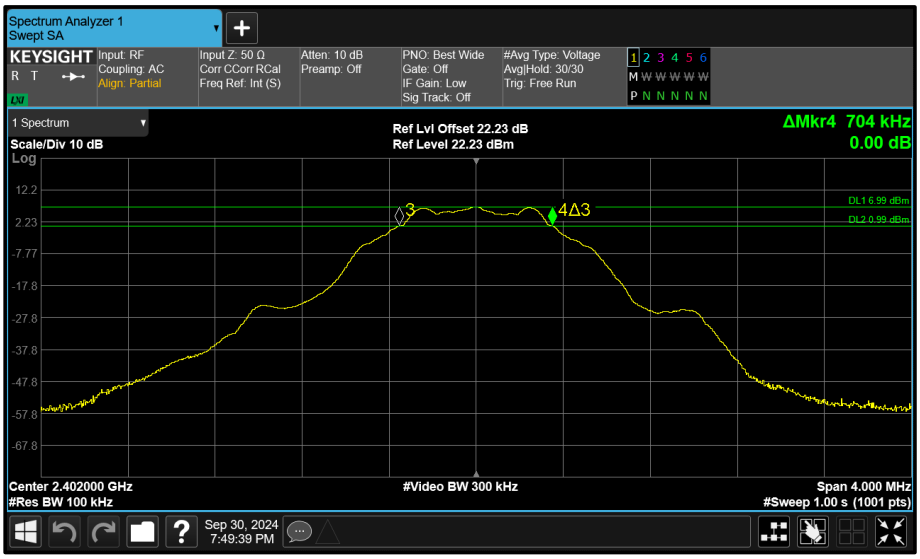

Figure 84 - Core 1 (B) 2402 MHz (CH37) 6 dB Bandwidth

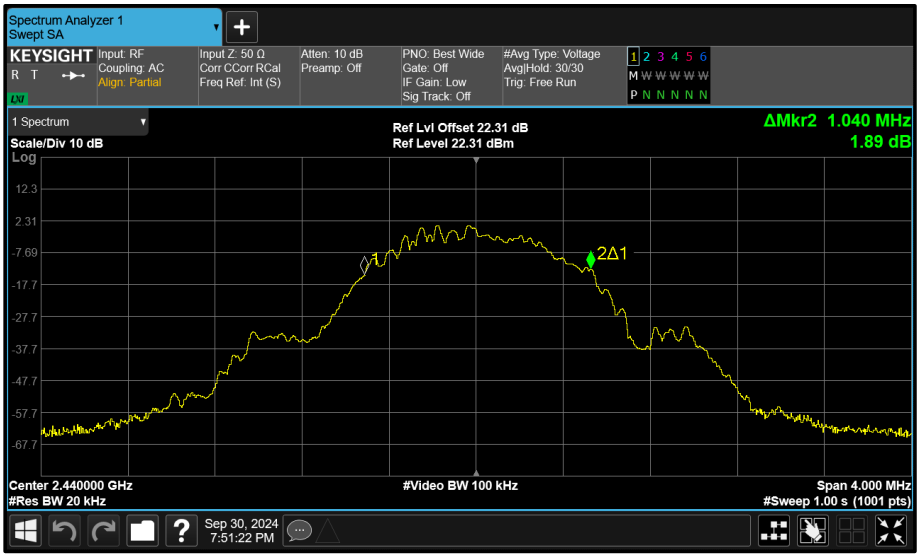

Figure 85 - Core 1 (B) 2440 MHz (CH17) 99% Bandwidth

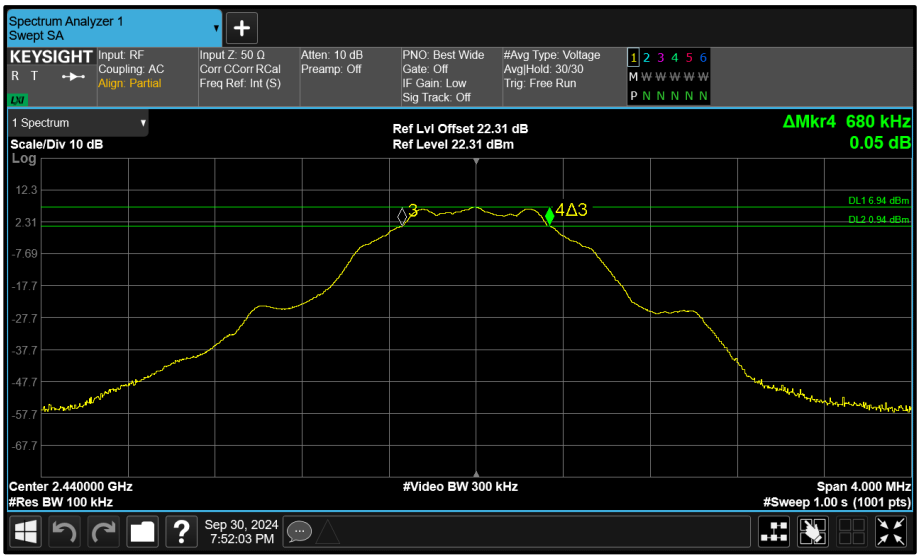

Figure 86 - Core 1 (B) 2440 MHz (CH17) 6 dB Bandwidth

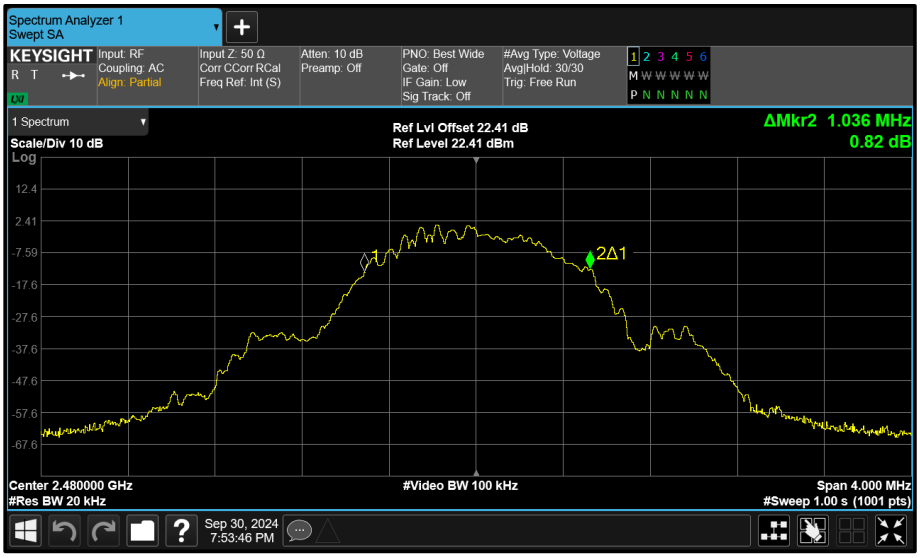

Figure 87 - Core 1 (B) 2480 MHz (CH39) 99% Bandwidth

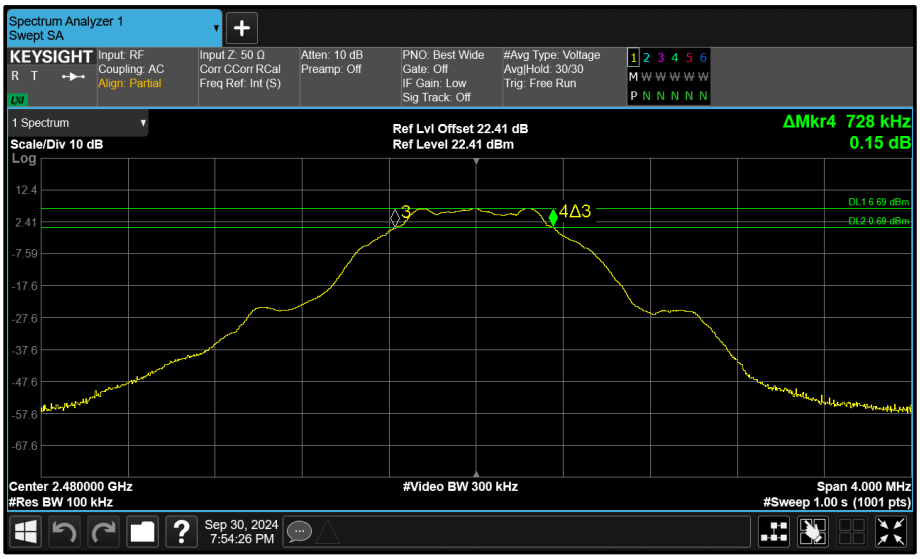

Figure 88 - Core 1 (B) 2480 MHz (CH39) 6 dB Bandwidth

Test Configuration			
Frequency Range:	2400-2483.5 MHz	Band:	2.4 GHz
Limit Clause(s):	15.247 (a)(2)	Test Method(s):	C63.10 6.9.3 C63.10 11.8.1
Additional Reference(s):	-		

DUT Configuration			
Mode:	iPA GFSK (LE 2M)	Duty Cycle (%):	-
Antenna Configuration:	SISO	DCCF (dB):	-
Active Port(s):	B (Core 1)	Peak Antenna Gain (dBi):	-

Test Frequency (MHz)	6 dB Bandwidth (MHz)				Limit (kHz)
	A	B	C	D	
2402	-	1.264	-	-	≥500.0
2440	-	1.176	-	-	≥500.0
2480	-	1.272	-	-	≥500.0

Table 22 - 6 dB Bandwidth Results

Test Frequency (MHz)	99% Bandwidth (MHz)				Limit (kHz)
	A	B	C	D	
2402	-	2.088	-	-	-
2440	-	2.088	-	-	-
2480	-	2.088	-	-	-

Table 23 - 99% Bandwidth Results

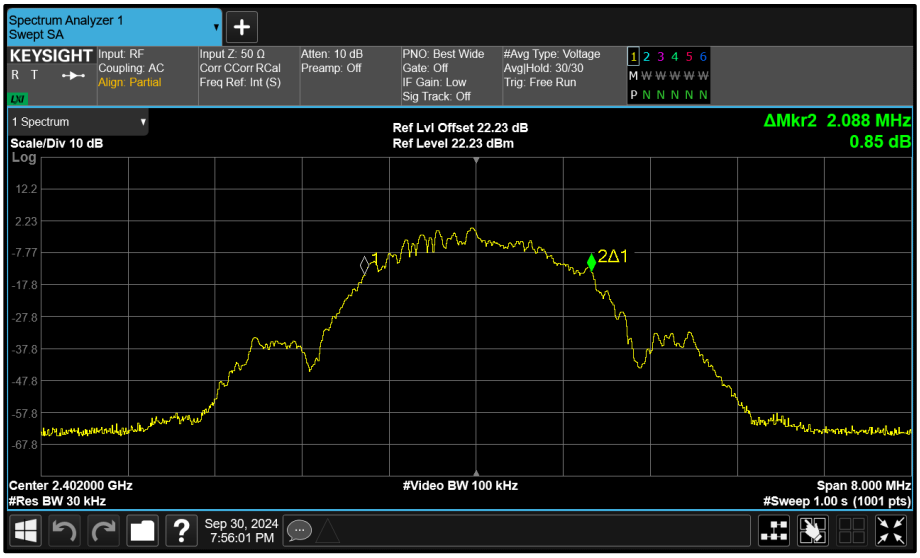

Figure 89 - Core 1 (B) 2402 MHz (CH37) 99% Bandwidth

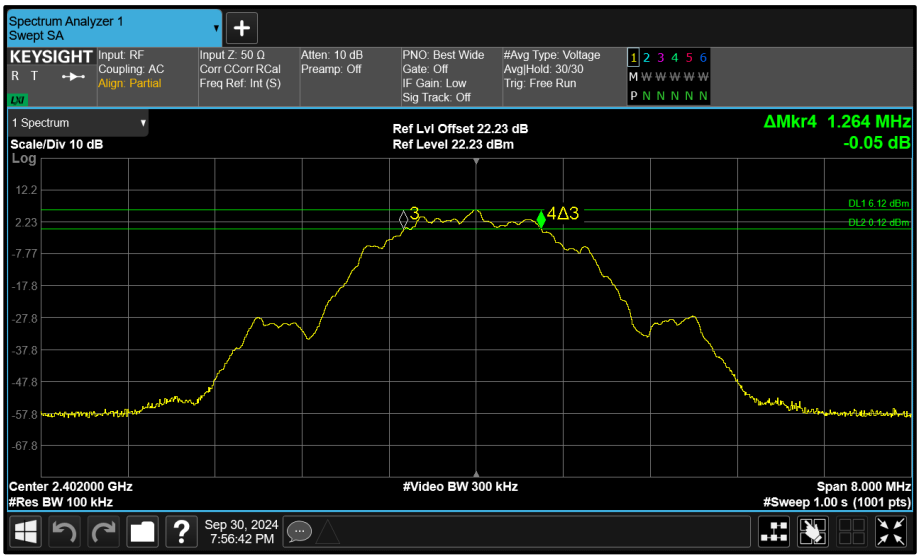

Figure 90 - Core 1 (B) 2402 MHz (CH37) 6 dB Bandwidth

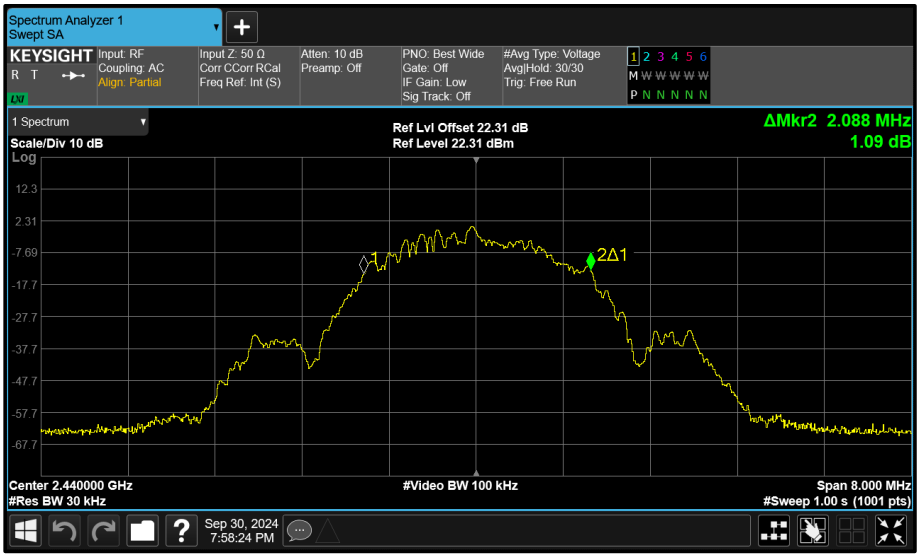

Figure 91 - Core 1 (B) 2440 MHz (CH17) 99% Bandwidth

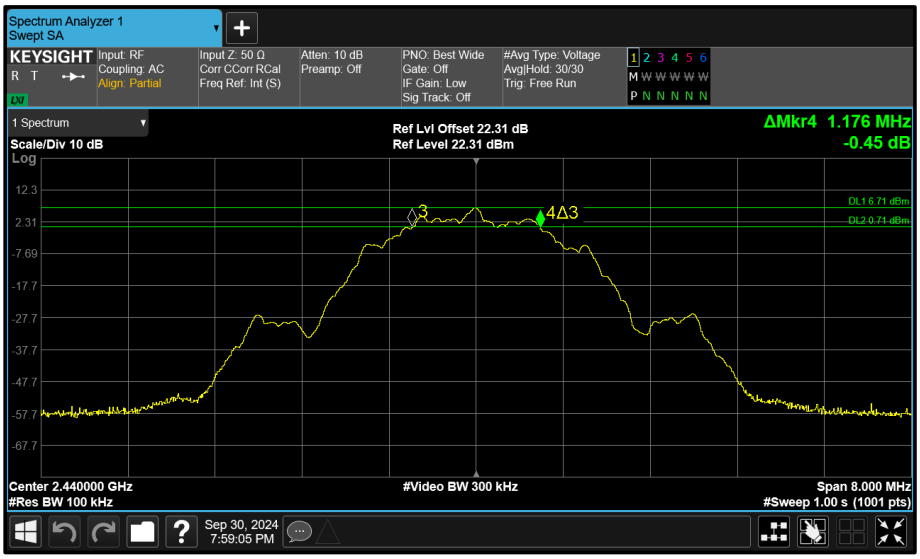

Figure 92 - Core 1 (B) 2440 MHz (CH17) 6 dB Bandwidth

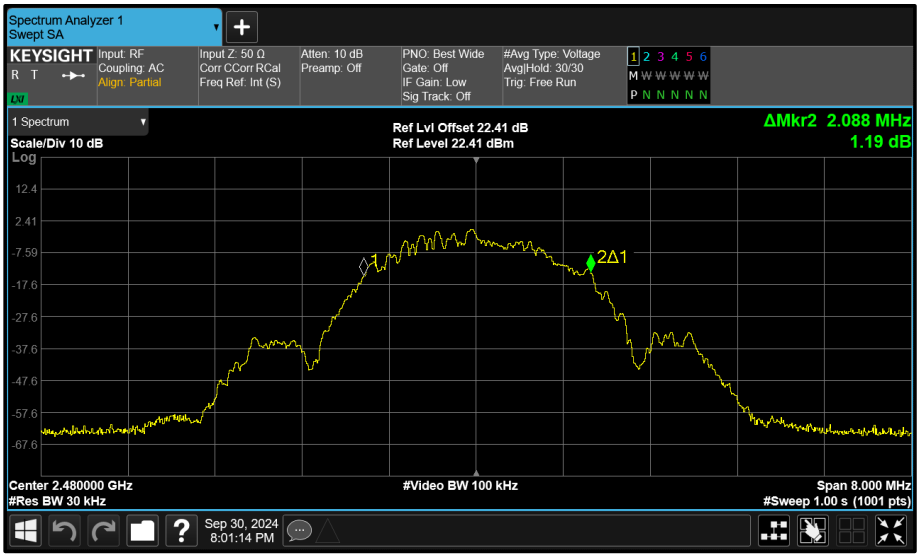

Figure 93 - Core 1 (B) 2480 MHz (CH39) 99% Bandwidth

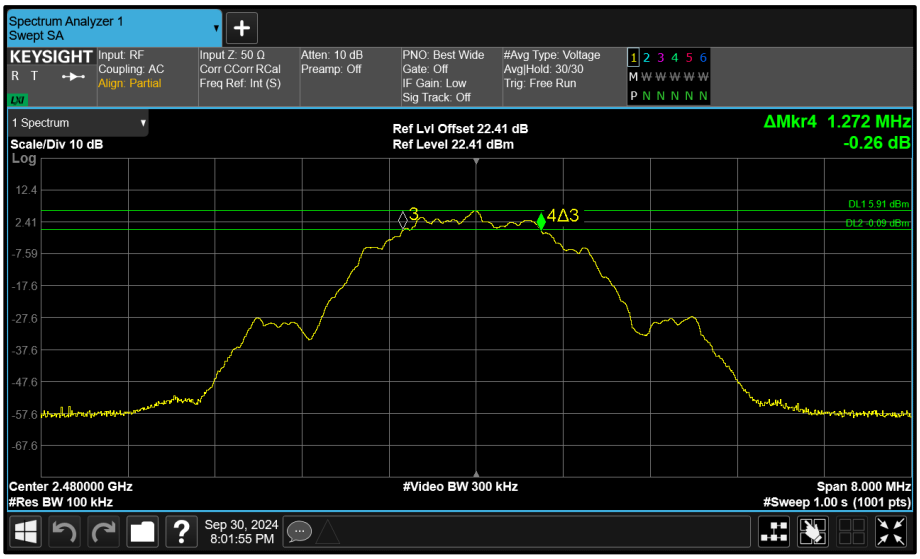

Figure 94 - Core 1 (B) 2480 MHz (CH39) 6 dB Bandwidth

Test Configuration			
Frequency Range:	2400-2483.5 MHz	Band:	2.4 GHz
Limit Clause(s):	15.247 (a)(2)	Test Method(s):	C63.10 6.9.3 C63.10 11.8.1
Additional Reference(s):	-		

DUT Configuration			
Mode:	iPA π/4 DQPSK (4-DH5)	Duty Cycle (%):	-
Antenna Configuration:	SISO	DCCF (dB):	-
Active Port(s):	C (Core 2)	Peak Antenna Gain (dBi):	-

Test Frequency (MHz)	6 dB Bandwidth (MHz)				Limit (kHz)
	A	B	C	D	
2404	-	-	1.896	-	≥500.0
2441	-	-	1.896	-	≥500.0
2476	-	-	1.888	-	≥500.0

Table 24 - 6 dB Bandwidth Results

Test Frequency (MHz)	99% Bandwidth (MHz)				Limit (kHz)
	A	B	C	D	
2404	-	-	2.320	-	-
2441	-	-	2.328	-	-
2476	-	-	2.320	-	-

Table 25 - 99% Bandwidth Results

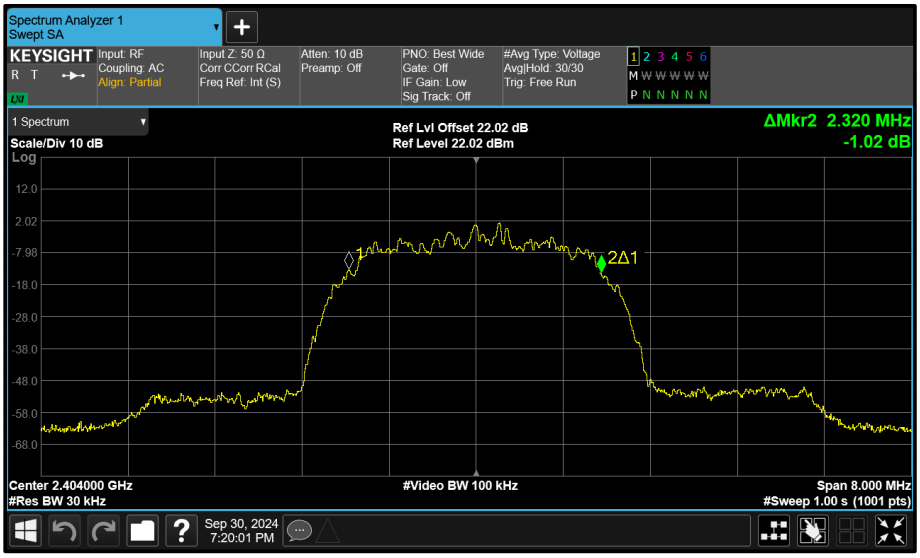

Figure 95 - Core 2 (C) 2404 MHz (CH2) 99% Bandwidth

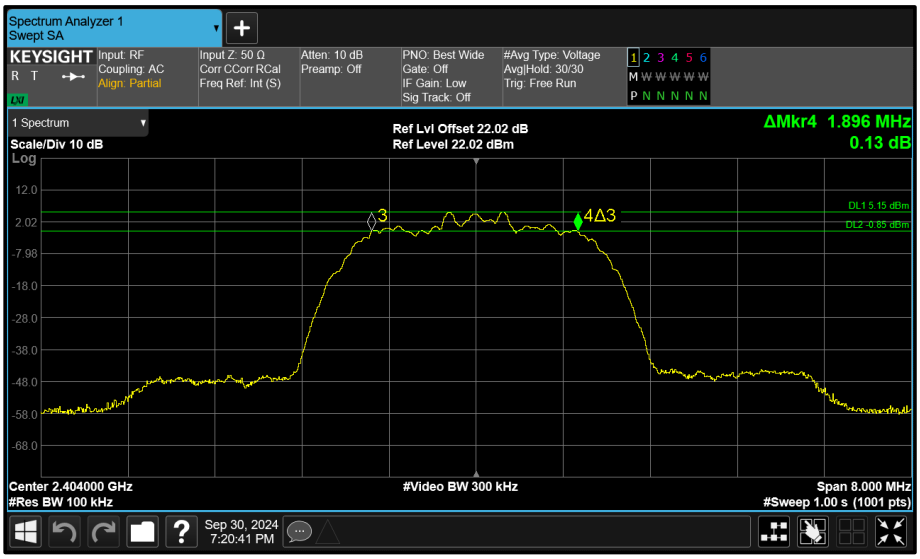

Figure 96 - Core 2 (C) 2404 MHz (CH2) 6 dB Bandwidth

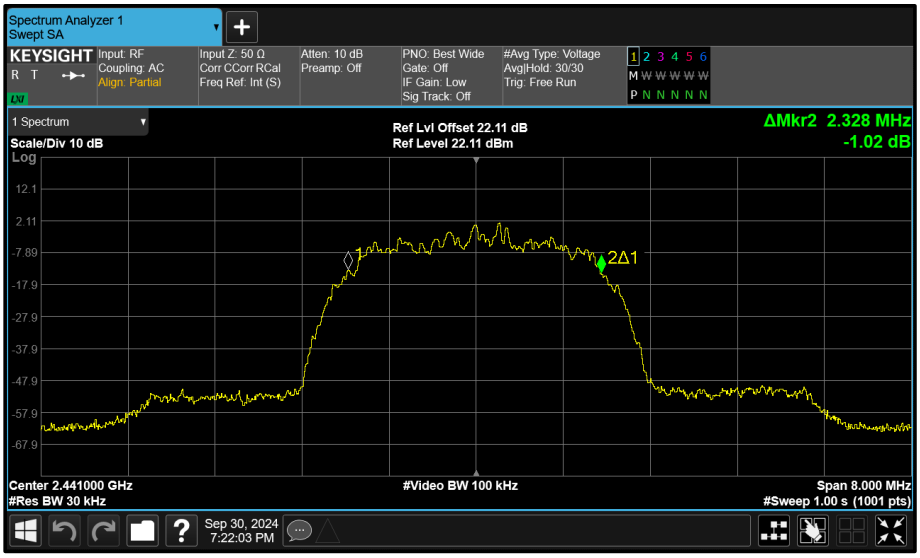

Figure 97 - Core 2 (C) 2441 MHz (CH39) 99% Bandwidth

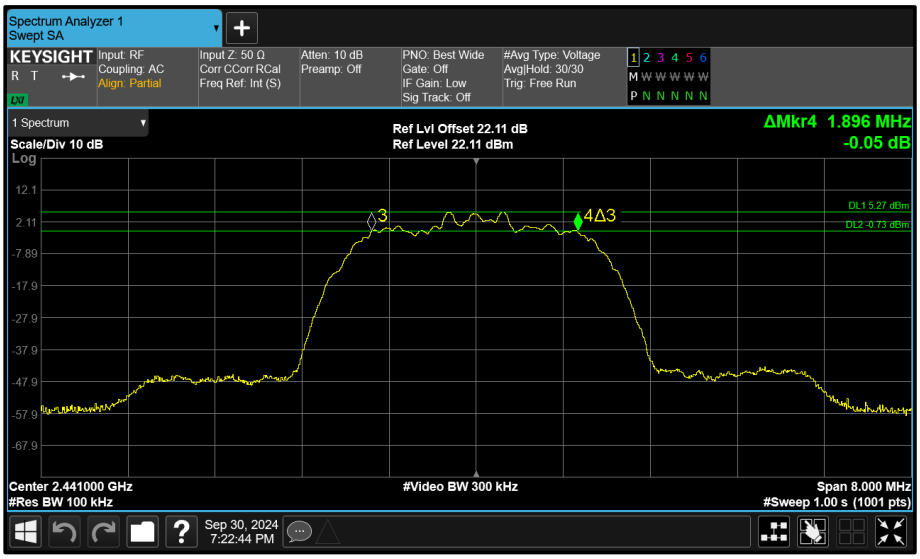

Figure 98 - Core 2 (C) 2441 MHz (CH39) 6 dB Bandwidth

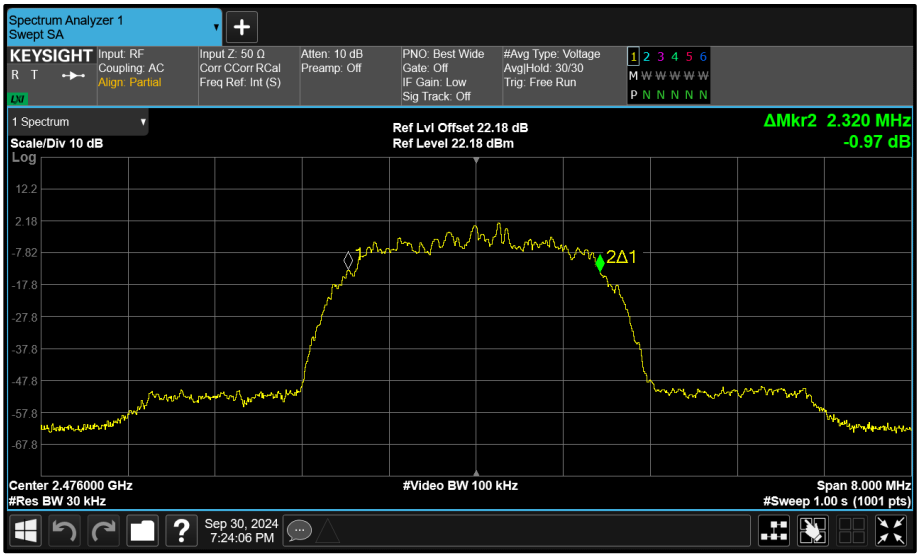

Figure 99 - Core 2 (C) 2476 MHz (CH74) 99% Bandwidth

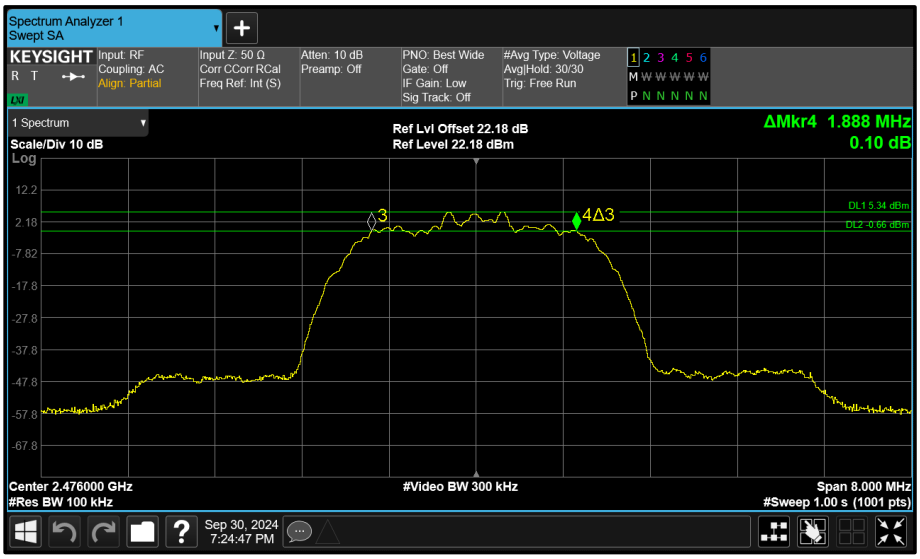

Figure 100 - Core 2 (C) 2476 MHz (CH74) 6 dB Bandwidth

Test Configuration			
Frequency Range:	2400-2483.5 MHz	Band:	2.4 GHz
Limit Clause(s):	15.247 (a)(2)	Test Method(s):	C63.10 6.9.3 C63.10 11.8.1
Additional Reference(s):	-		

DUT Configuration			
Mode:	iPA π/4 DQPSK (8-DH5)	Duty Cycle (%):	-
Antenna Configuration:	SISO	DCCF (dB):	-
Active Port(s):	C (Core 2)	Peak Antenna Gain (dBi):	-

Test Frequency (MHz)	6 dB Bandwidth (MHz)				Limit (kHz)
	A	B	C	D	
2404	-	-	1.020	-	≥500.0
2441	-	-	1.020	-	≥500.0
2476	-	-	1.020	-	≥500.0

Table 26 - 6 dB Bandwidth Results

Test Frequency (MHz)	99% Bandwidth (MHz)				Limit (kHz)
	A	B	C	D	
2404	-	-	4.650	-	-
2441	-	-	4.650	-	-
2476	-	-	4.650	-	-

Table 27 - 99% Bandwidth Results

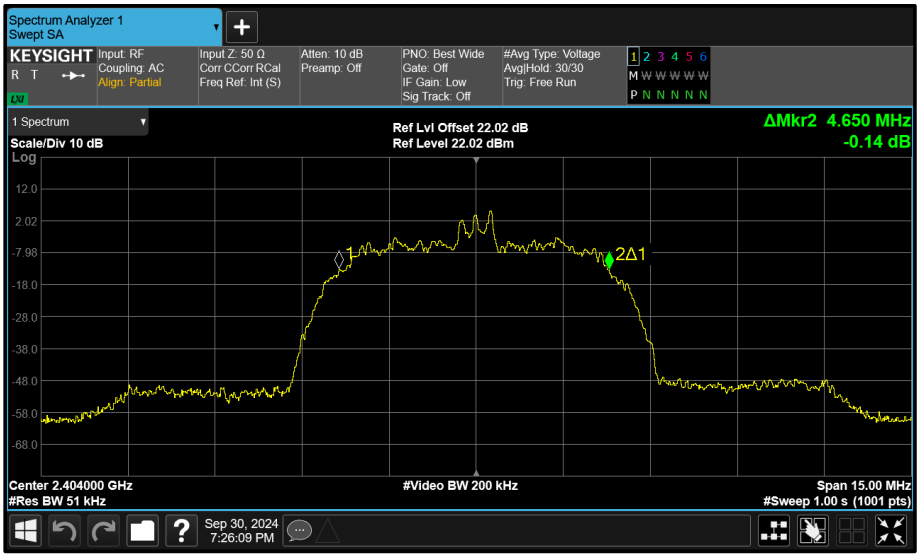

Figure 101 - Core 2 (C) 2404 MHz (CH2) 99% Bandwidth

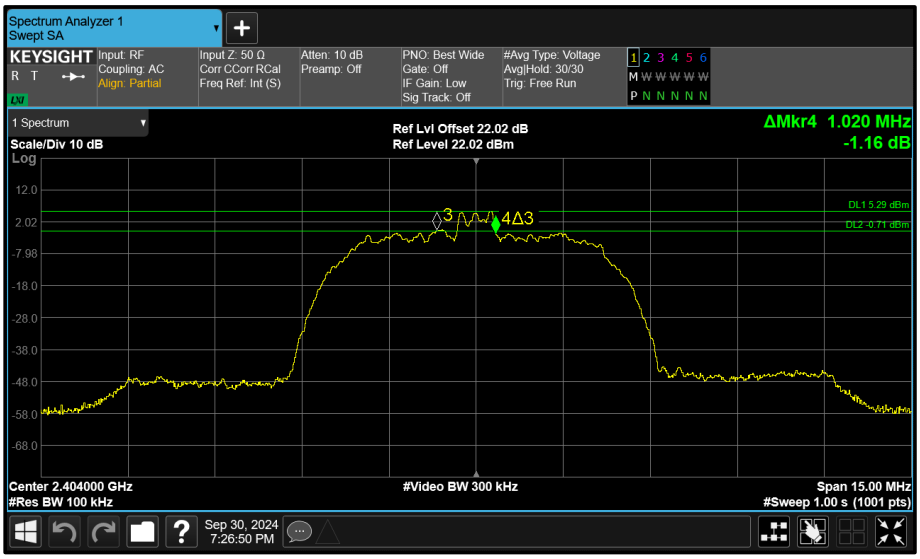

Figure 102 - Core 2 (C) 2404 MHz (CH2) 6 dB Bandwidth

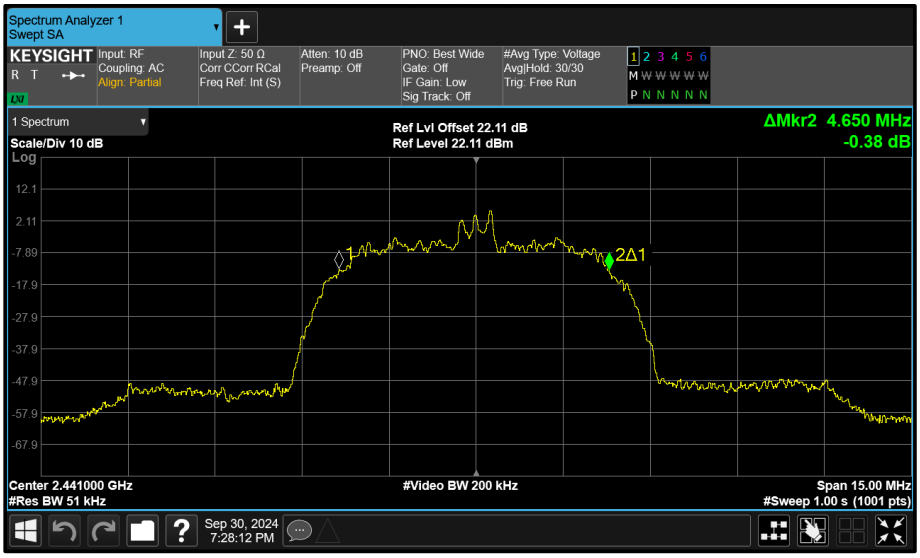

Figure 103 - Core 2 (C) 2441 MHz (CH39) 99% Bandwidth

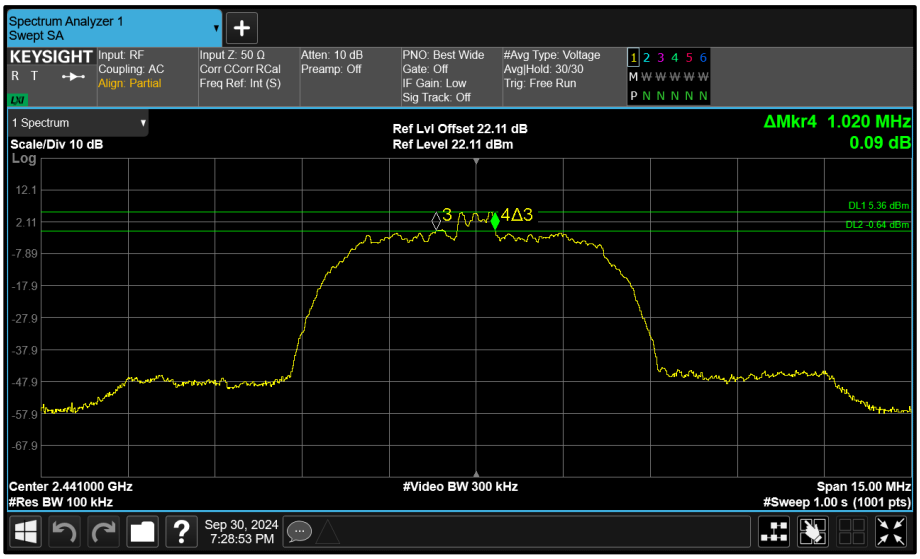

Figure 104 - Core 2 (C) 2441 MHz (CH39) 6 dB Bandwidth

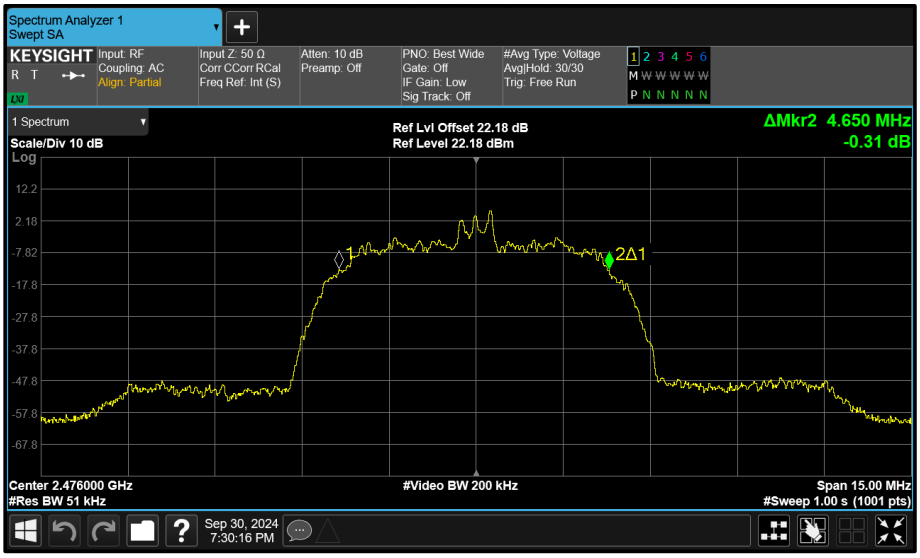

Figure 105 - Core 2 (C) 2476 MHz (CH74) 99% Bandwidth

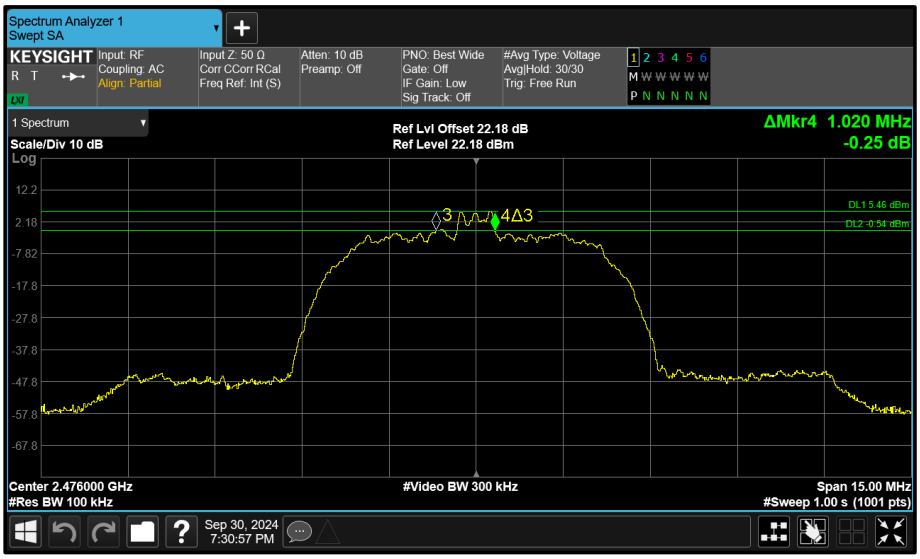

Figure 106 - Core 2 (C) 2476 MHz (CH74) 6 dB Bandwidth

Test Configuration			
Frequency Range:	2400-2483.5 MHz	Band:	2.4 GHz
Limit Clause(s):	15.247 (a)(2)	Test Method(s):	C63.10 6.9.3 C63.10 11.8.1
Additional Reference(s):	-		

DUT Configuration			
Mode:	iPA GFSK (LE 1M)	Duty Cycle (%):	-
Antenna Configuration:	SISO	DCCF (dB):	-
Active Port(s):	C (Core 2)	Peak Antenna Gain (dBi):	-

Test Frequency (MHz)	6 dB Bandwidth (MHz)				Limit (kHz)
	A	B	C	D	
2402	-	-	0.724	-	≥500.0
2440	-	-	0.680	-	≥500.0
2480	-	-	0.680	-	≥500.0

Table 28 - 6 dB Bandwidth Results

Test Frequency (MHz)	99% Bandwidth (MHz)				Limit (kHz)
	A	B	C	D	
2402	-	-	1.036	-	-
2440	-	-	1.040	-	-
2480	-	-	1.036	-	-

Table 29 - 99% Bandwidth Results

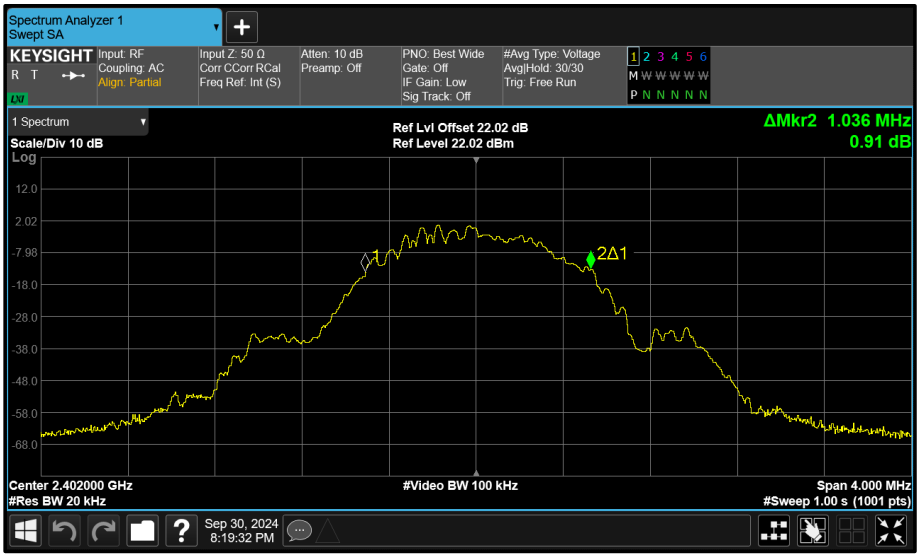

Figure 107 - Core 2 (C) 2402 MHz (CH37) 99% Bandwidth

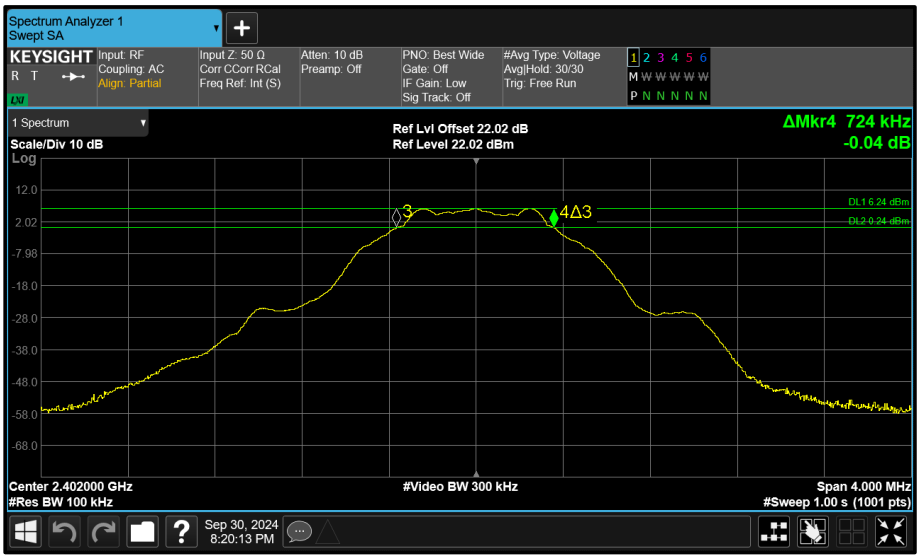

Figure 108 - Core 2 (C) 2402 MHz (CH37) 6 dB Bandwidth

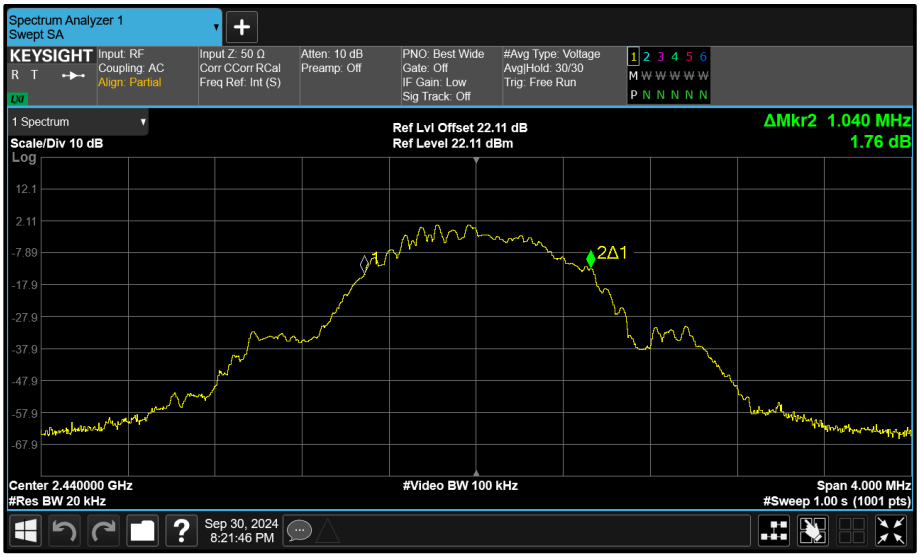

Figure 109 - Core 2 (C) 2440 MHz (CH17) 99% Bandwidth

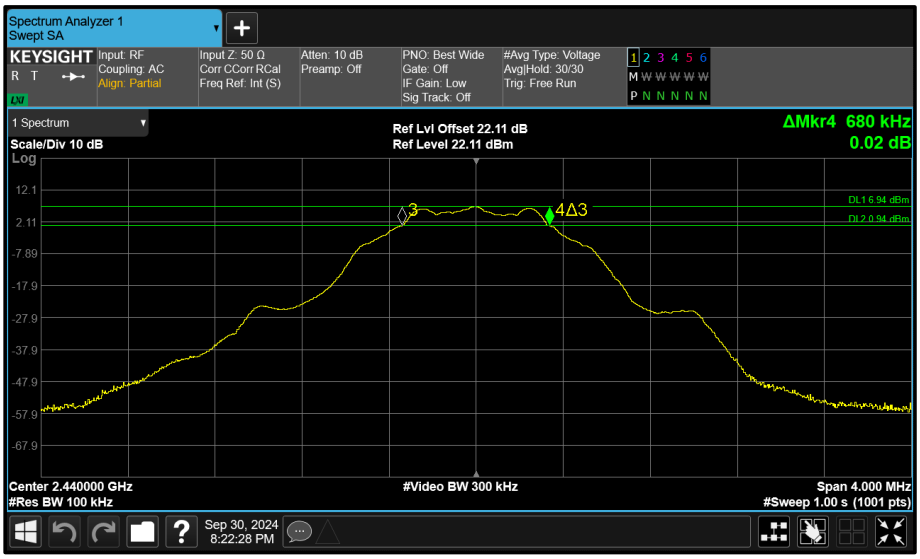

Figure 110 - Core 2 (C) 2440 MHz (CH17) 6 dB Bandwidth

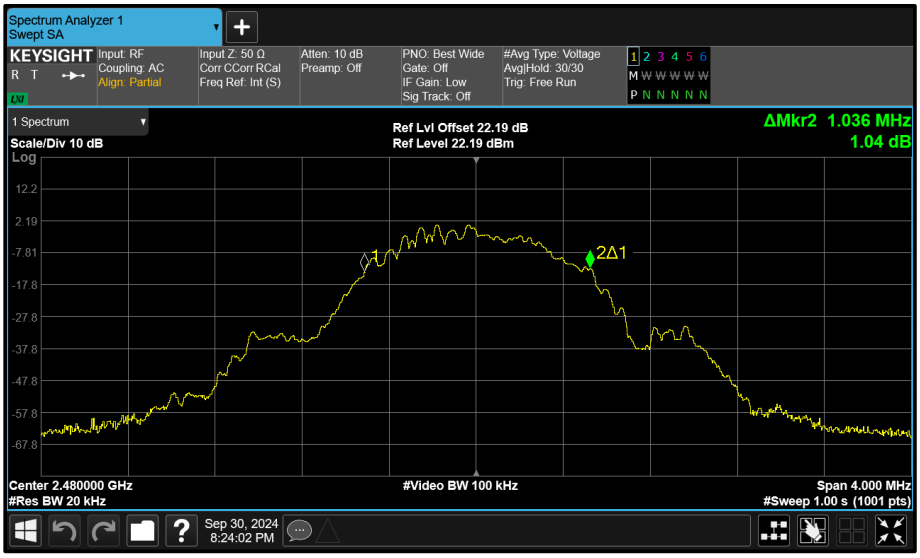

Figure 111 - Core 2 (C) 2480 MHz (CH39) 99% Bandwidth

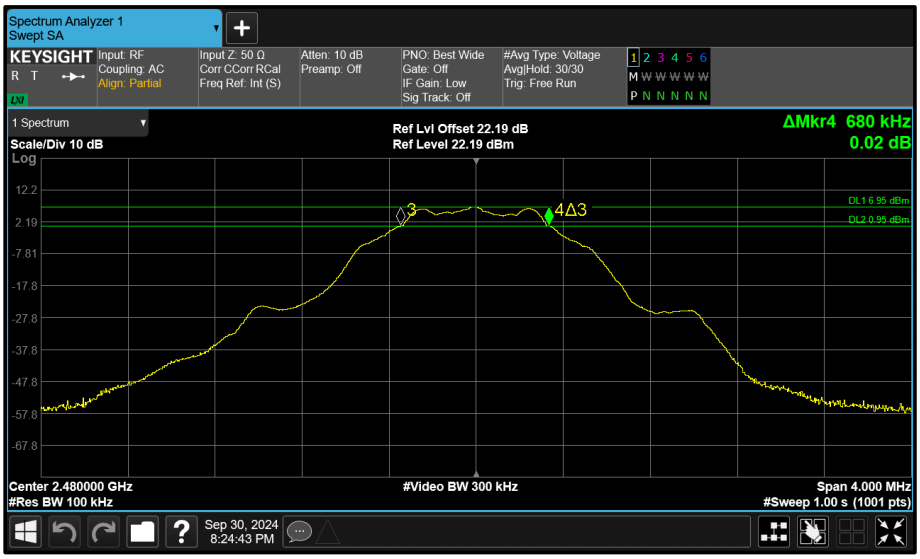

Figure 112 - Core 2 (C) 2480 MHz (CH39) 6 dB Bandwidth

Test Configuration			
Frequency Range:	2400-2483.5 MHz	Band:	2.4 GHz
Limit Clause(s):	15.247 (a)(2)	Test Method(s):	C63.10 6.9.3 C63.10 11.8.1
Additional Reference(s):	-		

DUT Configuration			
Mode:	iPA GFSK (LE 2M)	Duty Cycle (%):	-
Antenna Configuration:	SISO	DCCF (dB):	-
Active Port(s):	C (Core 2)	Peak Antenna Gain (dBi):	-

Test Frequency (MHz)	6 dB Bandwidth (MHz)				Limit (kHz)
	A	B	C	D	
2402	-	-	1.264	-	≥500.0
2440	-	-	1.160	-	≥500.0
2480	-	-	1.168	-	≥500.0

Table 30 - 6 dB Bandwidth Results

Test Frequency (MHz)	99% Bandwidth (MHz)				Limit (kHz)
	A	B	C	D	
2402	-	-	2.088	-	-
2440	-	-	2.088	-	-
2480	-	-	2.088	-	-

Table 31 - 99% Bandwidth Results

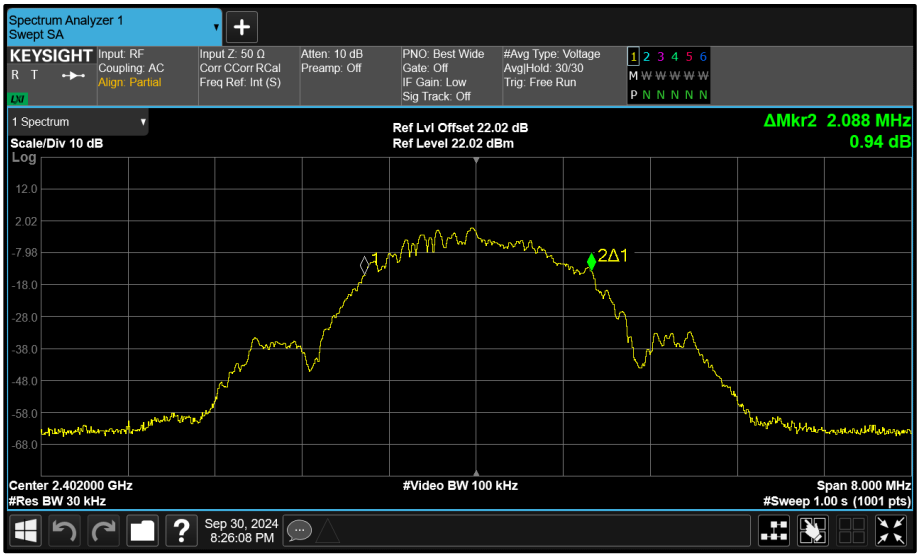

Figure 113 - Core 2 (C) 2402 MHz (CH37) 99% Bandwidth

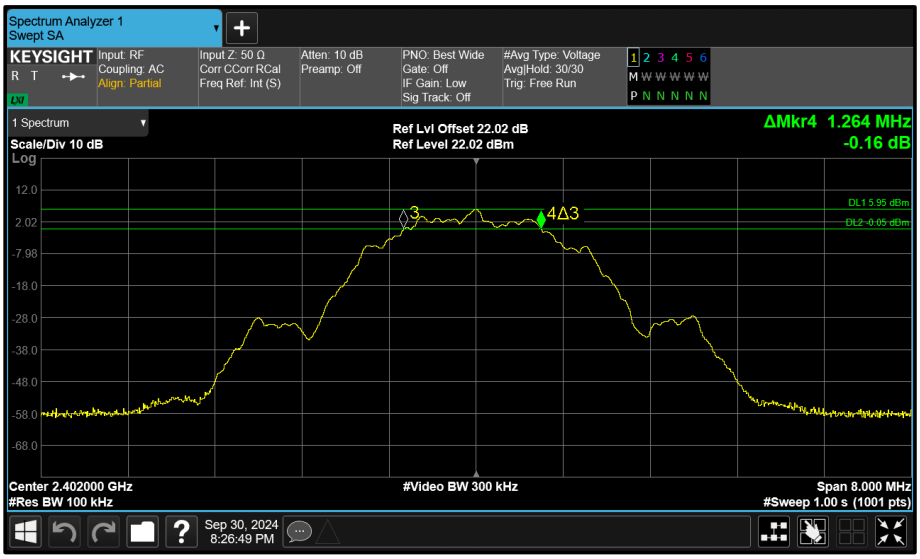

Figure 114 - Core 2 (C) 2402 MHz (CH37) 6 dB Bandwidth

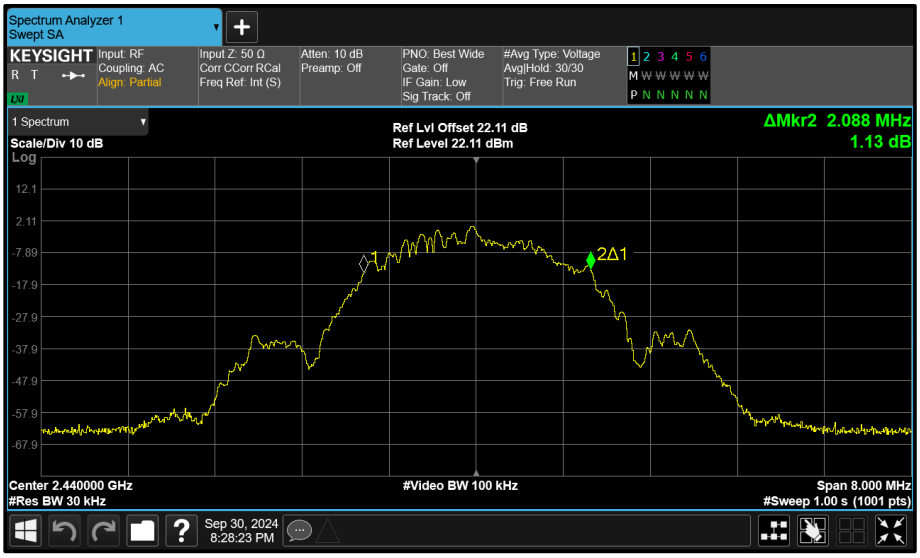

Figure 115 - Core 2 (C) 2440 MHz (CH17) 99% Bandwidth

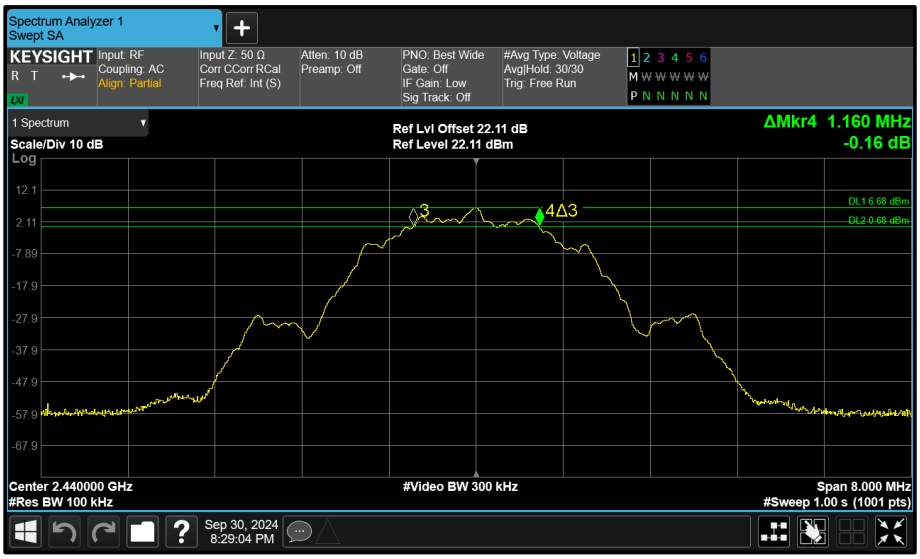

Figure 116 - Core 2 (C) 2440 MHz (CH17) 6 dB Bandwidth

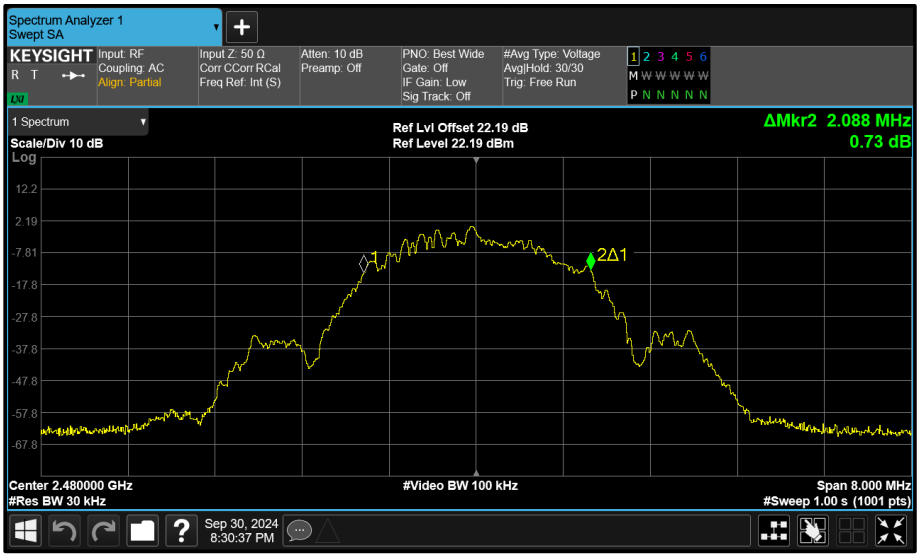

Figure 117 - Core 2 (C) 2480 MHz (CH39) 99% Bandwidth

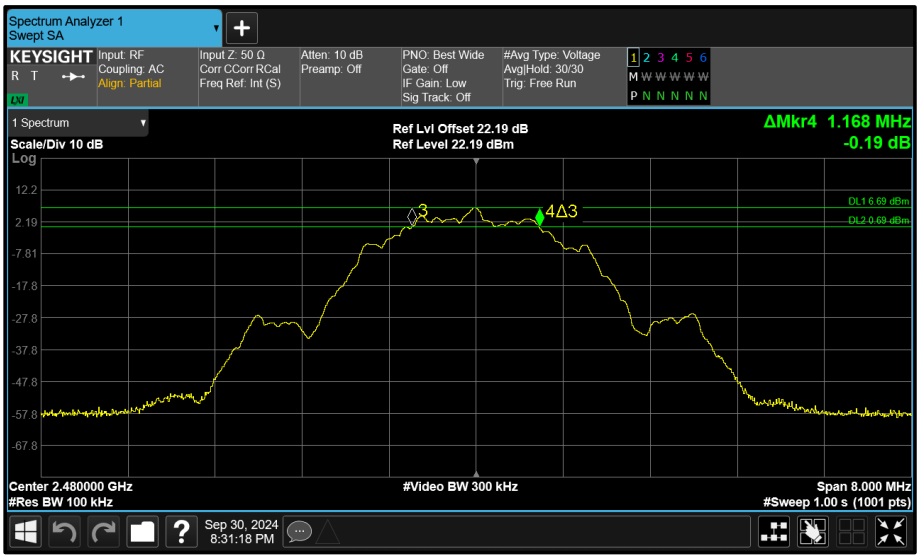

Figure 118 - Core 2 (C) 2480 MHz (CH39) 6 dB Bandwidth

Test Configuration			
Frequency Range:	2400-2483.5 MHz	Band:	2.4 GHz
Limit Clause(s):	15.247 (a)(2)	Test Method(s):	C63.10 6.9.3 C63.10 11.8.1
Additional Reference(s):	-		

DUT Configuration			
Mode:	ePA π/4 DQPSK (4-DH5)	Duty Cycle (%):	-
Antenna Configuration:	SISO	DCCF (dB):	-
Active Port(s):	B (Core 1)	Peak Antenna Gain (dBi):	-

Test Frequency (MHz)	6 dB Bandwidth (MHz)				Limit (kHz)
	A	B	C	D	
2404	-	1.880	-	-	≥500.0
2441	-	1.888	-	-	≥500.0
2476	-	1.896	-	-	≥500.0

Table 32 - 6 dB Bandwidth Results

Test Frequency (MHz)	99% Bandwidth (MHz)				Limit (kHz)
	A	B	C	D	
2404	-	2.328	-	-	-
2441	-	2.328	-	-	-
2476	-	2.336	-	-	-

Table 33 - 99% Bandwidth Results

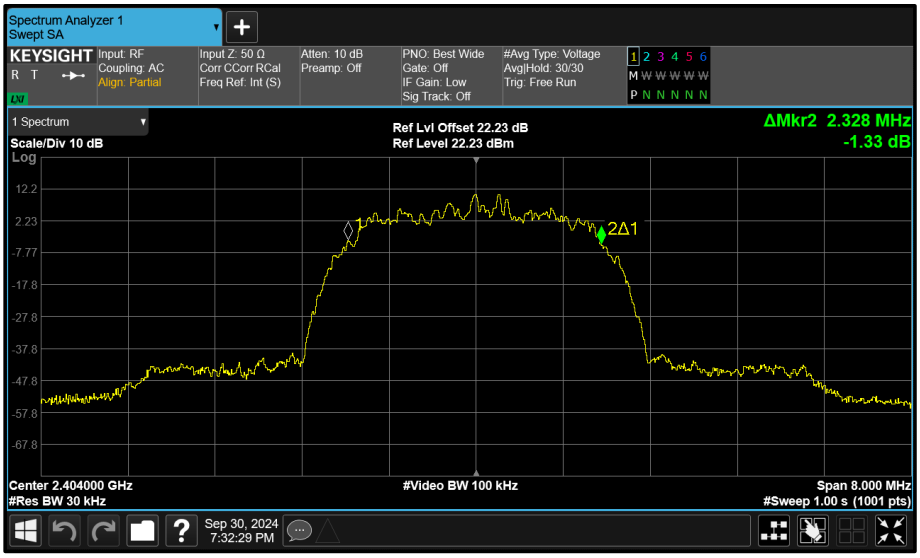

Figure 119 - Core 1 (B) 2404 MHz (CH2) 99% Bandwidth

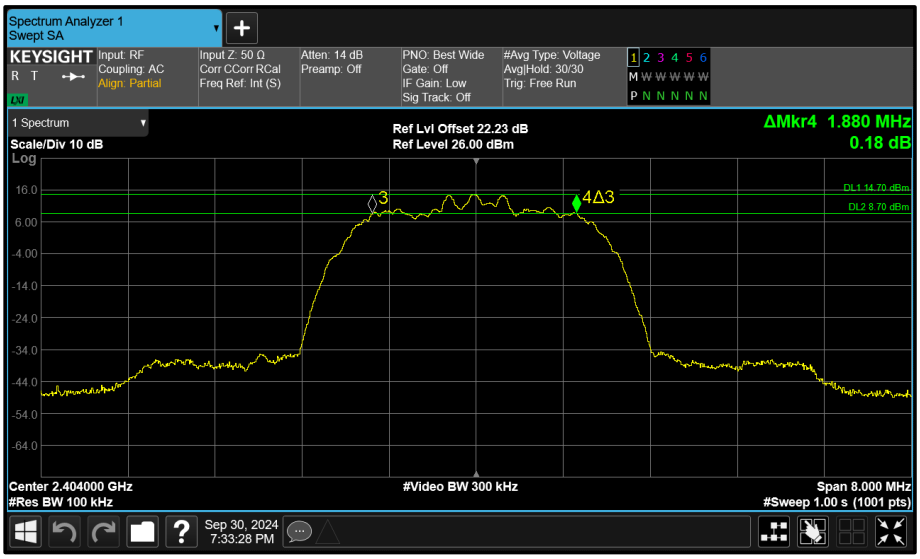

Figure 120 - Core 1 (B) 2404 MHz (CH2) 6 dB Bandwidth

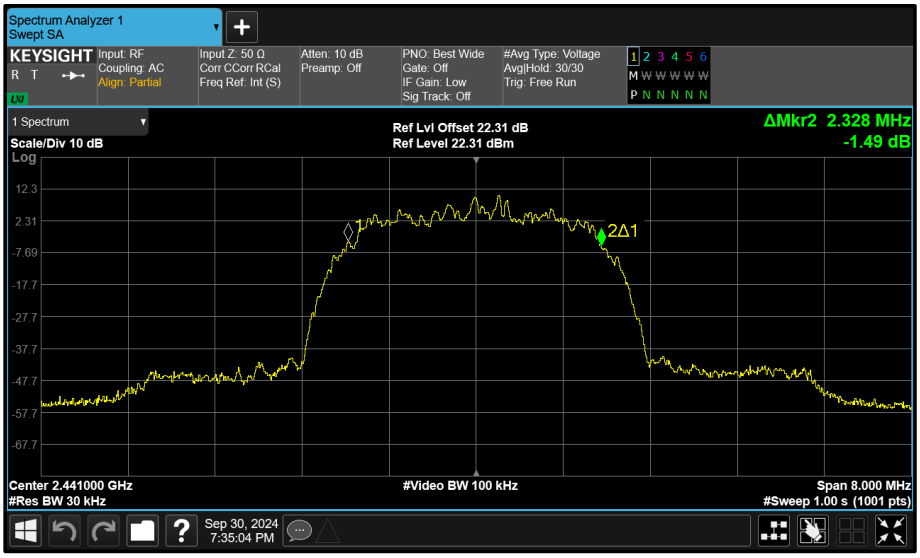

Figure 121 - Core 1 (B) 2441 MHz (CH39) 99% Bandwidth

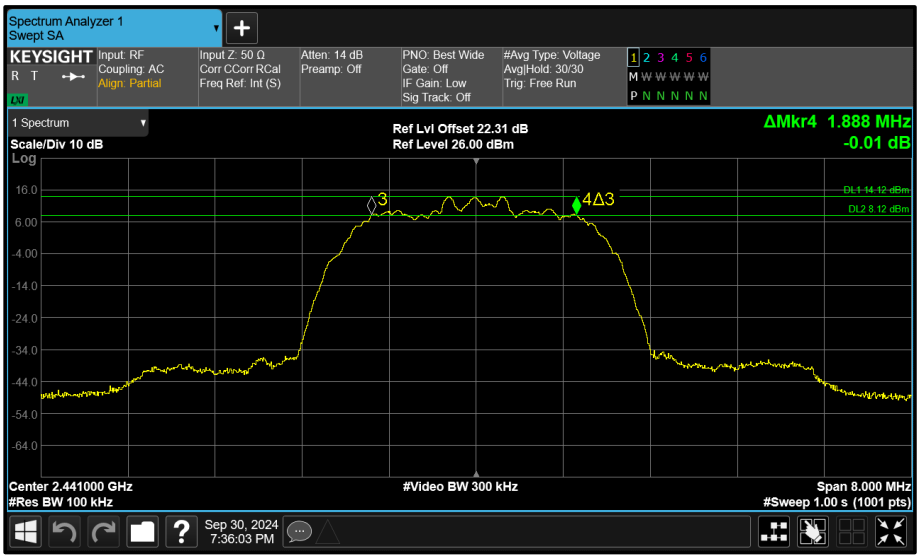

Figure 122 - Core 1 (B) 2441 MHz (CH39) 6 dB Bandwidth

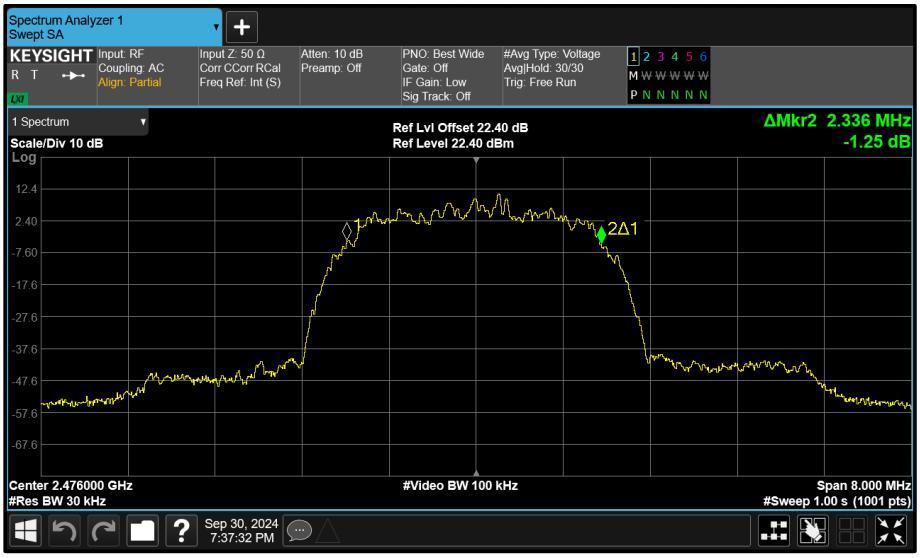

Figure 123 - Core 1 (B) 2476 MHz (CH74) 99% Bandwidth

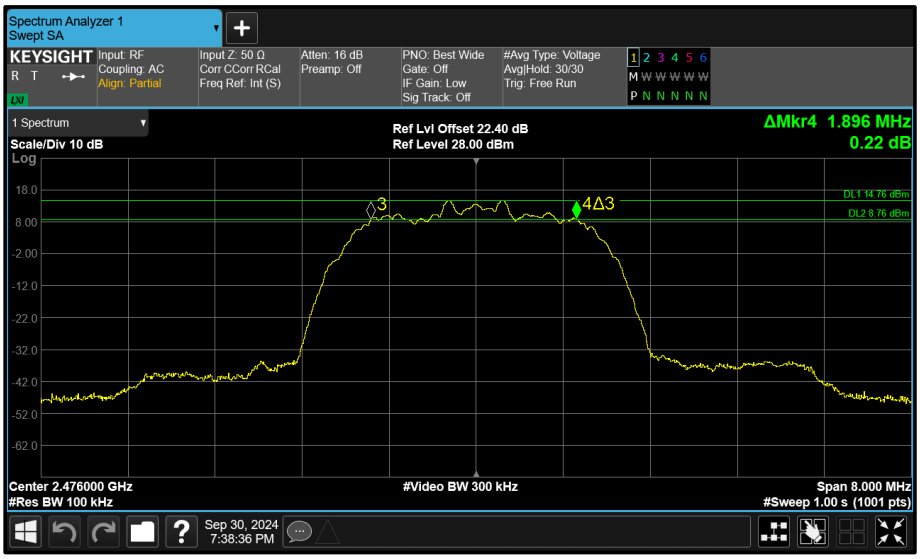

Figure 124 - Core 1 (B) 2476 MHz (CH74) 6 dB Bandwidth

Test Configuration			
Frequency Range:	2400-2483.5 MHz	Band:	2.4 GHz
Limit Clause(s):	15.247 (a)(2)	Test Method(s):	C63.10 6.9.3 C63.10 11.8.1
Additional Reference(s):	-		

DUT Configuration			
Mode:	ePA π/4 DQPSK (8-DH5)	Duty Cycle (%):	-
Antenna Configuration:	SISO	DCCF (dB):	-
Active Port(s):	B (Core 1)	Peak Antenna Gain (dBi):	-

Test Frequency (MHz)	6 dB Bandwidth (MHz)				Limit (kHz)
	A	B	C	D	
2404	-	0.660	-	-	≥500.0
2441	-	1.020	-	-	≥500.0
2476	-	1.020	-	-	≥500.0

Table 34 - 6 dB Bandwidth Results

Test Frequency (MHz)	99% Bandwidth (MHz)				Limit (kHz)
	A	B	C	D	
2404	-	4.620	-	-	-
2441	-	4.635	-	-	-
2476	-	4.635	-	-	-

Table 35 - 99% Bandwidth Results

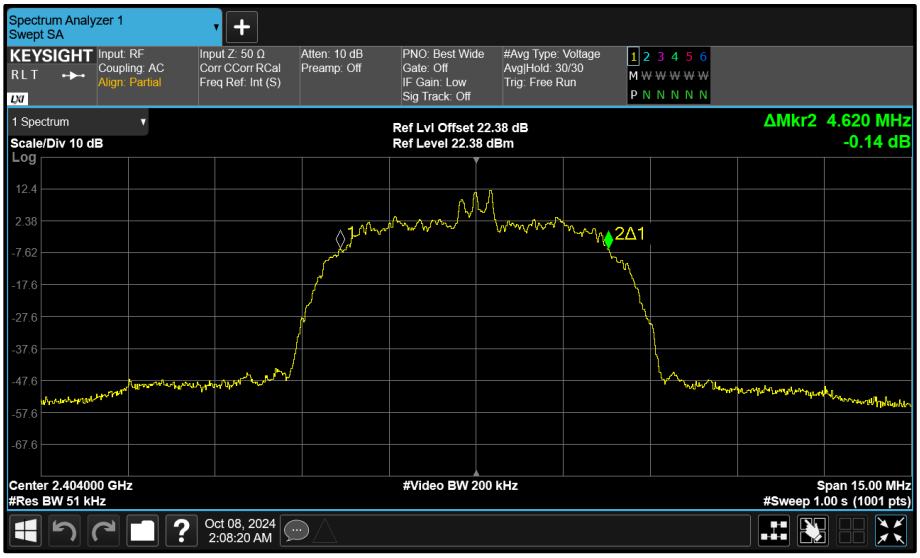

Figure 125 - Core 1 (B) 2404 MHz (CH2) 99% Bandwidth

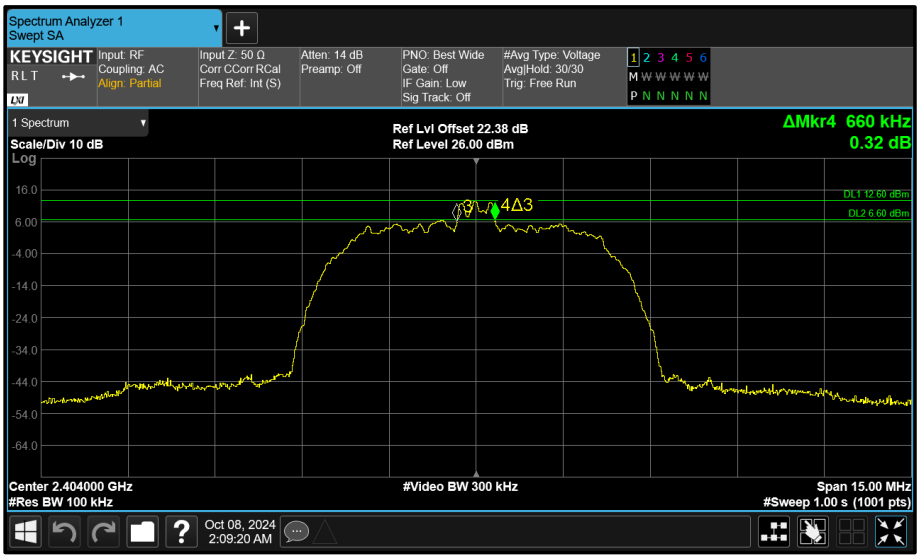

Figure 126 - Core 1 (B) 2404 MHz (CH2) 6 dB Bandwidth

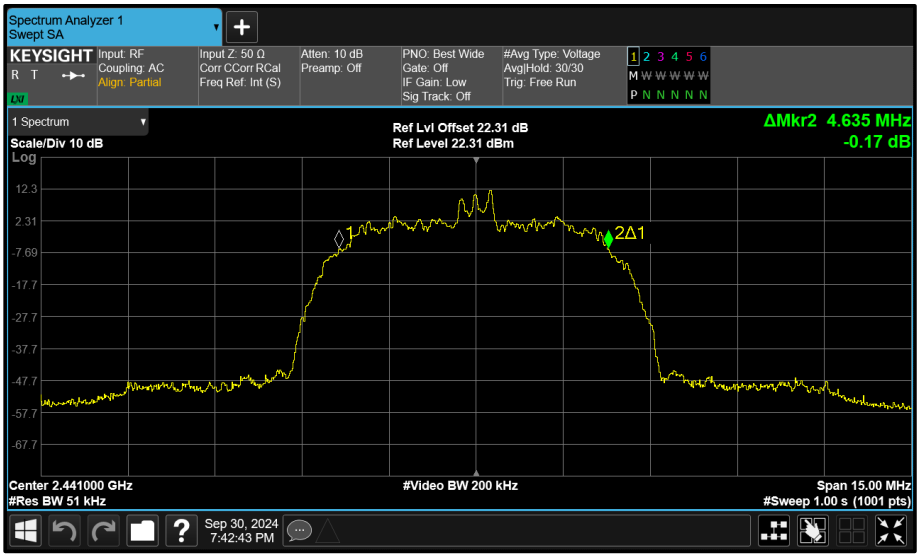

Figure 127 - Core 1 (B) 2441 MHz (CH39) 99% Bandwidth

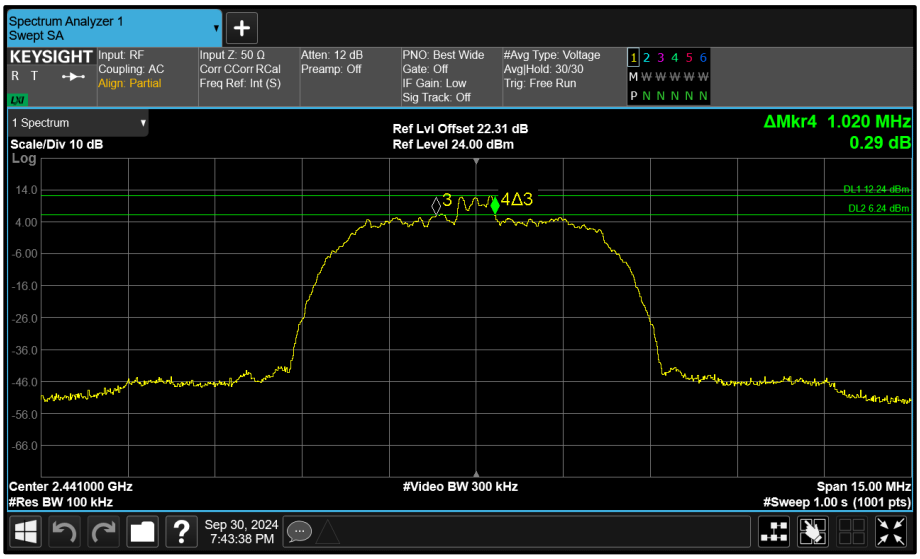

Figure 128 - Core 1 (B) 2441 MHz (CH39) 6 dB Bandwidth

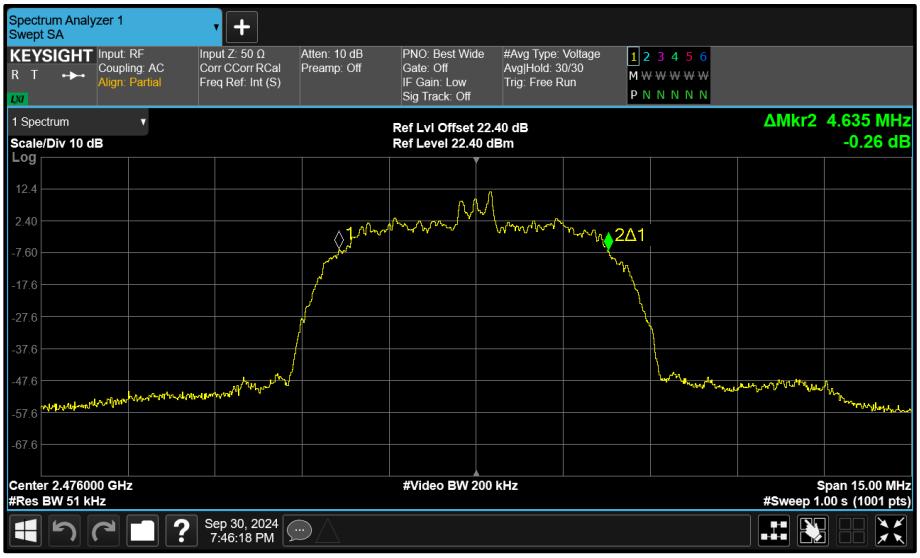

Figure 129 - Core 1 (B) 2476 MHz (CH74) 99% Bandwidth

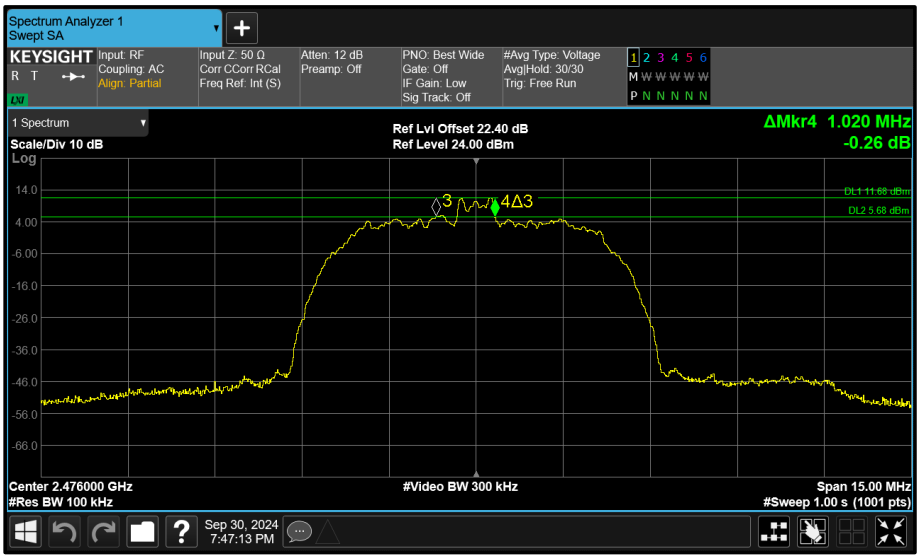

Figure 130 - Core 1 (B) 2476 MHz (CH74) 6 dB Bandwidth

Test Configuration			
Frequency Range:	2400-2483.5 MHz	Band:	2.4 GHz
Limit Clause(s):	15.247 (a)(2)	Test Method(s):	C63.10 6.9.3 C63.10 11.8.1
Additional Reference(s):	-		

DUT Configuration			
Mode:	ePA GFSK (LE 1M)	Duty Cycle (%):	-
Antenna Configuration:	SISO	DCCF (dB):	-
Active Port(s):	A (Core 0)	Peak Antenna Gain (dBi):	-

Test Frequency (MHz)	6 dB Bandwidth (MHz)				Limit (kHz)
	A	B	C	D	
2402	0.724	-	-	-	≥500.0
2440	0.724	-	-	-	≥500.0
2480	0.724	-	-	-	≥500.0

Table 36 - 6 dB Bandwidth Results

Test Frequency (MHz)	99% Bandwidth (MHz)				Limit (kHz)
	A	B	C	D	
2402	1.040	-	-	-	-
2440	1.040	-	-	-	-
2480	1.040	-	-	-	-

Table 37 - 99% Bandwidth Results

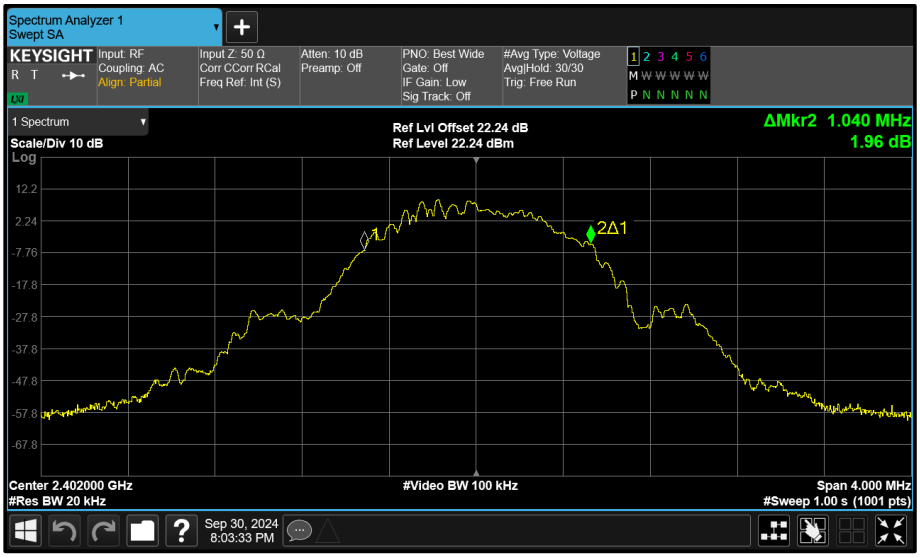

Figure 131 - Core 0 (A) 2402 MHz (CH37) 99% Bandwidth

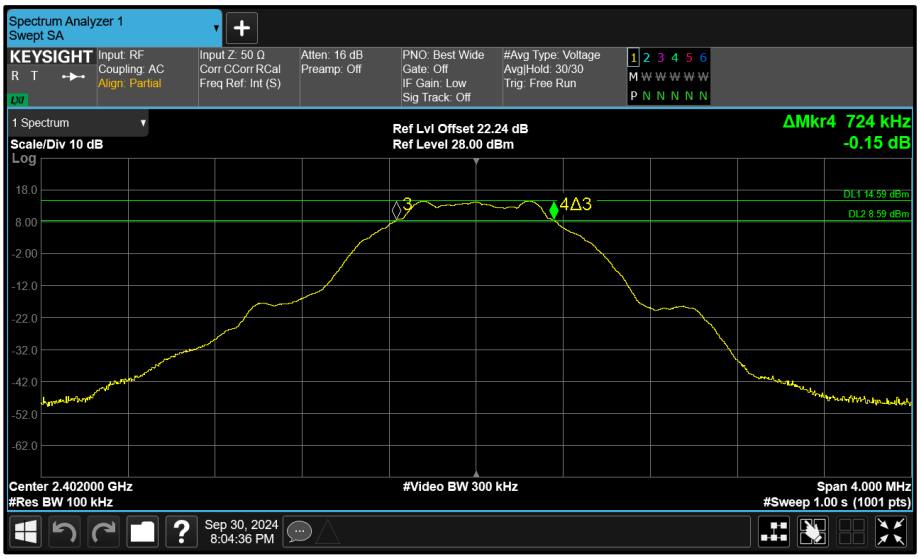

Figure 132 - Core 0 (A) 2402 MHz (CH37) 6 dB Bandwidth

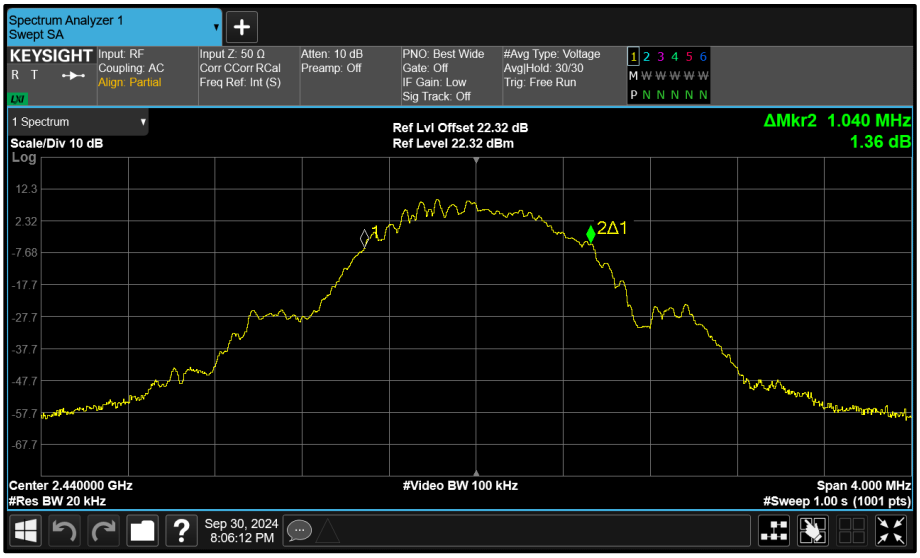

Figure 133 - Core 0 (A) 2440 MHz (CH17) 99% Bandwidth

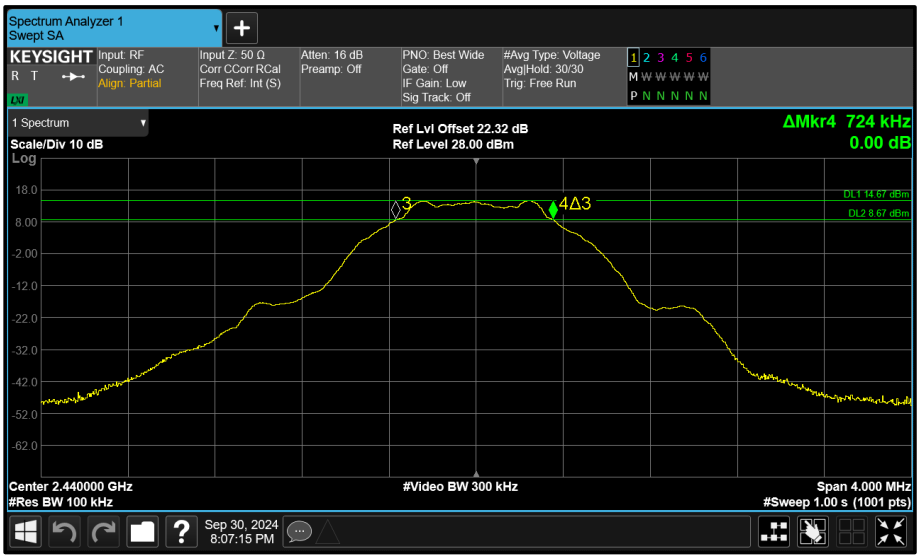

Figure 134 - Core 0 (A) 2440 MHz (CH17) 6 dB Bandwidth

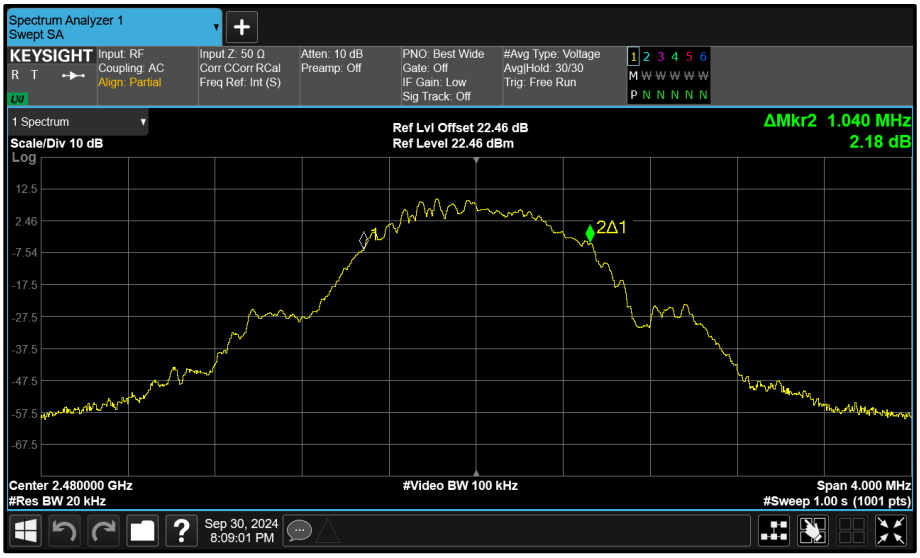

Figure 135 - Core 0 (A) 2480 MHz (CH39) 99% Bandwidth

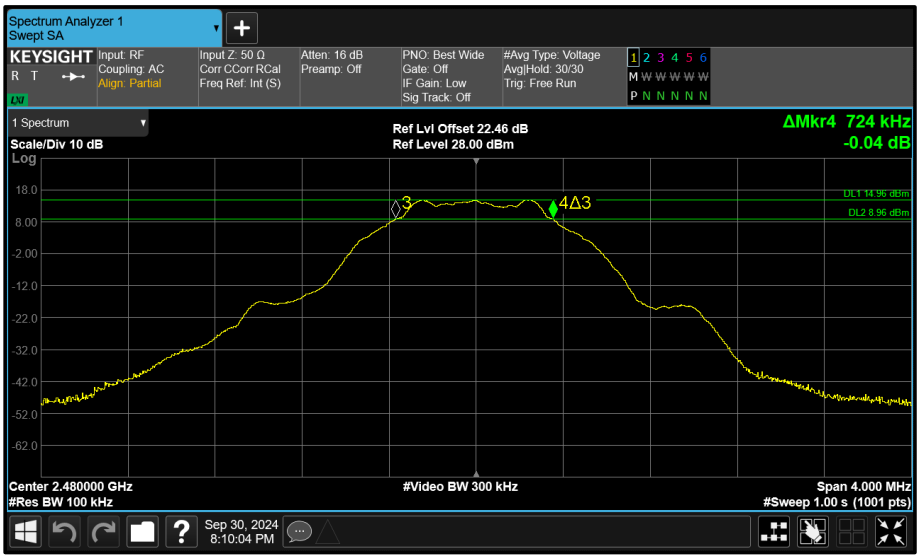

Figure 136 - Core 0 (A) 2480 MHz (CH39) 6 dB Bandwidth

Test Configuration			
Frequency Range:	2400-2483.5 MHz	Band:	2.4 GHz
Limit Clause(s):	15.247 (a)(2)	Test Method(s):	C63.10 6.9.3 C63.10 11.8.1
Additional Reference(s):	-		

DUT Configuration			
Mode:	ePA GFSK (LE 2M)	Duty Cycle (%):	-
Antenna Configuration:	SISO	DCCF (dB):	-
Active Port(s):	A (Core 0)	Peak Antenna Gain (dBi):	-

Test Frequency (MHz)	6 dB Bandwidth (MHz)				Limit (kHz)
	A	B	C	D	
2402	1.272	-	-	-	≥500.0
2440	1.272	-	-	-	≥500.0
2480	1.256	-	-	-	≥500.0

Table 38 - 6 dB Bandwidth Results

Test Frequency (MHz)	99% Bandwidth (MHz)				Limit (kHz)
	A	B	C	D	
2402	2.088	-	-	-	-
2440	2.096	-	-	-	-
2480	2.088	-	-	-	-

Table 39 - 99% Bandwidth Results

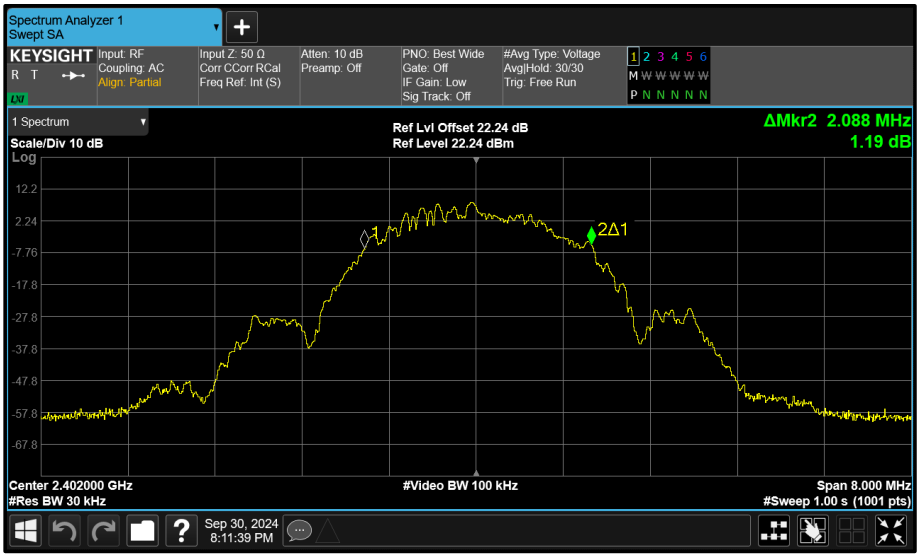

Figure 137 - Core 0 (A) 2402 MHz (CH37) 99% Bandwidth

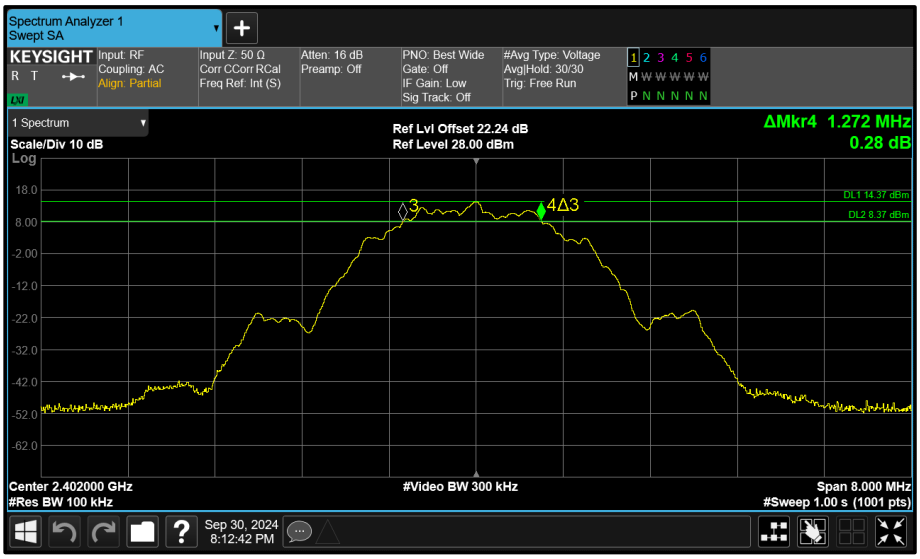

Figure 138 - Core 0 (A) 2402 MHz (CH37) 6 dB Bandwidth

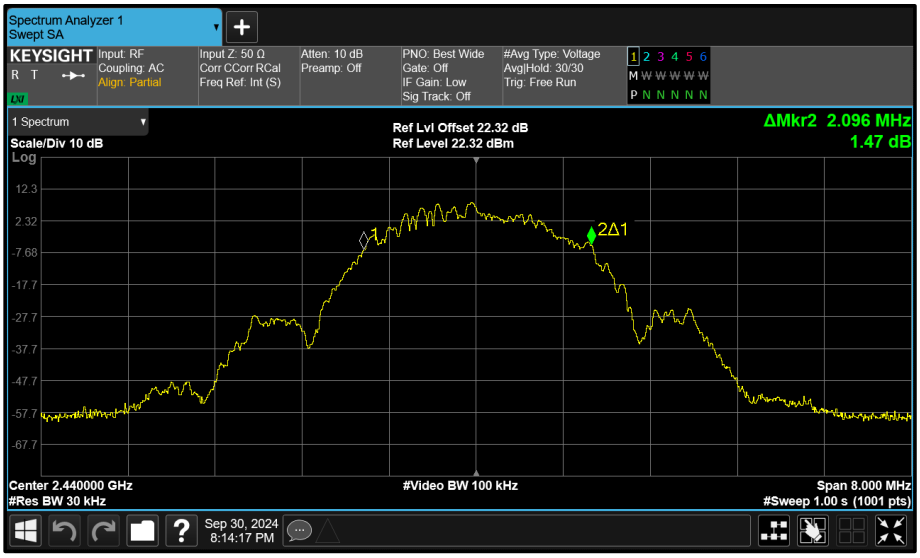

Figure 139 - Core 0 (A) 2440 MHz (CH17) 99% Bandwidth

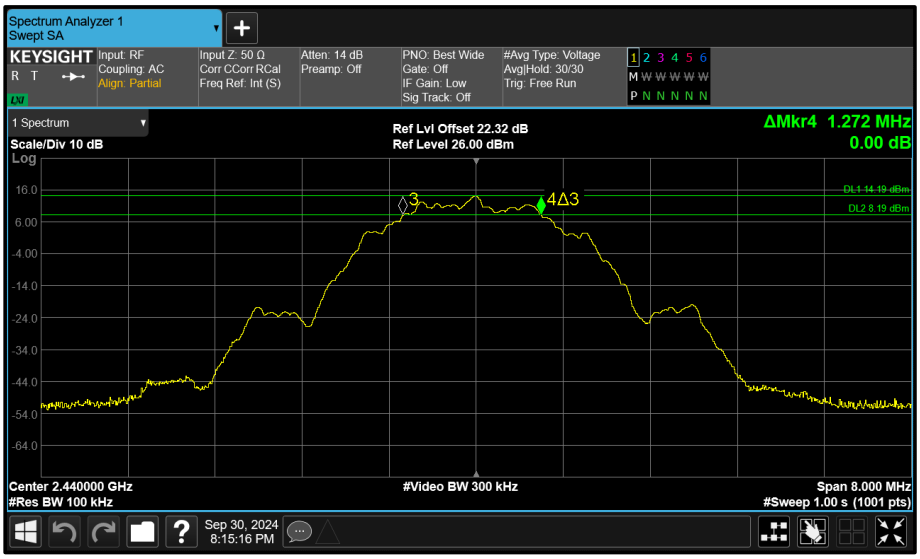

Figure 140 - Core 0 (A) 2440 MHz (CH17) 6 dB Bandwidth

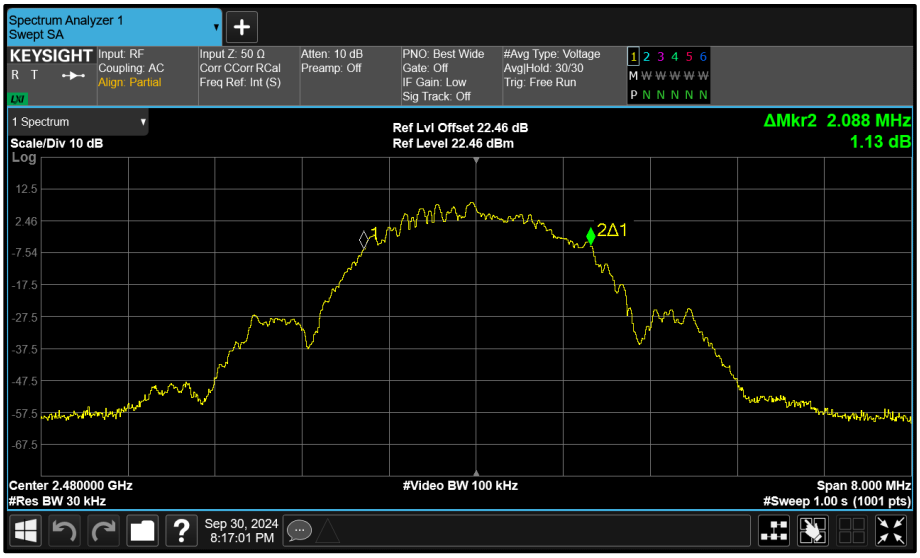

Figure 141 - Core 0 (A) 2480 MHz (CH39) 99% Bandwidth

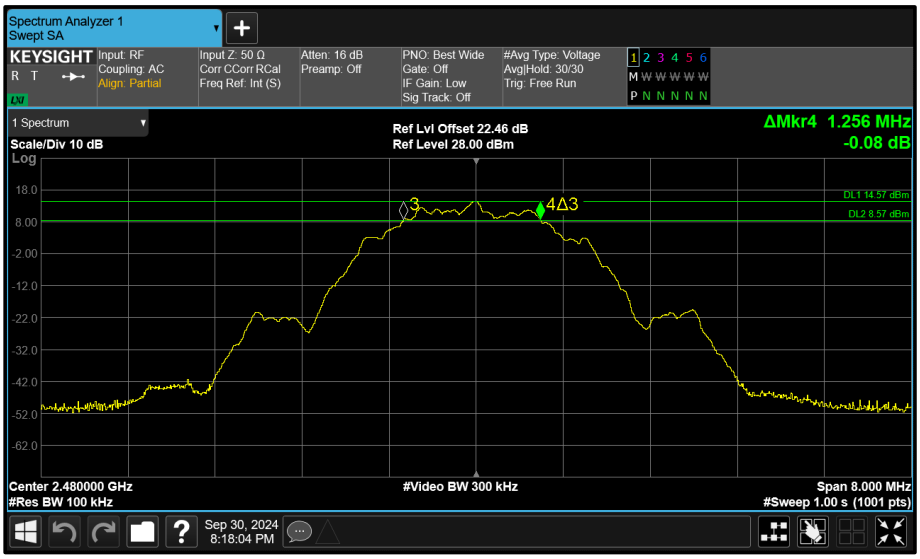

Figure 142 - Core 0 (A) 2480 MHz (CH39) 6 dB Bandwidth

Test Configuration			
Frequency Range:	2400-2483.5 MHz	Band:	2.4 GHz
Limit Clause(s):	15.247 (a)(2)	Test Method(s):	C63.10 6.9.3 C63.10 11.8.1
Additional Reference(s):	-		

DUT Configuration			
Mode:	iPA π/4 DQPSK (4-DH5)	Duty Cycle (%):	-
Antenna Configuration:	Beamforming	DCCF (dB):	-
Active Port(s):	A+B (Core 0 + Core 1)	Peak Antenna Gain (dBi):	-

Test Frequency (MHz)	6 dB Bandwidth (MHz)				Limit (kHz)
	A	B	C	D	
2404	1.912	1.576	-	-	≥500.0
2441	1.904	1.904	-	-	≥500.0
2476	1.904	1.904	-	-	≥500.0

Table 40 - 6 dB Bandwidth Results

Test Frequency (MHz)	99% Bandwidth (MHz)				Limit (kHz)
	A	B	C	D	
2404	2.344	2.328	-	-	-
2441	2.344	2.328	-	-	-
2476	2.344	2.336	-	-	-

Table 41 - 99% Bandwidth Results

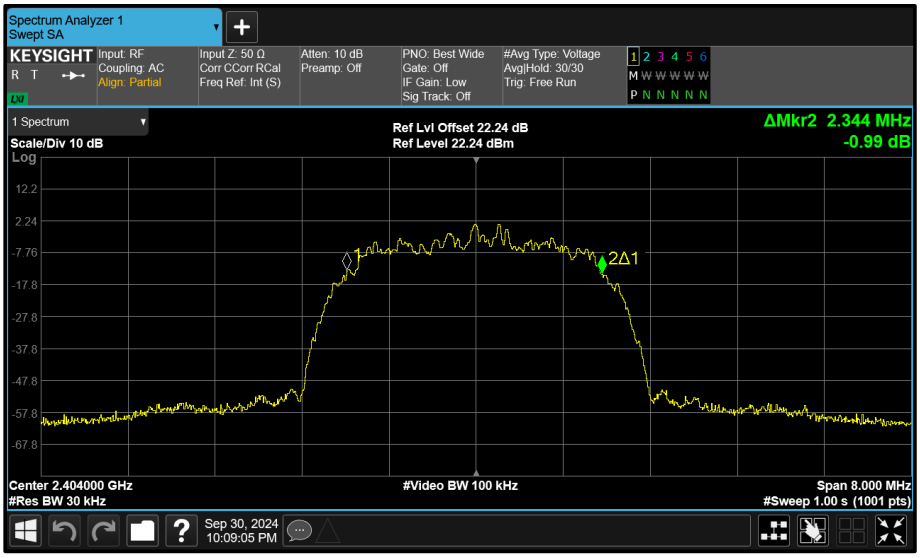

Figure 143 - Core 0 (A) 2404 MHz (CH2) 99% Bandwidth

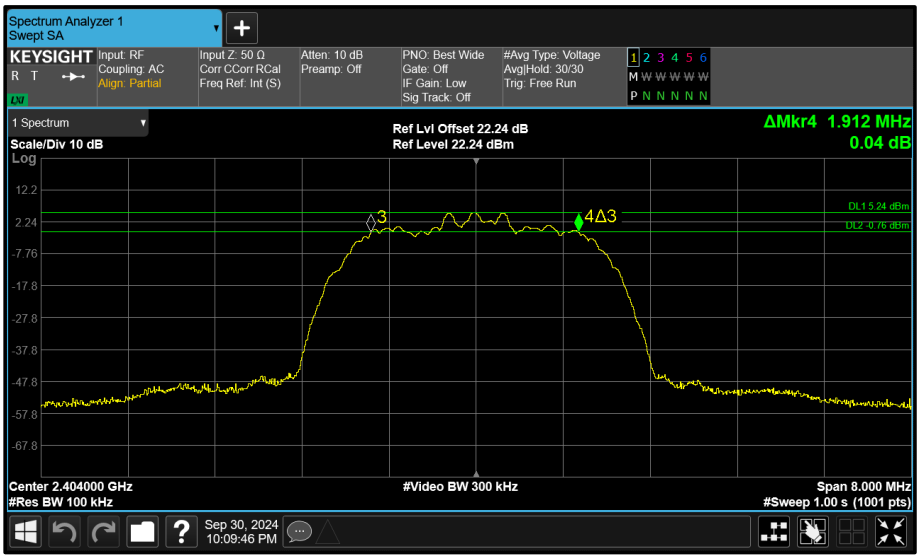

Figure 144 - Core 0 (A) 2404 MHz (CH2) 6 dB Bandwidth

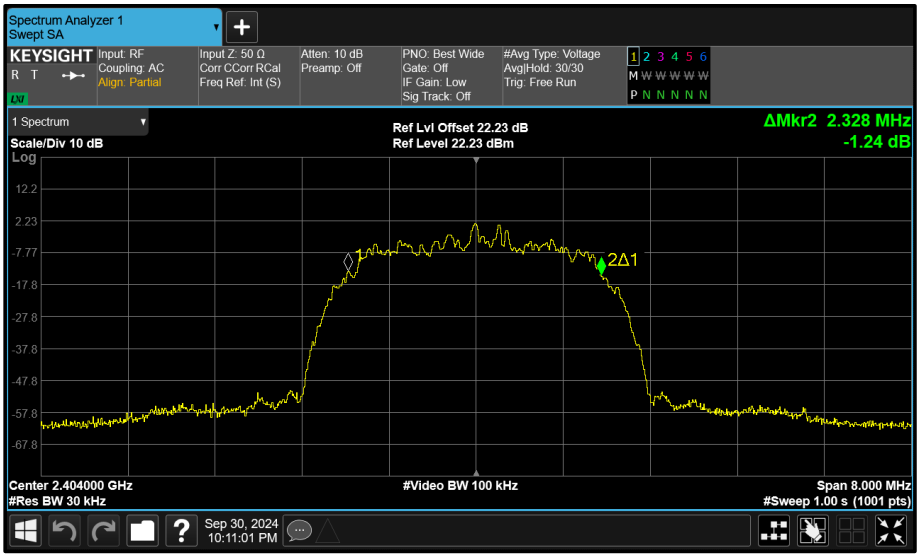

Figure 145 - Core 1 (B) 2404 MHz (CH2) 99% Bandwidth

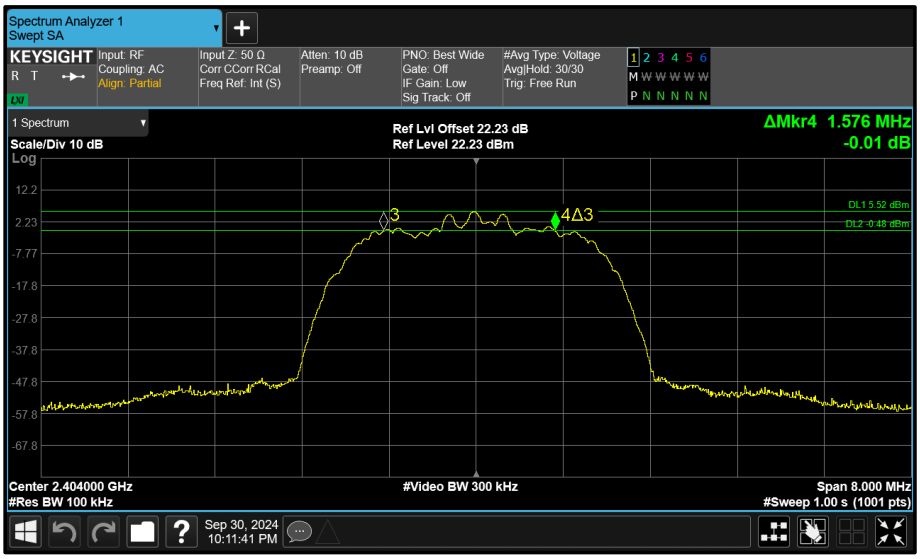

Figure 146 - Core 1 (B) 2404 MHz (CH2) 6 dB Bandwidth

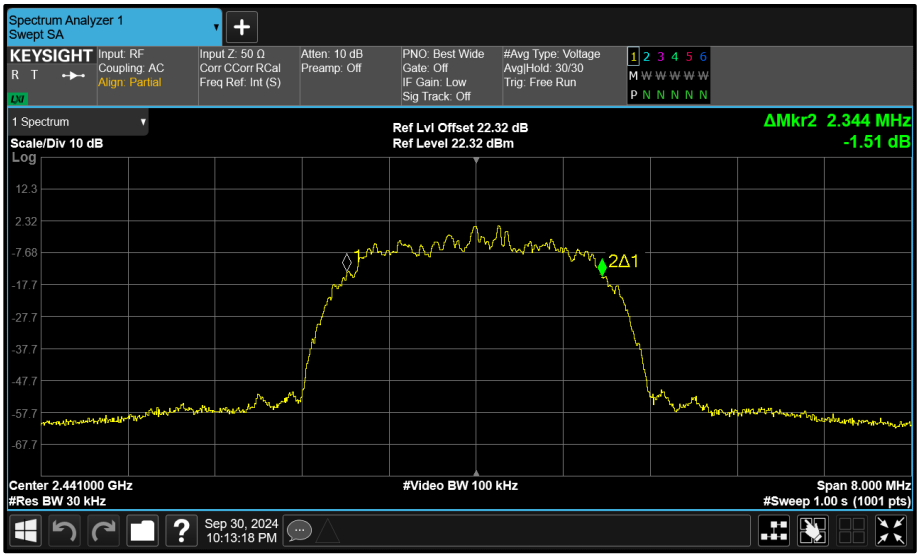

Figure 147 - Core 0 (A) 2441 MHz (CH39) 99% Bandwidth

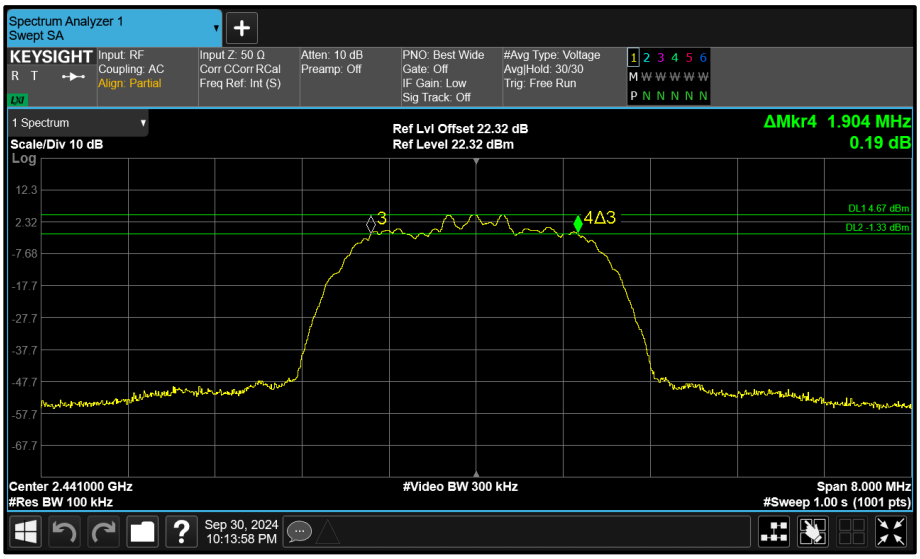

Figure 148 - Core 0 (A) 2441 MHz (CH39) 6 dB Bandwidth