TUV SUD Limited
Digitally signed by TUV SUD Limited
Date: 2024.10.15 08:29:42 +01'00'

Figure 252 - 802.11ac VHT80 Minimum 99% OBW

Figure 253 - 802.11ac VHT80 Maximum 99% OBW

Protocol	6 dB Bandwidth (MHz)	
	Minimum	Maximum
802.11ac VHT20	16.380	17.700
802.11ac VHT40	35.400	36.240
802.11ac VHT80	76.120	76.560

Table 228 - 6 dB Bandwidth Summary Results - TxBF

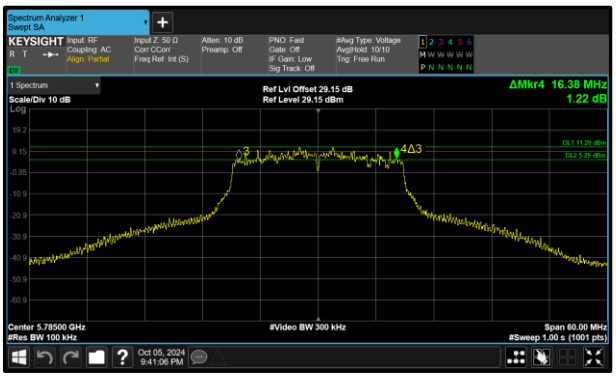

Figure 254 - 802.11ac VHT20 Minimum 6 dB EBW

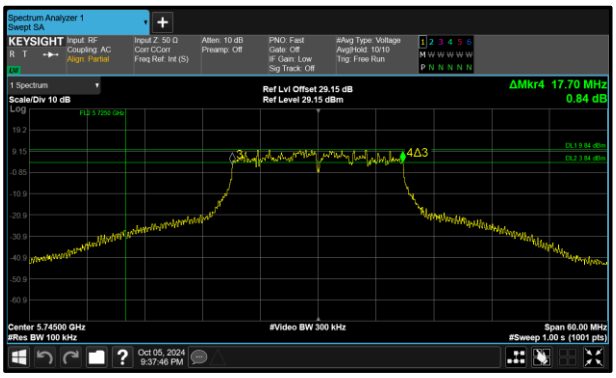

Figure 255 - 802.11ac VHT20 Maximum 6 dB EBW

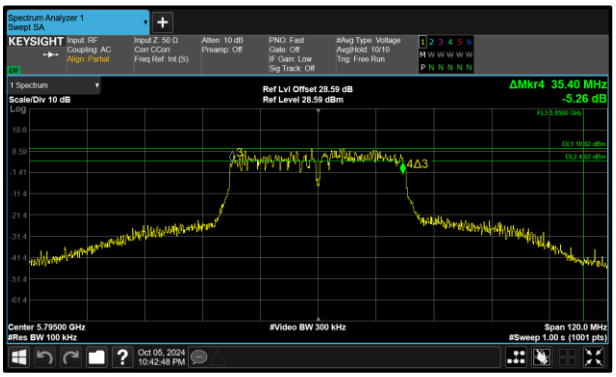

Figure 256 - 802.11ac VHT40 Minimum 6 dB EBW

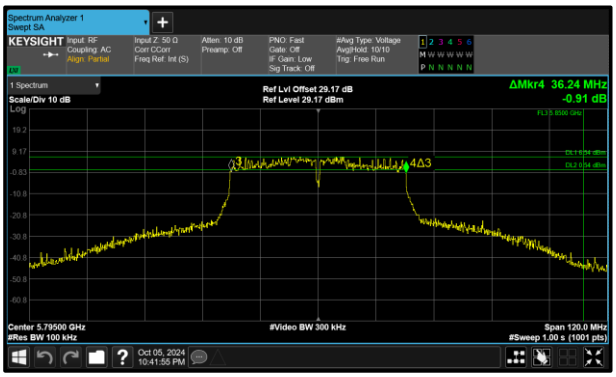

Figure 257 - 802.11ac VHT40 Maximum 6 dB EBW

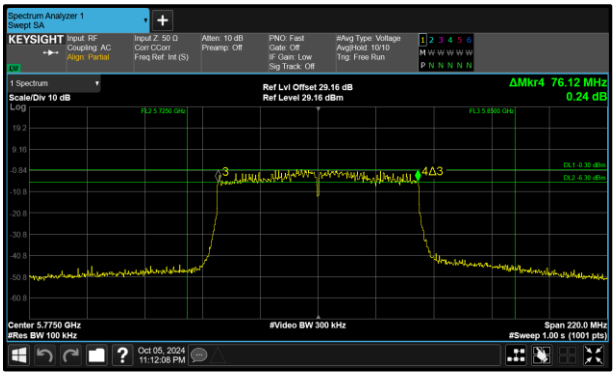

Figure 258 - 802.11ac VHT80 Minimum 6 dB EBW

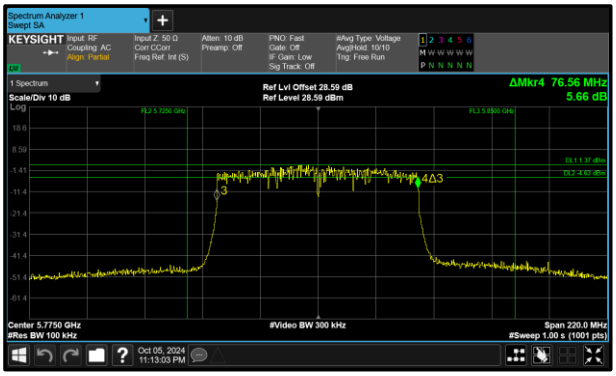

Figure 259 - 802.11ac VHT80 Maximum 6 dB EBW

Test Configuration			
Frequency Range:	5.150-5.250 GHz	Band:	U-NII-1
Limit Clause(s):	-	Test Method(s):	C63.10 6.9.3 C63.10 12.5.2
Additional Reference(s):	-		

DUT Configuration			
Mode:	802.11ac VHT20	Duty Cycle (%):	-
Modulation Coding Scheme:	MCS2x1	DCCF (dB):	-
Antenna Configuration:	TxBF	Peak Antenna Gain (dBi):	-
Active Port(s):	A+B (Core 0 + Core 1)	Active Chain(s):	0+1

Test Frequency (MHz)	26 dB Bandwidth (MHz)				Limit (kHz)
	A	B	C	D	
5180	21.540	21.420	-	-	-
5220	21.060	21.000	-	-	-
5240	21.000	20.880	-	-	-

Table 229 - 26 dB Bandwidth Results

Test Frequency (MHz)	99% Bandwidth (MHz)				Limit (kHz)
	A	B	C	D	
5180	17.760	17.760	-	-	-
5220	17.700	17.700	-	-	-
5240	17.700	17.760	-	-	-

Table 230 - 99% Bandwidth Results

Test Configuration			
Frequency Range:	5.150-5.250 GHz	Band:	U-NII-1
Limit Clause(s):	-	Test Method(s):	C63.10 6.9.3 C63.10 12.5.2
Additional Reference(s):	-		

DUT Configuration			
Mode:	802.11ac VHT40	Duty Cycle (%):	-
Modulation Coding Scheme:	MCS2x1	DCCF (dB):	-
Antenna Configuration:	TxBF	Peak Antenna Gain (dBi):	-
Active Port(s):	A+B (Core 0 + Core 1)	Active Chain(s):	0+1

Test Frequency (MHz)	26 dB Bandwidth (MHz)				Limit (kHz)
	A	B	C	D	
5190	43.800	41.880	-	-	-
5230	41.300	41.100	-	-	-

Table 231 - 26 dB Bandwidth Results

Test Frequency (MHz)	99% Bandwidth (MHz)				Limit (kHz)
	A	B	C	D	
5190	36.480	36.600	-	-	-
5230	36.400	36.400	-	-	-

Table 232 - 99% Bandwidth Results

Test Configuration			
Frequency Range:	5.150-5.250 GHz	Band:	U-NII-1
Limit Clause(s):	-	Test Method(s):	C63.10 6.9.3 C63.10 12.5.2
Additional Reference(s):	-		

DUT Configuration			
Mode:	802.11ac VHT80	Duty Cycle (%):	-
Modulation Coding Scheme:	MCS2x1	DCCF (dB):	-
Antenna Configuration:	TxBF	Peak Antenna Gain (dBi):	-
Active Port(s):	A+B (Core 0 + Core 1)	Active Chain(s):	0+1

Test Frequency (MHz)	26 dB Bandwidth (MHz)				Limit (kHz)
	A	B	C	D	
5210	82.060	80.740	-	-	-

Table 233 - 26 dB Bandwidth Results

Test Frequency (MHz)	99% Bandwidth (MHz)				Limit (kHz)
	A	B	C	D	
5210	75.900	75.680	-	-	-

Table 234 - 99% Bandwidth Results

Test Configuration			
Frequency Range:	5.250-5.350 GHz	Band:	U-NII-2A
Limit Clause(s):	-	Test Method(s):	C63.10 6.9.3 C63.10 12.5.2
Additional Reference(s):	-		

DUT Configuration			
Mode:	802.11ac VHT20	Duty Cycle (%):	-
Modulation Coding Scheme:	MCS2x1	DCCF (dB):	-
Antenna Configuration:	TxBF	Peak Antenna Gain (dBi):	-
Active Port(s):	A+B (Core 0 + Core 1)	Active Chain(s):	0+1

Test Frequency (MHz)	26 dB Bandwidth (MHz)				Limit (kHz)
	A	B	C	D	
5260	20.940	21.120	-	-	-
5300	21.060	21.060	-	-	-
5320	22.020	23.280	-	-	-

Table 235 - 26 dB Bandwidth Results

Test Frequency (MHz)	99% Bandwidth (MHz)				Limit (kHz)
	A	B	C	D	
5260	17.700	17.700	-	-	-
5300	17.700	17.700	-	-	-
5320	17.820	17.760	-	-	-

Table 236 - 99% Bandwidth Results

Test Configuration			
Frequency Range:	5.250-5.350 GHz	Band:	U-NII-2A
Limit Clause(s):	-	Test Method(s):	C63.10 6.9.3 C63.10 12.5.2
Additional Reference(s):	-		

DUT Configuration			
Mode:	802.11ac VHT40	Duty Cycle (%):	-
Modulation Coding Scheme:	MCS2x1	DCCF (dB):	-
Antenna Configuration:	TxBF	Peak Antenna Gain (dBi):	-
Active Port(s):	A+B (Core 0 + Core 1)	Active Chain(s):	0+1

Test Frequency (MHz)	26 dB Bandwidth (MHz)				Limit (kHz)
	A	B	C	D	
5270	41.200	41.200	-	-	-
5310	43.080	41.040	-	-	-

Table 237 - 26 dB Bandwidth Results

Test Frequency (MHz)	99% Bandwidth (MHz)				Limit (kHz)
	A	B	C	D	
5270	36.500	36.500	-	-	-
5310	36.480	36.480	-	-	-

Table 238 - 99% Bandwidth Results

Test Configuration			
Frequency Range:	5.250-5.350 GHz	Band:	U-NII-2A
Limit Clause(s):	-	Test Method(s):	C63.10 6.9.3 C63.10 12.5.2
Additional Reference(s):	-		

DUT Configuration			
Mode:	802.11ac VHT80	Duty Cycle (%):	-
Modulation Coding Scheme:	MCS2x1	DCCF (dB):	-
Antenna Configuration:	TxBF	Peak Antenna Gain (dBi):	-
Active Port(s):	A+B (Core 0 + Core 1)	Active Chain(s):	0+1

Test Frequency (MHz)	26 dB Bandwidth (MHz)				Limit (kHz)
	A	B	C	D	
5290	82.720	84.920	-	-	-

Table 239 - 26 dB Bandwidth Results

Test Frequency (MHz)	99% Bandwidth (MHz)				Limit (kHz)
	A	B	C	D	
5290	75.680	76.120	-	-	-

Table 240 - 99% Bandwidth Results

Test Configuration			
Frequency Range:	5.470-5.725 GHz	Band:	U-NII-2C
Limit Clause(s):	-	Test Method(s):	C63.10 6.9.3 C63.10 12.5.2
Additional Reference(s):	-		

DUT Configuration			
Mode:	802.11ac VHT20	Duty Cycle (%):	-
Modulation Coding Scheme:	MCS2x1	DCCF (dB):	-
Antenna Configuration:	TxBF	Peak Antenna Gain (dBi):	-
Active Port(s):	A+B (Core 0 + Core 1)	Active Chain(s):	0+1

Test Frequency (MHz)	26 dB Bandwidth (MHz)				Limit (kHz)
	A	B	C	D	
5500	20.460	21.240	-	-	-
5580	20.940	20.280	-	-	-
5700	21.480	20.400	-	-	-
5720	15.500	15.020	-	-	-

Table 241 - 26 dB Bandwidth Results

Test Frequency (MHz)	99% Bandwidth (MHz)				Limit (kHz)
	A	B	C	D	
5500	17.760	17.820	-	-	-
5580	17.760	17.760	-	-	-
5700	17.880	17.700	-	-	-
5720	13.700	13.880	-	-	-

Table 242 - 99% Bandwidth Results

Test Configuration			
Frequency Range:	5.470-5.725 GHz	Band:	U-NII-2C
Limit Clause(s):	-	Test Method(s):	C63.10 6.9.3 C63.10 12.5.2
Additional Reference(s):	-		

DUT Configuration			
Mode:	802.11ac VHT40	Duty Cycle (%):	-
Modulation Coding Scheme:	MCS2x1	DCCF (dB):	-
Antenna Configuration:	TxBF	Peak Antenna Gain (dBi):	-
Active Port(s):	A+B (Core 0 + Core 1)	Active Chain(s):	0+1

Test Frequency (MHz)	26 dB Bandwidth (MHz)				Limit (kHz)
	A	B	C	D	
5510	43.680	42.840	-	-	-
5550	41.520	40.920	-	-	-
5670	42.600	42.240	-	-	-
5710	35.600	35.600	-	-	-

Table 243 - 26 dB Bandwidth Results

Test Frequency (MHz)	99% Bandwidth (MHz)				Limit (kHz)
	A	B	C	D	
5510	36.600	36.720	-	-	-
5550	36.240	36.720	-	-	-
5670	36.600	36.600	-	-	-
5710	32.800	33.100	-	-	-

Table 244 - 99% Bandwidth Results

Test Configuration			
Frequency Range:	5.470-5.725 GHz	Band:	U-NII-2C
Limit Clause(s):	-	Test Method(s):	C63.10 6.9.3 C63.10 12.5.2
Additional Reference(s):	-		

DUT Configuration			
Mode:	802.11ac VHT80	Duty Cycle (%):	-
Modulation Coding Scheme:	MCS2x1	DCCF (dB):	-
Antenna Configuration:	TxBF	Peak Antenna Gain (dBi):	-
Active Port(s):	A+B (Core 0 + Core 1)	Active Chain(s):	0+1

Test Frequency (MHz)	26 dB Bandwidth (MHz)				Limit (kHz)
	A	B	C	D	
5530	83.160	82.940	-	-	-
5610	83.600	87.340	-	-	-
5690	76.140	75.700	-	-	-

Table 245 - 26 dB Bandwidth Results

Test Frequency (MHz)	99% Bandwidth (MHz)				Limit (kHz)
	A	B	C	D	
5530	75.680	75.680	-	-	-
5610	75.680	75.900	-	-	-
5690	72.400	72.400	-	-	-

Table 246 - 99% Bandwidth Results

Test Configuration			
Frequency Range:	5.725-5.850 GHz	Band:	U-NII-3
Limit Clause(s):	15.407(e)	Test Method(s):	C63.10 6.9.3 789033 D02 v02r01 II.C.2.
Additional Reference(s):	-		

DUT Configuration			
Mode:	802.11ac VHT20	Duty Cycle (%):	-
Modulation Coding Scheme:	MCS2x1	DCCF (dB):	-
Antenna Configuration:	TxBF	Peak Antenna Gain (dBi):	-
Active Port(s):	A+B (Core 0 + Core 1)	Active Chain(s):	0+1

Test Frequency (MHz)	6 dB Bandwidth (MHz)				Limit (kHz)
	A	B	C	D	
5720	3.880	3.880	-	-	≥500.0
5745	17.700	16.800	-	-	≥500.0
5785	16.380	17.700	-	-	≥500.0
5825	17.460	17.460	-	-	≥500.0

Table 247 - 6 dB Bandwidth Results

Test Frequency (MHz)	99% Bandwidth (MHz)				Limit (kHz)
	A	B	C	D	
5720	4.180	4.180	-	-	-
5745	17.640	17.820	-	-	-
5785	17.760	17.820	-	-	-
5825	17.880	17.760	-	-	-

Table 248 - 99% Bandwidth Results

Test Configuration			
Frequency Range:	5.725-5.850 GHz	Band:	U-NII-3
Limit Clause(s):	15.407(e)	Test Method(s):	C63.10 6.9.3 789033 D02 v02r01 II.C.2.
Additional Reference(s):	-		

DUT Configuration			
Mode:	802.11ac VHT40	Duty Cycle (%):	-
Modulation Coding Scheme:	MCS2x1	DCCF (dB):	-
Antenna Configuration:	TxBF	Peak Antenna Gain (dBi):	-
Active Port(s):	A+B (Core 0 + Core 1)	Active Chain(s):	0+1

Test Frequency (MHz)	6 dB Bandwidth (MHz)				Limit (kHz)
	A	B	C	D	
5710	3.200	3.300	-	-	≥500.0
5755	35.640	35.760	-	-	≥500.0
5795	36.240	35.400	-	-	≥500.0

Table 249 - 6 dB Bandwidth Results

Test Frequency (MHz)	99% Bandwidth (MHz)				Limit (kHz)
	A	B	C	D	
5710	4.400	4.400	-	-	-
5755	36.360	36.600	-	-	-
5795	36.480	36.960	-	-	-

Table 250 - 99% Bandwidth Results

Test Configuration			
Frequency Range:	5.725-5.850 GHz	Band:	U-NII-3
Limit Clause(s):	15.407(e)	Test Method(s):	C63.10 6.9.3 789033 D02 v02r01 II.C.2.
Additional Reference(s):	-		

DUT Configuration			
Mode:	802.11ac VHT80	Duty Cycle (%):	-
Modulation Coding Scheme:	MCS2x1	DCCF (dB):	-
Antenna Configuration:	TxBF	Peak Antenna Gain (dBi):	-
Active Port(s):	A+B (Core 0 + Core 1)	Active Chain(s):	0+1

Test Frequency (MHz)	6 dB Bandwidth (MHz)				Limit (kHz)
	A	B	C	D	
5690	3.500	3.500	-	-	≥500.0
5775	76.120	76.560	-	-	≥500.0

Table 251 - 6 dB Bandwidth Results

Test Frequency (MHz)	99% Bandwidth (MHz)				Limit (kHz)
	A	B	C	D	
5690	5.480	4.820	-	-	-
5775	75.680	75.680	-	-	-

Table 252 - 99% Bandwidth Results

FCC Part 15E, Limit Clause 15.407

5150 MHz to 5250 MHz: None specified.
5250 MHz to 5350 MHz: None specified.
5470 MHz to 5725 MHz: None specified.
5725 MHz to 5850 MHz: > 500 kHz.

2.2.7 Test Location and Test Equipment Used

This test was carried out in RF Chamber 18 and SAR Chamber 2.

Instrument	Manufacturer	Type No.	TE No.	Calibration Period (months)	Calibration Expiry Date
True RMS Multimeter	Fluke	79 Series III	411	12	12-Jan-2025
Hygrometer	Rotronic	Hygropalm 0	3028	12	12-Aug-2025
Hygrometer	Rotronic	I-1000	3068	12	07-Nov-2024
1800-6000 MHz Power Splitter	Mini-Circuits	ZN2PD-63-S+	4055	-	O/P Mon
1 MHz / 10 MHz reference	Quartzlock	E10-X	4973	12	03-Sep-2025
AC Programmable Power Supply	iTech	IT7324	5226	-	O/P Mon
MXA Signal Analyser	Keysight Technologies	N9020B	5528	24	18-Sep-2025
Digital Multimeter	Fluke	115	6145	12	06-Jun-2025
Cable (SMA to SMA 3m)	Junkosha	MWX221-03000AMSAMS/A	6317	12	23-May-2025
Signal Conditioning Unit	TUV SUD	SPECTRUM_SCU001	6350	12	02-Aug-2025
MXA Signal Analyser	Keysight Technologies	N9020B	6419	24	28-Feb-2025
Directional Coupler 2-8GHz	RF-Lambda	RFDC2G8G10	6447	-	O/P Mon
Directional Coupler 2-8GHz	RF-Lambda	RFDC2G8G10	6448	-	O/P Mon
Signal Conditioning Unit	TUV SUD	SPECTRUM_SCU001	6517	12	22-Feb-2025
SCU Cable Assembly	TUV SUD	SPECTRUM_SCU_CA	6526	12	22-Feb-2025
SCU Cable Assembly	TUV SUD	SPECTRUM_SCU_CA	6527	12	05-Mar-2025
SCU Cable Assembly	TUV SUD	SPECTRUM_SCU_CA	6530	12	16-Feb-2025
SCU Cable Assembly	TUV SUD	SPECTRUM_SCU_CA	6638	12	02-Aug-2025
SCU Cable Assembly	TUV SUD	SPECTRUM_SCU_CA	6639	12	02-Aug-2025
AC Programmable Power Supply	iTech	IT7324	6665	-	O/P Mon
WiFi 6E Tri-Band Gaming Router	Asus	GT-AXE110000	6694	-	TU

Table 253

TU - Traceability Unscheduled
O/P Mon - Output Monitored using calibrated equipment

2.3 Maximum Conducted Output Power

2.3.1 Specification Reference

FCC 47 CFR Part 15E, Clause 15.407 (a)

2.3.2 Equipment Under Test and Modification State

A3403, S/N: M7J9X1XPGD - Modification State 0
A3403, S/N: MFC9RJC40F - Modification State 0

2.3.3 Date of Test

25-September-2024 to 07-October-2024

2.3.4 Test Method

The test was performed in accordance with ANSI C63.10 2020 clause 12.4.3.1 for FCC measurements.

MIMO output port summing was performed in accordance with KDB 662911 D01.

The EUT has equal conducted powers on all ports for each mode of operation, but unequal antenna gains. Therefore, for SISO and 2TX MIMO modes the EUT was tested on the ports with the highest antenna gain combinations which would result in the highest EIRP output power.

For the CDD results the directional gain was calculated in accordance with clause F)2)f)(ii) using the calculations from F)2)f)(i) with worst-case individual gain and an array gain of zero.

For SDM modes Directional Gain was calculated in accordance with clause F)2)d)(ii).

For transmit beamforming (TxBF) mode it was calculated in accordance with clause F)2)d)(i).

2.3.5 Environmental Conditions

Ambient Temperature	20.9 - 21.5 °C
Relative Humidity	51.2 - 58.6 %

2.3.6 Test Results

5 GHz WLAN

SISO

Test Configuration			
Frequency Range:	5.150-5.250 GHz	Band:	U-NII-1
Limit Clause(s):	15.407 (a)(1)(iv)	Test Method(s):	C63.10 12.4.3.2
Additional Reference(s):	-		

DUT Configuration			
Mode:	802.11a	Duty Cycle (%):	98.3
Data Rate:	12 Mbps	DCCF (dB):	-
Antenna Configuration:	SISO	Peak Antenna Gain (dBi):	5.70
Active Port(s):	A (Core 0)	Active Chain(s):	0

Test Frequency (MHz)	Maximum Conducted Output Power (dBm)					Limit (dBm)	Margin (dB)
	A	B	C	D	∑		
5180	19.01	-	-	-	19.01	24.00	-4.99
5220	19.56	-	-	-	19.56	24.00	-4.44
5240	19.57	-	-	-	19.57	24.00	-4.43

Table 254 - FCC Maximum Conducted (average) Output Power Results

Test Configuration			
Frequency Range:	5.150-5.250 GHz	Band:	U-NII-1
Limit Clause(s):	15.407 (a)(1)(iv)	Test Method(s):	C63.10 12.4.3.2
Additional Reference(s):	-		

DUT Configuration			
Mode:	802.11n HT20	Duty Cycle (%):	97.5
Modulation Coding Scheme:	MCS2	DCCF (dB):	-
Antenna Configuration:	SISO	Peak Antenna Gain (dBi):	5.70
Active Port(s):	A (Core 0)	Active Chain(s):	0

Test Frequency (MHz)	Maximum Conducted Output Power (dBm)					Limit (dBm)	Margin (dB)
	A	B	C	D	∑		
5180	18.91	-	-	-	18.91	24.00	-5.09
5220	19.74	-	-	-	19.74	24.00	-4.26
5240	19.68	-	-	-	19.68	24.00	-4.32

Table 255 - FCC Maximum Conducted (average) Output Power Results

Test Configuration			
Frequency Range:	5.150-5.250 GHz	Band:	U-NII-1
Limit Clause(s):	15.407 (a)(1)(iv)	Test Method(s):	C63.10 12.4.3.2
Additional Reference(s):	-		

DUT Configuration			
Mode:	802.11n HT40	Duty Cycle (%):	95.9
Modulation Coding Scheme:	MCS2	DCCF (dB):	-
Antenna Configuration:	SISO	Peak Antenna Gain (dBi):	5.70
Active Port(s):	A (Core 0)	Active Chain(s):	0

Test Frequency (MHz)	Maximum Conducted Output Power (dBm)					Limit (dBm)	Margin (dB)
	A	B	C	D	∑		
5190	17.05	-	-	-	17.05	24.00	-6.95
5230	20.86	-	-	-	20.86	24.00	-3.14

Table 256 - FCC Maximum Conducted (average) Output Power Results

Test Configuration			
Frequency Range:	5.150-5.250 GHz	Band:	U-NII-1
Limit Clause(s):	15.407 (a)(1)(iv)	Test Method(s):	C63.10 12.4.3.2
Additional Reference(s):	-		

DUT Configuration			
Mode:	802.11ac VHT80	Duty Cycle (%):	92.8
Modulation Coding Scheme:	MCS2x1	DCCF (dB):	-
Antenna Configuration:	SISO	Peak Antenna Gain (dBi):	5.70
Active Port(s):	A (Core 0)	Active Chain(s):	0

Test Frequency (MHz)	Maximum Conducted Output Power (dBm)					Limit (dBm)	Margin (dB)
	A	B	C	D	∑		
5210	16.90	-	-	-	16.90	24.00	-7.10

Table 257 - FCC Maximum Conducted (average) Output Power Results

Test Configuration			
Frequency Range:	5.150-5.250 GHz	Band:	U-NII-1
Limit Clause(s):	15.407 (a)(1)(iv)	Test Method(s):	C63.10 12.4.2.4
Additional Reference(s):	-		
Note(s):	Straddle channel power was measured using the appropriate SA test method. DCCF was added to the spectrum analyser reference level offset.		

DUT Configuration			
Mode:	802.11ac VHT160	Duty Cycle (%):	88.5
Modulation Coding Scheme:	MCS2x1	DCCF (dB):	0.53
Antenna Configuration:	SISO	Peak Antenna Gain (dBi):	5.70
Active Port(s):	A (Core 0)	Active Chain(s):	0

Test Frequency (MHz)	Maximum Conducted Output Power (dBm)					Limit (dBm)	Margin (dB)
	A	B	C	D	∑		
5250	9.32	-	-	-	9.32	24.00	-14.68

Table 258 - FCC Maximum Conducted (average) Output Power Results

Test Configuration			
Frequency Range:	5.150-5.250 GHz	Band:	U-NII-1
Limit Clause(s):	15.407 (a)(1)(iv)	Test Method(s):	C63.10 12.4.3.2
Additional Reference(s):	-		

DUT Configuration			
Mode:	802.11ax HE20 SU	Duty Cycle (%):	97.1
Modulation Coding Scheme:	MCS2x1	DCCF (dB):	-
Antenna Configuration:	SISO	Peak Antenna Gain (dBi):	5.70
Active Port(s):	A (Core 0)	Active Chain(s):	0

Test Frequency (MHz)	Maximum Conducted Output Power (dBm)					Limit (dBm)	Margin (dB)
	A	B	C	D	∑		
5180	19.10	-	-	-	19.10	24.00	-4.90
5220	19.69	-	-	-	19.69	24.00	-4.31
5240	19.92	-	-	-	19.92	24.00	-4.08

Table 259 - FCC Maximum Conducted (average) Output Power Results

Test Configuration			
Frequency Range:	5.150-5.250 GHz	Band:	U-NII-1
Limit Clause(s):	15.407 (a)(1)(iv)	Test Method(s):	C63.10 12.4.3.2
Additional Reference(s):	-		

DUT Configuration			
Mode:	802.11ax HE40 SU	Duty Cycle (%):	97.2
Modulation Coding Scheme:	MCS2x1	DCCF (dB):	-
Antenna Configuration:	SISO	Peak Antenna Gain (dBi):	5.70
Active Port(s):	A (Core 0)	Active Chain(s):	0

Test Frequency (MHz)	Maximum Conducted Output Power (dBm)					Limit (dBm)	Margin (dB)
	A	B	C	D	∑		
5190	17.18	-	-	-	17.18	24.00	-6.82
5230	20.41	-	-	-	20.41	24.00	-3.59

Table 260 - FCC Maximum Conducted (average) Output Power Results

Test Configuration			
Frequency Range:	5.150-5.250 GHz	Band:	U-NII-1
Limit Clause(s):	15.407 (a)(1)(iv)	Test Method(s):	C63.10 12.4.3.2
Additional Reference(s):	-		

DUT Configuration			
Mode:	802.11ax HE80 SU	Duty Cycle (%):	96.7
Modulation Coding Scheme:	MCS2x1	DCCF (dB):	-
Antenna Configuration:	SISO	Peak Antenna Gain (dBi):	5.70
Active Port(s):	A (Core 0)	Active Chain(s):	0

Test Frequency (MHz)	Maximum Conducted Output Power (dBm)					Limit (dBm)	Margin (dB)
	A	B	C	D	∑		
5210	17.10	-	-	-	17.10	24.00	-6.90

Table 261 - FCC Maximum Conducted (average) Output Power Results

Test Configuration			
Frequency Range:	5.150-5.250 GHz	Band:	U-NII-1
Limit Clause(s):	15.407 (a)(1)(iv)	Test Method(s):	C63.10 12.4.2.4
Additional Reference(s):	-		
Note(s):	Straddle channel power was measured using the appropriate SA test method. DCCF was added to the spectrum analyser reference level offset.		

DUT Configuration			
Mode:	802.11ax HE160 SU	Duty Cycle (%):	94.6
Modulation Coding Scheme:	MCS2x1	DCCF (dB):	0.24
Antenna Configuration:	SISO	Peak Antenna Gain (dBi):	5.70
Active Port(s):	A (Core 0)	Active Chain(s):	0

Test Frequency (MHz)	Maximum Conducted Output Power (dBm)					Limit (dBm)	Margin (dB)
	A	B	C	D	∑		
5250	9.96	-	-	-	9.96	24.00	-14.04

Table 262 - FCC Maximum Conducted (average) Output Power Results

Test Configuration			
Frequency Range:	5.250-5.350 GHz	Band:	U-NII-2A
Limit Clause(s):	15.407 (a)(2)	Test Method(s):	C63.10 12.4.3.2
Additional Reference(s):	-		

DUT Configuration			
Mode:	802.11a	Duty Cycle (%):	97.8
Data Rate:	12 Mbps	DCCF (dB):	-
Antenna Configuration:	SISO	Peak Antenna Gain (dBi):	5.70
Active Port(s):	A (Core 0)	Active Chain(s):	0

Test Frequency (MHz)	Minimum 26 dB Bandwidth (MHz)	Maximum Conducted Output Power (dBm)					Limit (dBm)	Margin (dB)
		A	B	C	D	∑		
5260	20.700	19.54	-	-	-	19.54	24.00	-4.46
5300	20.760	19.65	-	-	-	19.65	24.00	-4.35
5320	21.480	18.76	-	-	-	18.76	24.00	-5.24

Table 263 - FCC Maximum Conducted (average) Output Power Results

Test Configuration			
Frequency Range:	5.250-5.350 GHz	Band:	U-NII-2A
Limit Clause(s):	15.407 (a)(2)	Test Method(s):	C63.10 12.4.3.2
Additional Reference(s):	-		

DUT Configuration			
Mode:	802.11n HT20	Duty Cycle (%):	96.9
Modulation Coding Scheme:	MCS2	DCCF (dB):	-
Antenna Configuration:	SISO	Peak Antenna Gain (dBi):	5.70
Active Port(s):	A (Core 0)	Active Chain(s):	0

Test Frequency (MHz)	Minimum 26 dB Bandwidth (MHz)	Maximum Conducted Output Power (dBm)					Limit (dBm)	Margin (dB)
		A	B	C	D	∑		
5260	21.120	19.68	-	-	-	19.68	24.00	-4.32
5300	21.060	19.77	-	-	-	19.77	24.00	-4.23
5320	22.560	18.59	-	-	-	18.59	24.00	-5.41

Table 264 - FCC Maximum Conducted (average) Output Power Results

Test Configuration			
Frequency Range:	5.250-5.350 GHz	Band:	U-NII-2A
Limit Clause(s):	15.407 (a)(2)	Test Method(s):	C63.10 12.4.3.2
Additional Reference(s):	-		

DUT Configuration			
Mode:	802.11n HT40	Duty Cycle (%):	94.5
Modulation Coding Scheme:	MCS2	DCCF (dB):	-
Antenna Configuration:	SISO	Peak Antenna Gain (dBi):	5.70
Active Port(s):	A (Core 0)	Active Chain(s):	0

Test Frequency (MHz)	Minimum 26 dB Bandwidth (MHz)	Maximum Conducted Output Power (dBm)					Limit (dBm)	Margin (dB)
		A	B	C	D	∑		
5270	41.640	20.26	-	-	-	20.26	24.00	-3.74
5310	42.840	15.20	-	-	-	15.20	24.00	-8.80

Table 265 - FCC Maximum Conducted (average) Output Power Results

Test Configuration			
Frequency Range:	5.250-5.350 GHz	Band:	U-NII-2A
Limit Clause(s):	15.407 (a)(2)	Test Method(s):	C63.10 12.4.3.2
Additional Reference(s):	-		

DUT Configuration			
Mode:	802.11ac VHT80	Duty Cycle (%):	90.0
Modulation Coding Scheme:	MCS2x1	DCCF (dB):	-
Antenna Configuration:	SISO	Peak Antenna Gain (dBi):	5.70
Active Port(s):	A (Core 0)	Active Chain(s):	0

Test Frequency (MHz)	Minimum 26 dB Bandwidth (MHz)	Maximum Conducted Output Power (dBm)					Limit (dBm)	Margin (dB)
		A	B	C	D	∑		
5290	84.480	13.52	-	-	-	13.52	24.00	-10.48

Table 266 - FCC Maximum Conducted (average) Output Power Results

Test Configuration			
Frequency Range:	5.250-5.350 GHz	Band:	U-NII-2A
Limit Clause(s):	15.407 (a)(2)	Test Method(s):	C63.10 12.4.2.4
Additional Reference(s):	-		
Note(s):	Straddle channel power was measured using the appropriate SA test method. DCCF was added to the spectrum analyser reference level offset.		

DUT Configuration			
Mode:	802.11ac VHT160	Duty Cycle (%):	88.5
Modulation Coding Scheme:	MCS2x1	DCCF (dB):	0.53
Antenna Configuration:	SISO	Peak Antenna Gain (dBi):	5.70
Active Port(s):	A (Core 0)	Active Chain(s):	0

Test Frequency (MHz)	Minimum 26 dB Bandwidth (MHz)	Maximum Conducted Output Power (dBm)					Limit (dBm)	Margin (dB)
		A	B	C	D	∑		
5250	83.160	9.91	-	-	-	9.91	24.00	-14.09

Table 267 - FCC Maximum Conducted (average) Output Power Results

Test Configuration			
Frequency Range:	5.250-5.350 GHz	Band:	U-NII-2A
Limit Clause(s):	15.407 (a)(2)	Test Method(s):	C63.10 12.4.3.2
Additional Reference(s):	-		

DUT Configuration			
Mode:	802.11ax HE20 SU	Duty Cycle (%):	96.6
Modulation Coding Scheme:	MCS2x1	DCCF (dB):	-
Antenna Configuration:	SISO	Peak Antenna Gain (dBi):	5.70
Active Port(s):	A (Core 0)	Active Chain(s):	0

Test Frequency (MHz)	Minimum 26 dB Bandwidth (MHz)	Maximum Conducted Output Power (dBm)					Limit (dBm)	Margin (dB)
		A	B	C	D	∑		
5260	21.000	19.80	-	-	-	19.80	24.00	-4.20
5300	21.180	19.82	-	-	-	19.82	24.00	-4.18
5320	21.900	18.31	-	-	-	18.31	24.00	-5.69

Table 268 - FCC Maximum Conducted (average) Output Power Results

Test Configuration			
Frequency Range:	5.250-5.350 GHz	Band:	U-NII-2A
Limit Clause(s):	15.407 (a)(2)	Test Method(s):	C63.10 12.4.3.2
Additional Reference(s):	-		

DUT Configuration			
Mode:	802.11ax HE40 SU	Duty Cycle (%):	96.2
Modulation Coding Scheme:	MCS2x1	DCCF (dB):	-
Antenna Configuration:	SISO	Peak Antenna Gain (dBi):	5.70
Active Port(s):	A (Core 0)	Active Chain(s):	0

Test Frequency (MHz)	Minimum 26 dB Bandwidth (MHz)	Maximum Conducted Output Power (dBm)					Limit (dBm)	Margin (dB)
		A	B	C	D	∑		
5270	41.640	19.94	-	-	-	19.94	24.00	-4.06
5310	42.480	15.33	-	-	-	15.33	24.00	-8.67

Table 269 - FCC Maximum Conducted (average) Output Power Results

Test Configuration			
Frequency Range:	5.250-5.350 GHz	Band:	U-NII-2A
Limit Clause(s):	15.407 (a)(2)	Test Method(s):	C63.10 12.4.3.2
Additional Reference(s):	-		

DUT Configuration			
Mode:	802.11ax HE80 SU	Duty Cycle (%):	96.5
Modulation Coding Scheme:	MCS2x1	DCCF (dB):	-
Antenna Configuration:	SISO	Peak Antenna Gain (dBi):	5.70
Active Port(s):	A (Core 0)	Active Chain(s):	0

Test Frequency (MHz)	Minimum 26 dB Bandwidth (MHz)	Maximum Conducted Output Power (dBm)					Limit (dBm)	Margin (dB)
		A	B	C	D	∑		
5290	83.380	13.23	-	-	-	13.23	24.00	-10.77

Table 270 - FCC Maximum Conducted (average) Output Power Results

Test Configuration			
Frequency Range:	5.250-5.350 GHz	Band:	U-NII-2A
Limit Clause(s):	15.407 (a)(2)	Test Method(s):	C63.10 12.4.2.4
Additional Reference(s):	-		
Note(s):	Straddle channel power was measured using the appropriate SA test method. DCCF was added to the spectrum analyser reference level offset.		

DUT Configuration			
Mode:	802.11ax HE160 SU	Duty Cycle (%):	94.6
Modulation Coding Scheme:	MCS2x1	DCCF (dB):	0.24
Antenna Configuration:	SISO	Peak Antenna Gain (dBi):	5.70
Active Port(s):	A (Core 0)	Active Chain(s):	0

Test Frequency (MHz)	Minimum 26 dB Bandwidth (MHz)	Maximum Conducted Output Power (dBm)					Limit (dBm)	Margin (dB)
		A	B	C	D	∑		
5250	83.160	10.49	-	-	-	10.49	24.00	-13.51

Table 271 - FCC Maximum Conducted (average) Output Power Results

Test Configuration			
Frequency Range:	5.470-5.725 GHz	Band:	U-NII-2C
Limit Clause(s):	15.407 (a)(2)	Test Method(s):	C63.10 12.4.2.4 C63.10 12.4.3.2
Additional Reference(s):	-		
Note(s):	Straddle channel power was measured using the appropriate SA test method. DCCF was added to the spectrum analyser reference level offset.		

DUT Configuration			
Mode:	802.11a	Duty Cycle (%):	97.7
Data Rate:	12 Mbps	DCCF (dB):	0.10
Antenna Configuration:	SISO	Peak Antenna Gain (dBi):	4.50
Active Port(s):	A (Core 0)	Active Chain(s):	0

Test Frequency (MHz)	Minimum 26 dB Bandwidth (MHz)	Maximum Conducted Output Power (dBm)					Limit (dBm)	Margin (dB)
		A	B	C	D	∑		
5500	21.420	18.79	-	-	-	18.79	24.00	-5.21
5580	20.760	19.69	-	-	-	19.69	24.00	-4.31
5700	21.360	18.86	-	-	-	18.86	24.00	-5.14
5720	15.380	19.28	-	-	-	19.28	22.87	-3.59

Table 272 - FCC Maximum Conducted (average) Output Power Results

Test Configuration			
Frequency Range:	5.470-5.725 GHz	Band:	U-NII-2C
Limit Clause(s):	15.407 (a)(2)	Test Method(s):	C63.10 12.4.2.4 C63.10 12.4.3.2
Additional Reference(s):	-		
Note(s):	Straddle channel power was measured using the appropriate SA test method. DCCF was added to the spectrum analyser reference level offset.		

DUT Configuration			
Mode:	802.11n HT20	Duty Cycle (%):	96.7
Modulation Coding Scheme:	MCS2	DCCF (dB):	0.15
Antenna Configuration:	SISO	Peak Antenna Gain (dBi):	4.50
Active Port(s):	A (Core 0)	Active Chain(s):	0

Test Frequency (MHz)	Minimum 26 dB Bandwidth (MHz)	Maximum Conducted Output Power (dBm)					Limit (dBm)	Margin (dB)
		A	B	C	D	∑		
5500	22.080	18.87	-	-	-	18.87	24.00	-5.13
5580	21.000	19.88	-	-	-	19.88	24.00	-4.12
5700	21.480	18.48	-	-	-	18.48	24.00	-5.52
5720	15.560	19.20	-	-	-	19.20	22.92	-3.72

Table 273 - FCC Maximum Conducted (average) Output Power Results

Test Configuration			
Frequency Range:	5.470-5.725 GHz	Band:	U-NII-2C
Limit Clause(s):	15.407 (a)(2)	Test Method(s):	C63.10 12.4.2.4 C63.10 12.4.3.2
Additional Reference(s):	-		
Note(s):	Straddle channel power was measured using the appropriate SA test method. DCCF was added to the spectrum analyser reference level offset.		

DUT Configuration			
Mode:	802.11n HT40	Duty Cycle (%):	94.2
Modulation Coding Scheme:	MCS2	DCCF (dB):	0.26
Antenna Configuration:	SISO	Peak Antenna Gain (dBi):	4.50
Active Port(s):	A (Core 0)	Active Chain(s):	0

Test Frequency (MHz)	Minimum 26 dB Bandwidth (MHz)	Maximum Conducted Output Power (dBm)					Limit (dBm)	Margin (dB)
		A	B	C	D	∑		
5510	43.200	16.80	-	-	-	16.80	24.00	-7.20
5550	41.640	20.57	-	-	-	20.57	24.00	-3.43
5670	42.960	19.64	-	-	-	19.64	24.00	-4.36
5710	35.880	21.19	-	-	-	21.19	24.00	-2.81

Table 274 - FCC Maximum Conducted (average) Output Power Results

Test Configuration			
Frequency Range:	5.470-5.725 GHz	Band:	U-NII-2C
Limit Clause(s):	15.407 (a)(2)	Test Method(s):	C63.10 12.4.2.4 C63.10 12.4.3.2
Additional Reference(s):	-		
Note(s):	Straddle channel power was measured using the appropriate SA test method. DCCF was added to the spectrum analyser reference level offset.		

DUT Configuration			
Mode:	802.11ac VHT80	Duty Cycle (%):	89.6
Modulation Coding Scheme:	MCS2x1	DCCF (dB):	0.48
Antenna Configuration:	SISO	Peak Antenna Gain (dBi):	4.50
Active Port(s):	A (Core 0)	Active Chain(s):	0

Test Frequency (MHz)	Minimum 26 dB Bandwidth (MHz)	Maximum Conducted Output Power (dBm)					Limit (dBm)	Margin (dB)
		A	B	C	D	∑		
5530	84.040	14.82	-	-	-	14.82	24.00	-9.18
5610	89.320	21.44	-	-	-	21.44	24.00	-2.56
5690	75.920	21.32	-	-	-	21.32	24.00	-2.68

Table 275 - FCC Maximum Conducted (average) Output Power Results

Test Configuration			
Frequency Range:	5.470-5.725 GHz	Band:	U-NII-2C
Limit Clause(s):	15.407 (a)(2)	Test Method(s):	C63.10 12.4.3.2
Additional Reference(s):	-		

DUT Configuration			
Mode:	802.11ac VHT160	Duty Cycle (%):	85.3
Modulation Coding Scheme:	MCS2x1	DCCF (dB):	-
Antenna Configuration:	SISO	Peak Antenna Gain (dBi):	4.50
Active Port(s):	A (Core 0)	Active Chain(s):	0

Test Frequency (MHz)	Minimum 26 dB Bandwidth (MHz)	Maximum Conducted Output Power (dBm)					Limit (dBm)	Margin (dB)
		A	B	C	D	∑		
5570	165.900	12.13	-	-	-	12.13	24.00	-11.87

Table 276 - FCC Maximum Conducted (average) Output Power Results

Test Configuration			
Frequency Range:	5.470-5.725 GHz	Band:	U-NII-2C
Limit Clause(s):	15.407 (a)(2)	Test Method(s):	C63.10 12.4.2.4 C63.10 12.4.3.2
Additional Reference(s):	-		
Note(s):	Straddle channel power was measured using the appropriate SA test method. DCCF was added to the spectrum analyser reference level offset.		

DUT Configuration			
Mode:	802.11ax HE20 SU	Duty Cycle (%):	96.0
Modulation Coding Scheme:	MCS2x1	DCCF (dB):	0.18
Antenna Configuration:	SISO	Peak Antenna Gain (dBi):	4.50
Active Port(s):	A (Core 0)	Active Chain(s):	0

Test Frequency (MHz)	Minimum 26 dB Bandwidth (MHz)	Maximum Conducted Output Power (dBm)					Limit (dBm)	Margin (dB)
		A	B	C	D	∑		
5500	21.960	17.91	-	-	-	17.91	24.00	-6.09
5580	21.060	19.67	-	-	-	19.67	24.00	-4.33
5700	22.020	15.32	-	-	-	15.32	24.00	-8.68
5720	15.500	18.99	-	-	-	18.99	22.90	-3.92

Table 277 - FCC Maximum Conducted (average) Output Power Results

Test Configuration			
Frequency Range:	5.470-5.725 GHz	Band:	U-NII-2C
Limit Clause(s):	15.407 (a)(2)	Test Method(s):	C63.10 12.4.2.4 C63.10 12.4.3.2
Additional Reference(s):	-		
Note(s):	Straddle channel power was measured using the appropriate SA test method. DCCF was added to the spectrum analyser reference level offset.		

DUT Configuration			
Mode:	802.11ax HE40 SU	Duty Cycle (%):	96.0
Modulation Coding Scheme:	MCS2x1	DCCF (dB):	0.18
Antenna Configuration:	SISO	Peak Antenna Gain (dBi):	4.50
Active Port(s):	A (Core 0)	Active Chain(s):	0

Test Frequency (MHz)	Minimum 26 dB Bandwidth (MHz)	Maximum Conducted Output Power (dBm)					Limit (dBm)	Margin (dB)
		A	B	C	D	∑		
5510	43.680	16.61	-	-	-	16.61	24.00	-7.39
5550	41.640	19.09	-	-	-	19.09	24.00	-4.91
5590	41.400	21.21	-	-	-	21.21	24.00	-2.79
5670	45.240	19.21	-	-	-	19.21	24.00	-4.79
5710	35.760	21.05	-	-	-	21.05	24.00	-2.95

Table 278 - FCC Maximum Conducted (average) Output Power Results

Test Configuration			
Frequency Range:	5.470-5.725 GHz	Band:	U-NII-2C
Limit Clause(s):	15.407 (a)(2)	Test Method(s):	C63.10 12.4.2.4 C63.10 12.4.3.2
Additional Reference(s):	-		
Note(s):	Straddle channel power was measured using the appropriate SA test method. DCCF was added to the spectrum analyser reference level offset.		

DUT Configuration			
Mode:	802.11ax HE80 SU	Duty Cycle (%):	95.7
Modulation Coding Scheme:	MCS2x1	DCCF (dB):	0.19
Antenna Configuration:	SISO	Peak Antenna Gain (dBi):	4.50
Active Port(s):	A (Core 0)	Active Chain(s):	0

Test Frequency (MHz)	Minimum 26 dB Bandwidth (MHz)	Maximum Conducted Output Power (dBm)					Limit (dBm)	Margin (dB)
		A	B	C	D	∑		
5530	83.600	14.09	-	-	-	14.09	24.00	-9.91
5610	85.140	20.55	-	-	-	20.55	24.00	-3.45
5690	76.140	21.28	-	-	-	21.28	24.00	-2.72

Table 279 - FCC Maximum Conducted (average) Output Power Results

Test Configuration			
Frequency Range:	5.470-5.725 GHz	Band:	U-NII-2C
Limit Clause(s):	15.407 (a)(2)	Test Method(s):	C63.10 12.4.3.2
Additional Reference(s):	-		

DUT Configuration			
Mode:	802.11ax HE160 SU	Duty Cycle (%):	93.2
Modulation Coding Scheme:	MCS2x1	DCCF (dB):	-
Antenna Configuration:	SISO	Peak Antenna Gain (dBi):	4.50
Active Port(s):	A (Core 0)	Active Chain(s):	0

Test Frequency (MHz)	Minimum 26 dB Bandwidth (MHz)	Maximum Conducted Output Power (dBm)					Limit (dBm)	Margin (dB)
		A	B	C	D	∑		
5570	165.900	11.60	-	-	-	11.60	24.00	-12.40

Table 280 - FCC Maximum Conducted (average) Output Power Results

Test Configuration			
Frequency Range:	5.725-5.850 GHz	Band:	U-NII-3
Limit Clause(s):	15.407 (a)(3)	Test Method(s):	C63.10 12.4.2.4 C63.10 12.4.3.2
Additional Reference(s):	-		
Note(s):	Straddle channel power was measured using the appropriate SA test method. DCCF was added to the spectrum analyser reference level offset.		

DUT Configuration			
Mode:	802.11a	Duty Cycle (%):	97.8
Data Rate:	12 Mbps	DCCF (dB):	0.10
Antenna Configuration:	SISO	Peak Antenna Gain (dBi):	5.90
Active Port(s):	A (Core 0)	Active Chain(s):	0

Test Frequency (MHz)	Maximum Conducted Output Power (dBm)					Limit (dBm)	Margin (dB)
	A	B	C	D	∑		
5720	11.79	-	-	-	11.79	30.00	-18.21
5745	21.49	-	-	-	21.49	30.00	-8.51
5785	21.26	-	-	-	21.26	30.00	-8.74
5825	21.38	-	-	-	21.38	30.00	-8.62

Table 281 - Maximum Conducted (average) Output Power Results

Test Configuration			
Frequency Range:	5.725-5.850 GHz	Band:	U-NII-3
Limit Clause(s):	15.407 (a)(3)	Test Method(s):	C63.10 12.4.2.4 C63.10 12.4.3.2
Additional Reference(s):	-		
Note(s):	Straddle channel power was measured using the appropriate SA test method. DCCF was added to the spectrum analyser reference level offset.		

DUT Configuration			
Mode:	802.11n HT20	Duty Cycle (%):	96.9
Modulation Coding Scheme:	MCS2	DCCF (dB):	0.14
Antenna Configuration:	SISO	Peak Antenna Gain (dBi):	5.90
Active Port(s):	A (Core 0)	Active Chain(s):	0

Test Frequency (MHz)	Maximum Conducted Output Power (dBm)					Limit (dBm)	Margin (dB)
	A	B	C	D	∑		
5720	12.25	-	-	-	12.25	30.00	-17.75
5745	21.29	-	-	-	21.29	30.00	-8.71
5785	21.44	-	-	-	21.44	30.00	-8.56
5825	21.27	-	-	-	21.27	30.00	-8.73

Table 282 - Maximum Conducted (average) Output Power Results

Test Configuration			
Frequency Range:	5.725-5.850 GHz	Band:	U-NII-3
Limit Clause(s):	15.407 (a)(3)	Test Method(s):	C63.10 12.4.2.4 C63.10 12.4.3.2
Additional Reference(s):	-		
Note(s):	Straddle channel power was measured using the appropriate SA test method. DCCF was added to the spectrum analyser reference level offset.		

DUT Configuration			
Mode:	802.11n HT40	Duty Cycle (%):	94.4
Modulation Coding Scheme:	MCS2	DCCF (dB):	0.25
Antenna Configuration:	SISO	Peak Antenna Gain (dBi):	5.90
Active Port(s):	A (Core 0)	Active Chain(s):	0

Test Frequency (MHz)	Maximum Conducted Output Power (dBm)					Limit (dBm)	Margin (dB)
	A	B	C	D	∑		
5710	9.62	-	-	-	9.62	30.00	-20.38
5755	21.35	-	-	-	21.35	30.00	-8.65
5795	21.42	-	-	-	21.42	30.00	-8.58

Table 283 - Maximum Conducted (average) Output Power Results

Test Configuration			
Frequency Range:	5.725-5.850 GHz	Band:	U-NII-3
Limit Clause(s):	15.407 (a)(3)	Test Method(s):	C63.10 12.4.2.4 C63.10 12.4.3.2
Additional Reference(s):	-		
Note(s):	Straddle channel power was measured using the appropriate SA test method. DCCF was added to the spectrum analyser reference level offset.		

DUT Configuration			
Mode:	802.11ac VHT80	Duty Cycle (%):	90.2
Modulation Coding Scheme:	MCS2x1	DCCF (dB):	0.45
Antenna Configuration:	SISO	Peak Antenna Gain (dBi):	5.90
Active Port(s):	A (Core 0)	Active Chain(s):	0

Test Frequency (MHz)	Maximum Conducted Output Power (dBm)					Limit (dBm)	Margin (dB)
	A	B	C	D	∑		
5690	6.27	-	-	-	6.27	30.00	-23.73
5775	20.45	-	-	-	20.45	30.00	-9.55

Table 284 - Maximum Conducted (average) Output Power Results

Test Configuration			
Frequency Range:	5.725-5.850 GHz	Band:	U-NII-3
Limit Clause(s):	15.407 (a)(3)	Test Method(s):	C63.10 12.4.2.4 C63.10 12.4.3.2
Additional Reference(s):	-		
Note(s):	Straddle channel power was measured using the appropriate SA test method. DCCF was added to the spectrum analyser reference level offset.		

DUT Configuration			
Mode:	802.11ax HE20 SU	Duty Cycle (%):	96.2
Modulation Coding Scheme:	MCS2x1	DCCF (dB):	0.17
Antenna Configuration:	SISO	Peak Antenna Gain (dBi):	5.90
Active Port(s):	A (Core 0)	Active Chain(s):	0

Test Frequency (MHz)	Maximum Conducted Output Power (dBm)					Limit (dBm)	Margin (dB)
	A	B	C	D	∑		
5720	12.73	-	-	-	12.73	30.00	-17.27
5745	21.39	-	-	-	21.39	30.00	-8.61
5785	21.48	-	-	-	21.48	30.00	-8.52
5825	21.33	-	-	-	21.33	30.00	-8.67

Table 285 - Maximum Conducted (average) Output Power Results

Test Configuration			
Frequency Range:	5.725-5.850 GHz	Band:	U-NII-3
Limit Clause(s):	15.407 (a)(3)	Test Method(s):	C63.10 12.4.2.4 C63.10 12.4.3.2
Additional Reference(s):	-		
Note(s):	Straddle channel power was measured using the appropriate SA test method. DCCF was added to the spectrum analyser reference level offset.		

DUT Configuration			
Mode:	802.11ax HE40 SU	Duty Cycle (%):	96.2
Modulation Coding Scheme:	MCS2x1	DCCF (dB):	0.17
Antenna Configuration:	SISO	Peak Antenna Gain (dBi):	5.90
Active Port(s):	A (Core 0)	Active Chain(s):	0

Test Frequency (MHz)	Maximum Conducted Output Power (dBm)					Limit (dBm)	Margin (dB)
	A	B	C	D	∑		
5710	10.03	-	-	-	10.03	30.00	-19.97
5755	21.27	-	-	-	21.27	30.00	-8.73
5795	21.34	-	-	-	21.34	30.00	-8.66

Table 286 - Maximum Conducted (average) Output Power Results

Test Configuration			
Frequency Range:	5.725-5.850 GHz	Band:	U-NII-3
Limit Clause(s):	15.407 (a)(3)	Test Method(s):	C63.10 12.4.2.4 C63.10 12.4.3.2
Additional Reference(s):	-		
Note(s):	Straddle channel power was measured using the appropriate SA test method. DCCF was added to the spectrum analyser reference level offset.		

DUT Configuration			
Mode:	802.11ax HE80 SU	Duty Cycle (%):	96.0
Modulation Coding Scheme:	MCS2x1	DCCF (dB):	0.18
Antenna Configuration:	SISO	Peak Antenna Gain (dBi):	5.90
Active Port(s):	A (Core 0)	Active Chain(s):	0

Test Frequency (MHz)	Maximum Conducted Output Power (dBm)					Limit (dBm)	Margin (dB)
	A	B	C	D	∑		
5690	6.87	-	-	-	6.87	30.00	-23.13
5775	19.41	-	-	-	19.41	30.00	-10.59

Table 287 - Maximum Conducted (average) Output Power Results

Test Configuration			
Frequency Range:	5.150-5.250 GHz	Band:	U-NII-1
Limit Clause(s):	15.407 (a)(1)(iv)	Test Method(s):	C63.10 12.4.3.2
Additional Reference(s):	-		

DUT Configuration			
Mode:	802.11ax HE20 RU26	Duty Cycle (%):	97.5
Modulation Coding Scheme:	MCS2x1	DCCF (dB):	-
Antenna Configuration:	SISO	Peak Antenna Gain (dBi):	5.70
Active Port(s):	A (Core 0)	Active Chain(s):	0

Test Frequency (MHz)	Maximum Conducted Output Power (dBm)					Limit (dBm)	Margin (dB)
	A	B	C	D	∑		
5180 (RU26.0)	11.82	-	-	-	11.82	24.00	-12.18
5220 (RU26.0)	11.67	-	-	-	11.67	24.00	-12.33
5240 (RU26.8)	11.64	-	-	-	11.64	24.00	-12.36

Table 288 - FCC Maximum Conducted (average) Output Power Results

Test Configuration			
Frequency Range:	5.150-5.250 GHz	Band:	U-NII-1
Limit Clause(s):	15.407 (a)(1)(iv)	Test Method(s):	C63.10 12.4.3.2
Additional Reference(s):	-		

DUT Configuration			
Mode:	802.11ax HE20 RU52	Duty Cycle (%):	97.4
Modulation Coding Scheme:	MCS2x1	DCCF (dB):	-
Antenna Configuration:	SISO	Peak Antenna Gain (dBi):	5.70
Active Port(s):	A (Core 0)	Active Chain(s):	0

Test Frequency (MHz)	Maximum Conducted Output Power (dBm)					Limit (dBm)	Margin (dB)
	A	B	C	D	∑		
5180 (RU52.37)	14.91	-	-	-	14.91	24.00	-9.09
5220 (RU52.37)	14.80	-	-	-	14.80	24.00	-9.20
5240 (RU52.40)	14.53	-	-	-	14.53	24.00	-9.47

Table 289 - FCC Maximum Conducted (average) Output Power Results

Test Configuration			
Frequency Range:	5.150-5.250 GHz	Band:	U-NII-1
Limit Clause(s):	15.407 (a)(1)(iv)	Test Method(s):	C63.10 12.4.3.2
Additional Reference(s):	-		

DUT Configuration			
Mode:	802.11ax HE20 RU106	Duty Cycle (%):	98.4
Modulation Coding Scheme:	MCS2x1	DCCF (dB):	-
Antenna Configuration:	SISO	Peak Antenna Gain (dBi):	5.70
Active Port(s):	A (Core 0)	Active Chain(s):	0

Test Frequency (MHz)	Maximum Conducted Output Power (dBm)					Limit (dBm)	Margin (dB)
	A	B	C	D	∑		
5180 (RU106.53)	15.87	-	-	-	15.87	24.00	-8.13
5220 (RU106.53)	17.99	-	-	-	17.99	24.00	-6.01
5240 (RU106.54)	17.52	-	-	-	17.52	24.00	-6.48

Table 290 - FCC Maximum Conducted (average) Output Power Results

Test Configuration			
Frequency Range:	5.250-5.350 GHz	Band:	U-NII-2A
Limit Clause(s):	15.407 (a)(2)	Test Method(s):	C63.10 12.4.3.2
Additional Reference(s):	-		

DUT Configuration			
Mode:	802.11ax HE20 RU52	Duty Cycle (%):	97.1
Modulation Coding Scheme:	MCS2x1	DCCF (dB):	-
Antenna Configuration:	SISO	Peak Antenna Gain (dBi):	5.70
Active Port(s):	A (Core 0)	Active Chain(s):	0

Test Frequency (MHz)	Minimum 26 dB Bandwidth (MHz)	Maximum Conducted Output Power (dBm)					Limit (dBm)	Margin (dB)
		A	B	C	D	∑		
5260 (RU52.37)	20.040	14.55	-	-	-	14.55	24.00	-9.45
5300 (RU52.37)	20.040	14.81	-	-	-	14.81	24.00	-9.19
5320 (RU52.40)	19.980	14.60	-	-	-	14.60	24.00	-9.40

Table 291 - FCC Maximum Conducted (average) Output Power Results

Test Configuration			
Frequency Range:	5.250-5.350 GHz	Band:	U-NII-2A
Limit Clause(s):	15.407 (a)(2)	Test Method(s):	C63.10 12.4.3.2
Additional Reference(s):	-		

DUT Configuration			
Mode:	802.11ax HE20 RU106	Duty Cycle (%):	97.9
Modulation Coding Scheme:	MCS2x1	DCCF (dB):	-
Antenna Configuration:	SISO	Peak Antenna Gain (dBi):	5.70
Active Port(s):	A (Core 0)	Active Chain(s):	0

Test Frequency (MHz)	Minimum 26 dB Bandwidth (MHz)	Maximum Conducted Output Power (dBm)					Limit (dBm)	Margin (dB)
		A	B	C	D	∑		
5260 (RU106.53)	20.580	17.82	-	-	-	17.82	24.00	-6.18
5300 (RU106.53)	20.460	17.61	-	-	-	17.61	24.00	-6.39
5320 (RU106.54)	20.700	15.22	-	-	-	15.22	24.00	-8.78

Table 292 - FCC Maximum Conducted (average) Output Power Results

Test Configuration			
Frequency Range:	5.470-5.725 GHz	Band:	U-NII-2C
Limit Clause(s):	15.407 (a)(2)	Test Method(s):	C63.10 12.4.2.4 C63.10 12.4.3.2
Additional Reference(s):	-		
Note(s):	Straddle channel power was measured using the appropriate SA test method. DCCF was added to the spectrum analyser reference level offset.		

DUT Configuration			
Mode:	802.11ax HE20 RU52	Duty Cycle (%):	97.0
Modulation Coding Scheme:	MCS2x1	DCCF (dB):	0.13
Antenna Configuration:	SISO	Peak Antenna Gain (dBi):	4.50
Active Port(s):	A (Core 0)	Active Chain(s):	0

Test Frequency (MHz)	Minimum 26 dB Bandwidth (MHz)	Maximum Conducted Output Power (dBm)					Limit (dBm)	Margin (dB)
		A	B	C	D	∑		
5500 (RU52.37)	20.040	14.32	-	-	-	14.32	24.00	-9.68
5580 (RU52.37)	20.040	14.65	-	-	-	14.65	24.00	-9.35
5700 (RU52.40)	20.040	12.02	-	-	-	12.02	24.00	-11.98
5720 (RU52.39)	14.360	14.08	-	-	-	14.08	22.57	-8.49

Table 293 - FCC Maximum Conducted (average) Output Power Results

Test Configuration			
Frequency Range:	5.470-5.725 GHz	Band:	U-NII-2C
Limit Clause(s):	15.407 (a)(2)	Test Method(s):	C63.10 12.4.2.4 C63.10 12.4.3.2
Additional Reference(s):	-		
Note(s):	Straddle channel power was measured using the appropriate SA test method. DCCF was added to the spectrum analyser reference level offset.		

DUT Configuration			
Mode:	802.11ax HE20 RU106	Duty Cycle (%):	97.8
Modulation Coding Scheme:	MCS2x1	DCCF (dB):	0.10
Antenna Configuration:	SISO	Peak Antenna Gain (dBi):	4.50
Active Port(s):	A (Core 0)	Active Chain(s):	0

Test Frequency (MHz)	Minimum 26 dB Bandwidth (MHz)	Maximum Conducted Output Power (dBm)					Limit (dBm)	Margin (dB)
		A	B	C	D	∑		
5500 (RU106.53)	20.280	15.06	-	-	-	15.06	24.00	-8.94
5580 (RU106.53)	20.460	17.92	-	-	-	17.92	24.00	-6.08
5700 (RU106.54)	20.580	15.68	-	-	-	15.68	24.00	-8.32
5720 (RU106.53)	15.680	17.80	-	-	-	17.80	22.95	-5.15

Table 294 - FCC Maximum Conducted (average) Output Power Results

Test Configuration			
Frequency Range:	5.725-5.850 GHz	Band:	U-NII-3
Limit Clause(s):	15.407 (a)(3)	Test Method(s):	C63.10 12.4.3.2
Additional Reference(s):	-		

DUT Configuration			
Mode:	802.11ax HE20 RU26	Duty Cycle (%):	97.5
Modulation Coding Scheme:	MCS2x1	DCCF (dB):	-
Antenna Configuration:	SISO	Peak Antenna Gain (dBi):	5.90
Active Port(s):	A (Core 0)	Active Chain(s):	0

Test Frequency (MHz)	Maximum Conducted Output Power (dBm)					Limit (dBm)	Margin (dB)
	A	B	C	D	∑		
5745 (RU26.0)	13.32	-	-	-	13.32	30.00	-16.68
5785 (RU26.0)	13.41	-	-	-	13.41	30.00	-16.59
5825 (RU26.8)	13.26	-	-	-	13.26	30.00	-16.74

Table 295 - Maximum Conducted (average) Output Power Results

Test Configuration			
Frequency Range:	5.725-5.850 GHz	Band:	U-NII-3
Limit Clause(s):	15.407 (a)(3)	Test Method(s):	C63.10 12.4.2.4 C63.10 12.4.3.2
Additional Reference(s):	-		
Note(s):	Straddle channel power was measured using the appropriate SA test method. DCCF was added to the spectrum analyser reference level offset.		

DUT Configuration			
Mode:	802.11ax HE20 RU52	Duty Cycle (%):	97.0
Modulation Coding Scheme:	MCS2x1	DCCF (dB):	0.13
Antenna Configuration:	SISO	Peak Antenna Gain (dBi):	5.90
Active Port(s):	A (Core 0)	Active Chain(s):	0

Test Frequency (MHz)	Maximum Conducted Output Power (dBm)					Limit (dBm)	Margin (dB)
	A	B	C	D	∑		
5720 (RU52.40)	14.68	-	-	-	14.68	30.00	-15.32
5745 (RU52.37)	16.30	-	-	-	16.30	30.00	-13.70
5785 (RU52.37)	16.26	-	-	-	16.26	30.00	-13.74
5825 (RU52.40)	16.39	-	-	-	16.39	30.00	-13.61

Table 296 - Maximum Conducted (average) Output Power Results

Test Configuration			
Frequency Range:	5.725-5.850 GHz	Band:	U-NII-3
Limit Clause(s):	15.407 (a)(3)	Test Method(s):	C63.10 12.4.2.4 C63.10 12.4.3.2
Additional Reference(s):	-		
Note(s):	Straddle channel power was measured using the appropriate SA test method. DCCF was added to the spectrum analyser reference level offset.		

DUT Configuration			
Mode:	802.11ax HE20 RU106	Duty Cycle (%):	97.9
Modulation Coding Scheme:	MCS2x1	DCCF (dB):	0.09
Antenna Configuration:	SISO	Peak Antenna Gain (dBi):	5.90
Active Port(s):	A (Core 0)	Active Chain(s):	0

Test Frequency (MHz)	Maximum Conducted Output Power (dBm)					Limit (dBm)	Margin (dB)
	A	B	C	D	∑		
5720 (RU106.54)	14.82	-	-	-	14.82	30.00	-15.18
5745 (RU106.53)	19.05	-	-	-	19.05	30.00	-10.95
5785 (RU106.53)	19.10	-	-	-	19.10	30.00	-10.90
5825 (RU106.54)	19.41	-	-	-	19.41	30.00	-10.59

Table 297 - Maximum Conducted (average) Output Power Results

MIMO CDD

Test Configuration			
Frequency Range:	5.150-5.250 GHz	Band:	U-NII-1
Limit Clause(s):	15.407 (a)(1)(iv)	Test Method(s):	C63.10 12.4.3.2
Additional Reference(s):	662911 D01 v02r01 F)2)f)(i), 662911 D01 v02r01 E)1)		

DUT Configuration			
Mode:	802.11n HT20	Duty Cycle (%):	97.5
Modulation Coding Scheme:	MCS2	DCCF (dB):	-
Antenna Configuration:	MIMO CDD	Peak Antenna Gain (dBi):	5.70
Active Port(s):	A+B (Core 0 + Core 1)	Active Chain(s):	0+1

Test Frequency (MHz)	Maximum Conducted Output Power (dBm)					Limit (dBm)	Margin (dB)
	A	B	C	D	∑		
5180	14.87	14.68	-	-	17.79	24.00	-6.21
5220	14.95	14.84	-	-	17.90	24.00	-6.10
5240	14.92	14.96	-	-	17.95	24.00	-6.05

Table 298 - FCC Maximum Conducted (average) Output Power Results

Test Configuration			
Frequency Range:	5.150-5.250 GHz	Band:	U-NII-1
Limit Clause(s):	15.407 (a)(1)(iv)	Test Method(s):	C63.10 12.4.3.2
Additional Reference(s):	662911 D01 v02r01 F)2)f)(i), 662911 D01 v02r01 E)1)		

DUT Configuration			
Mode:	802.11n HT40	Duty Cycle (%):	95.7
Modulation Coding Scheme:	MCS2	DCCF (dB):	-
Antenna Configuration:	MIMO CDD	Peak Antenna Gain (dBi):	5.70
Active Port(s):	A+B (Core 0 + Core 1)	Active Chain(s):	0+1

Test Frequency (MHz)	Maximum Conducted Output Power (dBm)					Limit (dBm)	Margin (dB)
	A	B	C	D	∑		
5190	15.78	15.76	-	-	18.78	24.00	-5.22
5230	17.57	17.40	-	-	20.50	24.00	-3.50

Table 299 - FCC Maximum Conducted (average) Output Power Results

Test Configuration			
Frequency Range:	5.150-5.250 GHz	Band:	U-NII-1
Limit Clause(s):	15.407 (a)(1)(iv)	Test Method(s):	C63.10 12.4.3.2
Additional Reference(s):	662911 D01 v02r01 F)2)f)(i), 662911 D01 v02r01 E)1)		

DUT Configuration			
Mode:	802.11ac VHT80	Duty Cycle (%):	92.2
Modulation Coding Scheme:	MCS2x1	DCCF (dB):	-
Antenna Configuration:	MIMO CDD	Peak Antenna Gain (dBi):	5.70
Active Port(s):	A+B (Core 0 + Core 1)	Active Chain(s):	0+1

Test Frequency (MHz)	Maximum Conducted Output Power (dBm)					Limit (dBm)	Margin (dB)
	A	B	C	D	∑		
5210	14.67	14.75	-	-	17.72	24.00	-6.28

Table 300 - FCC Maximum Conducted (average) Output Power Results

Test Configuration			
Frequency Range:	5.150-5.250 GHz	Band:	U-NII-1
Limit Clause(s):	15.407 (a)(1)(iv)	Test Method(s):	C63.10 12.4.2.4
Additional Reference(s):	662911 D01 v02r01 F)2)f)(i), 662911 D01 v02r01 E)1)		
Note(s):	Straddle channel power was measured using the appropriate SA test method. DCCF was added to the spectrum analyser reference level offset.		

DUT Configuration			
Mode:	802.11ac VHT160	Duty Cycle (%):	88.1
Modulation Coding Scheme:	MCS2x1	DCCF (dB):	0.55
Antenna Configuration:	MIMO CDD	Peak Antenna Gain (dBi):	5.70
Active Port(s):	A+B (Core 0 + Core 1)	Active Chain(s):	0+1

Test Frequency (MHz)	Maximum Conducted Output Power (dBm)					Limit (dBm)	Margin (dB)
	A	B	C	D	∑		
5250	7.36	7.56	-	-	10.47	24.00	-13.53

Table 301 - FCC Maximum Conducted (average) Output Power Results

Test Configuration			
Frequency Range:	5.150-5.250 GHz	Band:	U-NII-1
Limit Clause(s):	15.407 (a)(1)(iv)	Test Method(s):	C63.10 12.4.3.2
Additional Reference(s):	662911 D01 v02r01 F)2)f)(i), 662911 D01 v02r01 E)1)		

DUT Configuration			
Mode:	802.11ax HE20 SU	Duty Cycle (%):	96.9
Modulation Coding Scheme:	MCS2x1	DCCF (dB):	-
Antenna Configuration:	MIMO CDD	Peak Antenna Gain (dBi):	5.70
Active Port(s):	A+B (Core 0 + Core 1)	Active Chain(s):	0+1

Test Frequency (MHz)	Maximum Conducted Output Power (dBm)					Limit (dBm)	Margin (dB)
	A	B	C	D	∑		
5180	15.03	14.81	-	-	17.93	24.00	-6.07
5220	15.04	15.07	-	-	18.07	24.00	-5.93
5240	15.19	15.24	-	-	18.23	24.00	-5.77

Table 302 - FCC Maximum Conducted (average) Output Power Results

Test Configuration			
Frequency Range:	5.150-5.250 GHz	Band:	U-NII-1
Limit Clause(s):	15.407 (a)(1)(iv)	Test Method(s):	C63.10 12.4.3.2
Additional Reference(s):	662911 D01 v02r01 F)2)f)(i), 662911 D01 v02r01 E)1)		

DUT Configuration			
Mode:	802.11ax HE40 SU	Duty Cycle (%):	97.0
Modulation Coding Scheme:	MCS2x1	DCCF (dB):	-
Antenna Configuration:	MIMO CDD	Peak Antenna Gain (dBi):	5.70
Active Port(s):	A+B (Core 0 + Core 1)	Active Chain(s):	0+1

Test Frequency (MHz)	Maximum Conducted Output Power (dBm)					Limit (dBm)	Margin (dB)
	A	B	C	D	∑		
5190	15.26	15.41	-	-	18.34	24.00	-5.66
5230	17.74	17.56	-	-	20.66	24.00	-3.34

Table 303 - FCC Maximum Conducted (average) Output Power Results

Test Configuration			
Frequency Range:	5.150-5.250 GHz	Band:	U-NII-1
Limit Clause(s):	15.407 (a)(1)(iv)	Test Method(s):	C63.10 12.4.3.2
Additional Reference(s):	662911 D01 v02r01 F)2)f)(i), 662911 D01 v02r01 E)1)		

DUT Configuration			
Mode:	802.11ax HE80 SU	Duty Cycle (%):	96.5
Modulation Coding Scheme:	MCS2x1	DCCF (dB):	-
Antenna Configuration:	MIMO CDD	Peak Antenna Gain (dBi):	5.70
Active Port(s):	A+B (Core 0 + Core 1)	Active Chain(s):	0+1

Test Frequency (MHz)	Maximum Conducted Output Power (dBm)					Limit (dBm)	Margin (dB)
	A	B	C	D	∑		
5210	14.69	14.75	-	-	17.73	24.00	-6.27

Table 304 - FCC Maximum Conducted (average) Output Power Results

Test Configuration			
Frequency Range:	5.150-5.250 GHz	Band:	U-NII-1
Limit Clause(s):	15.407 (a)(1)(iv)	Test Method(s):	C63.10 12.4.2.4
Additional Reference(s):	662911 D01 v02r01 F)2)f)(i), 662911 D01 v02r01 E)1)		
Note(s):	Straddle channel power was measured using the appropriate SA test method. DCCF was added to the spectrum analyser reference level offset.		

DUT Configuration			
Mode:	802.11ax HE160 SU	Duty Cycle (%):	94.2
Modulation Coding Scheme:	MCS2x1	DCCF (dB):	0.26
Antenna Configuration:	MIMO CDD	Peak Antenna Gain (dBi):	5.70
Active Port(s):	A+B (Core 0 + Core 1)	Active Chain(s):	0+1

Test Frequency (MHz)	Maximum Conducted Output Power (dBm)					Limit (dBm)	Margin (dB)
	A	B	C	D	∑		
5250	8.04	8.51	-	-	11.29	24.00	-12.71

Table 305 - FCC Maximum Conducted (average) Output Power Results

Test Configuration			
Frequency Range:	5.250-5.350 GHz	Band:	U-NII-2A
Limit Clause(s):	15.407 (a)(2)	Test Method(s):	C63.10 12.4.3.2
Additional Reference(s):	662911 D01 v02r01 F)2)f)(i), 662911 D01 v02r01 E)1)		

DUT Configuration			
Mode:	802.11n HT20	Duty Cycle (%):	97.1
Modulation Coding Scheme:	MCS2	DCCF (dB):	-
Antenna Configuration:	MIMO CDD	Peak Antenna Gain (dBi):	5.70
Active Port(s):	A+B (Core 0 + Core 1)	Active Chain(s):	0+1

Test Frequency (MHz)	Minimum 26 dB Bandwidth (MHz)	Maximum Conducted Output Power (dBm)					Limit (dBm)	Margin (dB)
		A	B	C	D	∑		
5260	20.940	14.02	13.93	-	-	16.99	24.00	-7.01
5300	20.880	13.82	13.99	-	-	16.92	24.00	-7.08
5320	21.660	13.90	13.82	-	-	16.87	24.00	-7.13

Table 306 - FCC Maximum Conducted (average) Output Power Results

Test Configuration			
Frequency Range:	5.250-5.350 GHz	Band:	U-NII-2A
Limit Clause(s):	15.407 (a)(2)	Test Method(s):	C63.10 12.4.3.2
Additional Reference(s):	662911 D01 v02r01 F)2)f)(i), 662911 D01 v02r01 E)1)		

DUT Configuration			
Mode:	802.11n HT40	Duty Cycle (%):	94.5
Modulation Coding Scheme:	MCS2	DCCF (dB):	-
Antenna Configuration:	MIMO CDD	Peak Antenna Gain (dBi):	5.70
Active Port(s):	A+B (Core 0 + Core 1)	Active Chain(s):	0+1

Test Frequency (MHz)	Minimum 26 dB Bandwidth (MHz)	Maximum Conducted Output Power (dBm)					Limit (dBm)	Margin (dB)
		A	B	C	D	∑		
5270	41.300	16.54	16.55	-	-	19.55	24.00	-4.45
5310	43.200	14.20	14.19	-	-	17.21	24.00	-6.79

Table 307 - FCC Maximum Conducted (average) Output Power Results

Test Configuration			
Frequency Range:	5.250-5.350 GHz	Band:	U-NII-2A
Limit Clause(s):	15.407 (a)(2)	Test Method(s):	C63.10 12.4.3.2
Additional Reference(s):	662911 D01 v02r01 F)2)f)(i), 662911 D01 v02r01 E)1)		

DUT Configuration			
Mode:	802.11ac VHT80	Duty Cycle (%):	90.2
Modulation Coding Scheme:	MCS2x1	DCCF (dB):	-
Antenna Configuration:	MIMO CDD	Peak Antenna Gain (dBi):	5.70
Active Port(s):	A+B (Core 0 + Core 1)	Active Chain(s):	0+1

Test Frequency (MHz)	Minimum 26 dB Bandwidth (MHz)	Maximum Conducted Output Power (dBm)					Limit (dBm)	Margin (dB)
		A	B	C	D	∑		
5290	83.820	12.42	12.06	-	-	15.25	24.00	-8.75

Table 308 - FCC Maximum Conducted (average) Output Power Results

Test Configuration			
Frequency Range:	5.250-5.350 GHz	Band:	U-NII-2A
Limit Clause(s):	15.407 (a)(2)	Test Method(s):	C63.10 12.4.2.4
Additional Reference(s):	662911 D01 v02r01 F)2)f)(i), 662911 D01 v02r01 E)1)		
Note(s):	Straddle channel power was measured using the appropriate SA test method. DCCF was added to the spectrum analyser reference level offset.		

DUT Configuration			
Mode:	802.11ac VHT160	Duty Cycle (%):	88.1
Modulation Coding Scheme:	MCS2x1	DCCF (dB):	0.55
Antenna Configuration:	MIMO CDD	Peak Antenna Gain (dBi):	5.70
Active Port(s):	A+B (Core 0 + Core 1)	Active Chain(s):	0+1

Test Frequency (MHz)	Minimum 26 dB Bandwidth (MHz)	Maximum Conducted Output Power (dBm)					Limit (dBm)	Margin (dB)
		A	B	C	D	∑		
5250	82.740	7.90	8.01	-	-	10.97	24.00	-13.03

Table 309 - FCC Maximum Conducted (average) Output Power Results

Test Configuration			
Frequency Range:	5.250-5.350 GHz	Band:	U-NII-2A
Limit Clause(s):	15.407 (a)(2)	Test Method(s):	C63.10 12.4.3.2
Additional Reference(s):	662911 D01 v02r01 F)2)f)(i), 662911 D01 v02r01 E)1)		

DUT Configuration			
Mode:	802.11ax HE20 SU	Duty Cycle (%):	96.5
Modulation Coding Scheme:	MCS2x1	DCCF (dB):	-
Antenna Configuration:	MIMO CDD	Peak Antenna Gain (dBi):	5.70
Active Port(s):	A+B (Core 0 + Core 1)	Active Chain(s):	0+1

Test Frequency (MHz)	Minimum 26 dB Bandwidth (MHz)	Maximum Conducted Output Power (dBm)					Limit (dBm)	Margin (dB)
		A	B	C	D	∑		
5260	21.180	14.22	14.15	-	-	17.19	24.00	-6.81
5300	21.180	14.04	14.20	-	-	17.13	24.00	-6.87
5320	21.900	13.80	14.01	-	-	16.91	24.00	-7.09

Table 310 - FCC Maximum Conducted (average) Output Power Results

Test Configuration			
Frequency Range:	5.250-5.350 GHz	Band:	U-NII-2A
Limit Clause(s):	15.407 (a)(2)	Test Method(s):	C63.10 12.4.3.2
Additional Reference(s):	662911 D01 v02r01 F)2)f)(i), 662911 D01 v02r01 E)1)		

DUT Configuration			
Mode:	802.11ax HE40 SU	Duty Cycle (%):	96.2
Modulation Coding Scheme:	MCS2x1	DCCF (dB):	-
Antenna Configuration:	MIMO CDD	Peak Antenna Gain (dBi):	5.70
Active Port(s):	A+B (Core 0 + Core 1)	Active Chain(s):	0+1

Test Frequency (MHz)	Minimum 26 dB Bandwidth (MHz)	Maximum Conducted Output Power (dBm)					Limit (dBm)	Margin (dB)
		A	B	C	D	∑		
5270	41.400	16.69	16.70	-	-	19.70	24.00	-4.30
5310	43.680	13.11	13.19	-	-	16.16	24.00	-7.84

Table 311 - FCC Maximum Conducted (average) Output Power Results

Test Configuration			
Frequency Range:	5.250-5.350 GHz	Band:	U-NII-2A
Limit Clause(s):	15.407 (a)(2)	Test Method(s):	C63.10 12.4.3.2
Additional Reference(s):	662911 D01 v02r01 F)2)f)(i), 662911 D01 v02r01 E)1)		

DUT Configuration			
Mode:	802.11ax HE80 SU	Duty Cycle (%):	95.9
Modulation Coding Scheme:	MCS2x1	DCCF (dB):	-
Antenna Configuration:	MIMO CDD	Peak Antenna Gain (dBi):	5.70
Active Port(s):	A+B (Core 0 + Core 1)	Active Chain(s):	0+1

Test Frequency (MHz)	Minimum 26 dB Bandwidth (MHz)	Maximum Conducted Output Power (dBm)					Limit (dBm)	Margin (dB)
		A	B	C	D	∑		
5290	83.380	12.47	12.37	-	-	15.43	24.00	-8.57

Table 312 - FCC Maximum Conducted (average) Output Power Results

Test Configuration			
Frequency Range:	5.250-5.350 GHz	Band:	U-NII-2A
Limit Clause(s):	15.407 (a)(2)	Test Method(s):	C63.10 12.4.2.4
Additional Reference(s):	662911 D01 v02r01 F)2)f)(i), 662911 D01 v02r01 E)1)		
Note(s):	Straddle channel power was measured using the appropriate SA test method. DCCF was added to the spectrum analyser reference level offset.		

DUT Configuration			
Mode:	802.11ax HE160 SU	Duty Cycle (%):	94.2
Modulation Coding Scheme:	MCS2x1	DCCF (dB):	0.26
Antenna Configuration:	MIMO CDD	Peak Antenna Gain (dBi):	5.70
Active Port(s):	A+B (Core 0 + Core 1)	Active Chain(s):	0+1

Test Frequency (MHz)	Minimum 26 dB Bandwidth (MHz)	Maximum Conducted Output Power (dBm)					Limit (dBm)	Margin (dB)
		A	B	C	D	∑		
5250	82.740	8.55	9.00	-	-	11.79	24.00	-12.21

Table 313 - FCC Maximum Conducted (average) Output Power Results

Test Configuration			
Frequency Range:	5.470-5.725 GHz	Band:	U-NII-2C
Limit Clause(s):	15.407 (a)(2)	Test Method(s):	C63.10 12.4.2.4 C63.10 12.4.3.2
Additional Reference(s):	662911 D01 v02r01 F)2)f)(i), 662911 D01 v02r01 E)1)		
Note(s):	Straddle channel power was measured using the appropriate SA test method. DCCF was added to the spectrum analyser reference level offset.		

DUT Configuration			
Mode:	802.11n HT20	Duty Cycle (%):	96.6
Modulation Coding Scheme:	MCS2	DCCF (dB):	0.15
Antenna Configuration:	MIMO CDD	Peak Antenna Gain (dBi):	4.50
Active Port(s):	A+B (Core 0 + Core 1)	Active Chain(s):	0+1

Test Frequency (MHz)	Minimum 26 dB Bandwidth (MHz)	Maximum Conducted Output Power (dBm)					Limit (dBm)	Margin (dB)
		A	B	C	D	∑		
5500	21.600	15.68	15.34	-	-	18.52	24.00	-5.48
5580	20.940	15.53	15.40	-	-	18.47	24.00	-5.53
5700	21.540	15.43	15.15	-	-	18.30	24.00	-5.70
5720	15.500	14.42	14.88	-	-	17.67	22.90	-5.24

Table 314 - FCC Maximum Conducted (average) Output Power Results

Test Configuration			
Frequency Range:	5.470-5.725 GHz	Band:	U-NII-2C
Limit Clause(s):	15.407 (a)(2)	Test Method(s):	C63.10 12.4.2.4 C63.10 12.4.3.2
Additional Reference(s):	662911 D01 v02r01 F)2)f)(i), 662911 D01 v02r01 E)1)		
Note(s):	Straddle channel power was measured using the appropriate SA test method. DCCF was added to the spectrum analyser reference level offset.		

DUT Configuration			
Mode:	802.11n HT40	Duty Cycle (%):	94.2
Modulation Coding Scheme:	MCS2	DCCF (dB):	0.26
Antenna Configuration:	MIMO CDD	Peak Antenna Gain (dBi):	4.50
Active Port(s):	A+B (Core 0 + Core 1)	Active Chain(s):	0+1

Test Frequency (MHz)	Minimum 26 dB Bandwidth (MHz)	Maximum Conducted Output Power (dBm)					Limit (dBm)	Margin (dB)
		A	B	C	D	∑		
5510	42.840	15.24	15.34	-	-	18.30	24.00	-5.70
5550	41.500	17.95	17.89	-	-	20.93	24.00	-3.07
5670	43.200	17.73	17.86	-	-	20.80	24.00	-3.20
5710	35.700	17.89	17.82	-	-	20.86	24.00	-3.14

Table 315 - FCC Maximum Conducted (average) Output Power Results

Test Configuration			
Frequency Range:	5.470-5.725 GHz	Band:	U-NII-2C
Limit Clause(s):	15.407 (a)(2)	Test Method(s):	C63.10 12.4.2.4 C63.10 12.4.3.2
Additional Reference(s):	662911 D01 v02r01 F)2)f)(i), 662911 D01 v02r01 E)1)		
Note(s):	Straddle channel power was measured using the appropriate SA test method. DCCF was added to the spectrum analyser reference level offset.		

DUT Configuration			
Mode:	802.11ac VHT80	Duty Cycle (%):	89.4
Modulation Coding Scheme:	MCS2x1	DCCF (dB):	0.49
Antenna Configuration:	MIMO CDD	Peak Antenna Gain (dBi):	4.50
Active Port(s):	A+B (Core 0 + Core 1)	Active Chain(s):	0+1

Test Frequency (MHz)	Minimum 26 dB Bandwidth (MHz)	Maximum Conducted Output Power (dBm)					Limit (dBm)	Margin (dB)
		A	B	C	D	∑		
5530	85.580	13.58	13.68	-	-	16.64	24.00	-7.36
5610	84.040	18.96	18.71	-	-	21.85	24.00	-2.15
5690	75.920	19.30	19.53	-	-	22.43	24.00	-1.57

Table 316 - FCC Maximum Conducted (average) Output Power Results

Test Configuration			
Frequency Range:	5.470-5.725 GHz	Band:	U-NII-2C
Limit Clause(s):	15.407 (a)(2)	Test Method(s):	C63.10 12.4.3.2
Additional Reference(s):	662911 D01 v02r01 F)2)f)(i), 662911 D01 v02r01 E)1)		

DUT Configuration			
Mode:	802.11ac VHT160	Duty Cycle (%):	85.3
Modulation Coding Scheme:	MCS2x1	DCCF (dB):	-
Antenna Configuration:	MIMO CDD	Peak Antenna Gain (dBi):	4.50
Active Port(s):	A+B (Core 0 + Core 1)	Active Chain(s):	0+1

Test Frequency (MHz)	Minimum 26 dB Bandwidth (MHz)	Maximum Conducted Output Power (dBm)					Limit (dBm)	Margin (dB)
		A	B	C	D	∑		
5570	165.900	11.99	11.78	-	-	14.90	24.00	-9.10

Table 317 - FCC Maximum Conducted (average) Output Power Results

Test Configuration			
Frequency Range:	5.470-5.725 GHz	Band:	U-NII-2C
Limit Clause(s):	15.407 (a)(2)	Test Method(s):	C63.10 12.4.2.4 C63.10 12.4.3.2
Additional Reference(s):	662911 D01 v02r01 F)2)f)(i), 662911 D01 v02r01 E)1)		
Note(s):	Straddle channel power was measured using the appropriate SA test method. DCCF was added to the spectrum analyser reference level offset.		

DUT Configuration			
Mode:	802.11ax HE20 SU	Duty Cycle (%):	96.0
Modulation Coding Scheme:	MCS2x1	DCCF (dB):	0.18
Antenna Configuration:	MIMO CDD	Peak Antenna Gain (dBi):	4.50
Active Port(s):	A+B (Core 0 + Core 1)	Active Chain(s):	0+1

Test Frequency (MHz)	Minimum 26 dB Bandwidth (MHz)	Maximum Conducted Output Power (dBm)					Limit (dBm)	Margin (dB)
		A	B	C	D	∑		
5500	21.960	15.27	15.23	-	-	18.26	24.00	-5.74
5580	21.000	15.74	15.63	-	-	18.70	24.00	-5.30
5700	21.900	14.93	14.81	-	-	17.88	24.00	-6.12
5720	15.560	14.32	14.76	-	-	17.56	22.92	-5.36

Table 318 - FCC Maximum Conducted (average) Output Power Results

Test Configuration			
Frequency Range:	5.470-5.725 GHz	Band:	U-NII-2C
Limit Clause(s):	15.407 (a)(2)	Test Method(s):	C63.10 12.4.2.4 C63.10 12.4.3.2
Additional Reference(s):	662911 D01 v02r01 F)2)f)(i), 662911 D01 v02r01 E)1)		
Note(s):	Straddle channel power was measured using the appropriate SA test method. DCCF was added to the spectrum analyser reference level offset.		

DUT Configuration			
Mode:	802.11ax HE40 SU	Duty Cycle (%):	96.0
Modulation Coding Scheme:	MCS2x1	DCCF (dB):	0.18
Antenna Configuration:	MIMO CDD	Peak Antenna Gain (dBi):	4.50
Active Port(s):	A+B (Core 0 + Core 1)	Active Chain(s):	0+1

Test Frequency (MHz)	Minimum 26 dB Bandwidth (MHz)	Maximum Conducted Output Power (dBm)					Limit (dBm)	Margin (dB)
		A	B	C	D	∑		
5510	42.600	14.07	14.03	-	-	17.06	24.00	-6.94
5550	41.400	17.85	17.83	-	-	20.85	24.00	-3.15
5670	44.160	17.35	17.38	-	-	20.38	24.00	-3.62
5710	35.760	17.72	17.69	-	-	20.71	24.00	-3.29

Table 319 - FCC Maximum Conducted (average) Output Power Results

Test Configuration			
Frequency Range:	5.470-5.725 GHz	Band:	U-NII-2C
Limit Clause(s):	15.407 (a)(2)	Test Method(s):	C63.10 12.4.2.4 C63.10 12.4.3.2
Additional Reference(s):	662911 D01 v02r01 F)2)f)(i), 662911 D01 v02r01 E)1)		
Note(s):	Straddle channel power was measured using the appropriate SA test method. DCCF was added to the spectrum analyser reference level offset.		

DUT Configuration			
Mode:	802.11ax HE80 SU	Duty Cycle (%):	95.6
Modulation Coding Scheme:	MCS2x1	DCCF (dB):	0.19
Antenna Configuration:	MIMO CDD	Peak Antenna Gain (dBi):	4.50
Active Port(s):	A+B (Core 0 + Core 1)	Active Chain(s):	0+1

Test Frequency (MHz)	Minimum 26 dB Bandwidth (MHz)	Maximum Conducted Output Power (dBm)					Limit (dBm)	Margin (dB)
		A	B	C	D	∑		
5530	83.380	12.85	12.74	-	-	15.80	24.00	-8.20
5610	83.600	18.81	18.86	-	-	21.85	24.00	-2.15
5690	75.920	19.51	19.51	-	-	22.52	24.00	-1.48

Table 320 - FCC Maximum Conducted (average) Output Power Results

Test Configuration			
Frequency Range:	5.470-5.725 GHz	Band:	U-NII-2C
Limit Clause(s):	15.407 (a)(2)	Test Method(s):	C63.10 12.4.3.2
Additional Reference(s):	662911 D01 v02r01 F)2)f)(i), 662911 D01 v02r01 E)1)		

DUT Configuration			
Mode:	802.11ax HE160 SU	Duty Cycle (%):	93.2
Modulation Coding Scheme:	MCS2x1	DCCF (dB):	-
Antenna Configuration:	MIMO CDD	Peak Antenna Gain (dBi):	4.50
Active Port(s):	A+B (Core 0 + Core 1)	Active Chain(s):	0+1

Test Frequency (MHz)	Minimum 26 dB Bandwidth (MHz)	Maximum Conducted Output Power (dBm)					Limit (dBm)	Margin (dB)
		A	B	C	D	∑		
5570	165.060	11.19	11.27	-	-	14.24	24.00	-9.76

Table 321 - FCC Maximum Conducted (average) Output Power Results

Test Configuration			
Frequency Range:	5.725-5.850 GHz	Band:	U-NII-3
Limit Clause(s):	15.407 (a)(3)	Test Method(s):	C63.10 12.4.2.4 C63.10 12.4.3.2
Additional Reference(s):	662911 D01 v02r01 F)2)f)(i), 662911 D01 v02r01 E)1)		
Note(s):	Straddle channel power was measured using the appropriate SA test method. DCCF was added to the spectrum analyser reference level offset.		

DUT Configuration			
Mode:	802.11n HT20	Duty Cycle (%):	96.8
Modulation Coding Scheme:	MCS2	DCCF (dB):	0.14
Antenna Configuration:	MIMO CDD	Peak Antenna Gain (dBi):	5.90
Active Port(s):	A+B (Core 0 + Core 1)	Active Chain(s):	0+1

Test Frequency (MHz)	Maximum Conducted Output Power (dBm)					Limit (dBm)	Margin (dB)
	A	B	C	D	∑		
5720	7.43	7.88	-	-	10.67	30.00	-19.33
5745	21.41	21.39	-	-	24.41	30.00	-5.59
5785	21.44	21.34	-	-	24.40	30.00	-5.60
5825	21.30	21.13	-	-	24.22	30.00	-5.78

Table 322 - Maximum Conducted (average) Output Power Results

Test Configuration			
Frequency Range:	5.725-5.850 GHz	Band:	U-NII-3
Limit Clause(s):	15.407 (a)(3)	Test Method(s):	C63.10 12.4.2.4 C63.10 12.4.3.2
Additional Reference(s):	662911 D01 v02r01 F)2)f)(i), 662911 D01 v02r01 E)1)		
Note(s):	Straddle channel power was measured using the appropriate SA test method. DCCF was added to the spectrum analyser reference level offset.		

DUT Configuration			
Mode:	802.11n HT40	Duty Cycle (%):	94.3
Modulation Coding Scheme:	MCS2	DCCF (dB):	0.26
Antenna Configuration:	MIMO CDD	Peak Antenna Gain (dBi):	5.90
Active Port(s):	A+B (Core 0 + Core 1)	Active Chain(s):	0+1

Test Frequency (MHz)	Maximum Conducted Output Power (dBm)					Limit (dBm)	Margin (dB)
	A	B	C	D	∑		
5710	6.34	6.18	-	-	9.27	30.00	-20.73
5755	21.33	21.31	-	-	24.33	30.00	-5.67
5795	21.35	21.26	-	-	24.32	30.00	-5.68

Table 323 - Maximum Conducted (average) Output Power Results

Test Configuration			
Frequency Range:	5.725-5.850 GHz	Band:	U-NII-3
Limit Clause(s):	15.407 (a)(3)	Test Method(s):	C63.10 12.4.2.4 C63.10 12.4.3.2
Additional Reference(s):	662911 D01 v02r01 F)2)f)(i), 662911 D01 v02r01 E)1)		
Note(s):	Straddle channel power was measured using the appropriate SA test method. DCCF was added to the spectrum analyser reference level offset.		

DUT Configuration			
Mode:	802.11ac VHT80	Duty Cycle (%):	90.0
Modulation Coding Scheme:	MCS2x1	DCCF (dB):	0.46
Antenna Configuration:	MIMO CDD	Peak Antenna Gain (dBi):	5.90
Active Port(s):	A+B (Core 0 + Core 1)	Active Chain(s):	0+1

Test Frequency (MHz)	Maximum Conducted Output Power (dBm)					Limit (dBm)	Margin (dB)
	A	B	C	D	∑		
5690	4.07	4.48	-	-	7.29	30.00	-22.71
5775	19.17	19.21	-	-	22.20	30.00	-7.80

Table 324 - Maximum Conducted (average) Output Power Results

Test Configuration			
Frequency Range:	5.725-5.850 GHz	Band:	U-NII-3
Limit Clause(s):	15.407 (a)(3)	Test Method(s):	C63.10 12.4.2.4 C63.10 12.4.3.2
Additional Reference(s):	662911 D01 v02r01 F)2)f)(i), 662911 D01 v02r01 E)1)		
Note(s):	Straddle channel power was measured using the appropriate SA test method. DCCF was added to the spectrum analyser reference level offset.		

DUT Configuration			
Mode:	802.11ax HE20 SU	Duty Cycle (%):	96.2
Modulation Coding Scheme:	MCS2x1	DCCF (dB):	0.17
Antenna Configuration:	MIMO CDD	Peak Antenna Gain (dBi):	5.90
Active Port(s):	A+B (Core 0 + Core 1)	Active Chain(s):	0+1

Test Frequency (MHz)	Maximum Conducted Output Power (dBm)					Limit (dBm)	Margin (dB)
	A	B	C	D	∑		
5720	8.00	8.49	-	-	11.26	30.00	-18.74
5745	21.24	21.19	-	-	24.23	30.00	-5.77
5785	21.42	21.38	-	-	24.41	30.00	-5.59
5825	21.29	21.15	-	-	24.23	30.00	-5.77

Table 325 - Maximum Conducted (average) Output Power Results

Test Configuration			
Frequency Range:	5.725-5.850 GHz	Band:	U-NII-3
Limit Clause(s):	15.407 (a)(3)	Test Method(s):	C63.10 12.4.2.4 C63.10 12.4.3.2
Additional Reference(s):	662911 D01 v02r01 F)2)f)(i), 662911 D01 v02r01 E)1)		
Note(s):	Straddle channel power was measured using the appropriate SA test method. DCCF was added to the spectrum analyser reference level offset.		

DUT Configuration			
Mode:	802.11ax HE40 SU	Duty Cycle (%):	96.1
Modulation Coding Scheme:	MCS2x1	DCCF (dB):	0.17
Antenna Configuration:	MIMO CDD	Peak Antenna Gain (dBi):	5.90
Active Port(s):	A+B (Core 0 + Core 1)	Active Chain(s):	0+1

Test Frequency (MHz)	Maximum Conducted Output Power (dBm)					Limit (dBm)	Margin (dB)
	A	B	C	D	∑		
5710	6.72	6.85	-	-	9.80	30.00	-20.20
5755	21.26	21.43	-	-	24.36	30.00	-5.64
5795	21.31	21.18	-	-	24.26	30.00	-5.74

Table 326 - Maximum Conducted (average) Output Power Results

Test Configuration			
Frequency Range:	5.725-5.850 GHz	Band:	U-NII-3
Limit Clause(s):	15.407 (a)(3)	Test Method(s):	C63.10 12.4.2.4 C63.10 12.4.3.2
Additional Reference(s):	662911 D01 v02r01 F)2)f)(i), 662911 D01 v02r01 E)1)		
Note(s):	Straddle channel power was measured using the appropriate SA test method. DCCF was added to the spectrum analyser reference level offset.		

DUT Configuration			
Mode:	802.11ax HE80 SU	Duty Cycle (%):	95.9
Modulation Coding Scheme:	MCS2x1	DCCF (dB):	0.18
Antenna Configuration:	MIMO CDD	Peak Antenna Gain (dBi):	5.90
Active Port(s):	A+B (Core 0 + Core 1)	Active Chain(s):	0+1

Test Frequency (MHz)	Maximum Conducted Output Power (dBm)					Limit (dBm)	Margin (dB)
	A	B	C	D	∑		
5690	4.87	5.10	-	-	8.00	30.00	-22.00
5775	18.60	18.70	-	-	21.66	30.00	-8.34

Table 327 - Maximum Conducted (average) Output Power Results

Test Configuration			
Frequency Range:	5.150-5.250 GHz	Band:	U-NII-1
Limit Clause(s):	15.407 (a)(1)(iv)	Test Method(s):	C63.10 12.4.3.2
Additional Reference(s):	662911 D01 v02r01 F)2)f)(i), 662911 D01 v02r01 E)1)		

DUT Configuration			
Mode:	802.11ax HE20 RU26	Duty Cycle (%):	97.6
Modulation Coding Scheme:	MCS2x1	DCCF (dB):	-
Antenna Configuration:	MIMO CDD	Peak Antenna Gain (dBi):	5.70
Active Port(s):	A+B (Core 0 + Core 1)	Active Chain(s):	0+1

Test Frequency (MHz)	Maximum Conducted Output Power (dBm)					Limit (dBm)	Margin (dB)
	A	B	C	D	∑		
5180 (RU26.0)	7.18	7.22	-	-	10.21	24.00	-13.79
5220 (RU26.0)	6.87	6.69	-	-	9.80	24.00	-14.20
5240 (RU26.8)	6.80	6.57	-	-	9.70	24.00	-14.30

Table 328 - FCC Maximum Conducted (average) Output Power Results

Test Configuration			
Frequency Range:	5.150-5.250 GHz	Band:	U-NII-1
Limit Clause(s):	15.407 (a)(1)(iv)	Test Method(s):	C63.10 12.4.3.2
Additional Reference(s):	662911 D01 v02r01 F)2)f)(i), 662911 D01 v02r01 E)1)		

DUT Configuration			
Mode:	802.11ax HE20 RU52	Duty Cycle (%):	97.8
Modulation Coding Scheme:	MCS2x1	DCCF (dB):	-
Antenna Configuration:	MIMO CDD	Peak Antenna Gain (dBi):	5.70
Active Port(s):	A+B (Core 0 + Core 1)	Active Chain(s):	0+1

Test Frequency (MHz)	Maximum Conducted Output Power (dBm)					Limit (dBm)	Margin (dB)
	A	B	C	D	∑		
5180 (RU52.37)	9.99	9.94	-	-	12.98	24.00	-11.02
5220 (RU52.37)	9.29	9.78	-	-	12.55	24.00	-11.45
5240 (RU52.40)	9.74	10.14	-	-	12.96	24.00	-11.04

Table 329 - FCC Maximum Conducted (average) Output Power Results

Test Configuration			
Frequency Range:	5.150-5.250 GHz	Band:	U-NII-1
Limit Clause(s):	15.407 (a)(1)(iv)	Test Method(s):	C63.10 12.4.3.2
Additional Reference(s):	662911 D01 v02r01 F)2)f)(i), 662911 D01 v02r01 E)1)		

DUT Configuration			
Mode:	802.11ax HE20 RU106	Duty Cycle (%):	98.3
Modulation Coding Scheme:	MCS2x1	DCCF (dB):	-
Antenna Configuration:	MIMO CDD	Peak Antenna Gain (dBi):	5.70
Active Port(s):	A+B (Core 0 + Core 1)	Active Chain(s):	0+1

Test Frequency (MHz)	Maximum Conducted Output Power (dBm)					Limit (dBm)	Margin (dB)
	A	B	C	D	∑		
5180 (RU106.53)	12.71	13.12	-	-	15.93	24.00	-8.07
5220 (RU106.53)	12.45	13.04	-	-	15.76	24.00	-8.24
5240 (RU106.54)	12.63	12.75	-	-	15.71	24.00	-8.29

Table 330 - FCC Maximum Conducted (average) Output Power Results

Test Configuration			
Frequency Range:	5.250-5.350 GHz	Band:	U-NII-2A
Limit Clause(s):	15.407 (a)(2)	Test Method(s):	C63.10 12.4.3.2
Additional Reference(s):	662911 D01 v02r01 F)2)f)(i), 662911 D01 v02r01 E)1)		

DUT Configuration			
Mode:	802.11ax HE20 RU52	Duty Cycle (%):	97.3
Modulation Coding Scheme:	MCS2x1	DCCF (dB):	-
Antenna Configuration:	MIMO CDD	Peak Antenna Gain (dBi):	5.70
Active Port(s):	A+B (Core 0 + Core 1)	Active Chain(s):	0+1

Test Frequency (MHz)	Minimum 26 dB Bandwidth (MHz)	Maximum Conducted Output Power (dBm)					Limit (dBm)	Margin (dB)
		A	B	C	D	∑		
5260 (RU52.37)	19.920	8.70	8.78	-	-	11.75	23.99	-12.24
5300 (RU52.37)	19.860	8.93	8.79	-	-	11.87	23.98	-12.11
5320 (RU52.40)	19.620	8.55	8.85	-	-	11.71	23.93	-12.22

Table 331 - FCC Maximum Conducted (average) Output Power Results

Test Configuration			
Frequency Range:	5.250-5.350 GHz	Band:	U-NII-2A
Limit Clause(s):	15.407 (a)(2)	Test Method(s):	C63.10 12.4.3.2
Additional Reference(s):	662911 D01 v02r01 F)2)f)(i), 662911 D01 v02r01 E)1)		

DUT Configuration			
Mode:	802.11ax HE20 RU106	Duty Cycle (%):	97.9
Modulation Coding Scheme:	MCS2x1	DCCF (dB):	-
Antenna Configuration:	MIMO CDD	Peak Antenna Gain (dBi):	5.70
Active Port(s):	A+B (Core 0 + Core 1)	Active Chain(s):	0+1

Test Frequency (MHz)	Minimum 26 dB Bandwidth (MHz)	Maximum Conducted Output Power (dBm)					Limit (dBm)	Margin (dB)
		A	B	C	D	∑		
5260 (RU106.53)	20.040	11.47	11.86	-	-	14.68	24.00	-9.32
5300 (RU106.53)	20.100	11.47	11.89	-	-	14.69	24.00	-9.31
5320 (RU106.54)	19.860	11.59	11.83	-	-	14.72	23.98	-9.26

Table 332 - FCC Maximum Conducted (average) Output Power Results

Test Configuration			
Frequency Range:	5.470-5.725 GHz	Band:	U-NII-2C
Limit Clause(s):	15.407 (a)(2)	Test Method(s):	C63.10 12.4.2.4 C63.10 12.4.3.2
Additional Reference(s):	662911 D01 v02r01 F)2)f)(i), 662911 D01 v02r01 E)1)		
Note(s):	Straddle channel power was measured using the appropriate SA test method. DCCF was added to the spectrum analyser reference level offset.		

DUT Configuration			
Mode:	802.11ax HE20 RU52	Duty Cycle (%):	97.0
Modulation Coding Scheme:	MCS2x1	DCCF (dB):	0.13
Antenna Configuration:	MIMO CDD	Peak Antenna Gain (dBi):	4.50
Active Port(s):	A+B (Core 0 + Core 1)	Active Chain(s):	0+1

Test Frequency (MHz)	Minimum 26 dB Bandwidth (MHz)	Maximum Conducted Output Power (dBm)					Limit (dBm)	Margin (dB)
		A	B	C	D	∑		
5500 (RU52.37)	19.920	9.89	10.36	-	-	13.14	23.99	-10.85
5580 (RU52.37)	19.980	10.22	10.41	-	-	13.33	24.00	-10.67
5700 (RU52.40)	19.680	9.20	9.62	-	-	12.42	23.94	-11.52
5720 (RU52.39)	14.120	9.86	10.19	-	-	13.04	22.50	-9.46

Table 333 - FCC Maximum Conducted (average) Output Power Results

Test Configuration			
Frequency Range:	5.470-5.725 GHz	Band:	U-NII-2C
Limit Clause(s):	15.407 (a)(2)	Test Method(s):	C63.10 12.4.2.4 C63.10 12.4.3.2
Additional Reference(s):	662911 D01 v02r01 F)2)f)(i), 662911 D01 v02r01 E)1)		
Note(s):	Straddle channel power was measured using the appropriate SA test method. DCCF was added to the spectrum analyser reference level offset.		

DUT Configuration			
Mode:	802.11ax HE20 RU106	Duty Cycle (%):	97.8
Modulation Coding Scheme:	MCS2x1	DCCF (dB):	0.10
Antenna Configuration:	MIMO CDD	Peak Antenna Gain (dBi):	4.50
Active Port(s):	A+B (Core 0 + Core 1)	Active Chain(s):	0+1

Test Frequency (MHz)	Minimum 26 dB Bandwidth (MHz)	Maximum Conducted Output Power (dBm)					Limit (dBm)	Margin (dB)
		A	B	C	D	∑		
5500 (RU106.53)	20.220	12.53	13.31	-	-	15.95	24.00	-8.05
5580 (RU106.53)	20.160	13.00	13.38	-	-	16.21	24.00	-7.79
5700 (RU106.54)	19.920	12.34	12.38	-	-	15.37	23.99	-8.62
5720 (RU106.53)	15.620	12.79	13.65	-	-	16.25	22.94	-6.69

Table 334 - FCC Maximum Conducted (average) Output Power Results

Test Configuration			
Frequency Range:	5.725-5.850 GHz	Band:	U-NII-3
Limit Clause(s):	15.407 (a)(3)	Test Method(s):	C63.10 12.4.3.2
Additional Reference(s):	662911 D01 v02r01 F)2)f)(i), 662911 D01 v02r01 E)1)		

DUT Configuration			
Mode:	802.11ax HE20 RU26	Duty Cycle (%):	97.2
Modulation Coding Scheme:	MCS2x1	DCCF (dB):	-
Antenna Configuration:	MIMO CDD	Peak Antenna Gain (dBi):	5.90
Active Port(s):	A+B (Core 0 + Core 1)	Active Chain(s):	0+1

Test Frequency (MHz)	Maximum Conducted Output Power (dBm)					Limit (dBm)	Margin (dB)
	A	B	C	D	∑		
5745 (RU26.0)	13.26	13.07	-	-	16.18	30.00	-13.82
5785 (RU26.0)	13.40	13.21	-	-	16.32	30.00	-13.68
5825 (RU26.8)	13.42	13.34	-	-	16.39	30.00	-13.61

Table 335 - Maximum Conducted (average) Output Power Results

Test Configuration			
Frequency Range:	5.725-5.850 GHz	Band:	U-NII-3
Limit Clause(s):	15.407 (a)(3)	Test Method(s):	C63.10 12.4.2.4 C63.10 12.4.3.2
Additional Reference(s):	662911 D01 v02r01 F)2)f)(i), 662911 D01 v02r01 E)1)		
Note(s):	Straddle channel power was measured using the appropriate SA test method. DCCF was added to the spectrum analyser reference level offset.		

DUT Configuration			
Mode:	802.11ax HE20 RU52	Duty Cycle (%):	97.1
Modulation Coding Scheme:	MCS2x1	DCCF (dB):	0.13
Antenna Configuration:	MIMO CDD	Peak Antenna Gain (dBi):	5.90
Active Port(s):	A+B (Core 0 + Core 1)	Active Chain(s):	0+1

Test Frequency (MHz)	Maximum Conducted Output Power (dBm)					Limit (dBm)	Margin (dB)
	A	B	C	D	∑		
5720 (RU52.40)	10.34	10.64	-	-	13.50	30.00	-16.50
5745 (RU52.37)	16.10	16.18	-	-	19.15	30.00	-10.85
5785 (RU52.37)	16.17	16.22	-	-	19.21	30.00	-10.79
5825 (RU52.40)	16.26	16.47	-	-	19.37	30.00	-10.63

Table 336 - Maximum Conducted (average) Output Power Results

Test Configuration			
Frequency Range:	5.725-5.850 GHz	Band:	U-NII-3
Limit Clause(s):	15.407 (a)(3)	Test Method(s):	C63.10 12.4.2.4 C63.10 12.4.3.2
Additional Reference(s):	662911 D01 v02r01 F)2)f)(i), 662911 D01 v02r01 E)1)		
Note(s):	Straddle channel power was measured using the appropriate SA test method. DCCF was added to the spectrum analyser reference level offset.		

DUT Configuration			
Mode:	802.11ax HE20 RU106	Duty Cycle (%):	97.9
Modulation Coding Scheme:	MCS2x1	DCCF (dB):	0.09
Antenna Configuration:	MIMO CDD	Peak Antenna Gain (dBi):	5.90
Active Port(s):	A+B (Core 0 + Core 1)	Active Chain(s):	0+1

Test Frequency (MHz)	Maximum Conducted Output Power (dBm)					Limit (dBm)	Margin (dB)
	A	B	C	D	∑		
5720 (RU106.54)	10.67	10.85	-	-	13.77	30.00	-16.23
5745 (RU106.53)	18.88	19.42	-	-	22.17	30.00	-7.83
5785 (RU106.53)	18.92	19.16	-	-	22.05	30.00	-7.95
5825 (RU106.54)	19.10	19.09	-	-	22.11	30.00	-7.89

Table 337 - Maximum Conducted (average) Output Power Results

MIMO SDM

Test Configuration			
Frequency Range:	5.150-5.250 GHz	Band:	U-NII-1
Limit Clause(s):	15.407 (a)(1)(iv)	Test Method(s):	C63.10 12.4.3.2
Additional Reference(s):	662911 D01 v02r01 F)2)d)(ii), 662911 D01 v02r01 E)1)		

DUT Configuration			
Mode:	802.11n HT20	Duty Cycle (%):	96.2
Modulation Coding Scheme:	MCS10	DCCF (dB):	-
Antenna Configuration:	MIMO SDM	Peak Antenna Gain (dBi):	4.66
Active Port(s):	A+B (Core 0 + Core 1)	Active Chain(s):	0+1

Test Frequency (MHz)	Maximum Conducted Output Power (dBm)					Limit (dBm)	Margin (dB)
	A	B	C	D	∑		
5180	16.65	16.29	-	-	19.48	24.00	-4.52
5220	16.68	16.72	-	-	19.71	24.00	-4.29
5240	16.70	16.86	-	-	19.79	24.00	-4.21

Table 338 - FCC Maximum Conducted (average) Output Power Results

Test Configuration			
Frequency Range:	5.150-5.250 GHz	Band:	U-NII-1
Limit Clause(s):	15.407 (a)(1)(iv)	Test Method(s):	C63.10 12.4.3.2
Additional Reference(s):	662911 D01 v02r01 F)2)d)(ii), 662911 D01 v02r01 E)1)		

DUT Configuration			
Mode:	802.11n HT40	Duty Cycle (%):	93.3
Modulation Coding Scheme:	MCS10	DCCF (dB):	-
Antenna Configuration:	MIMO SDM	Peak Antenna Gain (dBi):	4.66
Active Port(s):	A+B (Core 0 + Core 1)	Active Chain(s):	0+1

Test Frequency (MHz)	Maximum Conducted Output Power (dBm)					Limit (dBm)	Margin (dB)
	A	B	C	D	∑		
5190	15.79	15.71	-	-	18.76	24.00	-5.24
5230	19.35	19.34	-	-	22.35	24.00	-1.65

Table 339 - FCC Maximum Conducted (average) Output Power Results

Test Configuration			
Frequency Range:	5.150-5.250 GHz	Band:	U-NII-1
Limit Clause(s):	15.407 (a)(1)(iv)	Test Method(s):	C63.10 12.4.3.2
Additional Reference(s):	662911 D01 v02r01 F)2)d)(ii), 662911 D01 v02r01 E)1)		

DUT Configuration			
Mode:	802.11ac VHT80	Duty Cycle (%):	89.9
Modulation Coding Scheme:	MCS2x2	DCCF (dB):	-
Antenna Configuration:	MIMO SDM	Peak Antenna Gain (dBi):	4.66
Active Port(s):	A+B (Core 0 + Core 1)	Active Chain(s):	0+1

Test Frequency (MHz)	Maximum Conducted Output Power (dBm)					Limit (dBm)	Margin (dB)
	A	B	C	D	∑		
5210	14.95	14.96	-	-	17.96	24.00	-6.04

Table 340 - FCC Maximum Conducted (average) Output Power Results

Test Configuration			
Frequency Range:	5.150-5.250 GHz	Band:	U-NII-1
Limit Clause(s):	15.407 (a)(1)(iv)	Test Method(s):	C63.10 12.4.2.4
Additional Reference(s):	662911 D01 v02r01 F)2)d)(ii), 662911 D01 v02r01 E)1)		
Note(s):	Straddle channel power was measured using the appropriate SA test method. DCCF was added to the spectrum analyser reference level offset.		

DUT Configuration			
Mode:	802.11ac VHT160	Duty Cycle (%):	84.3
Modulation Coding Scheme:	MCS2x2	DCCF (dB):	0.74
Antenna Configuration:	MIMO SDM	Peak Antenna Gain (dBi):	4.66
Active Port(s):	A+B (Core 0 + Core 1)	Active Chain(s):	0+1

Test Frequency (MHz)	Maximum Conducted Output Power (dBm)					Limit (dBm)	Margin (dB)
	A	B	C	D	∑		
5250	8.23	8.39	-	-	11.32	24.00	-12.68

Table 341 - FCC Maximum Conducted (average) Output Power Results

Test Configuration			
Frequency Range:	5.150-5.250 GHz	Band:	U-NII-1
Limit Clause(s):	15.407 (a)(1)(iv)	Test Method(s):	C63.10 12.4.3.2
Additional Reference(s):	662911 D01 v02r01 F)2)d)(ii), 662911 D01 v02r01 E)1)		

DUT Configuration			
Mode:	802.11ax HE20 SU	Duty Cycle (%):	97.2
Modulation Coding Scheme:	MCS2x2	DCCF (dB):	-
Antenna Configuration:	MIMO SDM	Peak Antenna Gain (dBi):	4.66
Active Port(s):	A+B (Core 0 + Core 1)	Active Chain(s):	0+1

Test Frequency (MHz)	Maximum Conducted Output Power (dBm)					Limit (dBm)	Margin (dB)
	A	B	C	D	∑		
5180	15.87	16.00	-	-	18.95	24.00	-5.05
5220	16.73	16.76	-	-	19.76	24.00	-4.24
5240	16.72	16.90	-	-	19.82	24.00	-4.18

Table 342 - FCC Maximum Conducted (average) Output Power Results

Test Configuration			
Frequency Range:	5.150-5.250 GHz	Band:	U-NII-1
Limit Clause(s):	15.407 (a)(1)(iv)	Test Method(s):	C63.10 12.4.3.2
Additional Reference(s):	662911 D01 v02r01 F)2)d)(ii), 662911 D01 v02r01 E)1)		

DUT Configuration			
Mode:	802.11ax HE40 SU	Duty Cycle (%):	97.5
Modulation Coding Scheme:	MCS2x2	DCCF (dB):	-
Antenna Configuration:	MIMO SDM	Peak Antenna Gain (dBi):	4.66
Active Port(s):	A+B (Core 0 + Core 1)	Active Chain(s):	0+1

Test Frequency (MHz)	Maximum Conducted Output Power (dBm)					Limit (dBm)	Margin (dB)
	A	B	C	D	∑		
5190	15.24	15.38	-	-	18.32	24.00	-5.68
5230	19.49	19.30	-	-	22.41	24.00	-1.59

Table 343 - FCC Maximum Conducted (average) Output Power Results

Test Configuration			
Frequency Range:	5.150-5.250 GHz	Band:	U-NII-1
Limit Clause(s):	15.407 (a)(1)(iv)	Test Method(s):	C63.10 12.4.3.2
Additional Reference(s):	662911 D01 v02r01 F)2)d)(ii), 662911 D01 v02r01 E)1)		

DUT Configuration			
Mode:	802.11ax HE80 SU	Duty Cycle (%):	96.7
Modulation Coding Scheme:	MCS2x2	DCCF (dB):	-
Antenna Configuration:	MIMO SDM	Peak Antenna Gain (dBi):	4.66
Active Port(s):	A+B (Core 0 + Core 1)	Active Chain(s):	0+1

Test Frequency (MHz)	Maximum Conducted Output Power (dBm)					Limit (dBm)	Margin (dB)
	A	B	C	D	∑		
5210	14.69	14.73	-	-	17.72	24.00	-6.28

Table 344 - FCC Maximum Conducted (average) Output Power Results

Test Configuration			
Frequency Range:	5.150-5.250 GHz	Band:	U-NII-1
Limit Clause(s):	15.407 (a)(1)(iv)	Test Method(s):	C63.10 12.4.2.4
Additional Reference(s):	662911 D01 v02r01 F)2)d)(ii), 662911 D01 v02r01 E)1)		
Note(s):	Straddle channel power was measured using the appropriate SA test method. DCCF was added to the spectrum analyser reference level offset.		

DUT Configuration			
Mode:	802.11ax HE160 SU	Duty Cycle (%):	94.5
Modulation Coding Scheme:	MCS2x2	DCCF (dB):	0.25
Antenna Configuration:	MIMO SDM	Peak Antenna Gain (dBi):	4.66
Active Port(s):	A+B (Core 0 + Core 1)	Active Chain(s):	0+1

Test Frequency (MHz)	Maximum Conducted Output Power (dBm)					Limit (dBm)	Margin (dB)
	A	B	C	D	∑		
5250	8.43	8.82	-	-	11.64	24.00	-12.36

Table 345 - FCC Maximum Conducted (average) Output Power Results

Test Configuration			
Frequency Range:	5.250-5.350 GHz	Band:	U-NII-2A
Limit Clause(s):	15.407 (a)(2)	Test Method(s):	C63.10 12.4.3.2
Additional Reference(s):	662911 D01 v02r01 F)2)d)(ii), 662911 D01 v02r01 E)1)		

DUT Configuration			
Mode:	802.11n HT20	Duty Cycle (%):	94.6
Modulation Coding Scheme:	MCS10	DCCF (dB):	-
Antenna Configuration:	MIMO SDM	Peak Antenna Gain (dBi):	5.55
Active Port(s):	A+B (Core 0 + Core 1)	Active Chain(s):	0+1

Test Frequency (MHz)	Minimum 26 dB Bandwidth (MHz)	Maximum Conducted Output Power (dBm)					Limit (dBm)	Margin (dB)
		A	B	C	D	∑		
5260	20.940	16.66	16.88	-	-	19.78	24.00	-4.22
5300	21.000	16.62	16.59	-	-	19.61	24.00	-4.39
5320	21.900	16.78	16.58	-	-	19.69	24.00	-4.31

Table 346 - FCC Maximum Conducted (average) Output Power Results

Test Configuration			
Frequency Range:	5.250-5.350 GHz	Band:	U-NII-2A
Limit Clause(s):	15.407 (a)(2)	Test Method(s):	C63.10 12.4.3.2
Additional Reference(s):	662911 D01 v02r01 F)2)d)(ii), 662911 D01 v02r01 E)1)		

DUT Configuration			
Mode:	802.11n HT40	Duty Cycle (%):	91.0
Modulation Coding Scheme:	MCS10	DCCF (dB):	-
Antenna Configuration:	MIMO SDM	Peak Antenna Gain (dBi):	5.55
Active Port(s):	A+B (Core 0 + Core 1)	Active Chain(s):	0+1

Test Frequency (MHz)	Minimum 26 dB Bandwidth (MHz)	Maximum Conducted Output Power (dBm)					Limit (dBm)	Margin (dB)
		A	B	C	D	∑		
5270	41.160	19.42	19.35	-	-	22.40	24.00	-1.60
5310	42.960	14.02	14.23	-	-	17.14	24.00	-6.86

Table 347 - FCC Maximum Conducted (average) Output Power Results

Test Configuration			
Frequency Range:	5.250-5.350 GHz	Band:	U-NII-2A
Limit Clause(s):	15.407 (a)(2)	Test Method(s):	C63.10 12.4.3.2
Additional Reference(s):	662911 D01 v02r01 F)2)d)(ii), 662911 D01 v02r01 E)1)		

DUT Configuration			
Mode:	802.11ac VHT80	Duty Cycle (%):	85.7
Modulation Coding Scheme:	MCS2x2	DCCF (dB):	-
Antenna Configuration:	MIMO SDM	Peak Antenna Gain (dBi):	5.55
Active Port(s):	A+B (Core 0 + Core 1)	Active Chain(s):	0+1

Test Frequency (MHz)	Minimum 26 dB Bandwidth (MHz)	Maximum Conducted Output Power (dBm)					Limit (dBm)	Margin (dB)
		A	B	C	D	∑		
5290	84.700	12.18	12.07	-	-	15.14	24.00	-8.86

Table 348 - FCC Maximum Conducted (average) Output Power Results

Test Configuration			
Frequency Range:	5.250-5.350 GHz	Band:	U-NII-2A
Limit Clause(s):	15.407 (a)(2)	Test Method(s):	C63.10 12.4.2.4
Additional Reference(s):	662911 D01 v02r01 F)2)d)(ii), 662911 D01 v02r01 E)1)		
Note(s):	Straddle channel power was measured using the appropriate SA test method. DCCF was added to the spectrum analyser reference level offset.		

DUT Configuration			
Mode:	802.11ac VHT160	Duty Cycle (%):	84.3
Modulation Coding Scheme:	MCS2x2	DCCF (dB):	0.74
Antenna Configuration:	MIMO SDM	Peak Antenna Gain (dBi):	5.55
Active Port(s):	A+B (Core 0 + Core 1)	Active Chain(s):	0+1

Test Frequency (MHz)	Minimum 26 dB Bandwidth (MHz)	Maximum Conducted Output Power (dBm)					Limit (dBm)	Margin (dB)
		A	B	C	D	∑		
5250	83.160	8.78	8.89	-	-	11.84	24.00	-12.16

Table 349 - FCC Maximum Conducted (average) Output Power Results

Test Configuration			
Frequency Range:	5.250-5.350 GHz	Band:	U-NII-2A
Limit Clause(s):	15.407 (a)(2)	Test Method(s):	C63.10 12.4.3.2
Additional Reference(s):	662911 D01 v02r01 F)2)d)(ii), 662911 D01 v02r01 E)1)		

DUT Configuration			
Mode:	802.11ax HE20 SU	Duty Cycle (%):	96.5
Modulation Coding Scheme:	MCS2x2	DCCF (dB):	-
Antenna Configuration:	MIMO SDM	Peak Antenna Gain (dBi):	5.55
Active Port(s):	A+B (Core 0 + Core 1)	Active Chain(s):	0+1

Test Frequency (MHz)	Minimum 26 dB Bandwidth (MHz)	Maximum Conducted Output Power (dBm)					Limit (dBm)	Margin (dB)
		A	B	C	D	∑		
5260	20.820	16.67	16.65	-	-	19.67	24.00	-4.33
5300	20.940	16.69	16.90	-	-	19.81	24.00	-4.19
5320	21.720	16.73	16.55	-	-	19.65	24.00	-4.35

Table 350 - FCC Maximum Conducted (average) Output Power Results

Test Configuration			
Frequency Range:	5.250-5.350 GHz	Band:	U-NII-2A
Limit Clause(s):	15.407 (a)(2)	Test Method(s):	C63.10 12.4.3.2
Additional Reference(s):	662911 D01 v02r01 F)2)d)(ii), 662911 D01 v02r01 E)1)		

DUT Configuration			
Mode:	802.11ax HE40 SU	Duty Cycle (%):	96.2
Modulation Coding Scheme:	MCS2x2	DCCF (dB):	-
Antenna Configuration:	MIMO SDM	Peak Antenna Gain (dBi):	5.55
Active Port(s):	A+B (Core 0 + Core 1)	Active Chain(s):	0+1

Test Frequency (MHz)	Minimum 26 dB Bandwidth (MHz)	Maximum Conducted Output Power (dBm)					Limit (dBm)	Margin (dB)
		A	B	C	D	∑		
5270	41.400	19.32	19.32	-	-	22.33	24.00	-1.67
5310	43.080	13.09	13.20	-	-	16.16	24.00	-7.84

Table 351 - FCC Maximum Conducted (average) Output Power Results

Test Configuration			
Frequency Range:	5.250-5.350 GHz	Band:	U-NII-2A
Limit Clause(s):	15.407 (a)(2)	Test Method(s):	C63.10 12.4.3.2
Additional Reference(s):	662911 D01 v02r01 F)2)d)(ii), 662911 D01 v02r01 E)1)		

DUT Configuration			
Mode:	802.11ax HE80 SU	Duty Cycle (%):	95.9
Modulation Coding Scheme:	MCS2x2	DCCF (dB):	-
Antenna Configuration:	MIMO SDM	Peak Antenna Gain (dBi):	5.55
Active Port(s):	A+B (Core 0 + Core 1)	Active Chain(s):	0+1

Test Frequency (MHz)	Minimum 26 dB Bandwidth (MHz)	Maximum Conducted Output Power (dBm)					Limit (dBm)	Margin (dB)
		A	B	C	D	∑		
5290	82.940	12.20	12.41	-	-	15.31	24.00	-8.69

Table 352 - FCC Maximum Conducted (average) Output Power Results

Test Configuration			
Frequency Range:	5.250-5.350 GHz	Band:	U-NII-2A
Limit Clause(s):	15.407 (a)(2)	Test Method(s):	C63.10 12.4.2.4
Additional Reference(s):	662911 D01 v02r01 F)2)d)(ii), 662911 D01 v02r01 E)1)		
Note(s):	Straddle channel power was measured using the appropriate SA test method. DCCF was added to the spectrum analyser reference level offset.		

DUT Configuration			
Mode:	802.11ax HE160 SU	Duty Cycle (%):	94.5
Modulation Coding Scheme:	MCS2x2	DCCF (dB):	0.25
Antenna Configuration:	MIMO SDM	Peak Antenna Gain (dBi):	5.55
Active Port(s):	A+B (Core 0 + Core 1)	Active Chain(s):	0+1

Test Frequency (MHz)	Minimum 26 dB Bandwidth (MHz)	Maximum Conducted Output Power (dBm)					Limit (dBm)	Margin (dB)
		A	B	C	D	∑		
5250	82.740	8.96	9.26	-	-	12.12	24.00	-11.88

Table 353 - FCC Maximum Conducted (average) Output Power Results

Test Configuration			
Frequency Range:	5.470-5.725 GHz	Band:	U-NII-2C
Limit Clause(s):	15.407 (a)(2)	Test Method(s):	C63.10 12.4.2.4 C63.10 12.4.3.2
Additional Reference(s):	662911 D01 v02r01 F)2)d)(ii), 662911 D01 v02r01 E)1)		
Note(s):	Straddle channel power was measured using the appropriate SA test method. DCCF was added to the spectrum analyser reference level offset.		

DUT Configuration			
Mode:	802.11n HT20	Duty Cycle (%):	94.3
Modulation Coding Scheme:	MCS10	DCCF (dB):	0.25
Antenna Configuration:	MIMO SDM	Peak Antenna Gain (dBi):	4.16
Active Port(s):	A+B (Core 0 + Core 1)	Active Chain(s):	0+1

Test Frequency (MHz)	Minimum 26 dB Bandwidth (MHz)	Maximum Conducted Output Power (dBm)					Limit (dBm)	Margin (dB)
		A	B	C	D	∑		
5500	22.080	16.57	16.60	-	-	19.60	24.00	-4.40
5580	21.000	16.93	16.68	-	-	19.82	24.00	-4.18
5700	21.780	16.29	16.13	-	-	19.22	24.00	-4.78
5720	15.500	15.68	15.88	-	-	18.79	22.90	-4.11

Table 354 - FCC Maximum Conducted (average) Output Power Results

Test Configuration			
Frequency Range:	5.470-5.725 GHz	Band:	U-NII-2C
Limit Clause(s):	15.407 (a)(2)	Test Method(s):	C63.10 12.4.2.4 C63.10 12.4.3.2
Additional Reference(s):	662911 D01 v02r01 F)2)d)(ii), 662911 D01 v02r01 E)1)		
Note(s):	Straddle channel power was measured using the appropriate SA test method. DCCF was added to the spectrum analyser reference level offset.		

DUT Configuration			
Mode:	802.11n HT40	Duty Cycle (%):	90.5
Modulation Coding Scheme:	MCS10	DCCF (dB):	0.43
Antenna Configuration:	MIMO SDM	Peak Antenna Gain (dBi):	4.16
Active Port(s):	A+B (Core 0 + Core 1)	Active Chain(s):	0+1

Test Frequency (MHz)	Minimum 26 dB Bandwidth (MHz)	Maximum Conducted Output Power (dBm)					Limit (dBm)	Margin (dB)
		A	B	C	D	∑		
5510	42.000	15.32	15.39	-	-	18.37	24.00	-5.63
5550	41.200	19.43	19.40	-	-	22.42	24.00	-1.58
5670	43.080	18.85	18.94	-	-	21.91	24.00	-2.09
5710	35.640	19.02	19.19	-	-	22.12	24.00	-1.88

Table 355 - FCC Maximum Conducted (average) Output Power Results

Test Configuration			
Frequency Range:	5.470-5.725 GHz	Band:	U-NII-2C
Limit Clause(s):	15.407 (a)(2)	Test Method(s):	C63.10 12.4.2.4 C63.10 12.4.3.2
Additional Reference(s):	662911 D01 v02r01 F)2)d)(ii), 662911 D01 v02r01 E)1)		
Note(s):	Straddle channel power was measured using the appropriate SA test method. DCCF was added to the spectrum analyser reference level offset.		

DUT Configuration			
Mode:	802.11ac VHT80	Duty Cycle (%):	84.6
Modulation Coding Scheme:	MCS2x2	DCCF (dB):	0.73
Antenna Configuration:	MIMO SDM	Peak Antenna Gain (dBi):	4.16
Active Port(s):	A+B (Core 0 + Core 1)	Active Chain(s):	0+1

Test Frequency (MHz)	Minimum 26 dB Bandwidth (MHz)	Maximum Conducted Output Power (dBm)					Limit (dBm)	Margin (dB)
		A	B	C	D	∑		
5530	85.580	13.59	13.68	-	-	16.65	24.00	-7.35
5610	85.800	19.67	19.78	-	-	22.74	24.00	-1.26
5690	75.920	19.33	19.56	-	-	22.46	24.00	-1.54

Table 356 - FCC Maximum Conducted (average) Output Power Results

Test Configuration			
Frequency Range:	5.470-5.725 GHz	Band:	U-NII-2C
Limit Clause(s):	15.407 (a)(2)	Test Method(s):	C63.10 12.4.3.2
Additional Reference(s):	662911 D01 v02r01 F)2)d)(ii), 662911 D01 v02r01 E)1)		

DUT Configuration			
Mode:	802.11ac VHT160	Duty Cycle (%):	80.5
Modulation Coding Scheme:	MCS2x2	DCCF (dB):	-
Antenna Configuration:	MIMO SDM	Peak Antenna Gain (dBi):	4.16
Active Port(s):	A+B (Core 0 + Core 1)	Active Chain(s):	0+1

Test Frequency (MHz)	Minimum 26 dB Bandwidth (MHz)	Maximum Conducted Output Power (dBm)					Limit (dBm)	Margin (dB)
		A	B	C	D	∑		
5570	165.900	11.06	11.07	-	-	14.08	24.00	-9.92

Table 357 - FCC Maximum Conducted (average) Output Power Results

Test Configuration			
Frequency Range:	5.470-5.725 GHz	Band:	U-NII-2C
Limit Clause(s):	15.407 (a)(2)	Test Method(s):	C63.10 12.4.2.4 C63.10 12.4.3.2
Additional Reference(s):	662911 D01 v02r01 F)2)d)(ii), 662911 D01 v02r01 E)1)		
Note(s):	Straddle channel power was measured using the appropriate SA test method. DCCF was added to the spectrum analyser reference level offset.		

DUT Configuration			
Mode:	802.11ax HE20 SU	Duty Cycle (%):	96.0
Modulation Coding Scheme:	MCS2x2	DCCF (dB):	0.18
Antenna Configuration:	MIMO SDM	Peak Antenna Gain (dBi):	4.16
Active Port(s):	A+B (Core 0 + Core 1)	Active Chain(s):	0+1

Test Frequency (MHz)	Minimum 26 dB Bandwidth (MHz)	Maximum Conducted Output Power (dBm)					Limit (dBm)	Margin (dB)
		A	B	C	D	∑		
5500	22.020	16.77	16.52	-	-	19.66	24.00	-4.34
5580	21.000	16.75	16.68	-	-	19.73	24.00	-4.27
5700	21.720	15.08	15.09	-	-	18.10	24.00	-5.90
5720	15.500	15.27	15.59	-	-	18.44	22.90	-4.46

Table 358 - FCC Maximum Conducted (average) Output Power Results

Test Configuration			
Frequency Range:	5.470-5.725 GHz	Band:	U-NII-2C
Limit Clause(s):	15.407 (a)(2)	Test Method(s):	C63.10 12.4.2.4 C63.10 12.4.3.2
Additional Reference(s):	662911 D01 v02r01 F)2)d)(ii), 662911 D01 v02r01 E)1)		
Note(s):	Straddle channel power was measured using the appropriate SA test method. DCCF was added to the spectrum analyser reference level offset.		

DUT Configuration			
Mode:	802.11ax HE40 SU	Duty Cycle (%):	96.0
Modulation Coding Scheme:	MCS2x2	DCCF (dB):	0.18
Antenna Configuration:	MIMO SDM	Peak Antenna Gain (dBi):	4.16
Active Port(s):	A+B (Core 0 + Core 1)	Active Chain(s):	0+1

Test Frequency (MHz)	Minimum 26 dB Bandwidth (MHz)	Maximum Conducted Output Power (dBm)					Limit (dBm)	Margin (dB)
		A	B	C	D	∑		
5510	42.720	14.10	14.05	-	-	17.09	24.00	-6.91
5550	41.400	19.15	19.11	-	-	22.14	24.00	-1.86
5670	43.200	17.36	17.42	-	-	20.40	24.00	-3.60
5710	35.640	18.79	19.04	-	-	21.92	24.00	-2.08

Table 359 - FCC Maximum Conducted (average) Output Power Results

Test Configuration			
Frequency Range:	5.470-5.725 GHz	Band:	U-NII-2C
Limit Clause(s):	15.407 (a)(2)	Test Method(s):	C63.10 12.4.2.4 C63.10 12.4.3.2
Additional Reference(s):	662911 D01 v02r01 F)2)d)(ii), 662911 D01 v02r01 E)1)		
Note(s):	Straddle channel power was measured using the appropriate SA test method. DCCF was added to the spectrum analyser reference level offset.		

DUT Configuration			
Mode:	802.11ax HE80 SU	Duty Cycle (%):	95.6
Modulation Coding Scheme:	MCS2x2	DCCF (dB):	0.20
Antenna Configuration:	MIMO SDM	Peak Antenna Gain (dBi):	4.16
Active Port(s):	A+B (Core 0 + Core 1)	Active Chain(s):	0+1

Test Frequency (MHz)	Minimum 26 dB Bandwidth (MHz)	Maximum Conducted Output Power (dBm)					Limit (dBm)	Margin (dB)
		A	B	C	D	∑		
5530	83.600	12.90	12.80	-	-	15.86	24.00	-8.14
5610	85.580	19.61	19.57	-	-	22.60	24.00	-1.40
5690	75.920	19.51	19.53	-	-	22.53	24.00	-1.47

Table 360 - FCC Maximum Conducted (average) Output Power Results

Test Configuration			
Frequency Range:	5.470-5.725 GHz	Band:	U-NII-2C
Limit Clause(s):	15.407 (a)(2)	Test Method(s):	C63.10 12.4.3.2
Additional Reference(s):	662911 D01 v02r01 F)2)d)(ii), 662911 D01 v02r01 E)1)		

DUT Configuration			
Mode:	802.11ax HE160 SU	Duty Cycle (%):	93.1
Modulation Coding Scheme:	MCS2x2	DCCF (dB):	-
Antenna Configuration:	MIMO SDM	Peak Antenna Gain (dBi):	4.16
Active Port(s):	A+B (Core 0 + Core 1)	Active Chain(s):	0+1

Test Frequency (MHz)	Minimum 26 dB Bandwidth (MHz)	Maximum Conducted Output Power (dBm)					Limit (dBm)	Margin (dB)
		A	B	C	D	∑		
5570	165.480	11.20	11.29	-	-	14.26	24.00	-9.74

Table 361 - FCC Maximum Conducted (average) Output Power Results

Test Configuration			
Frequency Range:	5.725-5.850 GHz	Band:	U-NII-3
Limit Clause(s):	15.407 (a)(3)	Test Method(s):	C63.10 12.4.2.4 C63.10 12.4.3.2
Additional Reference(s):	662911 D01 v02r01 F)2)d)(ii), 662911 D01 v02r01 E)1)		
Note(s):	Straddle channel power was measured using the appropriate SA test method. DCCF was added to the spectrum analyser reference level offset.		

DUT Configuration			
Mode:	802.11n HT20	Duty Cycle (%):	94.6
Modulation Coding Scheme:	MCS10	DCCF (dB):	0.24
Antenna Configuration:	MIMO SDM	Peak Antenna Gain (dBi):	5.43
Active Port(s):	A+B (Core 0 + Core 1)	Active Chain(s):	0+1

Test Frequency (MHz)	Maximum Conducted Output Power (dBm)					Limit (dBm)	Margin (dB)
	A	B	C	D	∑		
5720	8.71	8.95	-	-	11.84	30.00	-18.16
5745	21.41	21.40	-	-	24.42	30.00	-5.58
5785	21.45	21.36	-	-	24.42	30.00	-5.58
5825	21.23	21.24	-	-	24.25	30.00	-5.75

Table 362 - Maximum Conducted (average) Output Power Results

Test Configuration			
Frequency Range:	5.725-5.850 GHz	Band:	U-NII-3
Limit Clause(s):	15.407 (a)(3)	Test Method(s):	C63.10 12.4.2.4 C63.10 12.4.3.2
Additional Reference(s):	662911 D01 v02r01 F)2)d)(ii), 662911 D01 v02r01 E)1)		
Note(s):	Straddle channel power was measured using the appropriate SA test method. DCCF was added to the spectrum analyser reference level offset.		

DUT Configuration			
Mode:	802.11n HT40	Duty Cycle (%):	90.7
Modulation Coding Scheme:	MCS10	DCCF (dB):	0.42
Antenna Configuration:	MIMO SDM	Peak Antenna Gain (dBi):	5.43
Active Port(s):	A+B (Core 0 + Core 1)	Active Chain(s):	0+1

Test Frequency (MHz)	Maximum Conducted Output Power (dBm)					Limit (dBm)	Margin (dB)
	A	B	C	D	∑		
5710	7.31	7.72	-	-	10.53	30.00	-19.47
5755	21.38	21.34	-	-	24.37	30.00	-5.63
5795	21.27	21.06	-	-	24.18	30.00	-5.82

Table 363 - Maximum Conducted (average) Output Power Results

Test Configuration			
Frequency Range:	5.725-5.850 GHz	Band:	U-NII-3
Limit Clause(s):	15.407 (a)(3)	Test Method(s):	C63.10 12.4.2.4 C63.10 12.4.3.2
Additional Reference(s):	662911 D01 v02r01 F)2)d)(ii), 662911 D01 v02r01 E)1)		
Note(s):	Straddle channel power was measured using the appropriate SA test method. DCCF was added to the spectrum analyser reference level offset.		

DUT Configuration			
Mode:	802.11ac VHT80	Duty Cycle (%):	85.7
Modulation Coding Scheme:	MCS2x2	DCCF (dB):	0.67
Antenna Configuration:	MIMO SDM	Peak Antenna Gain (dBi):	5.43
Active Port(s):	A+B (Core 0 + Core 1)	Active Chain(s):	0+1

Test Frequency (MHz)	Maximum Conducted Output Power (dBm)					Limit (dBm)	Margin (dB)
	A	B	C	D	∑		
5690	4.47	5.02	-	-	7.76	30.00	-22.24
5775	18.64	18.60	-	-	21.63	30.00	-8.37

Table 364 - Maximum Conducted (average) Output Power Results

Test Configuration			
Frequency Range:	5.725-5.850 GHz	Band:	U-NII-3
Limit Clause(s):	15.407 (a)(3)	Test Method(s):	C63.10 12.4.2.4 C63.10 12.4.3.2
Additional Reference(s):	662911 D01 v02r01 F)2)d)(ii), 662911 D01 v02r01 E)1)		
Note(s):	Straddle channel power was measured using the appropriate SA test method. DCCF was added to the spectrum analyser reference level offset.		

DUT Configuration			
Mode:	802.11ax HE20 SU	Duty Cycle (%):	96.2
Modulation Coding Scheme:	MCS2x2	DCCF (dB):	0.17
Antenna Configuration:	MIMO SDM	Peak Antenna Gain (dBi):	5.43
Active Port(s):	A+B (Core 0 + Core 1)	Active Chain(s):	0+1

Test Frequency (MHz)	Maximum Conducted Output Power (dBm)					Limit (dBm)	Margin (dB)
	A	B	C	D	∑		
5720	8.99	9.26	-	-	12.14	30.00	-17.86
5745	21.25	21.22	-	-	24.25	30.00	-5.75
5785	21.46	21.42	-	-	24.45	30.00	-5.55
5825	21.31	21.19	-	-	24.27	30.00	-5.73

Table 365 - Maximum Conducted (average) Output Power Results

Test Configuration			
Frequency Range:	5.725-5.850 GHz	Band:	U-NII-3
Limit Clause(s):	15.407 (a)(3)	Test Method(s):	C63.10 12.4.2.4 C63.10 12.4.3.2
Additional Reference(s):	662911 D01 v02r01 F)2)d)(ii), 662911 D01 v02r01 E)1)		
Note(s):	Straddle channel power was measured using the appropriate SA test method. DCCF was added to the spectrum analyser reference level offset.		

DUT Configuration			
Mode:	802.11ax HE40 SU	Duty Cycle (%):	96.1
Modulation Coding Scheme:	MCS2x2	DCCF (dB):	0.17
Antenna Configuration:	MIMO SDM	Peak Antenna Gain (dBi):	5.43
Active Port(s):	A+B (Core 0 + Core 1)	Active Chain(s):	0+1

Test Frequency (MHz)	Maximum Conducted Output Power (dBm)					Limit (dBm)	Margin (dB)
	A	B	C	D	∑		
5710	7.63	8.24	-	-	10.96	30.00	-19.04
5755	21.27	21.43	-	-	24.36	30.00	-5.64
5795	21.33	21.19	-	-	24.27	30.00	-5.73

Table 366 - Maximum Conducted (average) Output Power Results

Test Configuration			
Frequency Range:	5.725-5.850 GHz	Band:	U-NII-3
Limit Clause(s):	15.407 (a)(3)	Test Method(s):	C63.10 12.4.2.4 C63.10 12.4.3.2
Additional Reference(s):	662911 D01 v02r01 F)2)d)(ii), 662911 D01 v02r01 E)1)		
Note(s):	Straddle channel power was measured using the appropriate SA test method. DCCF was added to the spectrum analyser reference level offset.		

DUT Configuration			
Mode:	802.11ax HE80 SU	Duty Cycle (%):	95.9
Modulation Coding Scheme:	MCS2x2	DCCF (dB):	0.18
Antenna Configuration:	MIMO SDM	Peak Antenna Gain (dBi):	5.43
Active Port(s):	A+B (Core 0 + Core 1)	Active Chain(s):	0+1

Test Frequency (MHz)	Maximum Conducted Output Power (dBm)					Limit (dBm)	Margin (dB)
	A	B	C	D	∑		
5690	4.74	5.15	-	-	7.96	30.00	-22.04
5775	18.61	18.56	-	-	21.60	30.00	-8.40

Table 367 - Maximum Conducted (average) Output Power Results

Test Configuration			
Frequency Range:	5.150-5.250 GHz	Band:	U-NII-1
Limit Clause(s):	15.407 (a)(1)(iv)	Test Method(s):	C63.10 12.4.3.2
Additional Reference(s):	662911 D01 v02r01 F)2)d)(ii), 662911 D01 v02r01 E)1)		

DUT Configuration			
Mode:	802.11ax HE20 RU26	Duty Cycle (%):	97.6
Modulation Coding Scheme:	MCS2x2	DCCF (dB):	-
Antenna Configuration:	MIMO SDM	Peak Antenna Gain (dBi):	4.66
Active Port(s):	A+B (Core 0 + Core 1)	Active Chain(s):	0+1

Test Frequency (MHz)	Maximum Conducted Output Power (dBm)					Limit (dBm)	Margin (dB)
	A	B	C	D	∑		
5180 (RU26.0)	8.89	8.27	-	-	11.60	24.00	-12.40
5220 (RU26.0)	8.69	8.27	-	-	11.49	24.00	-12.51
5240 (RU26.8)	8.66	8.13	-	-	11.41	24.00	-12.59

Table 368 - FCC Maximum Conducted (average) Output Power Results

Test Configuration			
Frequency Range:	5.150-5.250 GHz	Band:	U-NII-1
Limit Clause(s):	15.407 (a)(1)(iv)	Test Method(s):	C63.10 12.4.3.2
Additional Reference(s):	662911 D01 v02r01 F)2)d)(ii), 662911 D01 v02r01 E)1)		

DUT Configuration			
Mode:	802.11ax HE20 RU52	Duty Cycle (%):	97.3
Modulation Coding Scheme:	MCS2x2	DCCF (dB):	-
Antenna Configuration:	MIMO SDM	Peak Antenna Gain (dBi):	4.66
Active Port(s):	A+B (Core 0 + Core 1)	Active Chain(s):	0+1

Test Frequency (MHz)	Maximum Conducted Output Power (dBm)					Limit (dBm)	Margin (dB)
	A	B	C	D	∑		
5180 (RU52.37)	11.58	11.43	-	-	14.52	24.00	-9.48
5220 (RU52.37)	11.41	11.57	-	-	14.50	24.00	-9.50
5240 (RU52.40)	11.41	11.73	-	-	14.58	24.00	-9.42

Table 369 - FCC Maximum Conducted (average) Output Power Results

Test Configuration			
Frequency Range:	5.150-5.250 GHz	Band:	U-NII-1
Limit Clause(s):	15.407 (a)(1)(iv)	Test Method(s):	C63.10 12.4.3.2
Additional Reference(s):	662911 D01 v02r01 F)2)d)(ii), 662911 D01 v02r01 E)1)		

DUT Configuration			
Mode:	802.11ax HE20 RU106	Duty Cycle (%):	98.0
Modulation Coding Scheme:	MCS2x2	DCCF (dB):	-
Antenna Configuration:	MIMO SDM	Peak Antenna Gain (dBi):	4.66
Active Port(s):	A+B (Core 0 + Core 1)	Active Chain(s):	0+1

Test Frequency (MHz)	Maximum Conducted Output Power (dBm)					Limit (dBm)	Margin (dB)
	A	B	C	D	∑		
5180 (RU106.53)	14.53	14.94	-	-	17.75	24.00	-6.25
5220 (RU106.53)	13.90	14.61	-	-	17.28	24.00	-6.72
5240 (RU106.54)	14.76	14.60	-	-	17.69	24.00	-6.31

Table 370 - FCC Maximum Conducted (average) Output Power Results

Test Configuration			
Frequency Range:	5.250-5.350 GHz	Band:	U-NII-2A
Limit Clause(s):	15.407 (a)(2)	Test Method(s):	C63.10 12.4.3.2
Additional Reference(s):	662911 D01 v02r01 F)2)d)(ii), 662911 D01 v02r01 E)1)		

DUT Configuration			
Mode:	802.11ax HE20 RU52	Duty Cycle (%):	97.3
Modulation Coding Scheme:	MCS2x2	DCCF (dB):	-
Antenna Configuration:	MIMO SDM	Peak Antenna Gain (dBi):	5.55
Active Port(s):	A+B (Core 0 + Core 1)	Active Chain(s):	0+1

Test Frequency (MHz)	Minimum 26 dB Bandwidth (MHz)	Maximum Conducted Output Power (dBm)					Limit (dBm)	Margin (dB)
		A	B	C	D	∑		
5260 (RU52.37)	19.920	11.60	11.69	-	-	14.66	23.99	-9.34
5300 (RU52.37)	19.920	11.37	11.61	-	-	14.50	23.99	-9.49
5320 (RU52.40)	19.620	11.03	11.52	-	-	14.30	23.93	-9.63

Table 371 - FCC Maximum Conducted (average) Output Power Results

Test Configuration			
Frequency Range:	5.250-5.350 GHz	Band:	U-NII-2A
Limit Clause(s):	15.407 (a)(2)	Test Method(s):	C63.10 12.4.3.2
Additional Reference(s):	662911 D01 v02r01 F)2)d)(ii), 662911 D01 v02r01 E)1)		

DUT Configuration			
Mode:	802.11ax HE20 RU106	Duty Cycle (%):	97.9
Modulation Coding Scheme:	MCS2x2	DCCF (dB):	-
Antenna Configuration:	MIMO SDM	Peak Antenna Gain (dBi):	5.55
Active Port(s):	A+B (Core 0 + Core 1)	Active Chain(s):	0+1

Test Frequency (MHz)	Minimum 26 dB Bandwidth (MHz)	Maximum Conducted Output Power (dBm)					Limit (dBm)	Margin (dB)
		A	B	C	D	∑		
5260 (RU106.53)	20.040	14.29	14.95	-	-	17.64	24.00	-6.36
5300 (RU106.53)	20.280	13.84	14.55	-	-	17.22	24.00	-6.78
5320 (RU106.54)	19.980	14.85	14.84	-	-	17.86	24.00	-6.14

Table 372 - FCC Maximum Conducted (average) Output Power Results

Test Configuration			
Frequency Range:	5.470-5.725 GHz	Band:	U-NII-2C
Limit Clause(s):	15.407 (a)(2)	Test Method(s):	C63.10 12.4.2.4 C63.10 12.4.3.2
Additional Reference(s):	662911 D01 v02r01 F)2)d)(ii), 662911 D01 v02r01 E)1)		
Note(s):	Straddle channel power was measured using the appropriate SA test method. DCCF was added to the spectrum analyser reference level offset.		

DUT Configuration			
Mode:	802.11ax HE20 RU52	Duty Cycle (%):	97.1
Modulation Coding Scheme:	MCS2x2	DCCF (dB):	0.13
Antenna Configuration:	MIMO SDM	Peak Antenna Gain (dBi):	4.16
Active Port(s):	A+B (Core 0 + Core 1)	Active Chain(s):	0+1

Test Frequency (MHz)	Minimum 26 dB Bandwidth (MHz)	Maximum Conducted Output Power (dBm)					Limit (dBm)	Margin (dB)
		A	B	C	D	∑		
5500 (RU52.37)	19.860	11.59	11.55	-	-	14.58	23.98	-9.40
5580 (RU52.37)	19.860	11.89	11.81	-	-	14.86	23.98	-9.12
5700 (RU52.40)	19.680	9.19	9.62	-	-	12.42	23.94	-11.52
5720 (RU52.39)	14.120	11.10	11.46	-	-	14.29	22.50	-8.20

Table 373 - FCC Maximum Conducted (average) Output Power Results

Test Configuration			
Frequency Range:	5.470-5.725 GHz	Band:	U-NII-2C
Limit Clause(s):	15.407 (a)(2)	Test Method(s):	C63.10 12.4.2.4 C63.10 12.4.3.2
Additional Reference(s):	662911 D01 v02r01 F)2)d)(ii), 662911 D01 v02r01 E)1)		
Note(s):	Straddle channel power was measured using the appropriate SA test method. DCCF was added to the spectrum analyser reference level offset.		

DUT Configuration			
Mode:	802.11ax HE20 RU106	Duty Cycle (%):	97.8
Modulation Coding Scheme:	MCS2x2	DCCF (dB):	0.10
Antenna Configuration:	MIMO SDM	Peak Antenna Gain (dBi):	4.16
Active Port(s):	A+B (Core 0 + Core 1)	Active Chain(s):	0+1

Test Frequency (MHz)	Minimum 26 dB Bandwidth (MHz)	Maximum Conducted Output Power (dBm)					Limit (dBm)	Margin (dB)
		A	B	C	D	∑		
5500 (RU106.53)	20.160	14.25	14.64	-	-	17.46	24.00	-6.54
5580 (RU106.53)	20.220	14.03	14.72	-	-	17.40	24.00	-6.60
5700 (RU106.54)	19.920	14.57	14.74	-	-	17.67	23.99	-6.33
5720 (RU106.53)	15.620	13.91	14.63	-	-	17.29	22.94	-5.64

Table 374 - FCC Maximum Conducted (average) Output Power Results

Test Configuration			
Frequency Range:	5.725-5.850 GHz	Band:	U-NII-3
Limit Clause(s):	15.407 (a)(3)	Test Method(s):	C63.10 12.4.3.2
Additional Reference(s):	662911 D01 v02r01 F)2)d)(ii), 662911 D01 v02r01 E)1)		

DUT Configuration			
Mode:	802.11ax HE20 RU26	Duty Cycle (%):	97.1
Modulation Coding Scheme:	MCS2x2	DCCF (dB):	-
Antenna Configuration:	MIMO SDM	Peak Antenna Gain (dBi):	5.43
Active Port(s):	A+B (Core 0 + Core 1)	Active Chain(s):	0+1

Test Frequency (MHz)	Maximum Conducted Output Power (dBm)					Limit (dBm)	Margin (dB)
	A	B	C	D	∑		
5745 (RU26.0)	13.18	13.14	-	-	16.17	30.00	-13.83
5785 (RU26.0)	13.33	12.70	-	-	16.04	30.00	-13.96
5825 (RU26.8)	13.42	13.36	-	-	16.40	30.00	-13.60

Table 375 - Maximum Conducted (average) Output Power Results

Test Configuration			
Frequency Range:	5.725-5.850 GHz	Band:	U-NII-3
Limit Clause(s):	15.407 (a)(3)	Test Method(s):	C63.10 12.4.2.4 C63.10 12.4.3.2
Additional Reference(s):	662911 D01 v02r01 F)2)d)(ii), 662911 D01 v02r01 E)1)		
Note(s):	Straddle channel power was measured using the appropriate SA test method. DCCF was added to the spectrum analyser reference level offset.		

DUT Configuration			
Mode:	802.11ax HE20 RU52	Duty Cycle (%):	97.1
Modulation Coding Scheme:	MCS2x2	DCCF (dB):	0.13
Antenna Configuration:	MIMO SDM	Peak Antenna Gain (dBi):	5.43
Active Port(s):	A+B (Core 0 + Core 1)	Active Chain(s):	0+1

Test Frequency (MHz)	Maximum Conducted Output Power (dBm)					Limit (dBm)	Margin (dB)
	A	B	C	D	∑		
5720 (RU52.40)	11.72	11.76	-	-	14.75	30.00	-15.25
5745 (RU52.37)	16.11	16.20	-	-	19.17	30.00	-10.83
5785 (RU52.37)	16.19	16.23	-	-	19.22	30.00	-10.78
5825 (RU52.40)	16.07	16.13	-	-	19.11	30.00	-10.89

Table 376 - Maximum Conducted (average) Output Power Results

Test Configuration			
Frequency Range:	5.725-5.850 GHz	Band:	U-NII-3
Limit Clause(s):	15.407 (a)(3)	Test Method(s):	C63.10 12.4.2.4 C63.10 12.4.3.2
Additional Reference(s):	662911 D01 v02r01 F)2)d)(ii), 662911 D01 v02r01 E)1)		
Note(s):	Straddle channel power was measured using the appropriate SA test method. DCCF was added to the spectrum analyser reference level offset.		

DUT Configuration			
Mode:	802.11ax HE20 RU106	Duty Cycle (%):	97.9
Modulation Coding Scheme:	MCS2x2	DCCF (dB):	0.09
Antenna Configuration:	MIMO SDM	Peak Antenna Gain (dBi):	5.43
Active Port(s):	A+B (Core 0 + Core 1)	Active Chain(s):	0+1

Test Frequency (MHz)	Maximum Conducted Output Power (dBm)					Limit (dBm)	Margin (dB)
	A	B	C	D	∑		
5720 (RU106.54)	11.93	12.16	-	-	15.06	30.00	-14.94
5745 (RU106.53)	19.07	19.43	-	-	22.26	30.00	-7.74
5785 (RU106.53)	19.00	19.32	-	-	22.17	30.00	-7.83
5825 (RU106.54)	19.12	19.11	-	-	22.13	30.00	-7.87

Table 377 - Maximum Conducted (average) Output Power Results

TxBF

Test Configuration			
Frequency Range:	5.150-5.250 GHz	Band:	U-NII-1
Limit Clause(s):	15.407 (a)(1)(iv)	Test Method(s):	C63.10 12.4.3.2
Additional Reference(s):	662911 D01 v02r01 F)2)d)(i), 662911 D01 v02r01 E)1)		

DUT Configuration			
Mode:	802.11ac VHT20	Duty Cycle (%):	86.2
Modulation Coding Scheme:	MCS2x1	DCCF (dB):	-
Antenna Configuration:	TxBF	Peak Antenna Gain (dBi):	7.59
Active Port(s):	A+B (Core 0 + Core 1)	Active Chain(s):	0+1

Test Frequency (MHz)	Maximum Conducted Output Power (dBm)					Limit (dBm)	Margin (dB)
	A	B	C	D	∑		
5180	15.11	14.77	-	-	17.96	22.41	-4.45
5220	15.10	14.95	-	-	18.04	22.41	-4.37
5240	14.98	14.97	-	-	17.99	22.41	-4.42

Table 378 - FCC Maximum Conducted (average) Output Power Results

Test Configuration			
Frequency Range:	5.150-5.250 GHz	Band:	U-NII-1
Limit Clause(s):	15.407 (a)(1)(iv)	Test Method(s):	C63.10 12.4.3.2
Additional Reference(s):	662911 D01 v02r01 F)2)d)(i), 662911 D01 v02r01 E)1)		

DUT Configuration			
Mode:	802.11ac VHT40	Duty Cycle (%):	89.5
Modulation Coding Scheme:	MCS2x1	DCCF (dB):	-
Antenna Configuration:	TxBF	Peak Antenna Gain (dBi):	7.59
Active Port(s):	A+B (Core 0 + Core 1)	Active Chain(s):	0+1

Test Frequency (MHz)	Maximum Conducted Output Power (dBm)					Limit (dBm)	Margin (dB)
	A	B	C	D	∑		
5190	15.62	15.04	-	-	18.35	22.41	-4.06
5230	17.46	17.10	-	-	20.30	22.41	-2.11

Table 379 - FCC Maximum Conducted (average) Output Power Results

Test Configuration			
Frequency Range:	5.150-5.250 GHz	Band:	U-NII-1
Limit Clause(s):	15.407 (a)(1)(iv)	Test Method(s):	C63.10 12.4.3.2
Additional Reference(s):	662911 D01 v02r01 F)2)d)(i), 662911 D01 v02r01 E)1)		

DUT Configuration			
Mode:	802.11ac VHT80	Duty Cycle (%):	89.3
Modulation Coding Scheme:	MCS2x1	DCCF (dB):	-
Antenna Configuration:	TxBF	Peak Antenna Gain (dBi):	7.59
Active Port(s):	A+B (Core 0 + Core 1)	Active Chain(s):	0+1

Test Frequency (MHz)	Maximum Conducted Output Power (dBm)					Limit (dBm)	Margin (dB)
	A	B	C	D	∑		
5210	14.59	14.32	-	-	17.47	22.41	-4.94

Table 380 - FCC Maximum Conducted (average) Output Power Results

Test Configuration			
Frequency Range:	5.250-5.350 GHz	Band:	U-NII-2A
Limit Clause(s):	15.407 (a)(2)	Test Method(s):	C63.10 12.4.3.2
Additional Reference(s):	662911 D01 v02r01 F)2)d)(i), 662911 D01 v02r01 E)1)		

DUT Configuration			
Mode:	802.11ac VHT20	Duty Cycle (%):	86.8
Modulation Coding Scheme:	MCS2x1	DCCF (dB):	-
Antenna Configuration:	TxBF	Peak Antenna Gain (dBi):	8.56
Active Port(s):	A+B (Core 0 + Core 1)	Active Chain(s):	0+1

Test Frequency (MHz)	Minimum 26 dB Bandwidth (MHz)	Maximum Conducted Output Power (dBm)					Limit (dBm)	Margin (dB)
		A	B	C	D	∑		
5260	20.940	14.00	13.91	-	-	16.97	21.44	-4.47
5300	21.060	13.99	13.83	-	-	16.92	21.44	-4.52
5320	22.020	13.91	13.38	-	-	16.66	21.44	-4.78

Table 381 - FCC Maximum Conducted (average) Output Power Results

Test Configuration			
Frequency Range:	5.250-5.350 GHz	Band:	U-NII-2A
Limit Clause(s):	15.407 (a)(2)	Test Method(s):	C63.10 12.4.3.2
Additional Reference(s):	662911 D01 v02r01 F)2)d)(i), 662911 D01 v02r01 E)1)		

DUT Configuration			
Mode:	802.11ac VHT40	Duty Cycle (%):	90.0
Modulation Coding Scheme:	MCS2x1	DCCF (dB):	-
Antenna Configuration:	TxBF	Peak Antenna Gain (dBi):	8.56
Active Port(s):	A+B (Core 0 + Core 1)	Active Chain(s):	0+1

Test Frequency (MHz)	Minimum 26 dB Bandwidth (MHz)	Maximum Conducted Output Power (dBm)					Limit (dBm)	Margin (dB)
		A	B	C	D	∑		
5270	41.200	16.30	16.07	-	-	19.20	21.44	-2.24
5310	41.040	13.69	13.69	-	-	16.70	21.44	-4.74

Table 382 - FCC Maximum Conducted (average) Output Power Results

Test Configuration			
Frequency Range:	5.250-5.350 GHz	Band:	U-NII-2A
Limit Clause(s):	15.407 (a)(2)	Test Method(s):	C63.10 12.4.3.2
Additional Reference(s):	662911 D01 v02r01 F)2)d)(i), 662911 D01 v02r01 E)1)		

DUT Configuration			
Mode:	802.11ac VHT80	Duty Cycle (%):	91.3
Modulation Coding Scheme:	MCS2x1	DCCF (dB):	-
Antenna Configuration:	TxBF	Peak Antenna Gain (dBi):	8.56
Active Port(s):	A+B (Core 0 + Core 1)	Active Chain(s):	0+1

Test Frequency (MHz)	Minimum 26 dB Bandwidth (MHz)	Maximum Conducted Output Power (dBm)					Limit (dBm)	Margin (dB)
		A	B	C	D	∑		
5290	82.720	11.01	10.34	-	-	13.70	21.44	-7.74

Table 383 - FCC Maximum Conducted (average) Output Power Results

Test Configuration			
Frequency Range:	5.470-5.725 GHz	Band:	U-NII-2C
Limit Clause(s):	15.407 (a)(2)	Test Method(s):	C63.10 12.4.2.4 C63.10 12.4.3.2
Additional Reference(s):	662911 D01 v02r01 F)2)d)(i), 662911 D01 v02r01 E)1)		
Note(s):	Straddle channel power was measured using the appropriate SA test method. DCCF was added to the spectrum analyser reference level offset.		

DUT Configuration			
Mode:	802.11ac VHT20	Duty Cycle (%):	87.8
Modulation Coding Scheme:	MCS2x1	DCCF (dB):	0.56
Antenna Configuration:	TxBF	Peak Antenna Gain (dBi):	7.17
Active Port(s):	A+B (Core 0 + Core 1)	Active Chain(s):	0+1

Test Frequency (MHz)	Minimum 26 dB Bandwidth (MHz)	Maximum Conducted Output Power (dBm)					Limit (dBm)	Margin (dB)
		A	B	C	D	∑		
5500	20.460	15.56	15.39	-	-	18.49	22.83	-4.34
5580	20.280	15.22	15.29	-	-	18.27	22.83	-4.57
5700	20.400	14.38	14.36	-	-	17.38	22.83	-5.45
5720	15.020	14.48	14.65	-	-	17.58	21.60	-4.02

Table 384 - FCC Maximum Conducted (average) Output Power Results

Test Configuration			
Frequency Range:	5.470-5.725 GHz	Band:	U-NII-2C
Limit Clause(s):	15.407 (a)(2)	Test Method(s):	C63.10 12.4.2.4 C63.10 12.4.3.2
Additional Reference(s):	662911 D01 v02r01 F)2)d)(i), 662911 D01 v02r01 E)1)		
Note(s):	Straddle channel power was measured using the appropriate SA test method. DCCF was added to the spectrum analyser reference level offset.		

DUT Configuration			
Mode:	802.11ac VHT40	Duty Cycle (%):	88.6
Modulation Coding Scheme:	MCS2x1	DCCF (dB):	0.53
Antenna Configuration:	TxBF	Peak Antenna Gain (dBi):	7.17
Active Port(s):	A+B (Core 0 + Core 1)	Active Chain(s):	0+1

Test Frequency (MHz)	Minimum 26 dB Bandwidth (MHz)	Maximum Conducted Output Power (dBm)					Limit (dBm)	Margin (dB)
		A	B	C	D	∑		
5510	42.840	13.78	13.41	-	-	16.61	22.83	-6.22
5550	40.920	17.77	17.79	-	-	20.79	22.83	-2.04
5670	42.240	16.57	16.73	-	-	19.66	22.83	-3.17
5710	35.600	17.39	17.63	-	-	20.52	22.83	-2.31

Table 385 - FCC Maximum Conducted (average) Output Power Results

Test Configuration			
Frequency Range:	5.470-5.725 GHz	Band:	U-NII-2C
Limit Clause(s):	15.407 (a)(2)	Test Method(s):	C63.10 12.4.2.4 C63.10 12.4.3.2
Additional Reference(s):	662911 D01 v02r01 F)2)d)(i), 662911 D01 v02r01 E)1)		
Note(s):	Straddle channel power was measured using the appropriate SA test method. DCCF was added to the spectrum analyser reference level offset.		

DUT Configuration			
Mode:	802.11ac VHT80	Duty Cycle (%):	88.8
Modulation Coding Scheme:	MCS2x1	DCCF (dB):	0.51
Antenna Configuration:	TxBF	Peak Antenna Gain (dBi):	7.17
Active Port(s):	A+B (Core 0 + Core 1)	Active Chain(s):	0+1

Test Frequency (MHz)	Minimum 26 dB Bandwidth (MHz)	Maximum Conducted Output Power (dBm)					Limit (dBm)	Margin (dB)
		A	B	C	D	∑		
5530	82.940	13.07	12.97	-	-	16.03	22.83	-6.80
5610	83.600	18.46	18.10	-	-	21.30	22.83	-1.54
5690	75.700	18.51	18.31	-	-	21.42	22.83	-1.41

Table 386 - FCC Maximum Conducted (average) Output Power Results

Test Configuration			
Frequency Range:	5.725-5.850 GHz	Band:	U-NII-3
Limit Clause(s):	15.407 (a)(3)	Test Method(s):	C63.10 12.4.2.4 C63.10 12.4.3.2
Additional Reference(s):	662911 D01 v02r01 F)2)d)(i), 662911 D01 v02r01 E)1)		
Note(s):	Straddle channel power was measured using the appropriate SA test method. DCCF was added to the spectrum analyser reference level offset.		

DUT Configuration			
Mode:	802.11ac VHT20	Duty Cycle (%):	88.4
Modulation Coding Scheme:	MCS2x1	DCCF (dB):	0.54
Antenna Configuration:	TxBF	Peak Antenna Gain (dBi):	8.42
Active Port(s):	A+B (Core 0 + Core 1)	Active Chain(s):	0+1

Test Frequency (MHz)	Maximum Conducted Output Power (dBm)					Limit (dBm)	Margin (dB)
	A	B	C	D	∑		
5720	7.35	7.75	-	-	10.56	27.58	-17.01
5745	21.10	20.87	-	-	24.00	27.58	-3.58
5785	21.36	21.12	-	-	24.25	27.58	-3.32
5825	21.13	21.19	-	-	24.17	27.58	-3.40

Table 387 - Maximum Conducted (average) Output Power Results

Test Configuration			
Frequency Range:	5.725-5.850 GHz	Band:	U-NII-3
Limit Clause(s):	15.407 (a)(3)	Test Method(s):	C63.10 12.4.2.4 C63.10 12.4.3.2
Additional Reference(s):	662911 D01 v02r01 F)2)d)(i), 662911 D01 v02r01 E)1)		
Note(s):	Straddle channel power was measured using the appropriate SA test method. DCCF was added to the spectrum analyser reference level offset.		

DUT Configuration			
Mode:	802.11ac VHT40	Duty Cycle (%):	89.2
Modulation Coding Scheme:	MCS2x1	DCCF (dB):	0.50
Antenna Configuration:	TxBF	Peak Antenna Gain (dBi):	8.42
Active Port(s):	A+B (Core 0 + Core 1)	Active Chain(s):	0+1

Test Frequency (MHz)	Maximum Conducted Output Power (dBm)					Limit (dBm)	Margin (dB)
	A	B	C	D	∑		
5710	5.63	5.64	-	-	8.65	27.58	-18.93
5755	21.07	20.92	-	-	24.01	27.58	-3.57
5795	21.27	20.95	-	-	24.12	27.58	-3.45

Table 388 - Maximum Conducted (average) Output Power Results

Test Configuration			
Frequency Range:	5.725-5.850 GHz	Band:	U-NII-3
Limit Clause(s):	15.407 (a)(3)	Test Method(s):	C63.10 12.4.2.4 C63.10 12.4.3.2
Additional Reference(s):	662911 D01 v02r01 F)2)d)(i), 662911 D01 v02r01 E)1)		
Note(s):	Straddle channel power was measured using the appropriate SA test method. DCCF was added to the spectrum analyser reference level offset.		

DUT Configuration			
Mode:	802.11ac VHT80	Duty Cycle (%):	89.0
Modulation Coding Scheme:	MCS2x1	DCCF (dB):	0.51
Antenna Configuration:	TxBF	Peak Antenna Gain (dBi):	8.42
Active Port(s):	A+B (Core 0 + Core 1)	Active Chain(s):	0+1

Test Frequency (MHz)	Maximum Conducted Output Power (dBm)					Limit (dBm)	Margin (dB)
	A	B	C	D	∑		
5690	3.17	2.90	-	-	6.05	27.58	-21.53
5775	16.68	16.30	-	-	19.51	27.58	-8.07

Table 389 - Maximum Conducted (average) Output Power Results

FCC 47 CFR Part 15E, Limit Clause 15.407(a)

Condition of Operation	Frequency Range (MHz)			
	5150-5250	5250-5350	5470-5725	5725-5850
Max Conducted TX Power	30 dBm (1W) for master device 24 dBm (250 mW) for client device	24 dBm (250 mW) or 11 dBm + 10 Log B, whichever is lower (B = 26 dB emission BW)		30 dBm (1 W)
Max EIRP	4W (36 dBm) with 6 dBi antenna 200 W (53 dBm) for fixed P-t-P application with 23 dBi antenna Additional rule for outdoor operation: Max_EIRP < 125 mW (21 dBm) at any elevation angle > 30° from horizon.	1 W (30 dBm) with 6 dBi antenna		4 W (36 dBm) with 6 dBi antenna. No EIRP limit for fixed P-t-P application (i.e., no antenna gain limit)

Table 390

2.3.7 Test Location and Test Equipment Used

This test was carried out in RF Chamber 18 and SAR Chamber 2.

Instrument	Manufacturer	Type No.	TE No.	Calibration Period (months)	Calibration Expiry Date
True RMS Multimeter	Fluke	79 Series III	411	12	12-Jan-2025
Hygrometer	Rotronic	Hygropalm 0	3028	12	12-Aug-2025
Hygrometer	Rotronic	I-1000	3068	12	07-Nov-2024
1800-6000 MHz Power Splitter	Mini-Circuits	ZN2PD-63-S+	4055	-	O/P Mon
1 MHz / 10 MHz reference	Quartzlock	E10-X	4973	12	03-Sep-2025
AC Programmable Power Supply	iTech	IT7324	5226	-	O/P Mon
Attenuator 5W 30dB DC-18GHz	Aaren	AT40A-4041-D18-30	5505	12	22-Feb-2025
Cable (K Type 2m)	Junkosha	MWX241-02000KMSKMS/B	5933	12	10-Jun-2025
Cable (K-Type to K-Type, 2 m)	Junkosha	MWX241-02000KMSKMS/B	5934	12	20-Jun-2025
Digital Multimeter	Fluke	115	6145	12	06-Jun-2025
Cable (SMA to SMA 3m)	Junkosha	MWX221-03000AMSAMS/A	6317	12	23-May-2025
Signal Conditioning Unit	TUV SUD	SPECTRUM_SCU001	6350	12	02-Aug-2025
Directional Coupler 2-8GHz	RF-Lambda	RFDC2G8G10	6447	-	O/P Mon
Directional Coupler 2-8GHz	RF-Lambda	RFDC2G8G10	6448	-	O/P Mon
Signal Conditioning Unit	TUV SUD	SPECTRUM_SCU001	6517	12	22-Feb-2025
SCU Cable Assembly	TUV SUD	SPECTRUM_SCU_CA	6526	12	22-Feb-2025

Instrument	Manufacturer	Type No.	TE No.	Calibration Period (months)	Calibration Expiry Date
SCU Cable Assembly	TUV SUD	SPECTRUM_SCU_CA	6527	12	05-Mar-2025
SCU Cable Assembly	TUV SUD	SPECTRUM_SCU_CA	6530	12	16-Feb-2025
USB Wideband Power Sensor	Boonton	RTP5008	6585	12	20-Feb-2025
USB Wideband Power Sensor	Boonton	RTP5008	6586	12	20-Feb-2025
SCU Cable Assembly	TUV SUD	SPECTRUM_SCU_CA	6638	12	02-Aug-2025
SCU Cable Assembly	TUV SUD	SPECTRUM_SCU_CA	6639	12	02-Aug-2025
AC Programmable Power Supply	iTech	IT7324	6665	-	O/P Mon
WiFi 6E Tri-Band Gaming Router	Asus	GT-AXE110000	6694	-	TU

Table 391

TU - Traceability Unscheduled
O/P Mon - Output Monitored using calibrated equipment

2.4 Maximum Conducted Power Spectral Density

2.4.1 Specification Reference

FCC 47 CFR Part 15E, Clause 15.407 (a)

2.4.2 Equipment Under Test and Modification State

A3403, S/N: MFC9RJC40F - Modification State 0
A3403, S/N: M7J9X1XPGD - Modification State 0

2.4.3 Date of Test

25-September-2024 to 07-October-2024

2.4.4 Test Method

The test was performed in accordance with ANSI C63.10 2020 clause 12.6 for FCC measurements.

Where the EUT duty cycle was < 98 % and repeatable within 2 %, the spectrum analyser was set to trace (power) averaging and a duty cycle correction was added as calculated in the result tables below (Method SA-2). Where the duty cycle was ≥ 98 % the spectrum analyser was set to trace (power) averaging and no duty cycle correction made (Method SA-1). In all other cases the spectrum analyser trace was set to max hold (Method SA-3).

Results for the U-NII-3 band were measured in a narrower bandwidth and integrated over 500 kHz using the spectrum analyzers channel power integration function.

The output power was verified as being the same from each transmit core (within negligible tolerances), but the antenna gains were not identical. Therefore, the modes reported for SISO or 2TX MIMO operation are those giving the highest EIRP and/or lowest conducted limit based on the combination of antennas giving highest total directional gain.

MIMO output port summing was performed in accordance with KDB 662911 D01:

For the CDD results the Directional Gain was calculated in accordance with the equation given in clause F)2)f)(ii) summed for a single spatial stream.

For SDM modes Directional Gain was calculated in accordance with clause F)2)d)(ii).

For transmit beamforming (TxBF) mode it was calculated in accordance with clause F)2)d)(i).

2.4.5 Environmental Conditions

Ambient Temperature	20.8 - 21.5 °C
Relative Humidity	51.2 - 58.6 %

2.4.6 Test Results

5 GHz WLAN

SISO

Test Configuration			
Frequency Range:	5.150-5.250 GHz	Band:	U-NII-1
Limit Clause(s):	15.407 (a)(1)(iv)	Test Method(s):	C63.10 12.4.2.4 C63.10 12.6
Additional Reference(s):	-		
Note(s):	DCCF was added to the spectrum analyser reference level offset.		

DUT Configuration			
Mode:	802.11a	Duty Cycle (%):	98.3
Data Rate:	12 Mbps	DCCF (dB):	0.08
Antenna Configuration:	SISO	Peak Antenna Gain (dBi):	5.70
Active Port(s):	A (Core 0)	Active Chain(s):	0

Test Frequency (MHz)	PSD (dBm / MHz)					Limit (dBm)	Margin (dB)
	A	B	C	D	∑		
5180	8.94	-	-	-	8.94	11.00	-2.06
5220	9.34	-	-	-	9.34	11.00	-1.66
5240	9.48	-	-	-	9.48	11.00	-1.52

Table 392 - FCC Maximum Power Spectral Density Results

Test Configuration			
Frequency Range:	5.150-5.250 GHz	Band:	U-NII-1
Limit Clause(s):	15.407 (a)(1)(iv)	Test Method(s):	C63.10 12.4.2.4 C63.10 12.6
Additional Reference(s):	-		
Note(s):	DCCF was added to the spectrum analyser reference level offset.		

DUT Configuration			
Mode:	802.11n HT20	Duty Cycle (%):	97.5
Modulation Coding Scheme:	MCS2	DCCF (dB):	0.11
Antenna Configuration:	SISO	Peak Antenna Gain (dBi):	5.70
Active Port(s):	A (Core 0)	Active Chain(s):	0

Test Frequency (MHz)	PSD (dBm / MHz)					Limit (dBm)	Margin (dB)
	A	B	C	D	∑		
5180	8.79	-	-	-	8.79	11.00	-2.21
5220	9.56	-	-	-	9.56	11.00	-1.44
5240	9.38	-	-	-	9.38	11.00	-1.62

Table 393 - FCC Maximum Power Spectral Density Results

Test Configuration			
Frequency Range:	5.150-5.250 GHz	Band:	U-NII-1
Limit Clause(s):	15.407 (a)(1)(iv)	Test Method(s):	C63.10 12.4.2.4 C63.10 12.6
Additional Reference(s):	-		
Note(s):	DCCF was added to the spectrum analyser reference level offset.		

DUT Configuration			
Mode:	802.11n HT40	Duty Cycle (%):	95.9
Modulation Coding Scheme:	MCS2	DCCF (dB):	0.18
Antenna Configuration:	SISO	Peak Antenna Gain (dBi):	5.70
Active Port(s):	A (Core 0)	Active Chain(s):	0

Test Frequency (MHz)	PSD (dBm / MHz)					Limit (dBm)	Margin (dB)
	A	B	C	D	∑		
5190	3.50	-	-	-	3.50	11.00	-7.50
5230	7.61	-	-	-	7.61	11.00	-3.39

Table 394 - FCC Maximum Power Spectral Density Results

Test Configuration			
Frequency Range:	5.150-5.250 GHz	Band:	U-NII-1
Limit Clause(s):	15.407 (a)(1)(iv)	Test Method(s):	C63.10 12.4.2.4 C63.10 12.6
Additional Reference(s):	-		
Note(s):	DCCF was added to the spectrum analyser reference level offset.		

DUT Configuration			
Mode:	802.11ac VHT80	Duty Cycle (%):	92.8
Modulation Coding Scheme:	MCS2x1	DCCF (dB):	0.33
Antenna Configuration:	SISO	Peak Antenna Gain (dBi):	5.70
Active Port(s):	A (Core 0)	Active Chain(s):	0

Test Frequency (MHz)	PSD (dBm / MHz)					Limit (dBm)	Margin (dB)
	A	B	C	D	∑		
5210	0.73	-	-	-	0.73	11.00	-10.27

Table 395 - FCC Maximum Power Spectral Density Results

Test Configuration			
Frequency Range:	5.150-5.250 GHz	Band:	U-NII-1
Limit Clause(s):	15.407 (a)(1)(iv)	Test Method(s):	C63.10 12.4.2.4 C63.10 12.6
Additional Reference(s):	-		
Note(s):	DCCF was added to the spectrum analyser reference level offset.		

DUT Configuration			
Mode:	802.11ac VHT160	Duty Cycle (%):	88.5
Modulation Coding Scheme:	MCS2x1	DCCF (dB):	0.53
Antenna Configuration:	SISO	Peak Antenna Gain (dBi):	5.70
Active Port(s):	A (Core 0)	Active Chain(s):	0

Test Frequency (MHz)	PSD (dBm / MHz)					Limit (dBm)	Margin (dB)
	A	B	C	D	∑		
5250	-6.65	-	-	-	-6.65	11.00	-17.65

Table 396 - FCC Maximum Power Spectral Density Results

Test Configuration			
Frequency Range:	5.150-5.250 GHz	Band:	U-NII-1
Limit Clause(s):	15.407 (a)(1)(iv)	Test Method(s):	C63.10 12.4.2.4 C63.10 12.6
Additional Reference(s):	-		
Note(s):	DCCF was added to the spectrum analyser reference level offset.		

DUT Configuration			
Mode:	802.11ax HE20 SU	Duty Cycle (%):	97.1
Modulation Coding Scheme:	MCS2x1	DCCF (dB):	0.13
Antenna Configuration:	SISO	Peak Antenna Gain (dBi):	5.70
Active Port(s):	A (Core 0)	Active Chain(s):	0

Test Frequency (MHz)	PSD (dBm / MHz)					Limit (dBm)	Margin (dB)
	A	B	C	D	∑		
5180	8.63	-	-	-	8.63	11.00	-2.37
5220	9.21	-	-	-	9.21	11.00	-1.79
5240	9.18	-	-	-	9.18	11.00	-1.82

Table 397 - FCC Maximum Power Spectral Density Results

Test Configuration			
Frequency Range:	5.150-5.250 GHz	Band:	U-NII-1
Limit Clause(s):	15.407 (a)(1)(iv)	Test Method(s):	C63.10 12.4.2.4 C63.10 12.6
Additional Reference(s):	-		
Note(s):	DCCF was added to the spectrum analyser reference level offset.		

DUT Configuration			
Mode:	802.11ax HE40 SU	Duty Cycle (%):	97.2
Modulation Coding Scheme:	MCS2x1	DCCF (dB):	0.12
Antenna Configuration:	SISO	Peak Antenna Gain (dBi):	5.70
Active Port(s):	A (Core 0)	Active Chain(s):	0

Test Frequency (MHz)	PSD (dBm / MHz)					Limit (dBm)	Margin (dB)
	A	B	C	D	∑		
5190	3.42	-	-	-	3.42	11.00	-7.58
5230	6.88	-	-	-	6.88	11.00	-4.12

Table 398 - FCC Maximum Power Spectral Density Results

Test Configuration			
Frequency Range:	5.150-5.250 GHz	Band:	U-NII-1
Limit Clause(s):	15.407 (a)(1)(iv)	Test Method(s):	C63.10 12.4.2.4 C63.10 12.6
Additional Reference(s):	-		
Note(s):	DCCF was added to the spectrum analyser reference level offset.		

DUT Configuration			
Mode:	802.11ax HE80 SU	Duty Cycle (%):	96.7
Modulation Coding Scheme:	MCS2x1	DCCF (dB):	0.15
Antenna Configuration:	SISO	Peak Antenna Gain (dBi):	5.70
Active Port(s):	A (Core 0)	Active Chain(s):	0

Test Frequency (MHz)	PSD (dBm / MHz)					Limit (dBm)	Margin (dB)
	A	B	C	D	∑		
5210	1.08	-	-	-	1.08	11.00	-9.92

Table 399 - FCC Maximum Power Spectral Density Results

Test Configuration			
Frequency Range:	5.150-5.250 GHz	Band:	U-NII-1
Limit Clause(s):	15.407 (a)(1)(iv)	Test Method(s):	C63.10 12.4.2.4 C63.10 12.6
Additional Reference(s):	-		
Note(s):	DCCF was added to the spectrum analyser reference level offset.		

DUT Configuration			
Mode:	802.11ax HE160 SU	Duty Cycle (%):	94.6
Modulation Coding Scheme:	MCS2x1	DCCF (dB):	0.24
Antenna Configuration:	SISO	Peak Antenna Gain (dBi):	5.70
Active Port(s):	A (Core 0)	Active Chain(s):	0

Test Frequency (MHz)	PSD (dBm / MHz)					Limit (dBm)	Margin (dB)
	A	B	C	D	∑		
5250	-6.18	-	-	-	-6.18	11.00	-17.18

Table 400 - FCC Maximum Power Spectral Density Results

Test Configuration			
Frequency Range:	5.250-5.350 GHz	Band:	U-NII-2A
Limit Clause(s):	15.407 (a)(2)	Test Method(s):	C63.10 12.4.2.4 C63.10 12.6
Additional Reference(s):	-		
Note(s):	DCCF was added to the spectrum analyser reference level offset.		

DUT Configuration			
Mode:	802.11a	Duty Cycle (%):	97.8
Data Rate:	12 Mbps	DCCF (dB):	0.10
Antenna Configuration:	SISO	Peak Antenna Gain (dBi):	5.70
Active Port(s):	A (Core 0)	Active Chain(s):	0

Test Frequency (MHz)	PSD (dBm / MHz)					Limit (dBm)	Margin (dB)
	A	B	C	D	∑		
5260	9.45	-	-	-	9.45	11.00	-1.55
5300	9.41	-	-	-	9.41	11.00	-1.59
5320	8.93	-	-	-	8.93	11.00	-2.07

Table 401 - Maximum Power Spectral Density Results

Test Configuration			
Frequency Range:	5.250-5.350 GHz	Band:	U-NII-2A
Limit Clause(s):	15.407 (a)(2)	Test Method(s):	C63.10 12.4.2.4 C63.10 12.6
Additional Reference(s):	-		
Note(s):	DCCF was added to the spectrum analyser reference level offset.		

DUT Configuration			
Mode:	802.11n HT20	Duty Cycle (%):	96.9
Modulation Coding Scheme:	MCS2	DCCF (dB):	0.14
Antenna Configuration:	SISO	Peak Antenna Gain (dBi):	5.70
Active Port(s):	A (Core 0)	Active Chain(s):	0

Test Frequency (MHz)	PSD (dBm / MHz)					Limit (dBm)	Margin (dB)
	A	B	C	D	∑		
5260	9.47	-	-	-	9.47	11.00	-1.53
5300	9.34	-	-	-	9.34	11.00	-1.66
5320	8.48	-	-	-	8.48	11.00	-2.52

Table 402 - Maximum Power Spectral Density Results

Test Configuration			
Frequency Range:	5.250-5.350 GHz	Band:	U-NII-2A
Limit Clause(s):	15.407 (a)(2)	Test Method(s):	C63.10 12.4.2.4 C63.10 12.6
Additional Reference(s):	-		
Note(s):	DCCF was added to the spectrum analyser reference level offset.		

DUT Configuration			
Mode:	802.11n HT40	Duty Cycle (%):	94.5
Modulation Coding Scheme:	MCS2	DCCF (dB):	0.25
Antenna Configuration:	SISO	Peak Antenna Gain (dBi):	5.70
Active Port(s):	A (Core 0)	Active Chain(s):	0

Test Frequency (MHz)	PSD (dBm / MHz)					Limit (dBm)	Margin (dB)
	A	B	C	D	∑		
5270	7.06	-	-	-	7.06	11.00	-3.94
5310	1.63	-	-	-	1.63	11.00	-9.37

Table 403 - Maximum Power Spectral Density Results

Test Configuration			
Frequency Range:	5.250-5.350 GHz	Band:	U-NII-2A
Limit Clause(s):	15.407 (a)(2)	Test Method(s):	C63.10 12.4.2.4 C63.10 12.6
Additional Reference(s):	-		
Note(s):	DCCF was added to the spectrum analyser reference level offset.		

DUT Configuration			
Mode:	802.11ac VHT80	Duty Cycle (%):	90.0
Modulation Coding Scheme:	MCS2x1	DCCF (dB):	0.46
Antenna Configuration:	SISO	Peak Antenna Gain (dBi):	5.70
Active Port(s):	A (Core 0)	Active Chain(s):	0

Test Frequency (MHz)	PSD (dBm / MHz)					Limit (dBm)	Margin (dB)
	A	B	C	D	∑		
5290	-2.57	-	-	-	-2.57	11.00	-13.57

Table 404 - Maximum Power Spectral Density Results

Test Configuration			
Frequency Range:	5.250-5.350 GHz	Band:	U-NII-2A
Limit Clause(s):	15.407 (a)(2)	Test Method(s):	C63.10 12.4.2.4 C63.10 12.6
Additional Reference(s):	-		
Note(s):	DCCF was added to the spectrum analyser reference level offset.		

DUT Configuration			
Mode:	802.11ac VHT160	Duty Cycle (%):	88.5
Modulation Coding Scheme:	MCS2x1	DCCF (dB):	0.53
Antenna Configuration:	SISO	Peak Antenna Gain (dBi):	5.70
Active Port(s):	A (Core 0)	Active Chain(s):	0

Test Frequency (MHz)	PSD (dBm / MHz)					Limit (dBm)	Margin (dB)
	A	B	C	D	∑		
5250	-6.08	-	-	-	-6.08	11.00	-17.08

Table 405 - Maximum Power Spectral Density Results

Test Configuration			
Frequency Range:	5.250-5.350 GHz	Band:	U-NII-2A
Limit Clause(s):	15.407 (a)(2)	Test Method(s):	C63.10 12.4.2.4 C63.10 12.6
Additional Reference(s):	-		
Note(s):	DCCF was added to the spectrum analyser reference level offset.		

DUT Configuration			
Mode:	802.11ax HE20 SU	Duty Cycle (%):	96.6
Modulation Coding Scheme:	MCS2x1	DCCF (dB):	0.15
Antenna Configuration:	SISO	Peak Antenna Gain (dBi):	5.70
Active Port(s):	A (Core 0)	Active Chain(s):	0

Test Frequency (MHz)	PSD (dBm / MHz)					Limit (dBm)	Margin (dB)
	A	B	C	D	∑		
5260	9.25	-	-	-	9.25	11.00	-1.75
5300	9.35	-	-	-	9.35	11.00	-1.65
5320	7.69	-	-	-	7.69	11.00	-3.31

Table 406 - Maximum Power Spectral Density Results

Test Configuration			
Frequency Range:	5.250-5.350 GHz	Band:	U-NII-2A
Limit Clause(s):	15.407 (a)(2)	Test Method(s):	C63.10 12.4.2.4 C63.10 12.6
Additional Reference(s):	-		
Note(s):	DCCF was added to the spectrum analyser reference level offset.		

DUT Configuration			
Mode:	802.11ax HE40 SU	Duty Cycle (%):	96.2
Modulation Coding Scheme:	MCS2x1	DCCF (dB):	0.17
Antenna Configuration:	SISO	Peak Antenna Gain (dBi):	5.70
Active Port(s):	A (Core 0)	Active Chain(s):	0

Test Frequency (MHz)	PSD (dBm / MHz)					Limit (dBm)	Margin (dB)
	A	B	C	D	∑		
5270	6.51	-	-	-	6.51	11.00	-4.49
5310	2.02	-	-	-	2.02	11.00	-8.98

Table 407 - Maximum Power Spectral Density Results

Test Configuration			
Frequency Range:	5.250-5.350 GHz	Band:	U-NII-2A
Limit Clause(s):	15.407 (a)(2)	Test Method(s):	C63.10 12.4.2.4 C63.10 12.6
Additional Reference(s):	-		
Note(s):	DCCF was added to the spectrum analyser reference level offset.		

DUT Configuration			
Mode:	802.11ax HE80 SU	Duty Cycle (%):	96.5
Modulation Coding Scheme:	MCS2x1	DCCF (dB):	0.16
Antenna Configuration:	SISO	Peak Antenna Gain (dBi):	5.70
Active Port(s):	A (Core 0)	Active Chain(s):	0

Test Frequency (MHz)	PSD (dBm / MHz)					Limit (dBm)	Margin (dB)
	A	B	C	D	∑		
5290	-3.03	-	-	-	-3.03	11.00	-14.03

Table 408 - Maximum Power Spectral Density Results

Test Configuration			
Frequency Range:	5.250-5.350 GHz	Band:	U-NII-2A
Limit Clause(s):	15.407 (a)(2)	Test Method(s):	C63.10 12.4.2.4 C63.10 12.6
Additional Reference(s):	-		
Note(s):	DCCF was added to the spectrum analyser reference level offset.		

DUT Configuration			
Mode:	802.11ax HE160 SU	Duty Cycle (%):	94.6
Modulation Coding Scheme:	MCS2x1	DCCF (dB):	0.24
Antenna Configuration:	SISO	Peak Antenna Gain (dBi):	5.70
Active Port(s):	A (Core 0)	Active Chain(s):	0

Test Frequency (MHz)	PSD (dBm / MHz)					Limit (dBm)	Margin (dB)
	A	B	C	D	∑		
5250	-5.46	-	-	-	-5.46	11.00	-16.46

Table 409 - Maximum Power Spectral Density Results

Test Configuration			
Frequency Range:	5.470-5.725 GHz	Band:	U-NII-2C
Limit Clause(s):	15.407 (a)(2)	Test Method(s):	C63.10 12.4.2.4 C63.10 12.6
Additional Reference(s):	-		
Note(s):	DCCF was added to the spectrum analyser reference level offset.		

DUT Configuration			
Mode:	802.11a	Duty Cycle (%):	97.7
Data Rate:	12 Mbps	DCCF (dB):	0.10
Antenna Configuration:	SISO	Peak Antenna Gain (dBi):	4.50
Active Port(s):	A (Core 0)	Active Chain(s):	0

Test Frequency (MHz)	PSD (dBm / MHz)					Limit (dBm)	Margin (dB)
	A	B	C	D	∑		
5500	8.59	-	-	-	8.59	11.00	-2.41
5580	9.89	-	-	-	9.89	11.00	-1.11
5700	8.83	-	-	-	8.83	11.00	-2.17
5720	10.04	-	-	-	10.04	11.00	-0.96

Table 410 - Maximum Power Spectral Density Results

Test Configuration			
Frequency Range:	5.470-5.725 GHz	Band:	U-NII-2C
Limit Clause(s):	15.407 (a)(2)	Test Method(s):	C63.10 12.4.2.4 C63.10 12.6
Additional Reference(s):	-		
Note(s):	DCCF was added to the spectrum analyser reference level offset.		

DUT Configuration			
Mode:	802.11n HT20	Duty Cycle (%):	96.7
Modulation Coding Scheme:	MCS2	DCCF (dB):	0.15
Antenna Configuration:	SISO	Peak Antenna Gain (dBi):	4.50
Active Port(s):	A (Core 0)	Active Chain(s):	0

Test Frequency (MHz)	PSD (dBm / MHz)					Limit (dBm)	Margin (dB)
	A	B	C	D	∑		
5500	8.45	-	-	-	8.45	11.00	-2.55
5580	9.38	-	-	-	9.38	11.00	-1.62
5700	8.17	-	-	-	8.17	11.00	-2.83
5720	9.65	-	-	-	9.65	11.00	-1.35

Table 411 - Maximum Power Spectral Density Results

Test Configuration			
Frequency Range:	5.470-5.725 GHz	Band:	U-NII-2C
Limit Clause(s):	15.407 (a)(2)	Test Method(s):	C63.10 12.4.2.4 C63.10 12.6
Additional Reference(s):	-		
Note(s):	DCCF was added to the spectrum analyser reference level offset.		

DUT Configuration			
Mode:	802.11n HT40	Duty Cycle (%):	94.2
Modulation Coding Scheme:	MCS2	DCCF (dB):	0.26
Antenna Configuration:	SISO	Peak Antenna Gain (dBi):	4.50
Active Port(s):	A (Core 0)	Active Chain(s):	0

Test Frequency (MHz)	PSD (dBm / MHz)					Limit (dBm)	Margin (dB)
	A	B	C	D	∑		
5510	3.33	-	-	-	3.33	11.00	-7.67
5550	7.28	-	-	-	7.28	11.00	-3.72
5670	6.45	-	-	-	6.45	11.00	-4.55
5710	8.28	-	-	-	8.28	11.00	-2.72

Table 412 - Maximum Power Spectral Density Results

Test Configuration			
Frequency Range:	5.470-5.725 GHz	Band:	U-NII-2C
Limit Clause(s):	15.407 (a)(2)	Test Method(s):	C63.10 12.4.2.4 C63.10 12.6
Additional Reference(s):	-		
Note(s):	DCCF was added to the spectrum analyser reference level offset.		

DUT Configuration			
Mode:	802.11ac VHT80	Duty Cycle (%):	89.6
Modulation Coding Scheme:	MCS2x1	DCCF (dB):	0.48
Antenna Configuration:	SISO	Peak Antenna Gain (dBi):	4.50
Active Port(s):	A (Core 0)	Active Chain(s):	0

Test Frequency (MHz)	PSD (dBm / MHz)					Limit (dBm)	Margin (dB)
	A	B	C	D	∑		
5530	-1.10	-	-	-	-1.10	11.00	-12.10
5610	5.12	-	-	-	5.12	11.00	-5.88
5690	5.48	-	-	-	5.48	11.00	-5.52

Table 413 - Maximum Power Spectral Density Results

Test Configuration			
Frequency Range:	5.470-5.725 GHz	Band:	U-NII-2C
Limit Clause(s):	15.407 (a)(2)	Test Method(s):	C63.10 12.4.2.4 C63.10 12.6
Additional Reference(s):	-		
Note(s):	DCCF was added to the spectrum analyser reference level offset.		

DUT Configuration			
Mode:	802.11ac VHT160	Duty Cycle (%):	85.3
Modulation Coding Scheme:	MCS2x1	DCCF (dB):	0.69
Antenna Configuration:	SISO	Peak Antenna Gain (dBi):	4.50
Active Port(s):	A (Core 0)	Active Chain(s):	0

Test Frequency (MHz)	PSD (dBm / MHz)					Limit (dBm)	Margin (dB)
	A	B	C	D	∑		
5570	-6.55	-	-	-	-6.55	11.00	-17.55

Table 414 - Maximum Power Spectral Density Results

Test Configuration			
Frequency Range:	5.470-5.725 GHz	Band:	U-NII-2C
Limit Clause(s):	15.407 (a)(2)	Test Method(s):	C63.10 12.4.2.4 C63.10 12.6
Additional Reference(s):	-		
Note(s):	DCCF was added to the spectrum analyser reference level offset.		

DUT Configuration			
Mode:	802.11ax HE20 SU	Duty Cycle (%):	96.0
Modulation Coding Scheme:	MCS2x1	DCCF (dB):	0.18
Antenna Configuration:	SISO	Peak Antenna Gain (dBi):	4.50
Active Port(s):	A (Core 0)	Active Chain(s):	0

Test Frequency (MHz)	PSD (dBm / MHz)					Limit (dBm)	Margin (dB)
	A	B	C	D	∑		
5500	7.09	-	-	-	7.09	11.00	-3.91
5580	9.36	-	-	-	9.36	11.00	-1.64
5700	5.03	-	-	-	5.03	11.00	-5.97
5720	9.46	-	-	-	9.46	11.00	-1.54

wTable 415 - Maximum Power Spectral Density Results

Test Configuration			
Frequency Range:	5.470-5.725 GHz	Band:	U-NII-2C
Limit Clause(s):	15.407 (a)(2)	Test Method(s):	C63.10 12.4.2.4 C63.10 12.6
Additional Reference(s):	-		
Note(s):	DCCF was added to the spectrum analyser reference level offset.		

DUT Configuration			
Mode:	802.11ax HE40 SU	Duty Cycle (%):	96.0
Modulation Coding Scheme:	MCS2x1	DCCF (dB):	0.18
Antenna Configuration:	SISO	Peak Antenna Gain (dBi):	4.50
Active Port(s):	A (Core 0)	Active Chain(s):	0

Test Frequency (MHz)	PSD (dBm / MHz)					Limit (dBm)	Margin (dB)
	A	B	C	D	∑		
5510	3.39	-	-	-	3.39	11.00	-7.61
5550	5.80	-	-	-	5.80	11.00	-5.20
5590	7.69	-	-	-	7.69	11.00	-3.31
5670	5.89	-	-	-	5.89	11.00	-5.11
5710	7.98	-	-	-	7.98	11.00	-3.02

Table 416 - Maximum Power Spectral Density Results

Test Configuration			
Frequency Range:	5.470-5.725 GHz	Band:	U-NII-2C
Limit Clause(s):	15.407 (a)(2)	Test Method(s):	C63.10 12.4.2.4 C63.10 12.6
Additional Reference(s):	-		
Note(s):	DCCF was added to the spectrum analyser reference level offset.		

DUT Configuration			
Mode:	802.11ax HE80 SU	Duty Cycle (%):	95.7
Modulation Coding Scheme:	MCS2x1	DCCF (dB):	0.19
Antenna Configuration:	SISO	Peak Antenna Gain (dBi):	4.50
Active Port(s):	A (Core 0)	Active Chain(s):	0

Test Frequency (MHz)	PSD (dBm / MHz)					Limit (dBm)	Margin (dB)
	A	B	C	D	∑		
5530	-1.97	-	-	-	-1.97	11.00	-12.97
5610	4.24	-	-	-	4.24	11.00	-6.76
5690	5.37	-	-	-	5.37	11.00	-5.63

Table 417 - Maximum Power Spectral Density Results

Test Configuration			
Frequency Range:	5.470-5.725 GHz	Band:	U-NII-2C
Limit Clause(s):	15.407 (a)(2)	Test Method(s):	C63.10 12.4.2.4 C63.10 12.6
Additional Reference(s):	-		
Note(s):	DCCF was added to the spectrum analyser reference level offset.		

DUT Configuration			
Mode:	802.11ax HE160 SU	Duty Cycle (%):	93.2
Modulation Coding Scheme:	MCS2x1	DCCF (dB):	0.31
Antenna Configuration:	SISO	Peak Antenna Gain (dBi):	4.50
Active Port(s):	A (Core 0)	Active Chain(s):	0

Test Frequency (MHz)	PSD (dBm / MHz)					Limit (dBm)	Margin (dB)
	A	B	C	D	∑		
5570	-7.19	-	-	-	-7.19	11.00	-18.19

Table 418 - Maximum Power Spectral Density Results

Test Configuration			
Frequency Range:	5.725-5.850 GHz	Band:	U-NII-3
Limit Clause(s):	15.407 (a)(3)	Test Method(s):	C63.10 12.4.2.4 C63.10 12.6
Additional Reference(s):	-		
Note(s):	DCCF was added to the spectrum analyser reference level offset.		

DUT Configuration			
Mode:	802.11a	Duty Cycle (%):	97.8
Data Rate:	12 Mbps	DCCF (dB):	0.10
Antenna Configuration:	SISO	Peak Antenna Gain (dBi):	5.90
Active Port(s):	A (Core 0)	Active Chain(s):	0

Test Frequency (MHz)	PSD (dBm / 500 kHz)					Limit (dBm)	Margin (dB)
	A	B	C	D	∑		
5720	5.09	-	-	-	5.09	30.00	-24.91
5745	8.50	-	-	-	8.50	30.00	-21.50
5785	8.12	-	-	-	8.12	30.00	-21.88
5825	8.08	-	-	-	8.08	30.00	-21.92

Table 419 - Maximum Power Spectral Density Results

Test Configuration			
Frequency Range:	5.725-5.850 GHz	Band:	U-NII-3
Limit Clause(s):	15.407 (a)(3)	Test Method(s):	C63.10 12.4.2.4 C63.10 12.6
Additional Reference(s):	-		
Note(s):	DCCF was added to the spectrum analyser reference level offset.		

DUT Configuration			
Mode:	802.11n HT20	Duty Cycle (%):	96.9
Modulation Coding Scheme:	MCS2	DCCF (dB):	0.14
Antenna Configuration:	SISO	Peak Antenna Gain (dBi):	5.90
Active Port(s):	A (Core 0)	Active Chain(s):	0

Test Frequency (MHz)	PSD (dBm / 500 kHz)					Limit (dBm)	Margin (dB)
	A	B	C	D	∑		
5720	4.62	-	-	-	4.62	30.00	-25.38
5745	7.92	-	-	-	7.92	30.00	-22.08
5785	8.06	-	-	-	8.06	30.00	-21.94
5825	7.81	-	-	-	7.81	30.00	-22.19

Table 420 - Maximum Power Spectral Density Results

Test Configuration			
Frequency Range:	5.725-5.850 GHz	Band:	U-NII-3
Limit Clause(s):	15.407 (a)(3)	Test Method(s):	C63.10 12.4.2.4 C63.10 12.6
Additional Reference(s):	-		
Note(s):	DCCF was added to the spectrum analyser reference level offset.		

DUT Configuration			
Mode:	802.11n HT40	Duty Cycle (%):	94.4
Modulation Coding Scheme:	MCS2	DCCF (dB):	0.25
Antenna Configuration:	SISO	Peak Antenna Gain (dBi):	5.90
Active Port(s):	A (Core 0)	Active Chain(s):	0

Test Frequency (MHz)	PSD (dBm / 500 kHz)					Limit (dBm)	Margin (dB)
	A	B	C	D	∑		
5710	2.32	-	-	-	2.32	30.00	-27.68
5755	5.17	-	-	-	5.17	30.00	-24.83
5795	5.02	-	-	-	5.02	30.00	-24.98

Table 421 - Maximum Power Spectral Density Results

Test Configuration			
Frequency Range:	5.725-5.850 GHz	Band:	U-NII-3
Limit Clause(s):	15.407 (a)(3)	Test Method(s):	C63.10 12.4.2.4 C63.10 12.6
Additional Reference(s):	-		
Note(s):	DCCF was added to the spectrum analyser reference level offset.		

DUT Configuration			
Mode:	802.11ac VHT80	Duty Cycle (%):	90.2
Modulation Coding Scheme:	MCS2x1	DCCF (dB):	0.45
Antenna Configuration:	SISO	Peak Antenna Gain (dBi):	5.90
Active Port(s):	A (Core 0)	Active Chain(s):	0

Test Frequency (MHz)	PSD (dBm / 500 kHz)					Limit (dBm)	Margin (dB)
	A	B	C	D	∑		
5690	-0.80	-	-	-	-0.80	30.00	-30.80
5775	1.16	-	-	-	1.16	30.00	-28.84

Table 422 - Maximum Power Spectral Density Results

Test Configuration			
Frequency Range:	5.725-5.850 GHz	Band:	U-NII-3
Limit Clause(s):	15.407 (a)(3)	Test Method(s):	C63.10 12.4.2.4 C63.10 12.6
Additional Reference(s):	-		
Note(s):	DCCF was added to the spectrum analyser reference level offset.		

DUT Configuration			
Mode:	802.11ax HE20 SU	Duty Cycle (%):	96.2
Modulation Coding Scheme:	MCS2x1	DCCF (dB):	0.17
Antenna Configuration:	SISO	Peak Antenna Gain (dBi):	5.90
Active Port(s):	A (Core 0)	Active Chain(s):	0

Test Frequency (MHz)	PSD (dBm / 500 kHz)					Limit (dBm)	Margin (dB)
	A	B	C	D	∑		
5720	4.56	-	-	-	4.56	30.00	-25.44
5745	8.02	-	-	-	8.02	30.00	-21.98
5785	7.81	-	-	-	7.81	30.00	-22.19
5825	7.60	-	-	-	7.60	30.00	-22.40

Table 423 - Maximum Power Spectral Density Results

Test Configuration			
Frequency Range:	5.725-5.850 GHz	Band:	U-NII-3
Limit Clause(s):	15.407 (a)(3)	Test Method(s):	C63.10 12.4.2.4 C63.10 12.6
Additional Reference(s):	-		
Note(s):	DCCF was added to the spectrum analyser reference level offset.		

DUT Configuration			
Mode:	802.11ax HE40 SU	Duty Cycle (%):	96.2
Modulation Coding Scheme:	MCS2x1	DCCF (dB):	0.17
Antenna Configuration:	SISO	Peak Antenna Gain (dBi):	5.90
Active Port(s):	A (Core 0)	Active Chain(s):	0

Test Frequency (MHz)	PSD (dBm / 500 kHz)					Limit (dBm)	Margin (dB)
	A	B	C	D	∑		
5710	1.95	-	-	-	1.95	30.00	-28.05
5755	5.39	-	-	-	5.39	30.00	-24.61
5795	4.85	-	-	-	4.85	30.00	-25.15

Table 424 - Maximum Power Spectral Density Results

Test Configuration			
Frequency Range:	5.725-5.850 GHz	Band:	U-NII-3
Limit Clause(s):	15.407 (a)(3)	Test Method(s):	C63.10 12.4.2.4 C63.10 12.6
Additional Reference(s):	-		
Note(s):	DCCF was added to the spectrum analyser reference level offset.		

DUT Configuration			
Mode:	802.11ax HE80 SU	Duty Cycle (%):	96.0
Modulation Coding Scheme:	MCS2x1	DCCF (dB):	0.18
Antenna Configuration:	SISO	Peak Antenna Gain (dBi):	5.90
Active Port(s):	A (Core 0)	Active Chain(s):	0

Test Frequency (MHz)	PSD (dBm / 500 kHz)					Limit (dBm)	Margin (dB)
	A	B	C	D	∑		
5690	-1.07	-	-	-	-1.07	30.00	-31.07
5775	0.14	-	-	-	0.14	30.00	-29.86

Table 425 - Maximum Power Spectral Density Results

Test Configuration			
Frequency Range:	5.150-5.250 GHz	Band:	U-NII-1
Limit Clause(s):	15.407 (a)(1)(iv)	Test Method(s):	C63.10 12.4.2.4 C63.10 12.6
Additional Reference(s):	-		
Note(s):	DCCF was added to the spectrum analyser reference level offset.		

DUT Configuration			
Mode:	802.11ax HE20 RU26	Duty Cycle (%):	97.5
Modulation Coding Scheme:	MCS2x1	DCCF (dB):	0.11
Antenna Configuration:	SISO	Peak Antenna Gain (dBi):	5.70
Active Port(s):	A (Core 0)	Active Chain(s):	0

Test Frequency (MHz)	PSD (dBm / MHz)					Limit (dBm)	Margin (dB)
	A	B	C	D	∑		
5180 (RU26.0)	9.01	-	-	-	9.01	11.00	-1.99
5220 (RU26.0)	8.68	-	-	-	8.68	11.00	-2.32
5240 (RU26.8)	8.86	-	-	-	8.86	11.00	-2.14

Table 426 - FCC Maximum Power Spectral Density Results

Test Configuration			
Frequency Range:	5.150-5.250 GHz	Band:	U-NII-1
Limit Clause(s):	15.407 (a)(1)(iv)	Test Method(s):	C63.10 12.4.2.4 C63.10 12.6
Additional Reference(s):	-		
Note(s):	DCCF was added to the spectrum analyser reference level offset.		

DUT Configuration			
Mode:	802.11ax HE20 RU52	Duty Cycle (%):	97.4
Modulation Coding Scheme:	MCS2x1	DCCF (dB):	0.12
Antenna Configuration:	SISO	Peak Antenna Gain (dBi):	5.70
Active Port(s):	A (Core 0)	Active Chain(s):	0

Test Frequency (MHz)	PSD (dBm / MHz)					Limit (dBm)	Margin (dB)
	A	B	C	D	∑		
5180 (RU52.37)	9.25	-	-	-	9.25	11.00	-1.75
5220 (RU52.37)	9.13	-	-	-	9.13	11.00	-1.87
5240 (RU52.40)	8.73	-	-	-	8.73	11.00	-2.27

Table 427 - FCC Maximum Power Spectral Density Results

Test Configuration			
Frequency Range:	5.150-5.250 GHz	Band:	U-NII-1
Limit Clause(s):	15.407 (a)(1)(iv)	Test Method(s):	C63.10 12.4.2.4 C63.10 12.6
Additional Reference(s):	-		
Note(s):	DCCF was added to the spectrum analyser reference level offset.		

DUT Configuration			
Mode:	802.11ax HE20 RU106	Duty Cycle (%):	98.4
Modulation Coding Scheme:	MCS2x1	DCCF (dB):	0.07
Antenna Configuration:	SISO	Peak Antenna Gain (dBi):	5.70
Active Port(s):	A (Core 0)	Active Chain(s):	0

Test Frequency (MHz)	PSD (dBm / MHz)					Limit (dBm)	Margin (dB)
	A	B	C	D	∑		
5180 (RU106.53)	7.69	-	-	-	7.69	11.00	-3.31
5220 (RU106.53)	9.11	-	-	-	9.11	11.00	-1.89
5240 (RU106.54)	8.94	-	-	-	8.94	11.00	-2.06

Table 428 - FCC Maximum Power Spectral Density Results

Test Configuration			
Frequency Range:	5.250-5.350 GHz	Band:	U-NII-2A
Limit Clause(s):	15.407 (a)(2)	Test Method(s):	C63.10 12.4.2.4 C63.10 12.6
Additional Reference(s):	-		
Note(s):	DCCF was added to the spectrum analyser reference level offset.		

DUT Configuration			
Mode:	802.11ax HE20 RU52	Duty Cycle (%):	97.1
Modulation Coding Scheme:	MCS2x1	DCCF (dB):	0.13
Antenna Configuration:	SISO	Peak Antenna Gain (dBi):	5.70
Active Port(s):	A (Core 0)	Active Chain(s):	0

Test Frequency (MHz)	PSD (dBm / MHz)					Limit (dBm)	Margin (dB)
	A	B	C	D	∑		
5260 (RU52.37)	9.18	-	-	-	9.18	11.00	-1.82
5300 (RU52.37)	9.46	-	-	-	9.46	11.00	-1.54
5320 (RU52.40)	9.44	-	-	-	9.44	11.00	-1.56

Table 429 - Maximum Power Spectral Density Results

Test Configuration			
Frequency Range:	5.250-5.350 GHz	Band:	U-NII-2A
Limit Clause(s):	15.407 (a)(2)	Test Method(s):	C63.10 12.4.2.4 C63.10 12.6
Additional Reference(s):	-		
Note(s):	DCCF was added to the spectrum analyser reference level offset.		

DUT Configuration			
Mode:	802.11ax HE20 RU106	Duty Cycle (%):	97.9
Modulation Coding Scheme:	MCS2x1	DCCF (dB):	0.09
Antenna Configuration:	SISO	Peak Antenna Gain (dBi):	5.70
Active Port(s):	A (Core 0)	Active Chain(s):	0

Test Frequency (MHz)	PSD (dBm / MHz)					Limit (dBm)	Margin (dB)
	A	B	C	D	∑		
5260 (RU106.53)	9.02	-	-	-	9.02	11.00	-1.98
5300 (RU106.53)	9.27	-	-	-	9.27	11.00	-1.73
5320 (RU106.54)	7.06	-	-	-	7.06	11.00	-3.94

Table 430 - Maximum Power Spectral Density Results

Test Configuration			
Frequency Range:	5.470-5.725 GHz	Band:	U-NII-2C
Limit Clause(s):	15.407 (a)(2)	Test Method(s):	C63.10 12.4.2.4 C63.10 12.6
Additional Reference(s):	-		
Note(s):	DCCF was added to the spectrum analyser reference level offset.		

DUT Configuration			
Mode:	802.11ax HE20 RU52	Duty Cycle (%):	97.0
Modulation Coding Scheme:	MCS2x1	DCCF (dB):	0.13
Antenna Configuration:	SISO	Peak Antenna Gain (dBi):	4.50
Active Port(s):	A (Core 0)	Active Chain(s):	0

Test Frequency (MHz)	PSD (dBm / MHz)					Limit (dBm)	Margin (dB)
	A	B	C	D	∑		
5500 (RU52.37)	8.80	-	-	-	8.80	11.00	-2.20
5580 (RU52.37)	9.50	-	-	-	9.50	11.00	-1.50
5700 (RU52.40)	6.62	-	-	-	6.62	11.00	-4.38
5720 (RU52.39)	8.87	-	-	-	8.87	11.00	-2.13

Table 431 - Maximum Power Spectral Density Results

Test Configuration			
Frequency Range:	5.470-5.725 GHz	Band:	U-NII-2C
Limit Clause(s):	15.407 (a)(2)	Test Method(s):	C63.10 12.4.2.4 C63.10 12.6
Additional Reference(s):	-		
Note(s):	DCCF was added to the spectrum analyser reference level offset.		

DUT Configuration			
Mode:	802.11ax HE20 RU106	Duty Cycle (%):	97.8
Modulation Coding Scheme:	MCS2x1	DCCF (dB):	0.10
Antenna Configuration:	SISO	Peak Antenna Gain (dBi):	4.50
Active Port(s):	A (Core 0)	Active Chain(s):	0

Test Frequency (MHz)	PSD (dBm / MHz)					Limit (dBm)	Margin (dB)
	A	B	C	D	∑		
5500 (RU106.53)	6.62	-	-	-	6.62	11.00	-4.38
5580 (RU106.53)	9.47	-	-	-	9.47	11.00	-1.53
5700 (RU106.54)	7.40	-	-	-	7.40	11.00	-3.60
5720 (RU106.53)	9.28	-	-	-	9.28	11.00	-1.72

Table 432 - Maximum Power Spectral Density Results

Test Configuration			
Frequency Range:	5.725-5.850 GHz	Band:	U-NII-3
Limit Clause(s):	15.407 (a)(3)	Test Method(s):	C63.10 12.4.2.4 C63.10 12.6
Additional Reference(s):	-		
Note(s):	DCCF was added to the spectrum analyser reference level offset.		

DUT Configuration			
Mode:	802.11ax HE20 RU26	Duty Cycle (%):	97.5
Modulation Coding Scheme:	MCS2x1	DCCF (dB):	0.11
Antenna Configuration:	SISO	Peak Antenna Gain (dBi):	5.90
Active Port(s):	A (Core 0)	Active Chain(s):	0

Test Frequency (MHz)	PSD (dBm / 500 kHz)					Limit (dBm)	Margin (dB)
	A	B	C	D	∑		
5745 (RU26.0)	7.66	-	-	-	7.66	30.00	-22.34
5785 (RU26.0)	7.97	-	-	-	7.97	30.00	-22.03
5825 (RU26.8)	7.53	-	-	-	7.53	30.00	-22.47

Table 433 - Maximum Power Spectral Density Results

Test Configuration			
Frequency Range:	5.725-5.850 GHz	Band:	U-NII-3
Limit Clause(s):	15.407 (a)(3)	Test Method(s):	C63.10 12.4.2.4 C63.10 12.6
Additional Reference(s):	-		
Note(s):	DCCF was added to the spectrum analyser reference level offset.		

DUT Configuration			
Mode:	802.11ax HE20 RU52	Duty Cycle (%):	97.0
Modulation Coding Scheme:	MCS2x1	DCCF (dB):	0.13
Antenna Configuration:	SISO	Peak Antenna Gain (dBi):	5.90
Active Port(s):	A (Core 0)	Active Chain(s):	0

Test Frequency (MHz)	PSD (dBm / 500 kHz)					Limit (dBm)	Margin (dB)
	A	B	C	D	∑		
5720 (RU52.40)	6.35	-	-	-	6.35	30.00	-23.65
5745 (RU52.37)	8.01	-	-	-	8.01	30.00	-21.99
5785 (RU52.37)	7.64	-	-	-	7.64	30.00	-22.36
5825 (RU52.40)	7.69	-	-	-	7.69	30.00	-22.31

Table 434 - Maximum Power Spectral Density Results

Test Configuration			
Frequency Range:	5.725-5.850 GHz	Band:	U-NII-3
Limit Clause(s):	15.407 (a)(3)	Test Method(s):	C63.10 12.4.2.4 C63.10 12.6
Additional Reference(s):	-		
Note(s):	DCCF was added to the spectrum analyser reference level offset.		

DUT Configuration			
Mode:	802.11ax HE20 RU106	Duty Cycle (%):	97.9
Modulation Coding Scheme:	MCS2x1	DCCF (dB):	0.09
Antenna Configuration:	SISO	Peak Antenna Gain (dBi):	5.90
Active Port(s):	A (Core 0)	Active Chain(s):	0

Test Frequency (MHz)	PSD (dBm / 500 kHz)					Limit (dBm)	Margin (dB)
	A	B	C	D	∑		
5720 (RU106.54)	6.18	-	-	-	6.18	30.00	-23.82
5745 (RU106.53)	7.62	-	-	-	7.62	30.00	-22.38
5785 (RU106.53)	7.45	-	-	-	7.45	30.00	-22.55
5825 (RU106.54)	7.89	-	-	-	7.89	30.00	-22.11

Table 435 - Maximum Power Spectral Density Results

MIMO CDD

Test Configuration			
Frequency Range:	5.150-5.250 GHz	Band:	U-NII-1
Limit Clause(s):	15.407 (a)(1)(iv)	Test Method(s):	C63.10 12.4.2.4 C63.10 12.6
Additional Reference(s):	662911 D01 v02r01 F)2)f)(ii), 662911 D01 v02r01 E)2)b)		
Note(s):	DCCF was added to the spectrum analyser reference level offset.		

DUT Configuration			
Mode:	802.11n HT20	Duty Cycle (%):	97.5
Modulation Coding Scheme:	MCS2	DCCF (dB):	0.11
Antenna Configuration:	MIMO CDD	Peak Antenna Gain (dBi):	7.59
Active Port(s):	A+B (Core 0 + Core 1)	Active Chain(s):	0+1

Test Frequency (MHz)	PSD (dBm / MHz)					Limit (dBm)	Margin (dB)
	A	B	C	D	∑		
5180	4.43	4.34	-	-	7.40	9.41	-2.01
5220	4.48	4.27	-	-	7.39	9.41	-2.02
5240	4.70	4.64	-	-	7.68	9.41	-1.72

Table 436 - FCC Maximum Power Spectral Density Results

Test Configuration			
Frequency Range:	5.150-5.250 GHz	Band:	U-NII-1
Limit Clause(s):	15.407 (a)(1)(iv)	Test Method(s):	C63.10 12.4.2.4 C63.10 12.6
Additional Reference(s):	662911 D01 v02r01 F)2)f)(ii), 662911 D01 v02r01 E)2)b)		
Note(s):	DCCF was added to the spectrum analyser reference level offset.		

DUT Configuration			
Mode:	802.11n HT40	Duty Cycle (%):	95.7
Modulation Coding Scheme:	MCS2	DCCF (dB):	0.19
Antenna Configuration:	MIMO CDD	Peak Antenna Gain (dBi):	7.59
Active Port(s):	A+B (Core 0 + Core 1)	Active Chain(s):	0+1

Test Frequency (MHz)	PSD (dBm / MHz)					Limit (dBm)	Margin (dB)
	A	B	C	D	∑		
5190	2.48	2.34	-	-	5.42	9.41	-3.99
5230	4.11	4.32	-	-	7.23	9.41	-2.18

Table 437 - FCC Maximum Power Spectral Density Results

Test Configuration			
Frequency Range:	5.150-5.250 GHz	Band:	U-NII-1
Limit Clause(s):	15.407 (a)(1)(iv)	Test Method(s):	C63.10 12.4.2.4 C63.10 12.6
Additional Reference(s):	662911 D01 v02r01 F)2)f)(ii), 662911 D01 v02r01 E)2)b)		
Note(s):	DCCF was added to the spectrum analyser reference level offset.		

DUT Configuration			
Mode:	802.11ac VHT80	Duty Cycle (%):	92.2
Modulation Coding Scheme:	MCS2x1	DCCF (dB):	0.35
Antenna Configuration:	MIMO CDD	Peak Antenna Gain (dBi):	7.59
Active Port(s):	A+B (Core 0 + Core 1)	Active Chain(s):	0+1

Test Frequency (MHz)	PSD (dBm / MHz)					Limit (dBm)	Margin (dB)
	A	B	C	D	∑		
5210	-1.70	-1.54	-	-	1.39	9.41	-8.02

Table 438 - FCC Maximum Power Spectral Density Results

Test Configuration			
Frequency Range:	5.150-5.250 GHz	Band:	U-NII-1
Limit Clause(s):	15.407 (a)(1)(iv)	Test Method(s):	C63.10 12.4.2.4 C63.10 12.6
Additional Reference(s):	662911 D01 v02r01 F)2)f)(ii), 662911 D01 v02r01 E)2)b)		
Note(s):	DCCF was added to the spectrum analyser reference level offset.		

DUT Configuration			
Mode:	802.11ac VHT160	Duty Cycle (%):	88.1
Modulation Coding Scheme:	MCS2x1	DCCF (dB):	0.55
Antenna Configuration:	MIMO CDD	Peak Antenna Gain (dBi):	7.59
Active Port(s):	A+B (Core 0 + Core 1)	Active Chain(s):	0+1

Test Frequency (MHz)	PSD (dBm / MHz)					Limit (dBm)	Margin (dB)
	A	B	C	D	∑		
5250	-8.52	-8.63	-	-	-5.56	9.41	-14.97

Table 439 - FCC Maximum Power Spectral Density Results

Test Configuration			
Frequency Range:	5.150-5.250 GHz	Band:	U-NII-1
Limit Clause(s):	15.407 (a)(1)(iv)	Test Method(s):	C63.10 12.4.2.4 C63.10 12.6
Additional Reference(s):	662911 D01 v02r01 F)2)f)(ii), 662911 D01 v02r01 E)2)b)		
Note(s):	DCCF was added to the spectrum analyser reference level offset.		

DUT Configuration			
Mode:	802.11ax HE20 SU	Duty Cycle (%):	96.9
Modulation Coding Scheme:	MCS2x1	DCCF (dB):	0.14
Antenna Configuration:	MIMO CDD	Peak Antenna Gain (dBi):	7.59
Active Port(s):	A+B (Core 0 + Core 1)	Active Chain(s):	0+1

Test Frequency (MHz)	PSD (dBm / MHz)					Limit (dBm)	Margin (dB)
	A	B	C	D	∑		
5180	4.34	4.22	-	-	7.29	9.41	-2.11
5220	4.65	4.60	-	-	7.63	9.41	-1.77
5240	4.61	4.81	-	-	7.72	9.41	-1.69

Table 440 - FCC Maximum Power Spectral Density Results

Test Configuration			
Frequency Range:	5.150-5.250 GHz	Band:	U-NII-1
Limit Clause(s):	15.407 (a)(1)(iv)	Test Method(s):	C63.10 12.4.2.4 C63.10 12.6
Additional Reference(s):	662911 D01 v02r01 F)2)f)(ii), 662911 D01 v02r01 E)2)b)		
Note(s):	DCCF was added to the spectrum analyser reference level offset.		

DUT Configuration			
Mode:	802.11ax HE40 SU	Duty Cycle (%):	97.0
Modulation Coding Scheme:	MCS2x1	DCCF (dB):	0.13
Antenna Configuration:	MIMO CDD	Peak Antenna Gain (dBi):	7.59
Active Port(s):	A+B (Core 0 + Core 1)	Active Chain(s):	0+1

Test Frequency (MHz)	PSD (dBm / MHz)					Limit (dBm)	Margin (dB)
	A	B	C	D	∑		
5190	1.82	2.01	-	-	4.93	9.41	-4.48
5230	4.21	4.19	-	-	7.21	9.41	-2.19

Table 441 - FCC Maximum Power Spectral Density Results

Test Configuration			
Frequency Range:	5.150-5.250 GHz	Band:	U-NII-1
Limit Clause(s):	15.407 (a)(1)(iv)	Test Method(s):	C63.10 12.4.2.4 C63.10 12.6
Additional Reference(s):	662911 D01 v02r01 F)2)f)(ii), 662911 D01 v02r01 E)2)b)		
Note(s):	DCCF was added to the spectrum analyser reference level offset.		

DUT Configuration			
Mode:	802.11ax HE80 SU	Duty Cycle (%):	96.5
Modulation Coding Scheme:	MCS2x1	DCCF (dB):	0.16
Antenna Configuration:	MIMO CDD	Peak Antenna Gain (dBi):	7.59
Active Port(s):	A+B (Core 0 + Core 1)	Active Chain(s):	0+1

Test Frequency (MHz)	PSD (dBm / MHz)					Limit (dBm)	Margin (dB)
	A	B	C	D	∑		
5210	-1.33	-1.41	-	-	1.64	9.41	-7.77

Table 442 - FCC Maximum Power Spectral Density Results

Test Configuration			
Frequency Range:	5.150-5.250 GHz	Band:	U-NII-1
Limit Clause(s):	15.407 (a)(1)(iv)	Test Method(s):	C63.10 12.4.2.4 C63.10 12.6
Additional Reference(s):	662911 D01 v02r01 F)2)f)(ii), 662911 D01 v02r01 E)2)b)		
Note(s):	DCCF was added to the spectrum analyser reference level offset.		

DUT Configuration			
Mode:	802.11ax HE160 SU	Duty Cycle (%):	94.2
Modulation Coding Scheme:	MCS2x1	DCCF (dB):	0.26
Antenna Configuration:	MIMO CDD	Peak Antenna Gain (dBi):	7.59
Active Port(s):	A+B (Core 0 + Core 1)	Active Chain(s):	0+1

Test Frequency (MHz)	PSD (dBm / MHz)					Limit (dBm)	Margin (dB)
	A	B	C	D	∑		
5250	-7.79	-7.55	-	-	-4.66	9.41	-14.06

Table 443 - FCC Maximum Power Spectral Density Results

Test Configuration			
Frequency Range:	5.250-5.350 GHz	Band:	U-NII-2A
Limit Clause(s):	15.407 (a)(2)	Test Method(s):	C63.10 12.4.2.4 C63.10 12.6
Additional Reference(s):	662911 D01 v02r01 F)2)f)(ii), 662911 D01 v02r01 E)2)b)		
Note(s):	DCCF was added to the spectrum analyser reference level offset.		

DUT Configuration			
Mode:	802.11n HT20	Duty Cycle (%):	97.1
Modulation Coding Scheme:	MCS2	DCCF (dB):	0.13
Antenna Configuration:	MIMO CDD	Peak Antenna Gain (dBi):	8.56
Active Port(s):	A+B (Core 0 + Core 1)	Active Chain(s):	0+1

Test Frequency (MHz)	PSD (dBm / MHz)					Limit (dBm)	Margin (dB)
	A	B	C	D	∑		
5260	3.70	3.79	-	-	6.75	8.44	-1.68
5300	3.68	3.63	-	-	6.66	8.44	-1.77
5320	3.94	3.83	-	-	6.90	8.44	-1.54

Table 444 - FCC Maximum Power Spectral Density Results

Test Configuration			
Frequency Range:	5.250-5.350 GHz	Band:	U-NII-2A
Limit Clause(s):	15.407 (a)(2)	Test Method(s):	C63.10 12.4.2.4 C63.10 12.6
Additional Reference(s):	662911 D01 v02r01 F)2)f)(ii), 662911 D01 v02r01 E)2)b)		
Note(s):	DCCF was added to the spectrum analyser reference level offset.		

DUT Configuration			
Mode:	802.11n HT40	Duty Cycle (%):	94.5
Modulation Coding Scheme:	MCS2	DCCF (dB):	0.25
Antenna Configuration:	MIMO CDD	Peak Antenna Gain (dBi):	8.56
Active Port(s):	A+B (Core 0 + Core 1)	Active Chain(s):	0+1

Test Frequency (MHz)	PSD (dBm / MHz)					Limit (dBm)	Margin (dB)
	A	B	C	D	∑		
5270	3.05	3.94	-	-	6.53	8.44	-1.91
5310	1.01	0.79	-	-	3.91	8.44	-4.53

Table 445 - FCC Maximum Power Spectral Density Results

Test Configuration			
Frequency Range:	5.250-5.350 GHz	Band:	U-NII-2A
Limit Clause(s):	15.407 (a)(2)	Test Method(s):	C63.10 12.4.2.4 C63.10 12.6
Additional Reference(s):	662911 D01 v02r01 F)2)f)(ii), 662911 D01 v02r01 E)2)b)		
Note(s):	DCCF was added to the spectrum analyser reference level offset.		

DUT Configuration			
Mode:	802.11ac VHT80	Duty Cycle (%):	90.2
Modulation Coding Scheme:	MCS2x1	DCCF (dB):	0.45
Antenna Configuration:	MIMO CDD	Peak Antenna Gain (dBi):	8.56
Active Port(s):	A+B (Core 0 + Core 1)	Active Chain(s):	0+1

Test Frequency (MHz)	PSD (dBm / MHz)					Limit (dBm)	Margin (dB)
	A	B	C	D	∑		
5290	-4.16	-4.07	-	-	-1.11	8.44	-9.54

Table 446 - FCC Maximum Power Spectral Density Results

Test Configuration			
Frequency Range:	5.250-5.350 GHz	Band:	U-NII-2A
Limit Clause(s):	15.407 (a)(2)	Test Method(s):	C63.10 12.4.2.4 C63.10 12.6
Additional Reference(s):	662911 D01 v02r01 F)2)f)(ii), 662911 D01 v02r01 E)2)b)		
Note(s):	DCCF was added to the spectrum analyser reference level offset.		

DUT Configuration			
Mode:	802.11ac VHT160	Duty Cycle (%):	88.1
Modulation Coding Scheme:	MCS2x1	DCCF (dB):	0.55
Antenna Configuration:	MIMO CDD	Peak Antenna Gain (dBi):	8.56
Active Port(s):	A+B (Core 0 + Core 1)	Active Chain(s):	0+1

Test Frequency (MHz)	PSD (dBm / MHz)					Limit (dBm)	Margin (dB)
	A	B	C	D	∑		
5250	-8.55	-8.40	-	-	-5.47	8.44	-13.90

Table 447 - FCC Maximum Power Spectral Density Results

Test Configuration			
Frequency Range:	5.250-5.350 GHz	Band:	U-NII-2A
Limit Clause(s):	15.407 (a)(2)	Test Method(s):	C63.10 12.4.2.4 C63.10 12.6
Additional Reference(s):	662911 D01 v02r01 F)2)f)(ii), 662911 D01 v02r01 E)2)b)		
Note(s):	DCCF was added to the spectrum analyser reference level offset.		

DUT Configuration			
Mode:	802.11ax HE20 SU	Duty Cycle (%):	96.5
Modulation Coding Scheme:	MCS2x1	DCCF (dB):	0.16
Antenna Configuration:	MIMO CDD	Peak Antenna Gain (dBi):	8.56
Active Port(s):	A+B (Core 0 + Core 1)	Active Chain(s):	0+1

Test Frequency (MHz)	PSD (dBm / MHz)					Limit (dBm)	Margin (dB)
	A	B	C	D	∑		
5260	3.65	3.99	-	-	6.83	8.44	-1.61
5300	3.72	3.62	-	-	6.68	8.44	-1.76
5320	3.47	3.66	-	-	6.58	8.44	-1.86

Table 448 - FCC Maximum Power Spectral Density Results

Test Configuration			
Frequency Range:	5.250-5.350 GHz	Band:	U-NII-2A
Limit Clause(s):	15.407 (a)(2)	Test Method(s):	C63.10 12.4.2.4 C63.10 12.6
Additional Reference(s):	662911 D01 v02r01 F)2)f)(ii), 662911 D01 v02r01 E)2)b)		
Note(s):	DCCF was added to the spectrum analyser reference level offset.		

DUT Configuration			
Mode:	802.11ax HE40 SU	Duty Cycle (%):	96.2
Modulation Coding Scheme:	MCS2x1	DCCF (dB):	0.17
Antenna Configuration:	MIMO CDD	Peak Antenna Gain (dBi):	8.56
Active Port(s):	A+B (Core 0 + Core 1)	Active Chain(s):	0+1

Test Frequency (MHz)	PSD (dBm / MHz)					Limit (dBm)	Margin (dB)
	A	B	C	D	∑		
5270	3.15	3.48	-	-	6.33	8.44	-2.11
5310	-0.39	-0.39	-	-	2.62	8.44	-5.82

Table 449 - FCC Maximum Power Spectral Density Results

Test Configuration			
Frequency Range:	5.250-5.350 GHz	Band:	U-NII-2A
Limit Clause(s):	15.407 (a)(2)	Test Method(s):	C63.10 12.4.2.4 C63.10 12.6
Additional Reference(s):	662911 D01 v02r01 F)2)f)(ii), 662911 D01 v02r01 E)2)b)		
Note(s):	DCCF was added to the spectrum analyser reference level offset.		

DUT Configuration			
Mode:	802.11ax HE80 SU	Duty Cycle (%):	95.9
Modulation Coding Scheme:	MCS2x1	DCCF (dB):	0.18
Antenna Configuration:	MIMO CDD	Peak Antenna Gain (dBi):	8.56
Active Port(s):	A+B (Core 0 + Core 1)	Active Chain(s):	0+1

Test Frequency (MHz)	PSD (dBm / MHz)					Limit (dBm)	Margin (dB)
	A	B	C	D	∑		
5290	-3.97	-3.87	-	-	-0.91	8.44	-9.34

Table 450 - FCC Maximum Power Spectral Density Results

Test Configuration			
Frequency Range:	5.250-5.350 GHz	Band:	U-NII-2A
Limit Clause(s):	15.407 (a)(2)	Test Method(s):	C63.10 12.4.2.4 C63.10 12.6
Additional Reference(s):	662911 D01 v02r01 F)2)f)(ii), 662911 D01 v02r01 E)2)b)		
Note(s):	DCCF was added to the spectrum analyser reference level offset.		

DUT Configuration			
Mode:	802.11ax HE160 SU	Duty Cycle (%):	94.2
Modulation Coding Scheme:	MCS2x1	DCCF (dB):	0.26
Antenna Configuration:	MIMO CDD	Peak Antenna Gain (dBi):	8.56
Active Port(s):	A+B (Core 0 + Core 1)	Active Chain(s):	0+1

Test Frequency (MHz)	PSD (dBm / MHz)					Limit (dBm)	Margin (dB)
	A	B	C	D	∑		
5250	-7.48	-7.48	-	-	-4.47	8.44	-12.90

Table 451 - FCC Maximum Power Spectral Density Results

Test Configuration			
Frequency Range:	5.470-5.725 GHz	Band:	U-NII-2C
Limit Clause(s):	15.407 (a)(2)	Test Method(s):	C63.10 12.4.2.4 C63.10 12.6
Additional Reference(s):	662911 D01 v02r01 F)2)f)(ii), 662911 D01 v02r01 E)2)b)		
Note(s):	DCCF was added to the spectrum analyser reference level offset.		

DUT Configuration			
Mode:	802.11n HT20	Duty Cycle (%):	96.6
Modulation Coding Scheme:	MCS2	DCCF (dB):	0.15
Antenna Configuration:	MIMO CDD	Peak Antenna Gain (dBi):	7.17
Active Port(s):	A+B (Core 0 + Core 1)	Active Chain(s):	0+1

Test Frequency (MHz)	PSD (dBm / MHz)					Limit (dBm)	Margin (dB)
	A	B	C	D	∑		
5500	4.90	5.19	-	-	8.06	9.83	-1.78
5580	5.13	5.22	-	-	8.19	9.83	-1.65
5700	5.03	5.08	-	-	8.06	9.83	-1.77
5720	4.92	5.53	-	-	8.25	9.83	-1.59

Table 452 - FCC Maximum Power Spectral Density Results

Test Configuration			
Frequency Range:	5.470-5.725 GHz	Band:	U-NII-2C
Limit Clause(s):	15.407 (a)(2)	Test Method(s):	C63.10 12.4.2.4 C63.10 12.6
Additional Reference(s):	662911 D01 v02r01 F)2)f)(ii), 662911 D01 v02r01 E)2)b)		
Note(s):	DCCF was added to the spectrum analyser reference level offset.		

DUT Configuration			
Mode:	802.11n HT40	Duty Cycle (%):	94.2
Modulation Coding Scheme:	MCS2	DCCF (dB):	0.26
Antenna Configuration:	MIMO CDD	Peak Antenna Gain (dBi):	7.17
Active Port(s):	A+B (Core 0 + Core 1)	Active Chain(s):	0+1

Test Frequency (MHz)	PSD (dBm / MHz)					Limit (dBm)	Margin (dB)
	A	B	C	D	∑		
5510	1.75	1.87	-	-	4.82	9.83	-5.01
5550	5.01	4.86	-	-	7.95	9.83	-1.88
5670	4.45	4.88	-	-	7.68	9.83	-2.15
5710	4.81	5.23	-	-	8.04	9.83	-1.79

Table 453 - FCC Maximum Power Spectral Density Results

Test Configuration			
Frequency Range:	5.470-5.725 GHz	Band:	U-NII-2C
Limit Clause(s):	15.407 (a)(2)	Test Method(s):	C63.10 12.4.2.4 C63.10 12.6
Additional Reference(s):	662911 D01 v02r01 F)2)f)(ii), 662911 D01 v02r01 E)2)b)		
Note(s):	DCCF was added to the spectrum analyser reference level offset.		

DUT Configuration			
Mode:	802.11ac VHT80	Duty Cycle (%):	89.4
Modulation Coding Scheme:	MCS2x1	DCCF (dB):	0.49
Antenna Configuration:	MIMO CDD	Peak Antenna Gain (dBi):	7.17
Active Port(s):	A+B (Core 0 + Core 1)	Active Chain(s):	0+1

Test Frequency (MHz)	PSD (dBm / MHz)					Limit (dBm)	Margin (dB)
	A	B	C	D	∑		
5530	-2.64	-2.50	-	-	0.44	9.83	-9.39
5610	2.93	2.85	-	-	5.90	9.83	-3.93
5690	3.44	4.04	-	-	6.76	9.83	-3.07

Table 454 - FCC Maximum Power Spectral Density Results

Test Configuration			
Frequency Range:	5.470-5.725 GHz	Band:	U-NII-2C
Limit Clause(s):	15.407 (a)(2)	Test Method(s):	C63.10 12.4.2.4 C63.10 12.6
Additional Reference(s):	662911 D01 v02r01 F)2)f)(ii), 662911 D01 v02r01 E)2)b)		
Note(s):	DCCF was added to the spectrum analyser reference level offset.		

DUT Configuration			
Mode:	802.11ac VHT160	Duty Cycle (%):	85.3
Modulation Coding Scheme:	MCS2x1	DCCF (dB):	0.69
Antenna Configuration:	MIMO CDD	Peak Antenna Gain (dBi):	7.17
Active Port(s):	A+B (Core 0 + Core 1)	Active Chain(s):	0+1

Test Frequency (MHz)	PSD (dBm / MHz)					Limit (dBm)	Margin (dB)
	A	B	C	D	∑		
5570	-6.81	-6.95	-	-	-3.87	9.83	-13.70

Table 455 - FCC Maximum Power Spectral Density Results

Test Configuration			
Frequency Range:	5.470-5.725 GHz	Band:	U-NII-2C
Limit Clause(s):	15.407 (a)(2)	Test Method(s):	C63.10 12.4.2.4 C63.10 12.6
Additional Reference(s):	662911 D01 v02r01 F)2)f)(ii), 662911 D01 v02r01 E)2)b)		
Note(s):	DCCF was added to the spectrum analyser reference level offset.		

DUT Configuration			
Mode:	802.11ax HE20 SU	Duty Cycle (%):	96.0
Modulation Coding Scheme:	MCS2x1	DCCF (dB):	0.18
Antenna Configuration:	MIMO CDD	Peak Antenna Gain (dBi):	7.17
Active Port(s):	A+B (Core 0 + Core 1)	Active Chain(s):	0+1

Test Frequency (MHz)	PSD (dBm / MHz)					Limit (dBm)	Margin (dB)
	A	B	C	D	∑		
5500	4.90	4.90	-	-	7.91	9.83	-1.92
5580	5.15	5.22	-	-	8.20	9.83	-1.64
5700	4.32	4.69	-	-	7.52	9.83	-2.32
5720	4.75	5.32	-	-	8.05	9.83	-1.78

Table 456 - FCC Maximum Power Spectral Density Results

Test Configuration			
Frequency Range:	5.470-5.725 GHz	Band:	U-NII-2C
Limit Clause(s):	15.407 (a)(2)	Test Method(s):	C63.10 12.4.2.4 C63.10 12.6
Additional Reference(s):	662911 D01 v02r01 F)2)f)(ii), 662911 D01 v02r01 E)2)b)		
Note(s):	DCCF was added to the spectrum analyser reference level offset.		

DUT Configuration			
Mode:	802.11ax HE40 SU	Duty Cycle (%):	96.0
Modulation Coding Scheme:	MCS2x1	DCCF (dB):	0.18
Antenna Configuration:	MIMO CDD	Peak Antenna Gain (dBi):	7.17
Active Port(s):	A+B (Core 0 + Core 1)	Active Chain(s):	0+1

Test Frequency (MHz)	PSD (dBm / MHz)					Limit (dBm)	Margin (dB)
	A	B	C	D	∑		
5510	0.53	0.59	-	-	3.57	9.83	-6.26
5550	4.89	4.88	-	-	7.90	9.83	-1.93
5670	3.86	4.18	-	-	7.03	9.83	-2.80
5710	4.75	5.00	-	-	7.89	9.83	-1.95

Table 457 - FCC Maximum Power Spectral Density Results

Test Configuration			
Frequency Range:	5.470-5.725 GHz	Band:	U-NII-2C
Limit Clause(s):	15.407 (a)(2)	Test Method(s):	C63.10 12.4.2.4 C63.10 12.6
Additional Reference(s):	662911 D01 v02r01 F)2)f)(ii), 662911 D01 v02r01 E)2)b)		
Note(s):	DCCF was added to the spectrum analyser reference level offset.		

DUT Configuration			
Mode:	802.11ax HE80 SU	Duty Cycle (%):	95.6
Modulation Coding Scheme:	MCS2x1	DCCF (dB):	0.19
Antenna Configuration:	MIMO CDD	Peak Antenna Gain (dBi):	7.17
Active Port(s):	A+B (Core 0 + Core 1)	Active Chain(s):	0+1

Test Frequency (MHz)	PSD (dBm / MHz)					Limit (dBm)	Margin (dB)
	A	B	C	D	∑		
5530	-3.28	-3.01	-	-	-0.13	9.83	-9.96
5610	2.44	2.65	-	-	5.56	9.83	-4.27
5690	3.94	3.55	-	-	6.76	9.83	-3.07

Table 458 - FCC Maximum Power Spectral Density Results

Test Configuration			
Frequency Range:	5.470-5.725 GHz	Band:	U-NII-2C
Limit Clause(s):	15.407 (a)(2)	Test Method(s):	C63.10 12.4.2.4 C63.10 12.6
Additional Reference(s):	662911 D01 v02r01 F)2)f)(ii), 662911 D01 v02r01 E)2)b)		
Note(s):	DCCF was added to the spectrum analyser reference level offset.		

DUT Configuration			
Mode:	802.11ax HE160 SU	Duty Cycle (%):	93.2
Modulation Coding Scheme:	MCS2x1	DCCF (dB):	0.31
Antenna Configuration:	MIMO CDD	Peak Antenna Gain (dBi):	7.17
Active Port(s):	A+B (Core 0 + Core 1)	Active Chain(s):	0+1

Test Frequency (MHz)	PSD (dBm / MHz)					Limit (dBm)	Margin (dB)
	A	B	C	D	∑		
5570	-7.62	-7.20	-	-	-4.40	9.83	-14.23

Table 459 - FCC Maximum Power Spectral Density Results

Test Configuration			
Frequency Range:	5.725-5.850 GHz	Band:	U-NII-3
Limit Clause(s):	15.407 (a)(3)	Test Method(s):	C63.10 12.4.2.4 C63.10 12.6
Additional Reference(s):	662911 D01 v02r01 F)2)f)(ii), 662911 D01 v02r01 E)2)b)		
Note(s):	DCCF was added to the spectrum analyser reference level offset.		

DUT Configuration			
Mode:	802.11n HT20	Duty Cycle (%):	96.8
Modulation Coding Scheme:	MCS2	DCCF (dB):	0.14
Antenna Configuration:	MIMO CDD	Peak Antenna Gain (dBi):	8.42
Active Port(s):	A+B (Core 0 + Core 1)	Active Chain(s):	0+1

Test Frequency (MHz)	PSD (dBm / 500 kHz)					Limit (dBm)	Margin (dB)
	A	B	C	D	∑		
5720	0.11	0.41	-	-	3.27	27.58	-24.31
5745	8.17	8.56	-	-	11.38	27.58	-16.20
5785	8.34	8.25	-	-	11.30	27.58	-16.27
5825	7.97	8.19	-	-	11.09	27.58	-16.48

Table 460 - Maximum Power Spectral Density Results

Test Configuration			
Frequency Range:	5.725-5.850 GHz	Band:	U-NII-3
Limit Clause(s):	15.407 (a)(3)	Test Method(s):	C63.10 12.4.2.4 C63.10 12.6
Additional Reference(s):	662911 D01 v02r01 F)2)f)(ii), 662911 D01 v02r01 E)2)b)		
Note(s):	DCCF was added to the spectrum analyser reference level offset.		

DUT Configuration			
Mode:	802.11n HT40	Duty Cycle (%):	94.3
Modulation Coding Scheme:	MCS2	DCCF (dB):	0.26
Antenna Configuration:	MIMO CDD	Peak Antenna Gain (dBi):	8.42
Active Port(s):	A+B (Core 0 + Core 1)	Active Chain(s):	0+1

Test Frequency (MHz)	PSD (dBm / 500 kHz)					Limit (dBm)	Margin (dB)
	A	B	C	D	∑		
5710	-1.14	-0.89	-	-	2.00	27.58	-25.58
5755	5.22	5.21	-	-	8.23	27.58	-19.35
5795	5.07	5.21	-	-	8.15	27.58	-19.42

Table 461 - Maximum Power Spectral Density Results

Test Configuration			
Frequency Range:	5.725-5.850 GHz	Band:	U-NII-3
Limit Clause(s):	15.407 (a)(3)	Test Method(s):	C63.10 12.4.2.4 C63.10 12.6
Additional Reference(s):	662911 D01 v02r01 F)2)f)(ii), 662911 D01 v02r01 E)2)b)		
Note(s):	DCCF was added to the spectrum analyser reference level offset.		

DUT Configuration			
Mode:	802.11ac VHT80	Duty Cycle (%):	90.0
Modulation Coding Scheme:	MCS2x1	DCCF (dB):	0.46
Antenna Configuration:	MIMO CDD	Peak Antenna Gain (dBi):	8.42
Active Port(s):	A+B (Core 0 + Core 1)	Active Chain(s):	0+1

Test Frequency (MHz)	PSD (dBm / 500 kHz)					Limit (dBm)	Margin (dB)
	A	B	C	D	∑		
5690	-2.84	-2.33	-	-	0.43	28.83	-28.40
5775	-0.01	0.26	-	-	3.13	27.58	-24.44

Table 462 - Maximum Power Spectral Density Results

Test Configuration			
Frequency Range:	5.725-5.850 GHz	Band:	U-NII-3
Limit Clause(s):	15.407 (a)(3)	Test Method(s):	C63.10 12.4.2.4 C63.10 12.6
Additional Reference(s):	662911 D01 v02r01 F)2)f)(ii), 662911 D01 v02r01 E)2)b)		
Note(s):	DCCF was added to the spectrum analyser reference level offset.		

DUT Configuration			
Mode:	802.11ax HE20 SU	Duty Cycle (%):	96.2
Modulation Coding Scheme:	MCS2x1	DCCF (dB):	0.17
Antenna Configuration:	MIMO CDD	Peak Antenna Gain (dBi):	8.42
Active Port(s):	A+B (Core 0 + Core 1)	Active Chain(s):	0+1

Test Frequency (MHz)	PSD (dBm / 500 kHz)					Limit (dBm)	Margin (dB)
	A	B	C	D	∑		
5720	-0.10	0.67	-	-	3.31	27.58	-24.26
5745	7.66	8.02	-	-	10.85	27.58	-16.72
5785	7.83	8.09	-	-	10.97	27.58	-16.60
5825	7.74	7.72	-	-	10.74	27.58	-16.84

Table 463 - Maximum Power Spectral Density Results

Test Configuration			
Frequency Range:	5.725-5.850 GHz	Band:	U-NII-3
Limit Clause(s):	15.407 (a)(3)	Test Method(s):	C63.10 12.4.2.4 C63.10 12.6
Additional Reference(s):	662911 D01 v02r01 F)2)f)(ii), 662911 D01 v02r01 E)2)b)		
Note(s):	DCCF was added to the spectrum analyser reference level offset.		

DUT Configuration			
Mode:	802.11ax HE40 SU	Duty Cycle (%):	96.1
Modulation Coding Scheme:	MCS2x1	DCCF (dB):	0.17
Antenna Configuration:	MIMO CDD	Peak Antenna Gain (dBi):	8.42
Active Port(s):	A+B (Core 0 + Core 1)	Active Chain(s):	0+1

Test Frequency (MHz)	PSD (dBm / 500 kHz)					Limit (dBm)	Margin (dB)
	A	B	C	D	∑		
5710	-1.36	-1.10	-	-	1.78	27.58	-25.79
5755	5.08	4.96	-	-	8.03	27.58	-19.55
5795	4.93	5.05	-	-	8.00	27.58	-19.57

Table 464 - Maximum Power Spectral Density Results

Test Configuration			
Frequency Range:	5.725-5.850 GHz	Band:	U-NII-3
Limit Clause(s):	15.407 (a)(3)	Test Method(s):	C63.10 12.4.2.4 C63.10 12.6
Additional Reference(s):	662911 D01 v02r01 F)2)f)(ii), 662911 D01 v02r01 E)2)b)		
Note(s):	DCCF was added to the spectrum analyser reference level offset.		

DUT Configuration			
Mode:	802.11ax HE80 SU	Duty Cycle (%):	95.9
Modulation Coding Scheme:	MCS2x1	DCCF (dB):	0.18
Antenna Configuration:	MIMO CDD	Peak Antenna Gain (dBi):	8.42
Active Port(s):	A+B (Core 0 + Core 1)	Active Chain(s):	0+1

Test Frequency (MHz)	PSD (dBm / 500 kHz)					Limit (dBm)	Margin (dB)
	A	B	C	D	∑		
5690	-3.00	-2.66	-	-	0.18	28.83	-28.65
5775	-0.22	-0.47	-	-	2.67	27.58	-24.91

Table 465 - Maximum Power Spectral Density Results

Test Configuration			
Frequency Range:	5.150-5.250 GHz	Band:	U-NII-1
Limit Clause(s):	15.407 (a)(1)(iv)	Test Method(s):	C63.10 12.4.2.4 C63.10 12.6
Additional Reference(s):	662911 D01 v02r01 F)2)f)(ii), 662911 D01 v02r01 E)2)b)		
Note(s):	DCCF was added to the spectrum analyser reference level offset.		

DUT Configuration			
Mode:	802.11ax HE20 RU26	Duty Cycle (%):	97.6
Modulation Coding Scheme:	MCS2x1	DCCF (dB):	0.11
Antenna Configuration:	MIMO CDD	Peak Antenna Gain (dBi):	7.59
Active Port(s):	A+B (Core 0 + Core 1)	Active Chain(s):	0+1

Test Frequency (MHz)	PSD (dBm / MHz)					Limit (dBm)	Margin (dB)
	A	B	C	D	∑		
5180 (RU26.0)	4.60	4.16	-	-	7.40	9.41	-2.01
5220 (RU26.0)	4.33	4.31	-	-	7.33	9.41	-2.07
5240 (RU26.8)	4.15	4.10	-	-	7.14	9.41	-2.27

Table 466 - FCC Maximum Power Spectral Density Results

Test Configuration			
Frequency Range:	5.150-5.250 GHz	Band:	U-NII-1
Limit Clause(s):	15.407 (a)(1)(iv)	Test Method(s):	C63.10 12.4.2.4 C63.10 12.6
Additional Reference(s):	662911 D01 v02r01 F)2)f)(ii), 662911 D01 v02r01 E)2)b)		
Note(s):	DCCF was added to the spectrum analyser reference level offset.		

DUT Configuration			
Mode:	802.11ax HE20 RU52	Duty Cycle (%):	97.8
Modulation Coding Scheme:	MCS2x1	DCCF (dB):	0.10
Antenna Configuration:	MIMO CDD	Peak Antenna Gain (dBi):	7.59
Active Port(s):	A+B (Core 0 + Core 1)	Active Chain(s):	0+1

Test Frequency (MHz)	PSD (dBm / MHz)					Limit (dBm)	Margin (dB)
	A	B	C	D	∑		
5180 (RU52.37)	4.74	4.32	-	-	7.54	9.41	-1.86
5220 (RU52.37)	3.91	4.48	-	-	7.21	9.41	-2.19
5240 (RU52.40)	4.36	4.63	-	-	7.51	9.41	-1.90

Table 467 - FCC Maximum Power Spectral Density Results

Test Configuration			
Frequency Range:	5.150-5.250 GHz	Band:	U-NII-1
Limit Clause(s):	15.407 (a)(1)(iv)	Test Method(s):	C63.10 12.4.2.4 C63.10 12.6
Additional Reference(s):	662911 D01 v02r01 F)2)f)(ii), 662911 D01 v02r01 E)2)b)		
Note(s):	DCCF was added to the spectrum analyser reference level offset.		

DUT Configuration			
Mode:	802.11ax HE20 RU106	Duty Cycle (%):	98.3
Modulation Coding Scheme:	MCS2x1	DCCF (dB):	0.08
Antenna Configuration:	MIMO CDD	Peak Antenna Gain (dBi):	7.59
Active Port(s):	A+B (Core 0 + Core 1)	Active Chain(s):	0+1

Test Frequency (MHz)	PSD (dBm / MHz)					Limit (dBm)	Margin (dB)
	A	B	C	D	∑		
5180 (RU106.53)	4.20	4.83	-	-	7.54	9.41	-1.87
5220 (RU106.53)	4.13	4.78	-	-	7.48	9.41	-1.93
5240 (RU106.54)	4.40	4.36	-	-	7.39	9.41	-2.02

Table 468 - FCC Maximum Power Spectral Density Results

Test Configuration			
Frequency Range:	5.250-5.350 GHz	Band:	U-NII-2A
Limit Clause(s):	15.407 (a)(2)	Test Method(s):	C63.10 12.4.2.4 C63.10 12.6
Additional Reference(s):	662911 D01 v02r01 F)2)f)(ii), 662911 D01 v02r01 E)2)b)		
Note(s):	DCCF was added to the spectrum analyser reference level offset.		

DUT Configuration			
Mode:	802.11ax HE20 RU52	Duty Cycle (%):	97.3
Modulation Coding Scheme:	MCS2x1	DCCF (dB):	0.12
Antenna Configuration:	MIMO CDD	Peak Antenna Gain (dBi):	8.56
Active Port(s):	A+B (Core 0 + Core 1)	Active Chain(s):	0+1

Test Frequency (MHz)	PSD (dBm / MHz)					Limit (dBm)	Margin (dB)
	A	B	C	D	∑		
5260 (RU52.37)	3.24	3.47	-	-	6.37	8.44	-2.07
5300 (RU52.37)	3.44	3.50	-	-	6.48	8.44	-1.96
5320 (RU52.40)	3.54	3.34	-	-	6.45	8.44	-1.99

Table 469 - FCC Maximum Power Spectral Density Results