TUV SUD Limited
Digitally signed by TUV SUD Limited
Date: 2024.10.15 15:54:00 +01'00'

80 MHz Bandwidth - Core 0 (SISO)

Mode	Data Rate/ MCS	Resource Size	Resource Index	TX Frequency (MHz)	Band Edge Frequency (MHz)	Peak Level (dBµV/m)	Average Level (dBµV/m)
802.11ax HE80	MCS 4x1	SU	-	5985	5925	71.82	58.32
802.11ax HE80	MCS 11x1	106	60	5985	5925	58.12	45.76
802.11ax HE80	MCS 11x1	SU	-	7025	7125	59.56	47.66
802.11ax HE80	MCS 11x1	106	53	7025	7125	59.44	47.67

Table 253 - SISO Authorised Band Edge Results

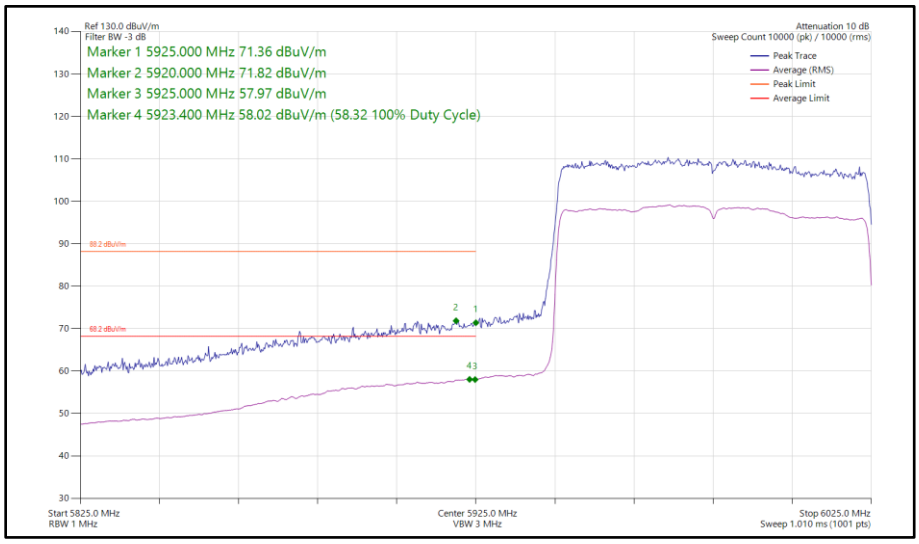

Figure 129 - 802.11ax HE80, SU, SISO, Core 0 - 5985 MHz Band Edge Frequency 5925 MHz

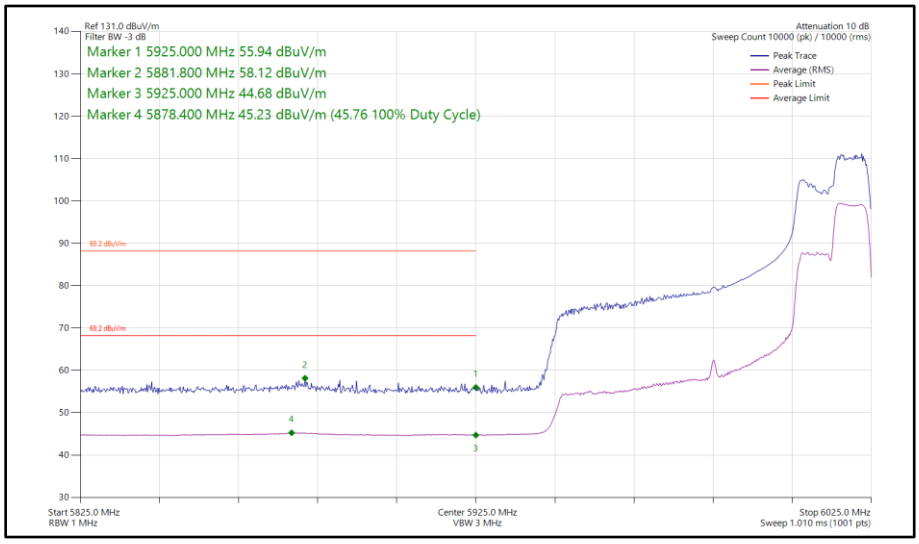

Figure 130 - 802.11ax HE80, RU 106-60, SISO, Core 0 - 5985 MHz Band Edge Frequency 5925 MHz

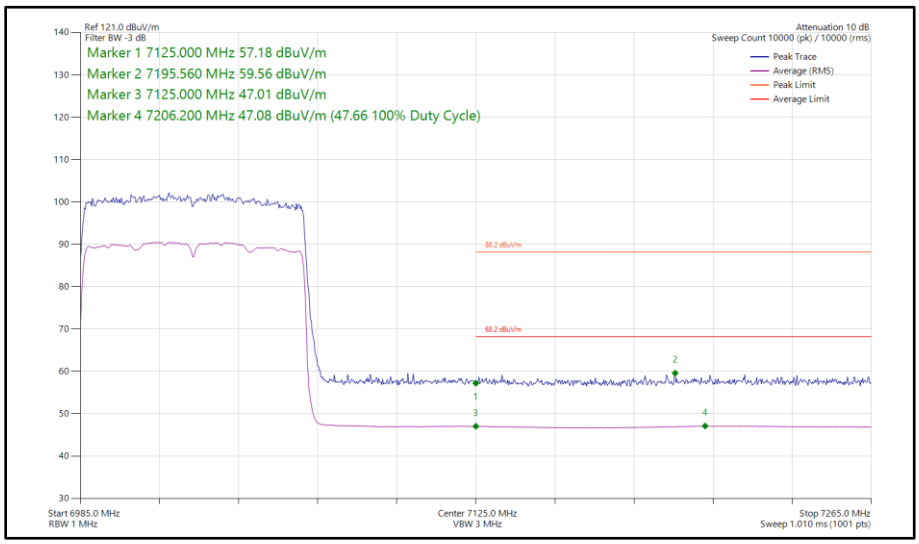

Figure 131 - 802.11ax HE80, SU, SISO, Core 0 - 7025 MHz Band Edge Frequency 7125 MHz

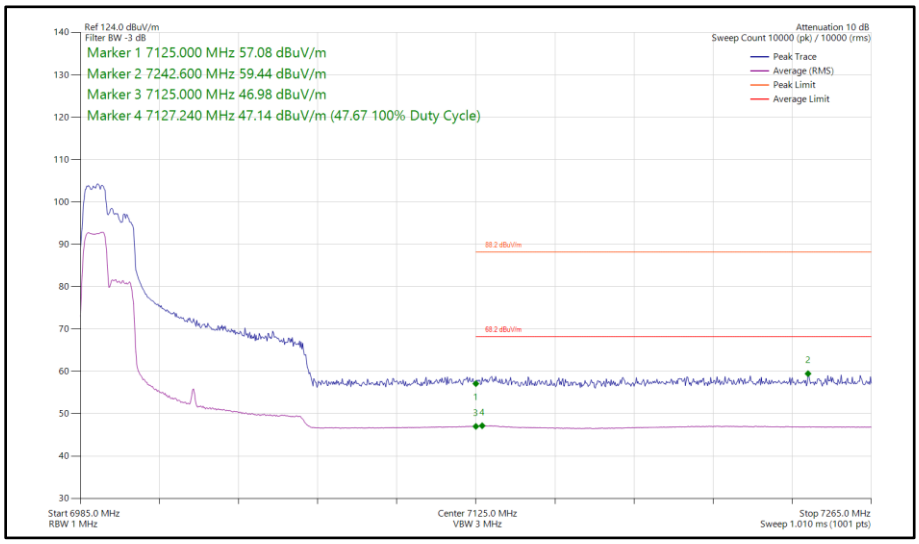

Figure 132 - 802.11ax HE80, RU 106-53, SISO, Core 0 - 7025 MHz Band Edge Frequency 7125 MHz

80 MHz Bandwidth - Core 1 (SISO)

Mode	Data Rate/ MCS	Resource Size	Resource Index	TX Frequency (MHz)	Band Edge Frequency (MHz)	Peak Level (dBµV/m)	Average Level (dBµV/m)
802.11ax HE80	MCS 4x1	SU	-	5985	5925	75.89	59.21
802.11ax HE80	MCS 11x1	106	53	5985	5925	58.08	46.41
802.11ax HE80	MCS 11x1	SU	-	7025	7125	59.34	47.74
802.11ax HE80	MCS 11x1	106	53	7025	7125	59.18	47.66

Table 254 - SISO Authorised Band Edge Results

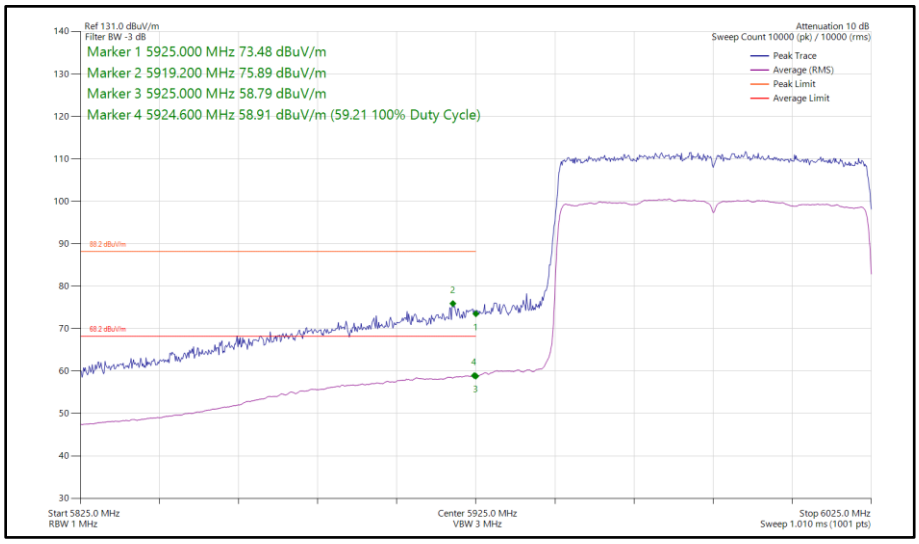

Figure 133 - 802.11ax HE80, SU, SISO, Core 1 - 5985 MHz Band Edge Frequency 5925 MHz

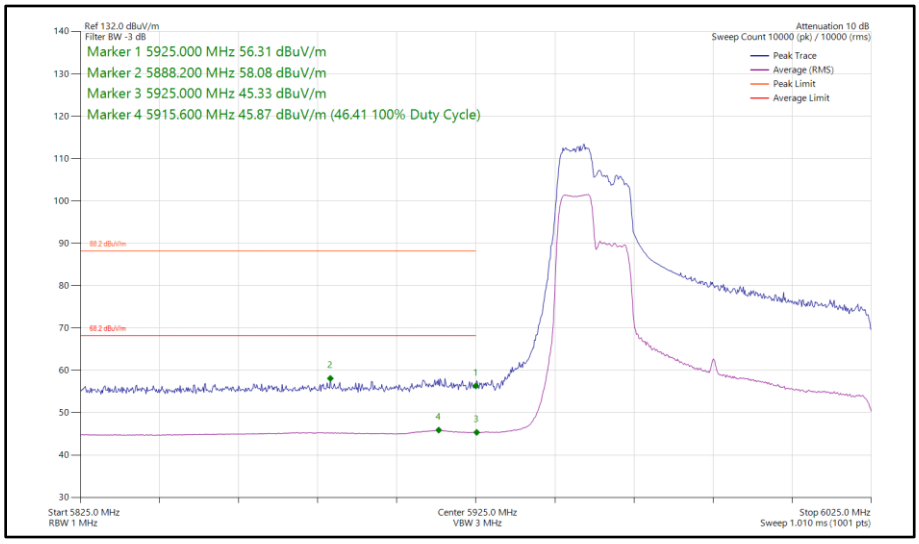

Figure 134 - 802.11ax HE80, RU 106-53, SISO, Core 1 - 5985 MHz Band Edge Frequency 5925 MHz

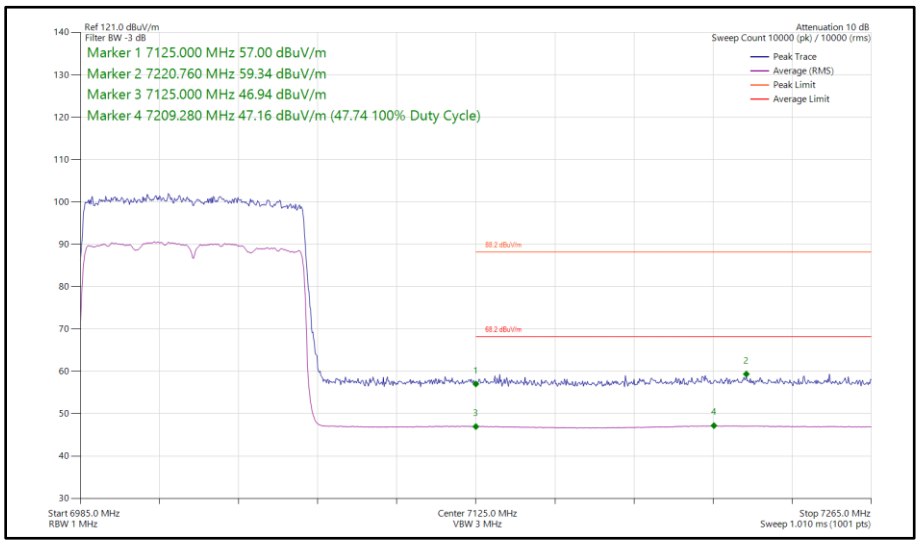

Figure 135 - 802.11ax HE80, SU, SISO, Core 1 - 7025 MHz Band Edge Frequency 7125 MHz

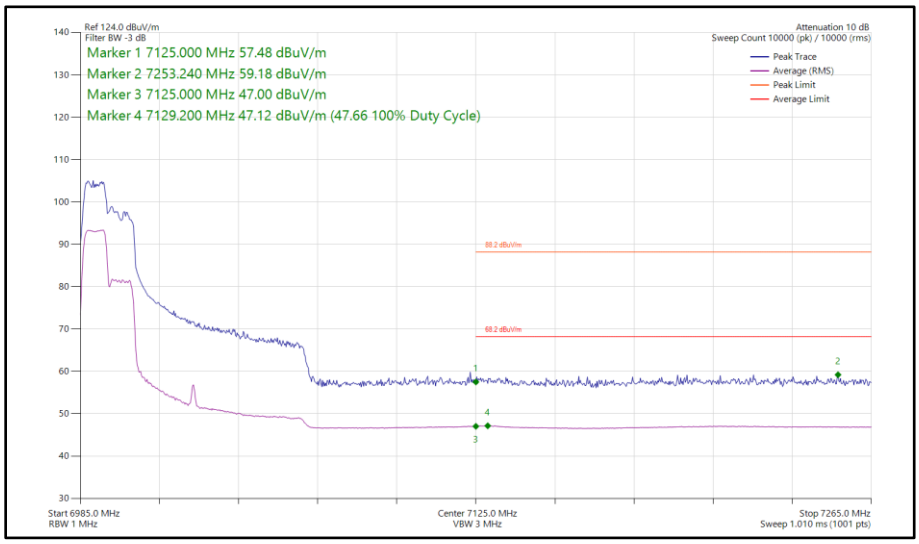

Figure 136 - 802.11ax HE80, RU 106-53, SISO, Core 1 - 7025 MHz Band Edge Frequency 7125 MHz

80 MHz Bandwidth - Core 0 - Core 1 (CDD)

Mode	Data Rate/ MCS	Resource Size	Resource Index	TX Frequency (MHz)	Band Edge Frequency (MHz)	Peak Level (dBµV/m)	Average Level (dBµV/m)
802.11ax HE80	MCS 11x1	SU	-	5985	5925	77.27	60.94
802.11ax HE80	MCS 11x1	106	53	5985	5925	58.18	46.44
802.11ax HE80	MCS 11x1	SU	-	7025	7125	59.06	47.63
802.11ax HE80	MCS 11x1	52	52	7025	7125	59.35	47.59

Table 255 - CDD Authorised Band Edge Results

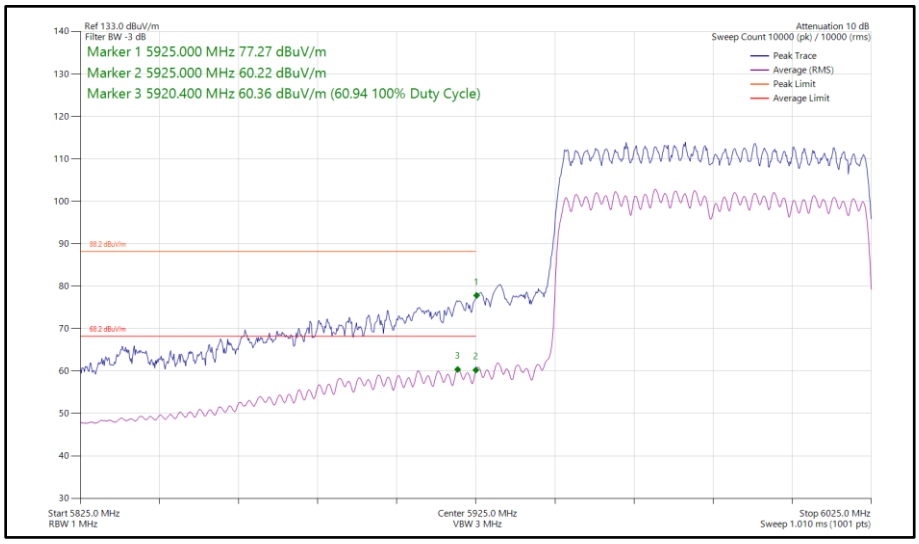

Figure 137 - 802.11ax HE80, SU, CDD, Core 0 - Core 1 - 5985 MHz Band Edge Frequency 5925 MHz

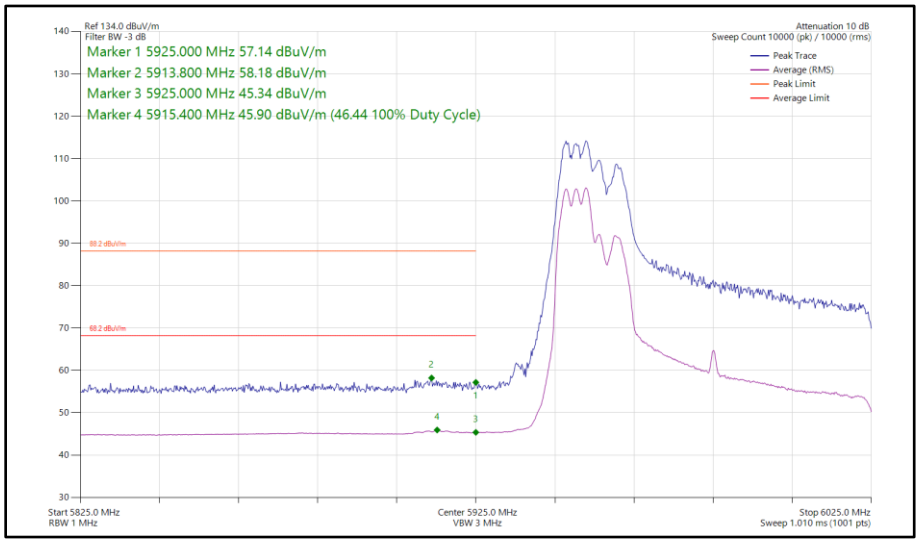

Figure 138 - 802.11ax HE80, RU 106-53, CDD, Core 0 - Core 1 - 5985 MHz Band Edge Frequency 5925 MHz

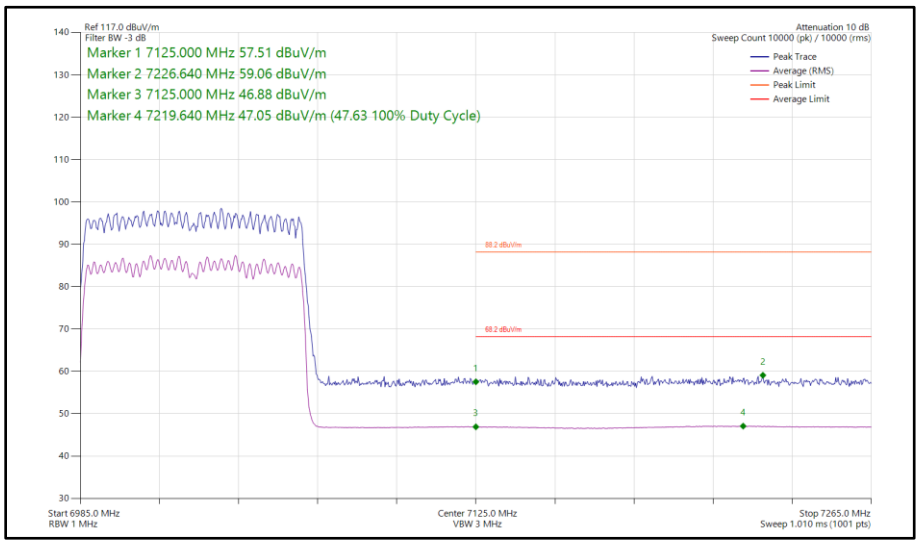

Figure 139 - 802.11ax HE80, SU, CDD, Core 0 - Core 1 - 7025 MHz Band Edge Frequency 7125 MHz

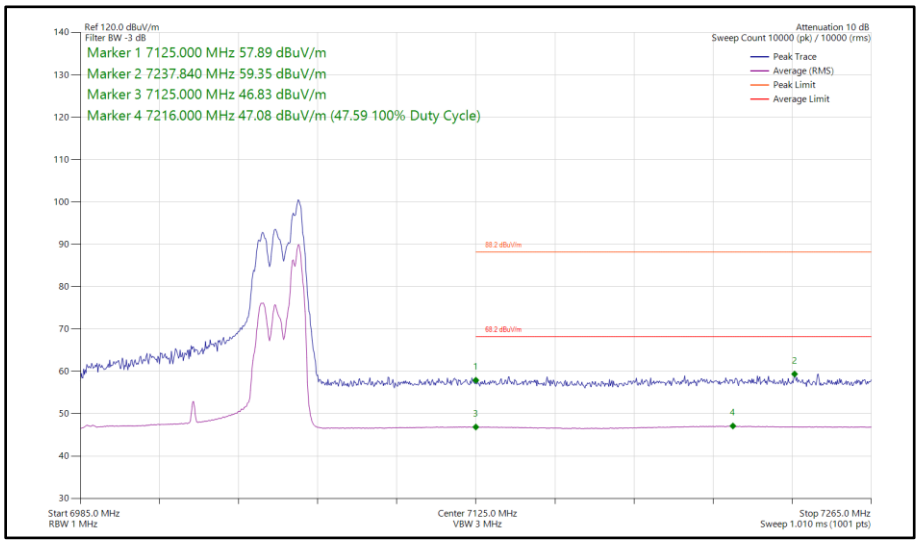

Figure 140 - 802.11ax HE80, RU 52-52, CDD, Core 0 - Core 1 - 7025 MHz Band Edge Frequency 7125 MHz

80 MHz Bandwidth - Core 0 - Core 1 (SDM)

Mode	Data Rate/ MCS	Resource Size	Resource Index	TX Frequency (MHz)	Band Edge Frequency (MHz)	Peak Level (dBµV/m)	Average Level (dBµV/m)
802.11ax HE80	MCS 11x2	SU	-	5985	5925	79.43	65.30
802.11ax HE80	MCS 11x2	106	53	5985	5925	59.05	47.14
802.11ax HE80	MCS 11x2	SU	-	7025	7125	72.54	58.64
802.11ax HE80	MCS 11x2	106	53	7025	7125	59.14	47.64

Table 256 - SDM Authorised Band Edge Results

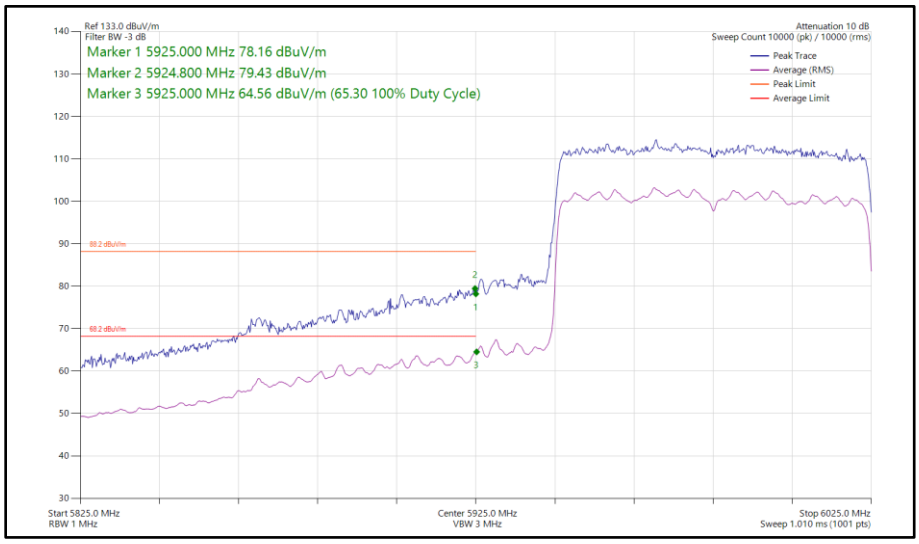

Figure 141 - 802.11ax HE80, SU, SDM, Core 0 - Core 1 - 5985 MHz Band Edge Frequency 5925 MHz

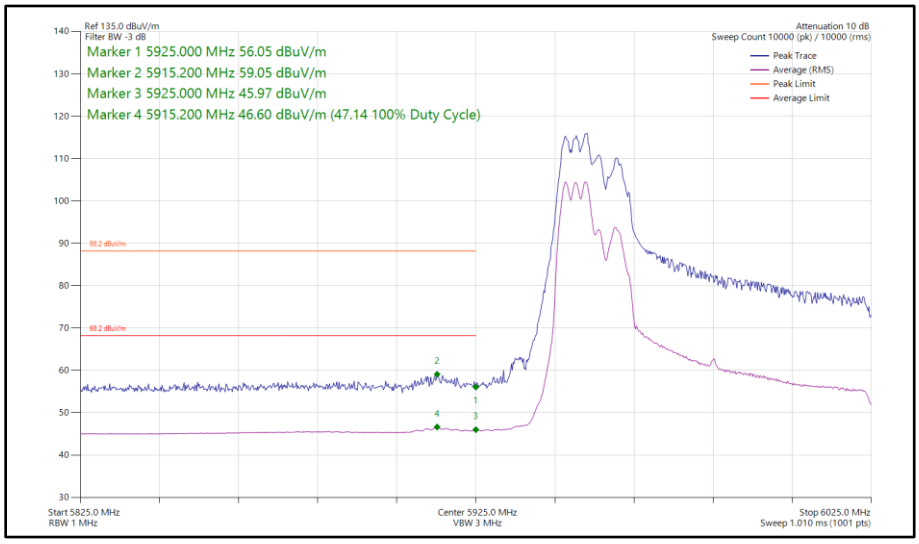

Figure 142 - 802.11ax HE80, RU 106-53, SDM, Core 0 - Core 1 - 5985 MHz Band Edge Frequency 5925 MHz

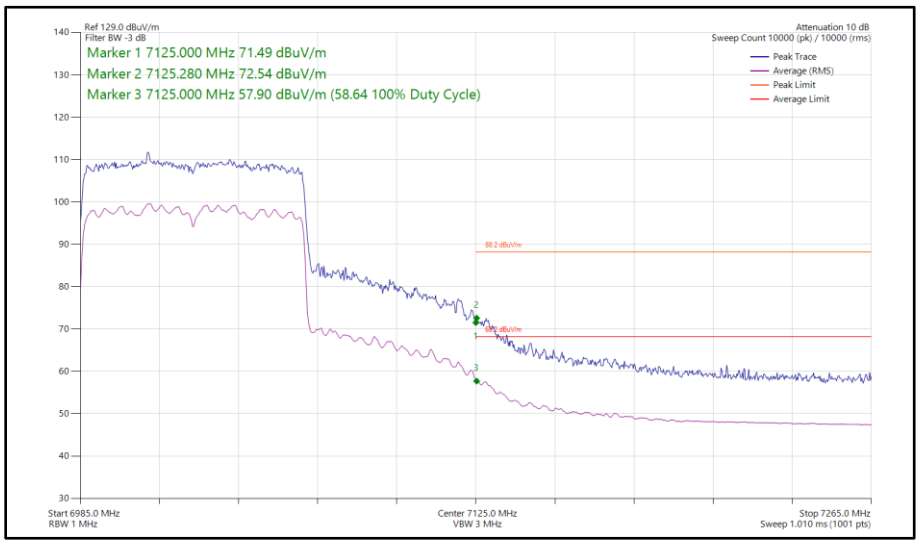

Figure 143 - 802.11ax HE80, SU, SDM, Core 0 - Core 1 - 7025 MHz Band Edge Frequency 7125 MHz

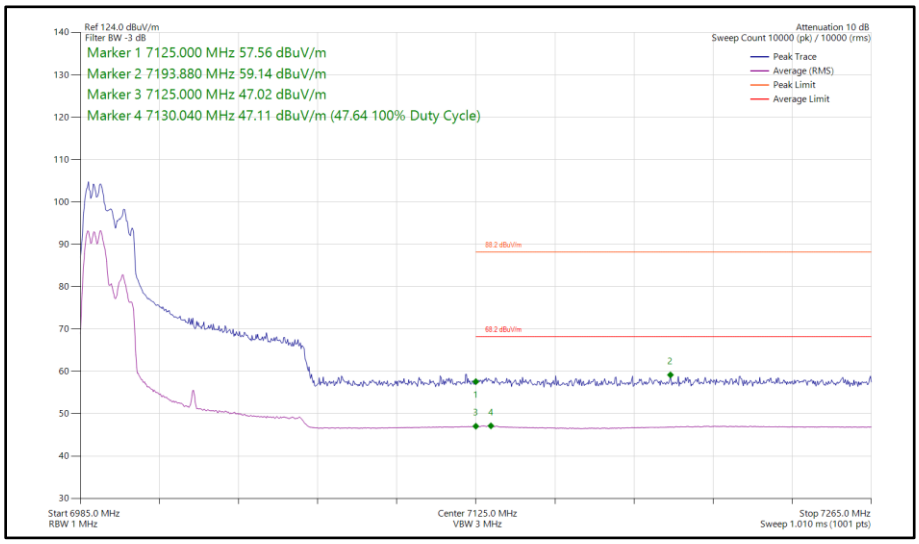

Figure 144 - 802.11ax HE80, RU 106-53, SDM, Core 0 - Core 1 - 7025 MHz Band Edge Frequency 7125 MHz

80 MHz Bandwidth - Core 0 - Core 1 (TxBF)

Mode	Data Rate/ MCS	Resource Size	Resource Index	TX Frequency (MHz)	Band Edge Frequency (MHz)	Peak Level (dBµV/m)	Average Level (dBµV/m)
802.11ax HE80	MCS 11x1	SU	-	5985	5925	77.67	59.05
802.11ax HE80	MCS 11x1	SU	-	7025	7125	56.98	45.45

Table 257 - TxBF Authorised Band Edge Results

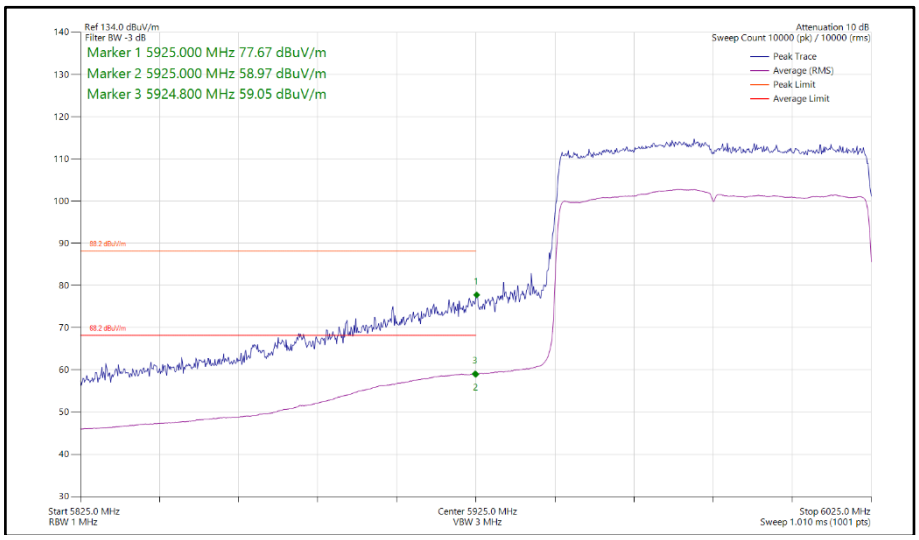

Figure 145 - 802.11ax HE80, SU, TxBF, Core 0 - Core 1 - 5985 MHz Band Edge Frequency 5925 MHz

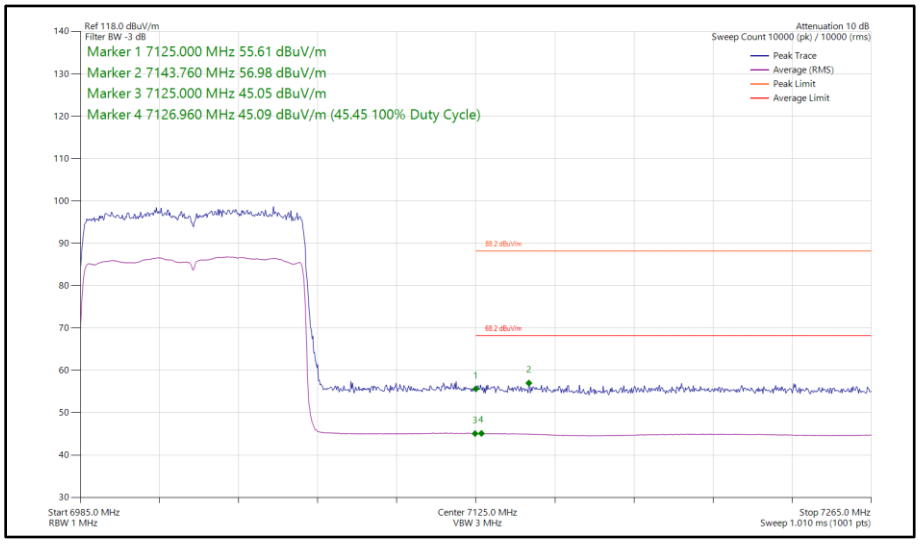

Figure 146 - 802.11ax HE80, SU, TxBF, Core 0 - Core 1 - 7025 MHz Band Edge Frequency 7125 MHz

160 MHz Bandwidth - Core 0 (SISO)

Mode	Data Rate/ MCS	Resource Size	Resource Index	TX Frequency (MHz)	Band Edge Frequency (MHz)	Peak Level (dBµV/m)	Average Level (dBµV/m)
802.11ax HE160	MCS 11x1	SU	-	6025	5925	73.76	61.35
802.11ax HE160	MCS 11x1	106	53P	6025	5925	57.17	45.71
802.11ax HE160	MCS 11x1	SU	-	6985	7125	60.06	48.50
802.11ax HE160	MCS 11x1	106	60S	6985	7125	59.22	47.81

Table 258 - SISO Authorised Band Edge Results

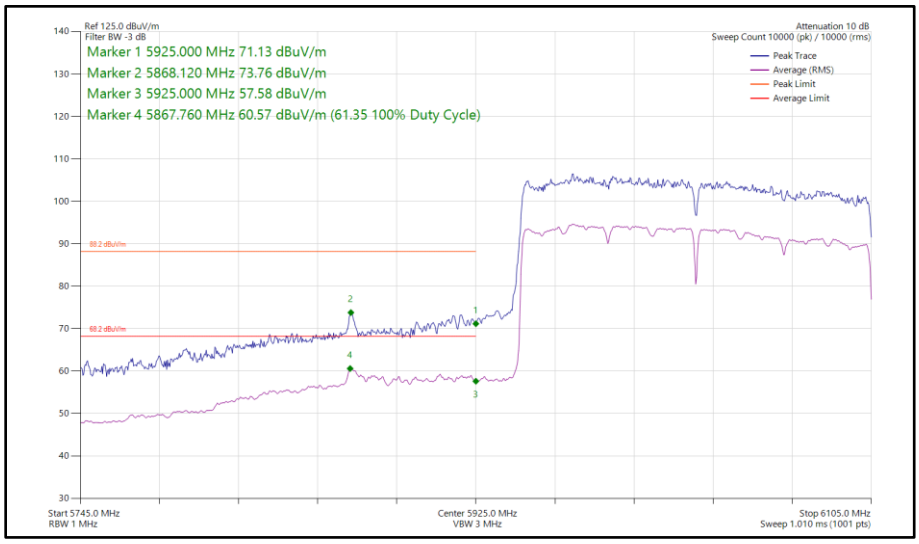

Figure 147 - 802.11ax HE160, SU, SISO, Core 0 - 6025 MHz Band Edge Frequency 5925 MHz

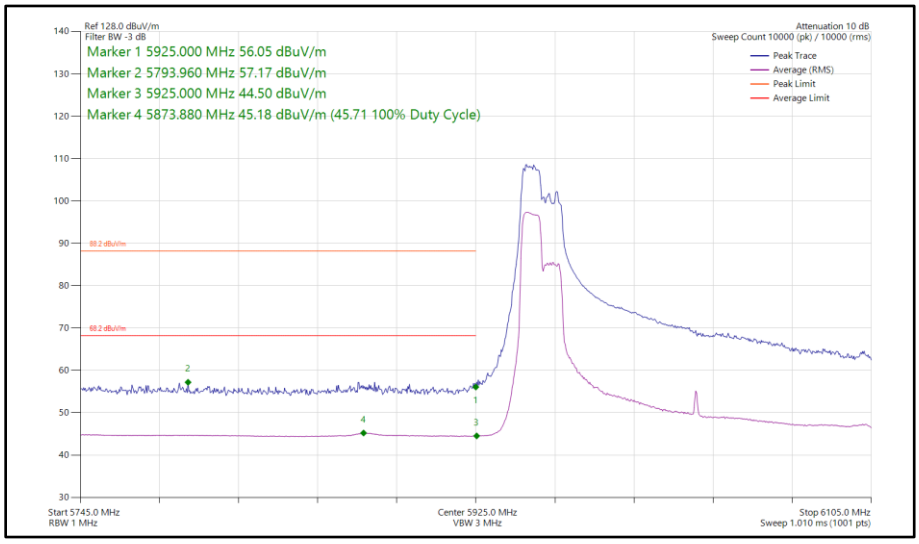

Figure 148 - 802.11ax HE160, RU 106-53P, SISO, Core 0 - 6025 MHz Band Edge Frequency 5925 MHz

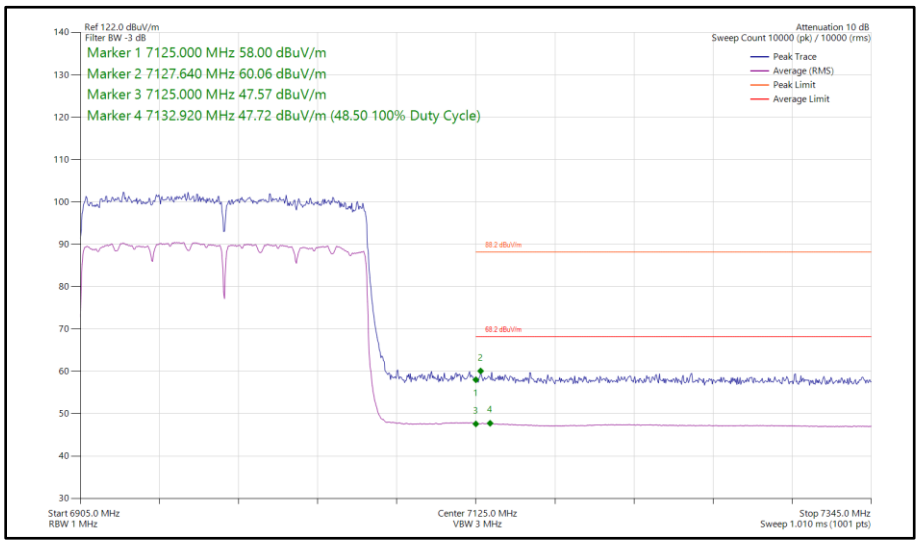

Figure 149 - 802.11ax HE160, SU, SISO, Core 0 - 6985 MHz Band Edge Frequency 7125 MHz

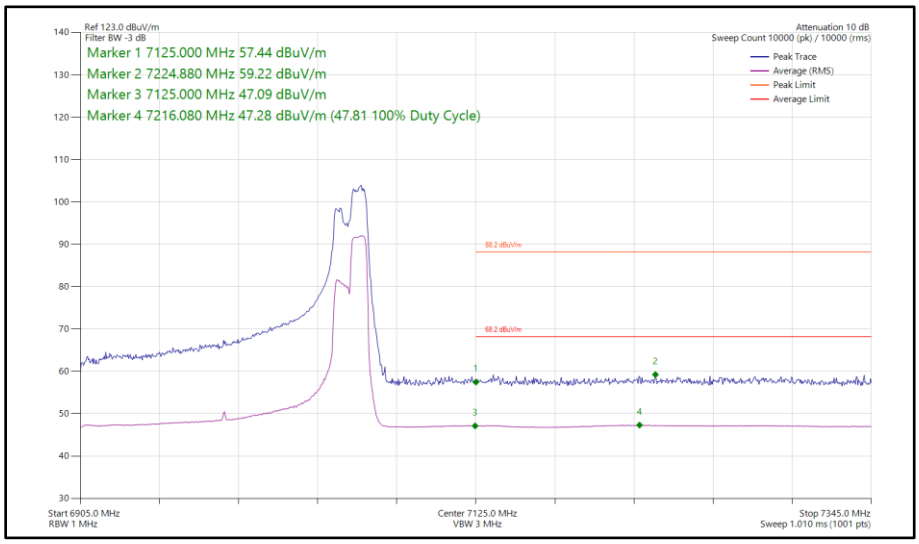

Figure 150 - 802.11ax HE160, RU 106-60S, SISO, Core 0 - 6985 MHz Band Edge Frequency 7125 MHz

160 MHz Bandwidth - Core 1 (SISO)

Mode	Data Rate/ MCS	Resource Size	Resource Index	TX Frequency (MHz)	Band Edge Frequency (MHz)	Peak Level (dBµV/m)	Average Level (dBµV/m)
802.11ax HE160	MCS 11x1	SU	-	6025	5925	75.99	61.12
802.11ax HE160	MCS 11x1	52	37P	6025	5925	61.83	47.86
802.11ax HE160	MCS 11x1	SU	-	6985	7125	59.50	48.14
802.11ax HE160	MCS 11x1	106	60S	6985	7125	59.70	47.93

Table 259 - SISO Authorised Band Edge Results

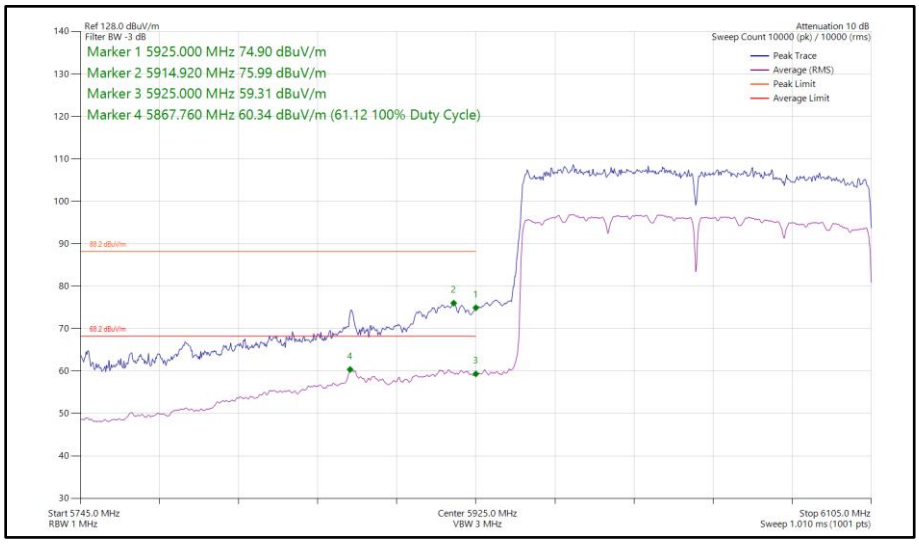

Figure 151 - 802.11ax HE160, SU, SISO, Core 1 - 6025 MHz Band Edge Frequency 5925 MHz

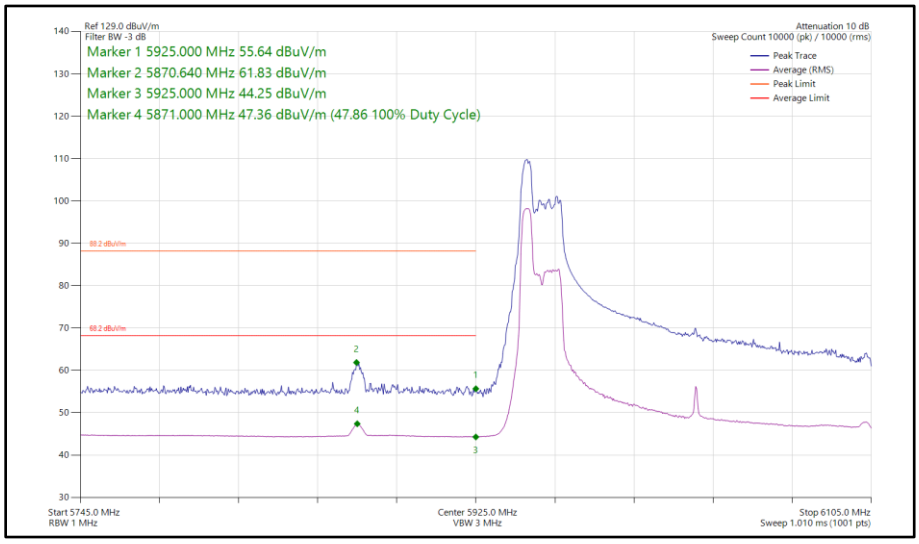

Figure 152 - 802.11ax HE160, RU 52-37P, SISO, Core 1 - 6025 MHz Band Edge Frequency 5925 MHz

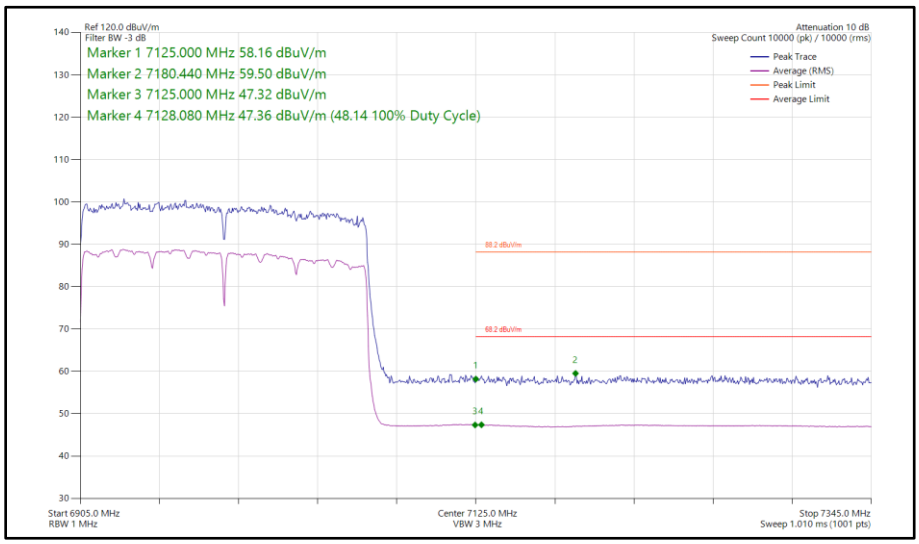

Figure 153 - 802.11ax HE160, SU, SISO, Core 1 - 6985 MHz Band Edge Frequency 7125 MHz

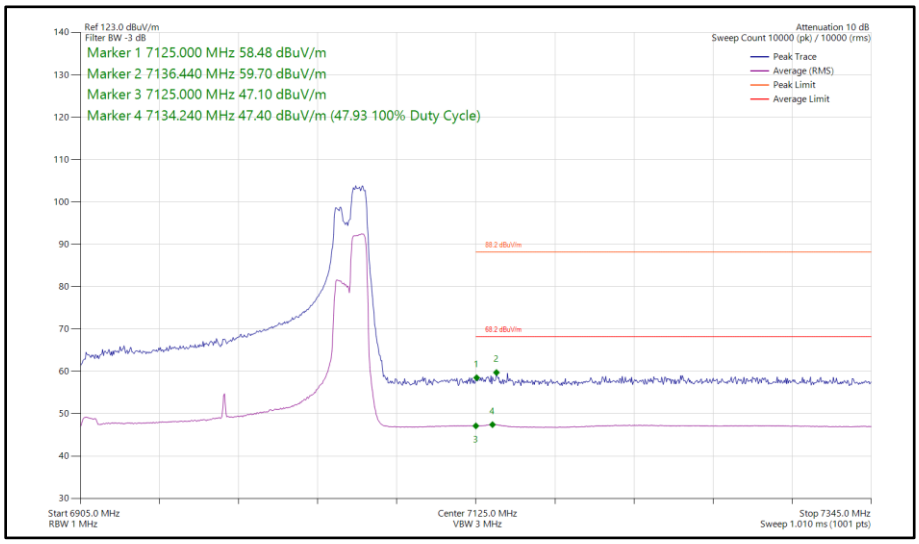

Figure 154 - 802.11ax HE160, RU 106-60S, SISO, Core 1 - 6985 MHz Band Edge Frequency 7125 MHz

160 MHz Bandwidth - Core 0 - Core 1 (CDD)

Mode	Data Rate/ MCS	Resource Size	Resource Index	TX Frequency (MHz)	Band Edge Frequency (MHz)	Peak Level (dBµV/m)	Average Level (dBµV/m)
802.11ax HE160	MCS 11x1	SU	-	6025	5925	81.11	65.55
802.11ax HE160	MCS 11x1	106	53P	6025	5925	61.08	48.36
802.11ax HE160	MCS 11x1	SU	-	6985	7125	79.96	65.39
802.11ax HE160	MCS 11x1	106	60S	6985	7125	59.89	47.84

Table 260 - CDD Authorised Band Edge Results

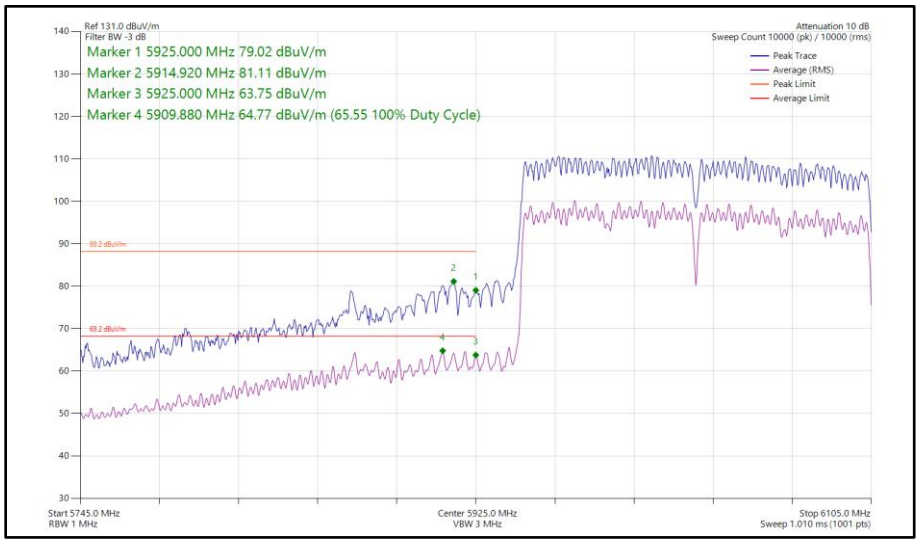

Figure 155 - 802.11ax HE160, SU, CDD, Core 0 - Core 1 - 6025 MHz Band Edge Frequency 5925 MHz

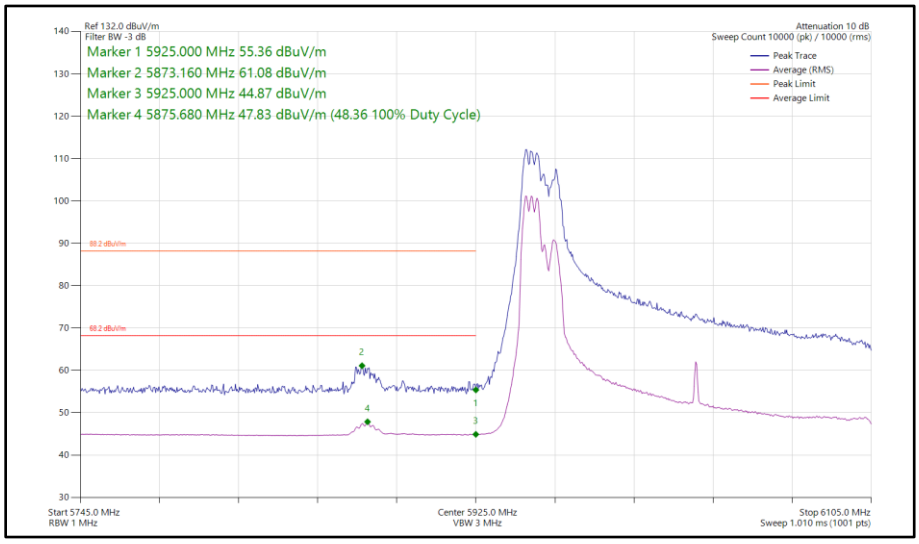

Figure 156 - 802.11ax HE160, RU 106-53P, CDD, Core 0 - Core 1 - 6025 MHz Band Edge Frequency 5925 MHz

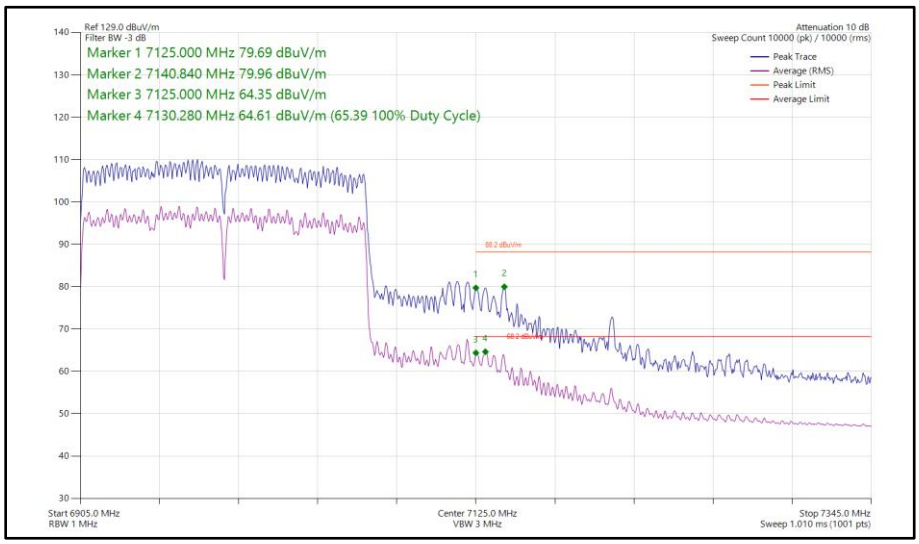

Figure 157 - 802.11ax HE160, SU, CDD, Core 0 - Core 1 - 6985 MHz Band Edge Frequency 7125 MHz

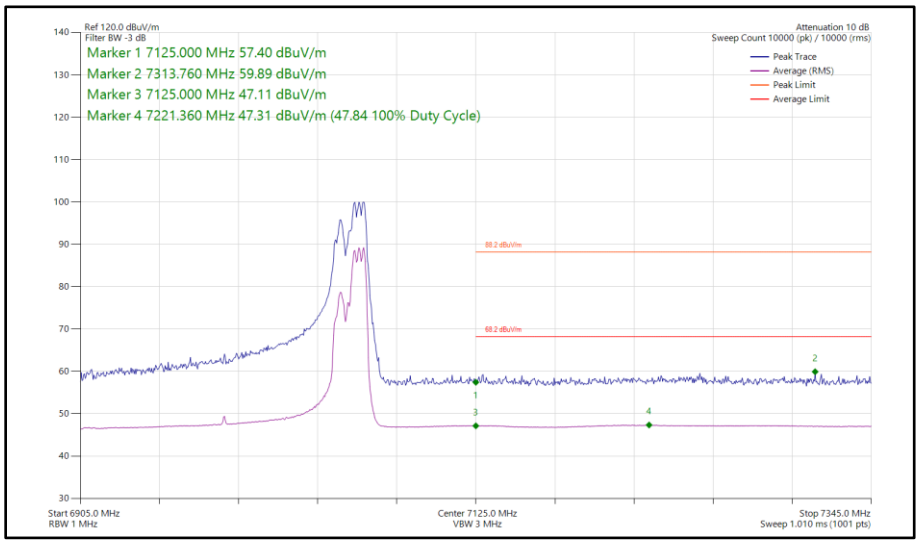

Figure 158 - 802.11ax HE160, RU 106-60S, CDD, Core 0 - Core 1 - 6985 MHz Band Edge Frequency 7125 MHz

160 MHz Bandwidth - Core 0 - Core 1 (SDM)

Mode	Data Rate/ MCS	Resource Size	Resource Index	TX Frequency (MHz)	Band Edge Frequency (MHz)	Peak Level (dBµV/m)	Average Level (dBµV/m)
802.11ax HE160	MCS 4x2	SU	-	6025	5925	71.05	60.28
802.11ax HE160	MCS 11x2	106	53P	6025	5925	60.58	48.40
802.11ax HE160	MCS 11x2	SU	-	6985	7125	59.61	48.26
802.11ax HE160	MCS 11x2	106	60S	6985	7125	59.67	47.84

Table 261 - SDM Authorised Band Edge Results

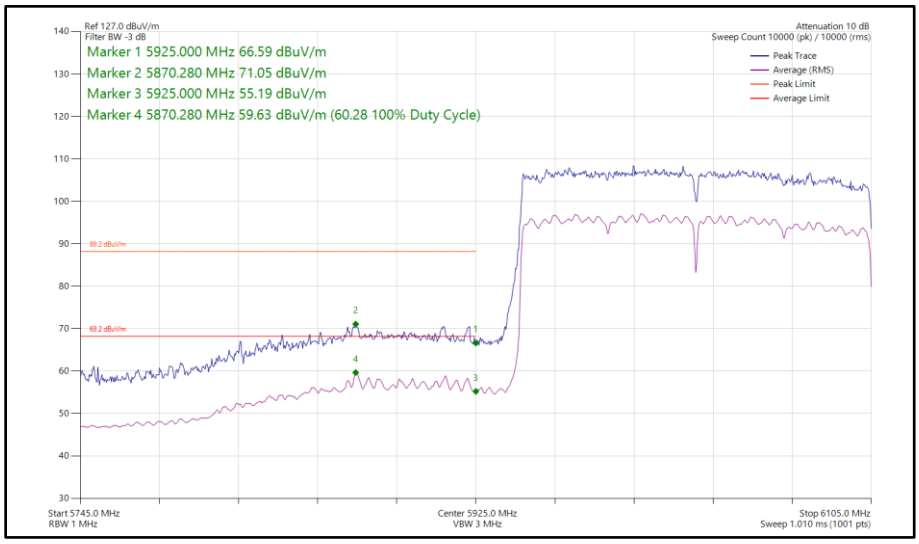

Figure 159 - 802.11ax HE160, SU, SDM, Core 0 - Core 1 - 6025 MHz Band Edge Frequency 5925 MHz

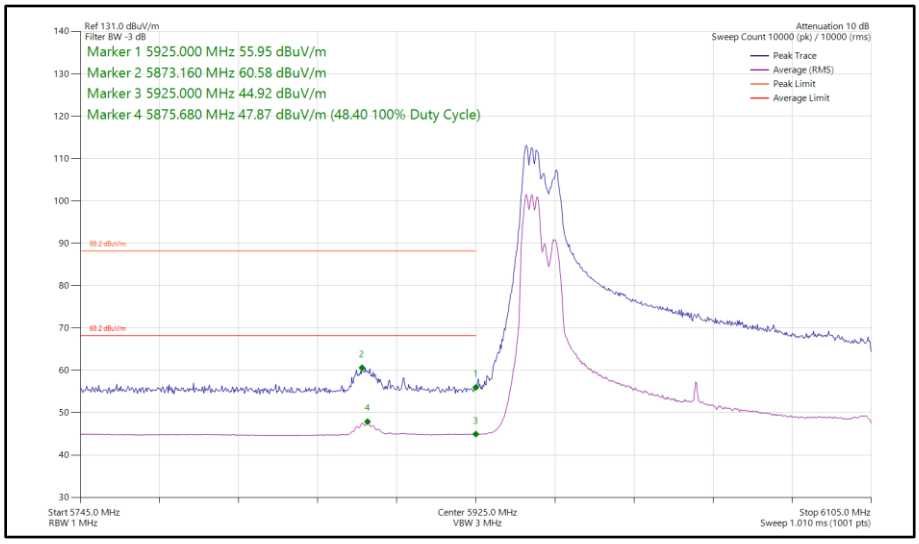

Figure 160 - 802.11ax HE160, RU 106-53P, SDM, Core 0 - Core 1 - 6025 MHz Band Edge Frequency 5925 MHz

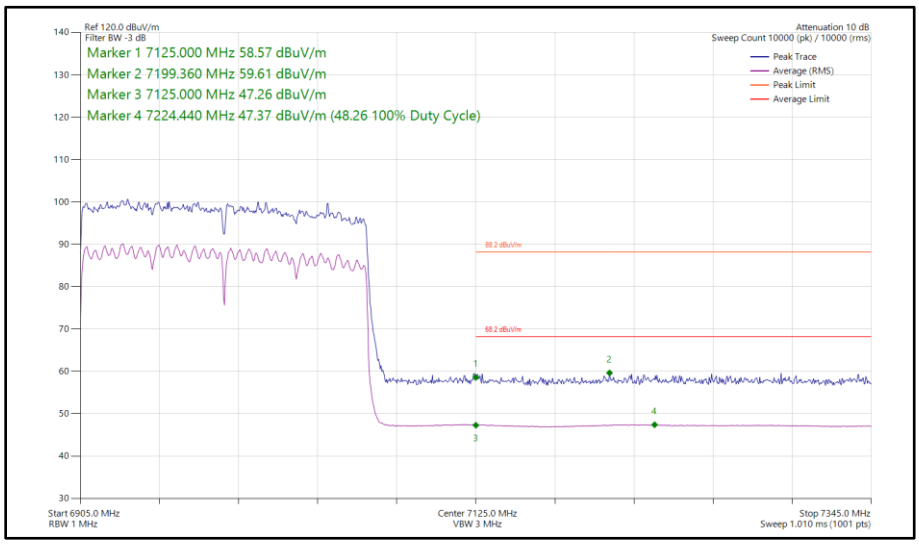

Figure 161 - 802.11ax HE160, SU, SDM, Core 0 - Core 1 - 6985 MHz Band Edge Frequency 7125 MHz

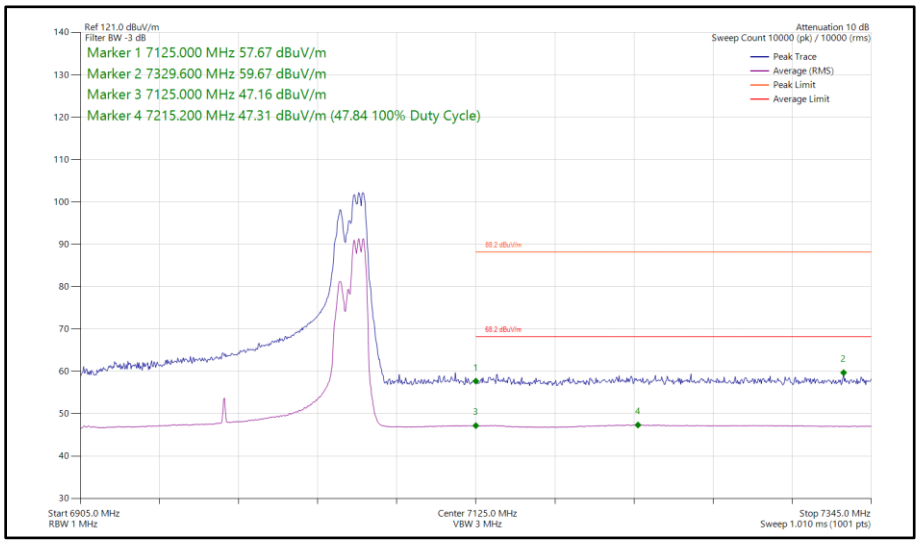

Figure 162 - 802.11ax HE160, RU 106-60S, SDM, Core 0 - Core 1 - 6985 MHz Band Edge Frequency 7125 MHz

FCC 47 CFR Part 15E, Limit Clause 15.407(b)(1)(2)(3)(4)

For transmitters operating within the 5.925–7.125 GHz band: Any emissions outside of the 5.925–7.125 GHz band must not exceed an e.i.r.p. of -27 dBm.

2.6.7 Test Location and Test Equipment Used

This test was carried out in RF Chamber 15, Chamber 16 and RF Chamber 17.

Instrument	Manufacturer	Type No.	TE No.	Calibration Period (months)	Calibration Expiry Date
Power Supply Unit	Hewlett Packard	6253A	441	-	O/P Mon
Emissions Software	TUV SUD	EmX V3.4.2	5125	-	Software
Test Receiver	Rohde & Schwarz	ESW44	5379	12	12-Dec-2024
Cable 2.92m	Junkosha	MWX241-01000KMS	5413	12	23-May-2025
1500W (300V 12A) AC Power Supply	iTech	IT7324	5955	-	O/P Mon
1500W (300V 12A) AC Power Supply	iTech	IT7324	5957	-	O/P Mon
3m Semi-Anechoic Chamber, Chamber15	Albatross Projects	RF Chamber 15	5963	36	28-Apr-2025
Compact Antenna Mast	Maturo Gmbh	CAM4.0-P	5964	-	TU
Mast & Turntable Controller	Maturo Gmbh	FCU3.0	5966	-	TU
Tilt Antenna Mast	Maturo Gmbh	BAM4.5-P	5967	-	TU
Turntable	Maturo Gmbh	TT1.5SI	5968	-	TU
3m Semi-Anechoic Chamber, Chamber16	Albatross Projects	RF Chamber 16	5972	36	24-May-2025
Mast & Turntable Controller	Maturo Gmbh	FCU3.0	5973	-	TU
Tilt Antenna Mast	Maturo Gmbh	BAM4.5-P	5974	-	TU
Turntable	Maturo Gmbh	TT1.5SI	5975	-	TU
Horn Antenna (1-10.5 GHz)	Schwarzbeck	BBHA9120B	6140	12	05-May-2025
Horn Antenna (1-10 GHz)	Schwarzbeck	BBHA9120B	6142	12	05-May-2025
Digital Multimeter	Fluke	115	6146	12	06-Jun-2025
Humidity & Temperature meter	R.S Components	1364	6148	12	29-Jul-2025
SAC Switch Unit	TUV SUD	SSU003	6191	12	18-Dec-2024
EMI Test Receiver	Rohde & Schwarz	ESW44	6294	12	06-Jan-2025
SAC Switch Unit	TUV SUD	TUV_SSU_004 PLC	6349	12	07-May-2025
Horn Antenna (1–10.5 GHz)	Schwarzbeck	BBHA 9120 B	6457	12	05-May-2025
AC Power Supply	iTech	IT7324	6657	-	O/P Mon
3m Semi-Anechoic Chamber	Albatross Projects	RF Chamber 17	6658	36	28-Jan-2026
Mast and Turntable Controller	Maturo Gmbh	FCU3.0	6659	-	TU
Tilt Antenna Mast	Maturo Gmbh	BAM4.5-P	6660	-	TU
Turntable	Maturo Gmbh	TT1.5SI	6661	-	TU
10dB attenuator	RF-Lambda	RFS5G08B10SMF	6732	12	07-Jan-2025
1m Cable	Junkosha	MWX241-01000AMSAMS/B	6740	12	01-Feb-2025

Instrument	Manufacturer	Type No.	TE No.	Calibration Period (months)	Calibration Expiry Date
6.5m Cable	Junkosha	MWX221-06500AMSAMS/B	6744	12	01-Feb-2025
8m Cable	Junkosha	MWX221-08000AMSAMS/B	6748	12	01-Feb-2025
Preamplifier	Hewlett Packard	HP8449B	6762	12	28-Feb-2025
EMI Test Receiver	Rohde & Schwarz	ESW44	6805	12	29-May-2025
1M SMA Cable	Junkosha	MWX221-01000AMSAMS/B	6832	12	14-Aug-2025
8M SMA Cable	Junkosha	MWX221-08000AMSAMS/B	6833	12	14-Aug-2025

Table 262

TU - Traceability Unscheduled
O/P Mon - Output Monitored using calibrated equipment

2.7 Spurious Radiated Emissions

2.7.1 Specification Reference

FCC 47 CFR Part 15E, Clause 15.209 and 15.407 (b)

2.7.2 Equipment Under Test and Modification State

A3403, S/N: JF4T7PYJ66 - Modification State 0

2.7.3 Date of Test

26-August-2024 to 14-October-2024

2.7.4 Test Method

Testing was performed in accordance with ANSI C63.10, clause 6.3, 6.5 and 6.6.

Tests were performed in HE20 CDD in 2TX MIMO mode, with measurements undertaken from 30 MHz to 40 GHz on channels 45 (6175 MHz), 105 (6475 MHz), 149 (6695 MHz), and 209 (6995 MHz).

For the purpose of this testing, spurious emissions were limited to 1 GHz to 40 GHz on all other test channels.

All testing was performed using the lowest data rate/modulation scheme for the applicable mode.

Plots for average measurements were taken in accordance with ANSI C63.10, clause 12.7.7.2 with max-hold trace to characterize the EUT. Where emissions were detected, final average measurements were taken in accordance with ANSI C63.10, clause 12.7.7.2 using an average trace.

The plots shown are the characterization of the EUT. The limits on the plots represent the most stringent case for restricted bands, (54/74 dBuV/m @ 3 m and 64/84 dBuV/m @ 1m) when compared to -27 dBm/MHz RMS EIRP and -7dBM/MHz Peak EIRP outside restricted bands. The limits shown have been used as a threshold to determine where further measurements are necessary. Where results are within 10dB of the limits shown on the plots, further investigation was carried out and reported in results tables.

The following conversion can be applied to convert from dBµV/m to µV/m:

10^(Field Strength in dBµV/m/20).

EIRP was converted to field strength at 3m using the following formula:

Field Strength (dBµV/m at 3 m) = EIRP (dBm) + 95.2 dB

2.7.5 Example Test Setup Diagram

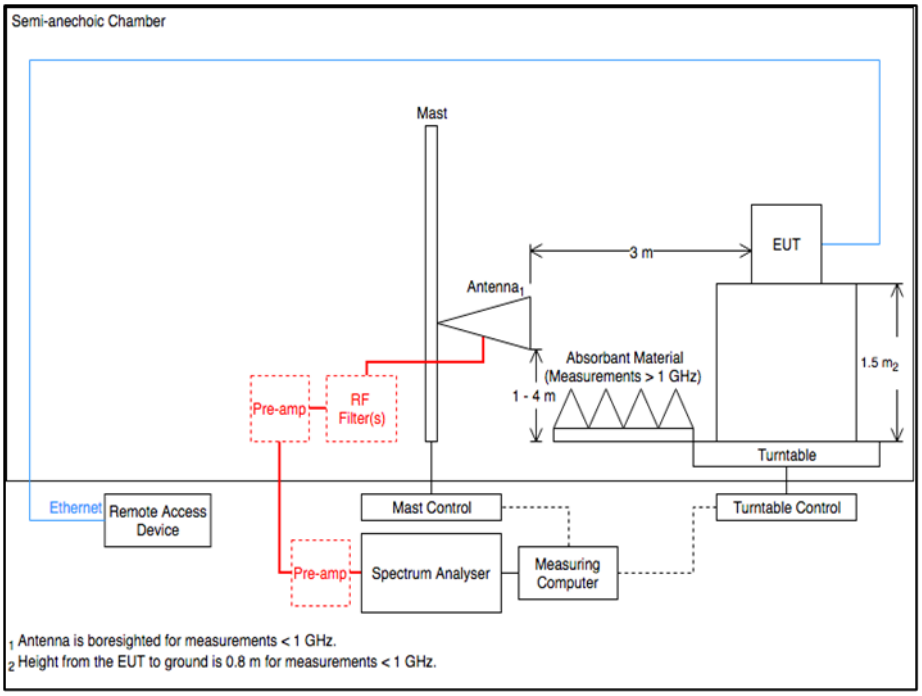

Figure 163 - Radiated Emissions Test Setup Diagram

2.7.6 Environmental Conditions

Ambient Temperature	22.9 - 23.9 °C
Relative Humidity	48.7 - 54.8 %

2.7.7 Test Results

6 GHz WLAN

Frequency (MHz)	Level (dBµV/m)	Limit (dBµV/m)	Margin (dB)	Detector	Angle (°)	Height (cm)	Polarisation
5458.266	37.62	54.00	-16.38	RMS	73	297	Horizontal
5458.936	39.70	54.00	-14.30	RMS	360	342	Vertical

Table 263 - 5955 MHz (CH1), HE20, SU, CDD, Core 0 + Core 1, 1 GHz to 40 GHz

No other emissions found within 10 dB of the limit.

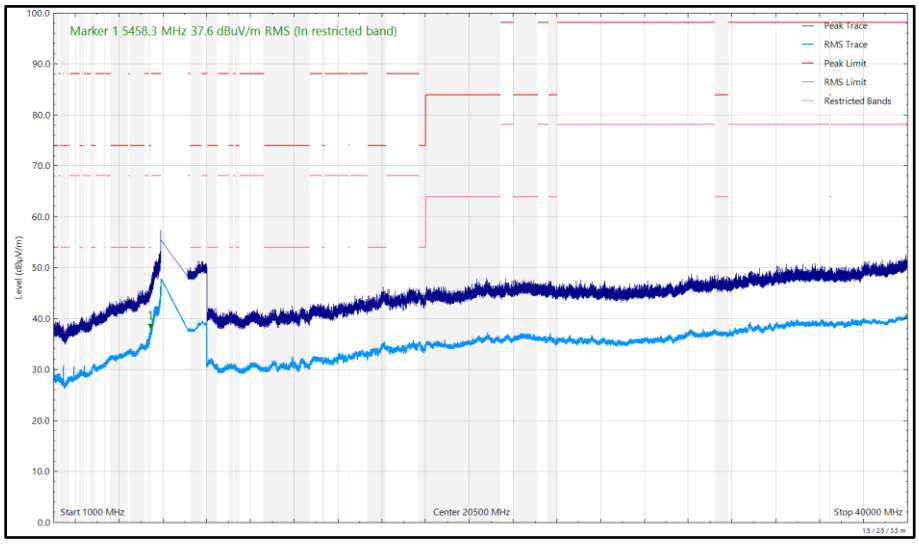

Figure 164 - 5955 MHz (CH1), HE20, SU, CDD, Core 0 + Core 1, 1 GHz to 40 GHz, Horizontal

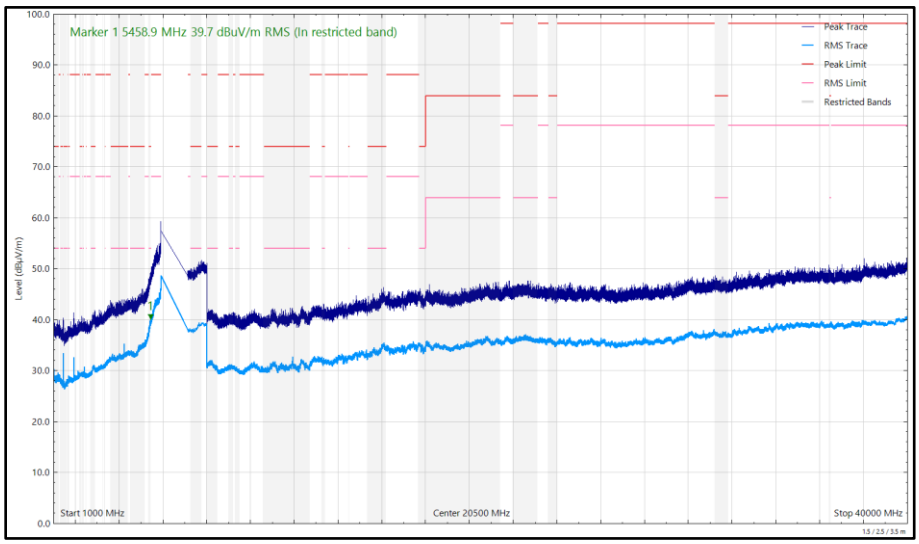

Figure 165 - 5955 MHz (CH1), HE20, SU, CDD, Core 0 + Core 1, 1 GHz to 40 GHz, Vertical

Frequency (MHz)	Level (dBµV/m)	Limit (dBµV/m)	Margin (dB)	Detector	Angle (°)	Height (cm)	Polarisation
30.095	22.70	40.00	-17.30	Q-Peak	299	100	Vertical
5457.451	37.48	54.00	-16.52	RMS	10	321	Vertical
5459.787	34.81	54.00	-19.19	RMS	248	329	Horizontal

Table 264 - 6175 MHz (CH45), HE20, SU, CDD, Core 0 + Core 1, 30 MHz to 40 GHz

No other emissions found within 10 dB of the limit.

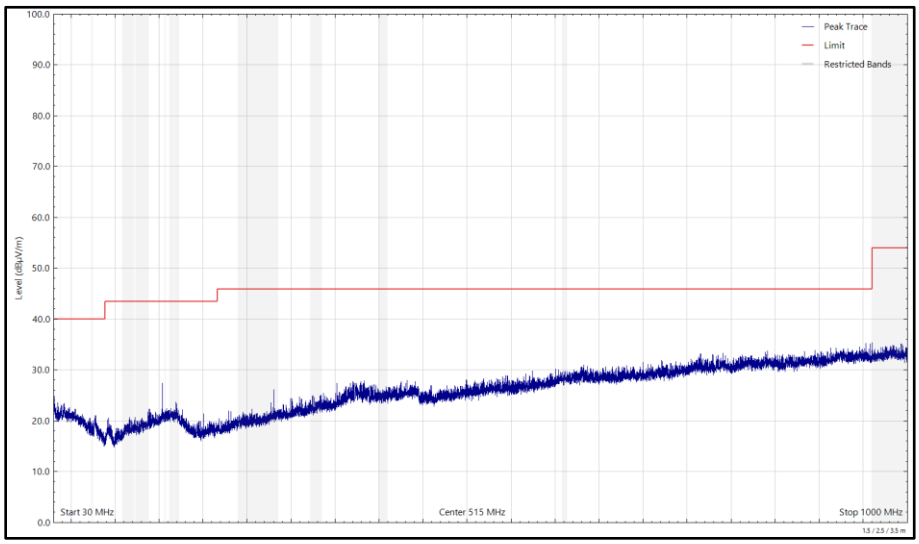

Figure 166 - 6175 MHz (CH45), HE20, SU, CDD, Core 0 + Core 1, 30 MHz to 1 GHz, Horizontal (Peak)

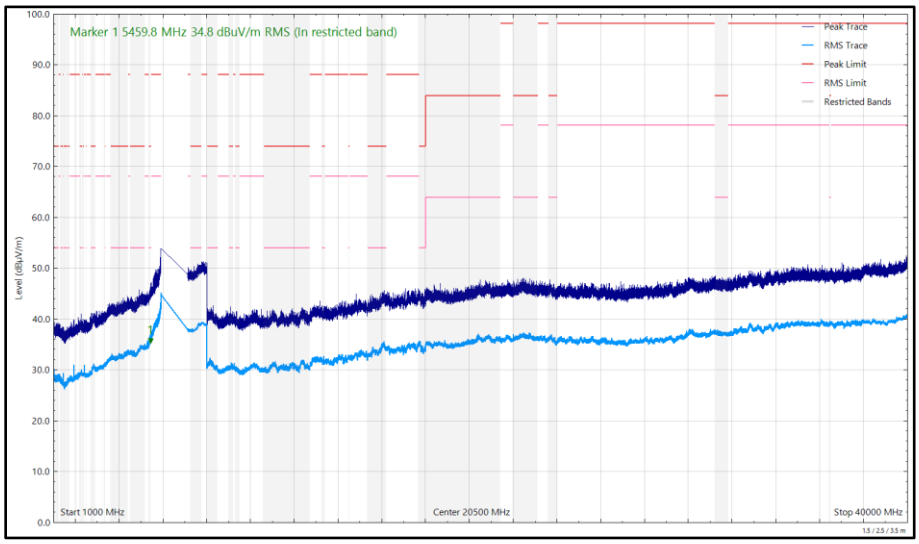

Figure 167 - 6175 MHz (CH45), HE20, SU, CDD, Core 0 + Core 1, 1 GHz to 40 GHz, Horizontal

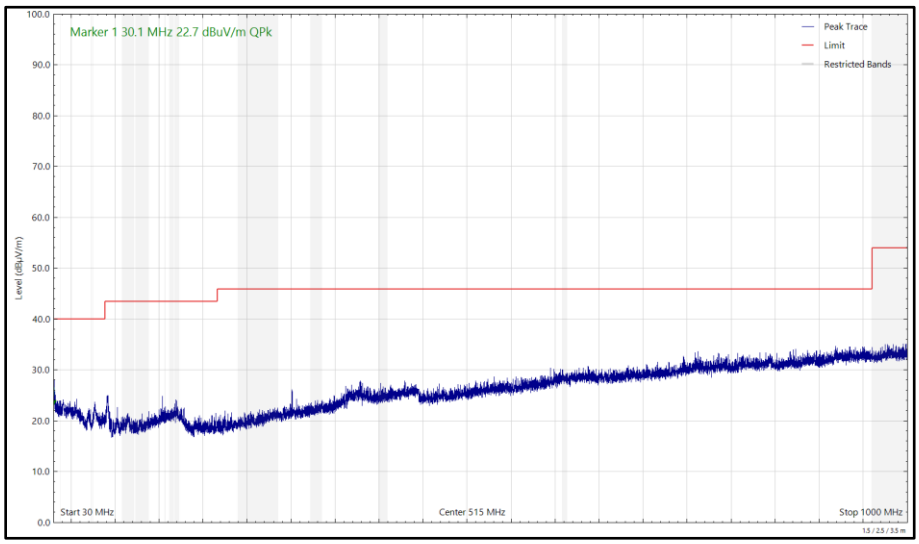

Figure 168 - 6175 MHz (CH45), HE20, SU, CDD, Core 0 + Core 1, 30 MHz to 1 GHz, Vertical (Peak)

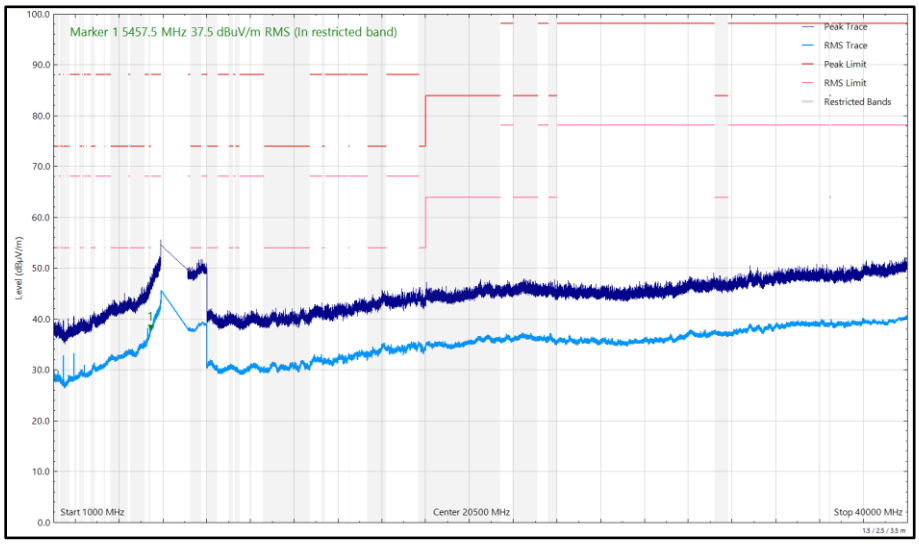

Figure 169 - 6175 MHz (CH45), HE20, SU, CDD, Core 0 + Core 1, 1 GHz to 40 GHz, Vertical

Frequency (MHz)	Level (dBµV/m)	Limit (dBµV/m)	Margin (dB)	Detector	Angle (°)	Height (cm)	Polarisation
5458.543	36.92	54.00	-17.08	RMS	0	314	Vertical
5459.066	34.55	54.00	-19.45	RMS	86	106	Horizontal

Table 265 - 6415 MHz (CH93), HE20, SU, CDD, Core 0 + Core 1, 1 GHz to 40 GHz

No other emissions found within 10 dB of the limit.

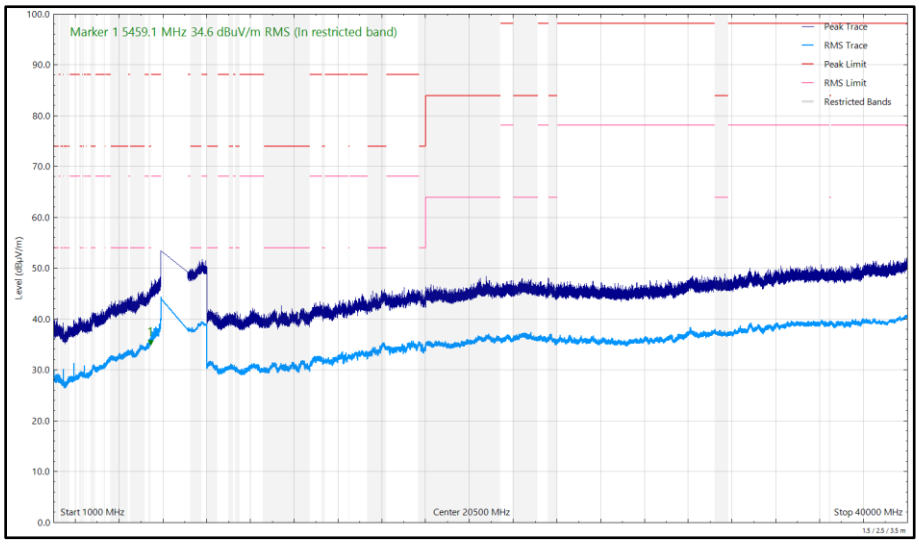

Figure 170 - 6415 MHz (CH93), HE20, SU, CDD, Core 0 + Core 1, 1 GHz to 40 GHz, Horizontal

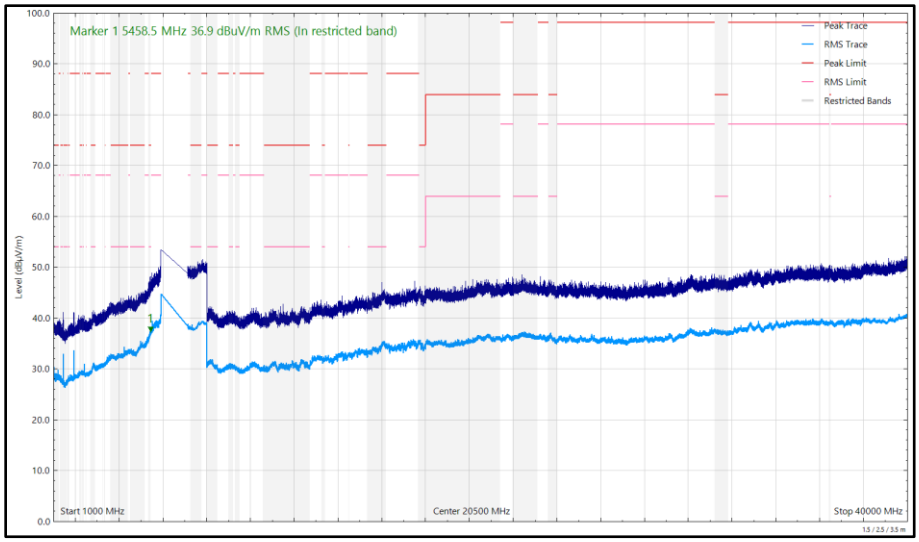

Figure 171 - 6415 MHz (CH93), HE20, SU, CDD, Core 0 + Core 1, 1 GHz to 40 GHz, Vertical

Frequency (MHz)	Level (dBµV/m)	Limit (dBµV/m)	Margin (dB)	Detector	Angle (°)	Height (cm)	Polarisation
5457.881	35.45	54.00	-18.55	RMS	67	361	Horizontal
5459.336	36.68	54.00	-17.32	RMS	1	257	Vertical

Table 266 - 6435 MHz (CH97), HE20, SU, CDD, Core 0 + Core 1, 1 GHz to 40 GHz

No other emissions found within 10 dB of the limit.

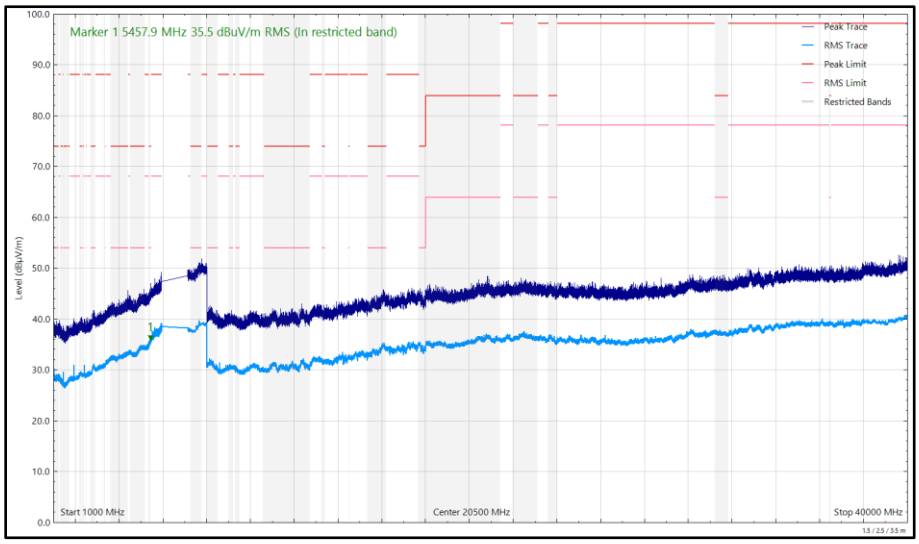

Figure 172 - 6435 MHz (CH97), HE20, SU, CDD, Core 0 + Core 1, 1 GHz to 40 GHz, Horizontal

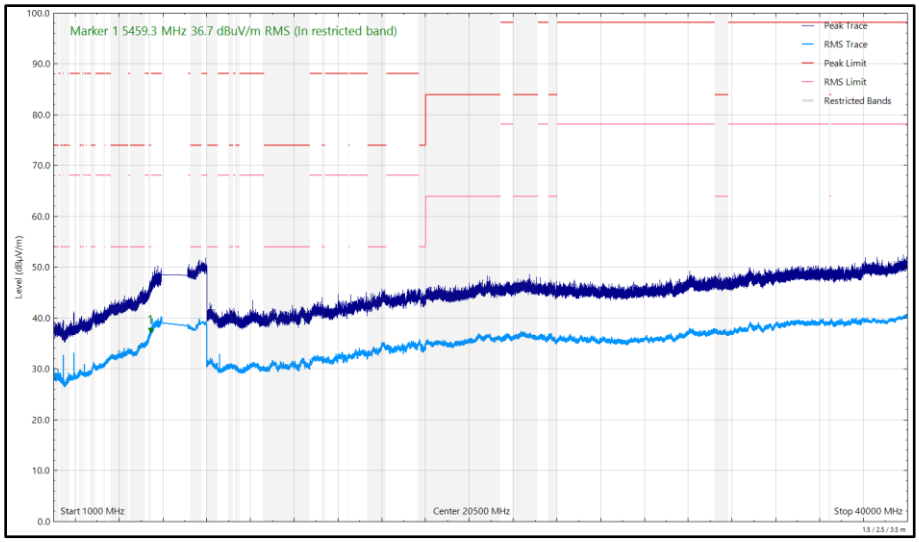

Figure 173 - 6435 MHz (CH97), HE20, SU, CDD, Core 0 + Core 1, 1 GHz to 40 GHz, Vertical

Frequency (MHz)	Level (dBµV/m)	Limit (dBµV/m)	Margin (dB)	Detector	Angle (°)	Height (cm)	Polarisation
30.112	22.62	40.00	-17.38	Q-Peak	360	100	Vertical
5443.352	36.41	54.00	-17.59	RMS	357	292	Vertical
5449.918	35.66	54.00	-18.34	RMS	75	337	Horizontal

Table 267 - 6475 MHz (CH105), HE20, SU, CDD, Core 0 + Core 1, 30 MHz to 40 GHz

No other emissions found within 10 dB of the limit.

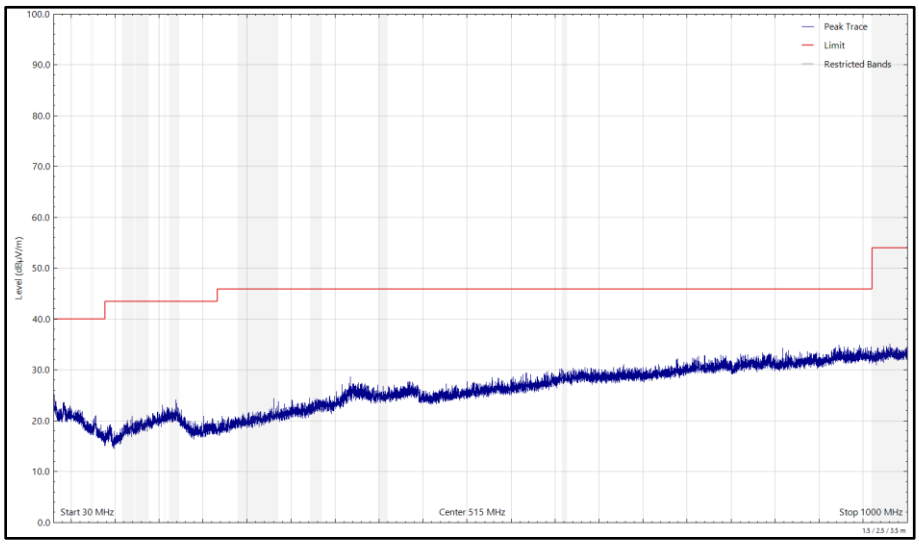

Figure 174 - 6475 MHz (CH105), HE20, SU, CDD, Core 0 + Core 1, 30 MHz to 1 GHz, Horizontal (Peak)

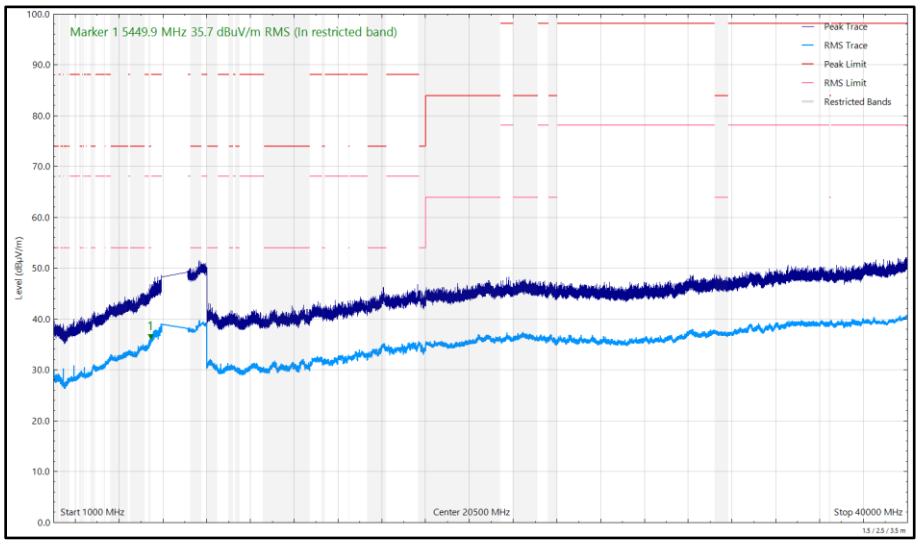

Figure 175 - 6475 MHz (CH105), HE20, SU, CDD, Core 0 + Core 1, 1 GHz to 40 GHz, Horizontal

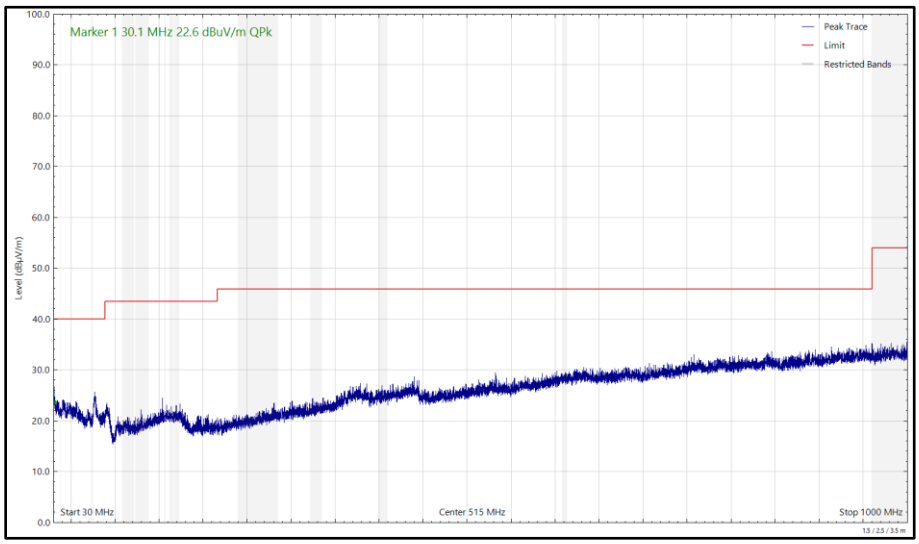

Figure 176 - 6475 MHz (CH105), HE20, SU, CDD, Core 0 + Core 1, 30 MHz to 1 GHz, Vertical (Peak)

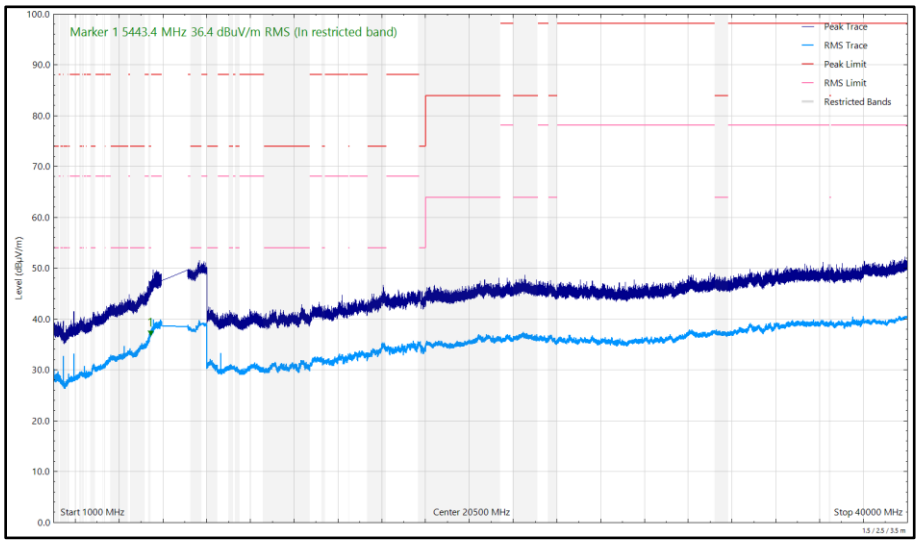

Figure 177 - 6475 MHz (CH105), HE20, SU, CDD, Core 0 + Core 1, 1 GHz to 40 GHz, Vertical

Frequency (MHz)	Level (dBµV/m)	Limit (dBµV/m)	Margin (dB)	Detector	Angle (°)	Height (cm)	Polarisation
5458.912	35.26	54.00	-18.74	RMS	81	387	Horizontal
5459.851	36.28	54.00	-17.72	RMS	360	286	Vertical

Table 268 - 6515 MHz (CH113), HE20, SU, CDD, Core 0 + Core 1, 1 GHz to 40 GHz

No other emissions found within 10 dB of the limit.

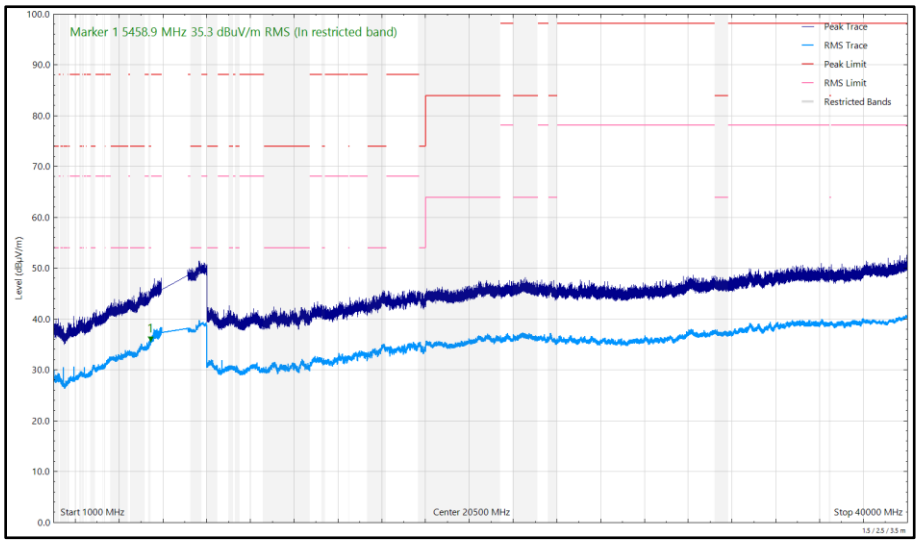

Figure 178 - 6515 MHz (CH113), HE20, SU, CDD, Core 0 + Core 1, 1 GHz to 40 GHz, Horizontal

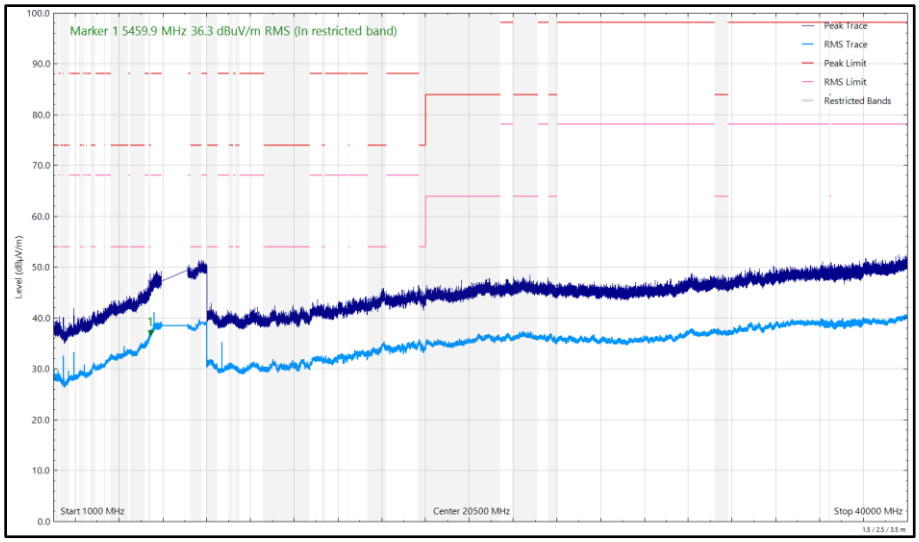

Figure 179 - 6515 MHz (CH113), HE20, SU, CDD, Core 0 + Core 1, 1 GHz to 40 GHz, Vertical

Frequency (MHz)	Level (dBµV/m)	Limit (dBµV/m)	Margin (dB)	Detector	Angle (°)	Height (cm)	Polarisation
5455.496	35.29	54.00	-18.71	RMS	66	362	Horizontal
5458.893	35.65	54.00	-18.35	RMS	350	367	Vertical

Table 269 - 6535 MHz (CH117), HE20, SU, CDD, Core 0 + Core 1, 1 GHz to 40 GHz

No other emissions found within 10 dB of the limit.

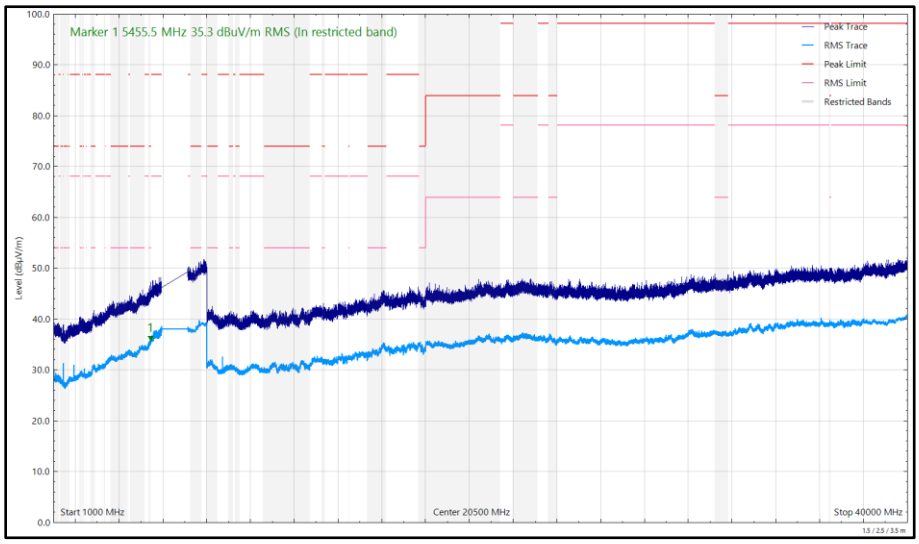

Figure 180 - 6535 MHz (CH117), HE20, SU, CDD, Core 0 + Core 1, 1 GHz to 40 GHz, Horizontal

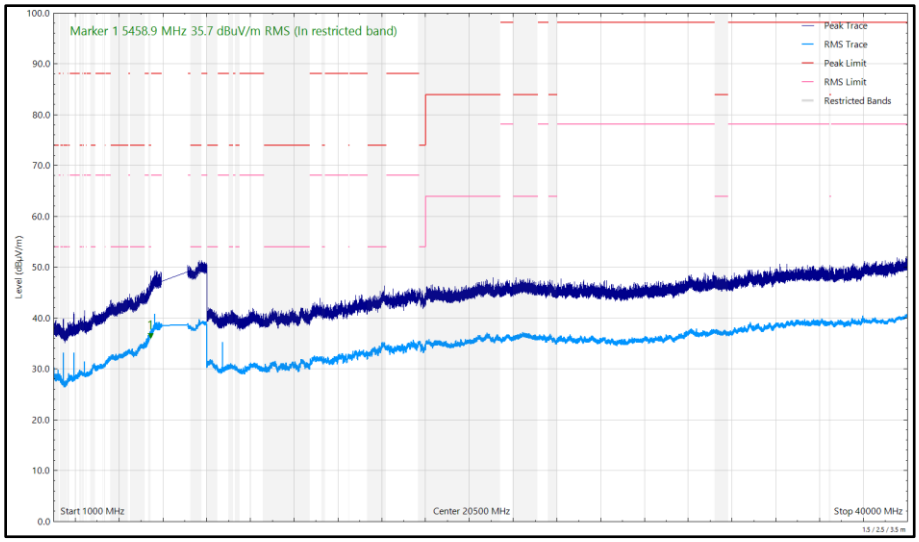

Figure 181 - 6535 MHz (CH117), HE20, SU, CDD, Core 0 + Core 1, 1 GHz to 40 GHz, Vertical

Frequency (MHz)	Level (dBµV/m)	Limit (dBµV/m)	Margin (dB)	Detector	Angle (°)	Height (cm)	Polarisation
5457.157	36.53	54.00	-17.47	RMS	359	330	Vertical
5459.271	35.47	54.00	-18.53	RMS	76	345	Horizontal

Table 270 - 6695 MHz (CH149), HE20, SU, CDD, Core 0 + Core 1, 30 MHz to 40 GHz

No other emissions found within 10 dB of the limit.

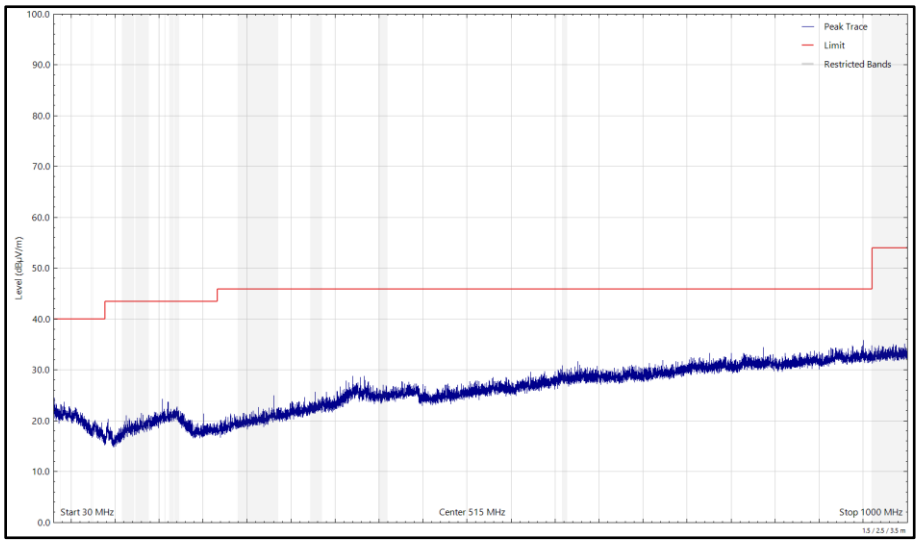

Figure 182 - 6695 MHz (CH149), HE20, SU, CDD, Core 0 + Core 1, 30 MHz to 1 GHz, Horizontal (Peak)

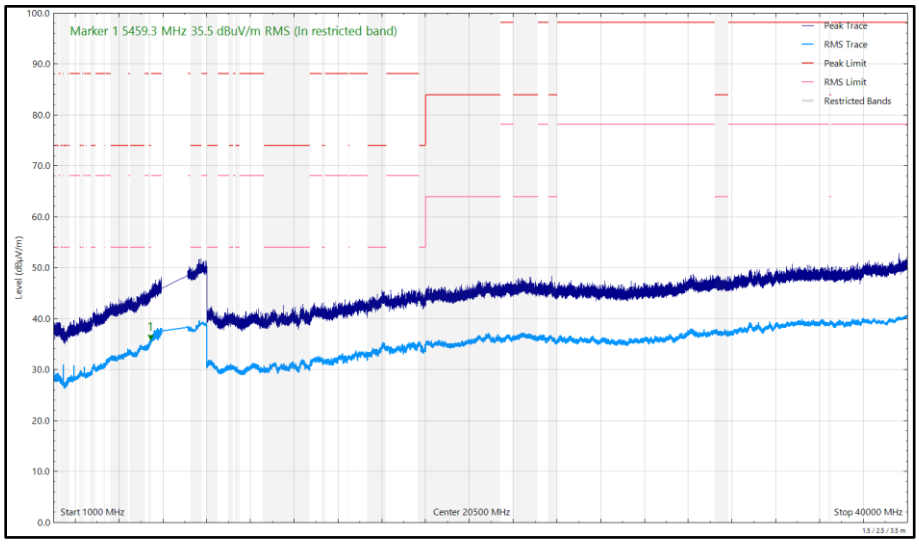

Figure 183 - 6695 MHz (CH149), HE20, SU, CDD, Core 0 + Core 1, 1 GHz to 40 GHz, Horizontal

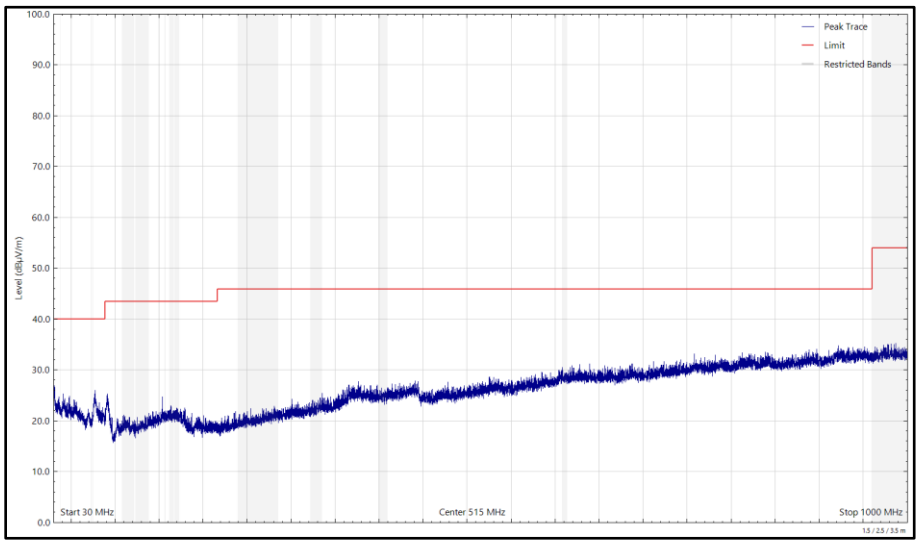

Figure 184 - 6695 MHz (CH149), HE20, SU, CDD, Core 0 + Core 1, 30 MHz to 1 GHz, Vertical (Peak)

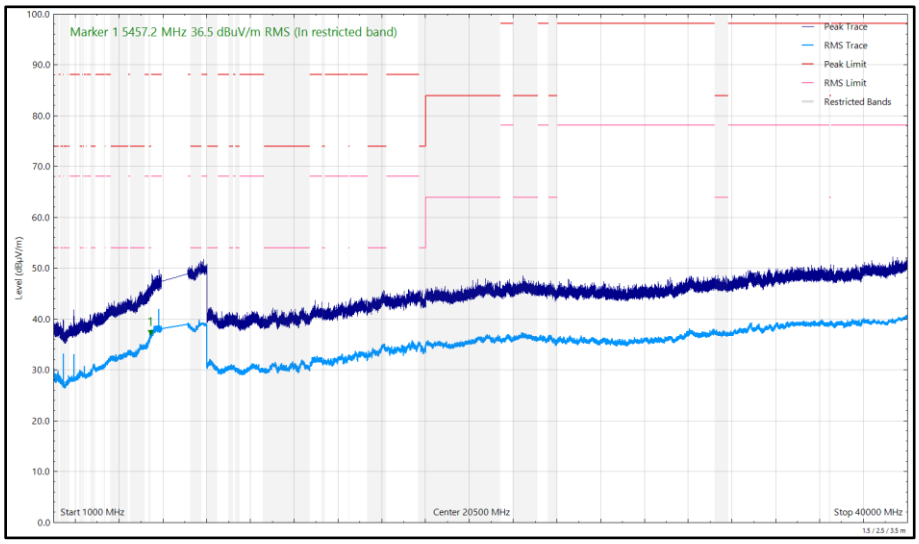

Figure 185 - 6695 MHz (CH149), HE20, SU, CDD, Core 0 + Core 1, 1 GHz to 40 GHz, Vertical

Frequency (MHz)	Level (dBµV/m)	Limit (dBµV/m)	Margin (dB)	Detector	Angle (°)	Height (cm)	Polarisation
5453.338	36.10	54.00	-17.90	RMS	0	323	Vertical
5457.416	35.03	54.00	-18.97	RMS	79	389	Horizontal
7604.925	38.66	54.00	-15.34	RMS	9	262	Vertical
7611.388	38.61	54.00	-15.39	RMS	360	156	Horizontal

Table 271 - 6855 MHz (CH181), HE20, SU, CDD, Core 0 + Core 1, 1 GHz to 40 GHz

No other emissions found within 10 dB of the limit.

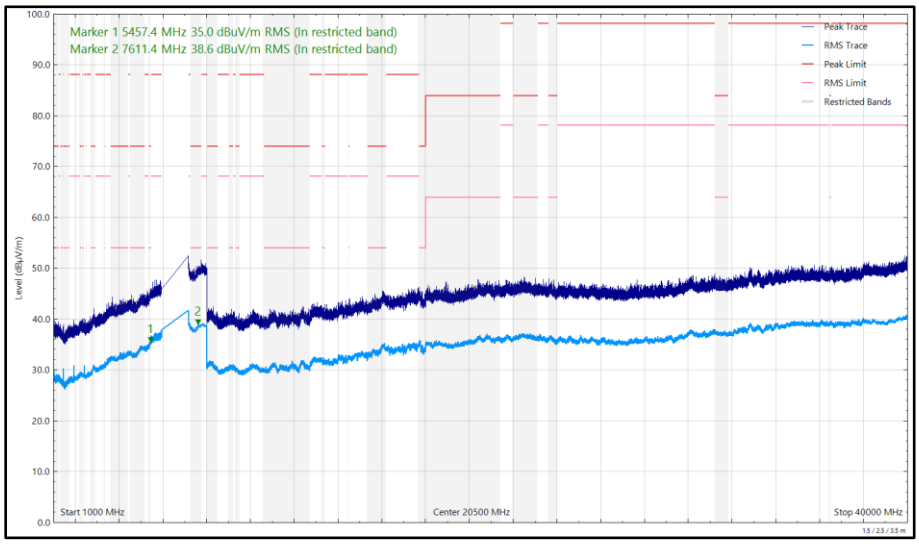

Figure 186 - 6855 MHz (CH181), HE20, SU, CDD, Core 0 + Core 1, 1 GHz to 40 GHz, Horizontal

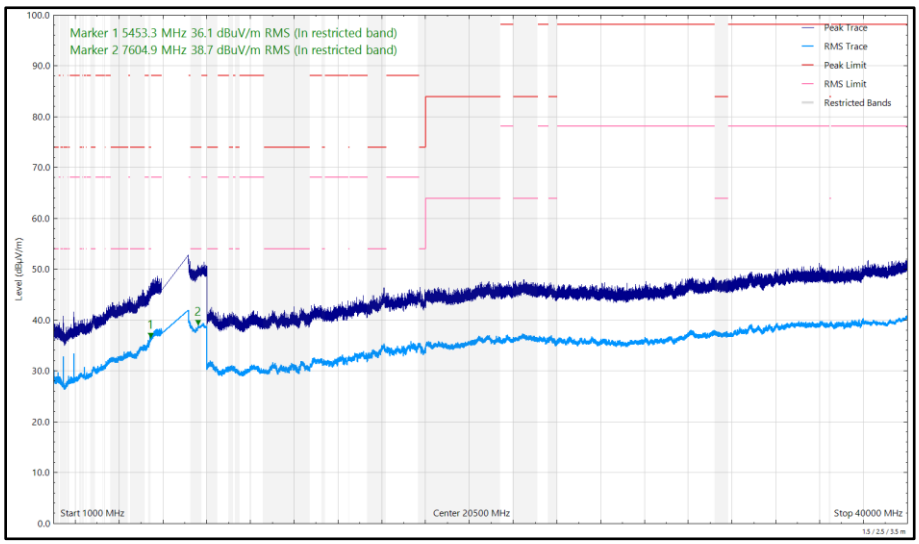

Figure 187 - 6855 MHz (CH181), HE20, SU, CDD, Core 0 + Core 1, 1 GHz to 40 GHz, Vertical

Frequency (MHz)	Level (dBµV/m)	Limit (dBµV/m)	Margin (dB)	Detector	Angle (°)	Height (cm)	Polarisation
5442.909	34.40	54.00	-19.60	RMS	199	127	Horizontal
5454.828	36.06	54.00	-17.94	RMS	0	321	Vertical
7261.089	38.73	54.00	-15.27	RMS	59	256	Vertical
7609.639	38.68	54.00	-15.32	RMS	360	358	Horizontal

Table 272 - 6895 MHz (CH189), HE20, SU, CDD, Core 0 + Core 1, 1 GHz to 40 GHz

No other emissions found within 10 dB of the limit.

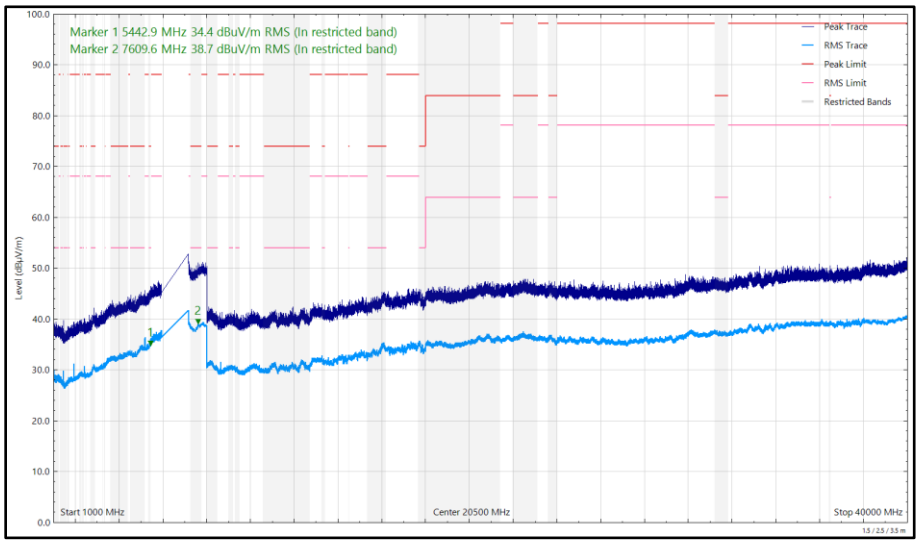

Figure 188 - 6895 MHz (CH189), HE20, SU, CDD, Core 0 + Core 1, 1 GHz to 40 GHz, Horizontal

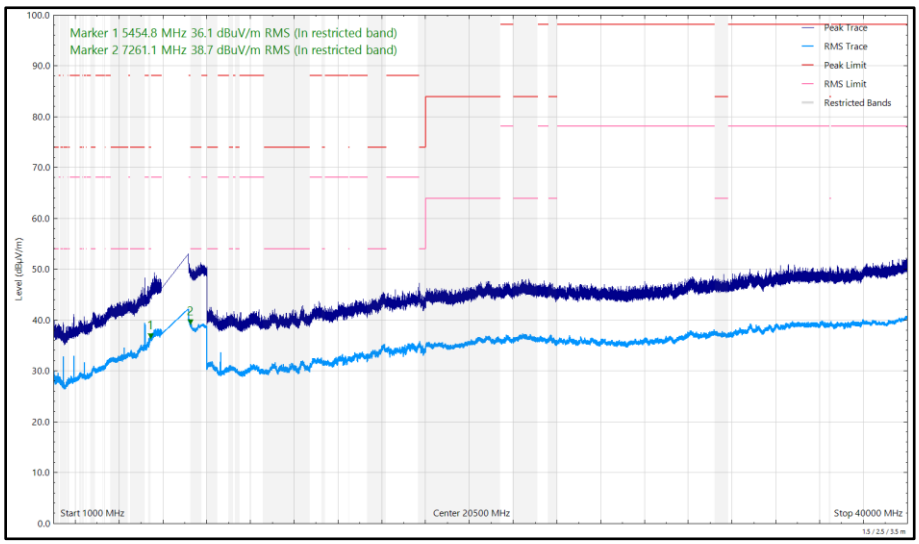

Figure 189 - 6895 MHz (CH189), HE20, SU, CDD, Core 0 + Core 1, 1 GHz to 40 GHz, Vertical