TUV SUD Limited
Digitally signed by TUV SUD Limited
Date: 2024.10.15 15:54:24 +01'00'

Frequency (MHz)	Level (dBµV/m)	Limit (dBµV/m)	Margin (dB)	Detector	Angle (°)	Height (cm)	Polarisation
5433.893	34.44	54.00	-19.56	RMS	357	246	Horizontal
5456.408	36.01	54.00	-17.99	RMS	360	347	Vertical
7267.320	39.02	54.00	-14.98	RMS	2	268	Vertical
7291.111	38.95	54.00	-15.05	RMS	75	375	Horizontal

Table 273 - 6995 MHz (CH209), HE20, SU, CDD, Core 0 + Core 1, 30 MHz to 40 GHz

No other emissions found within 10 dB of the limit.

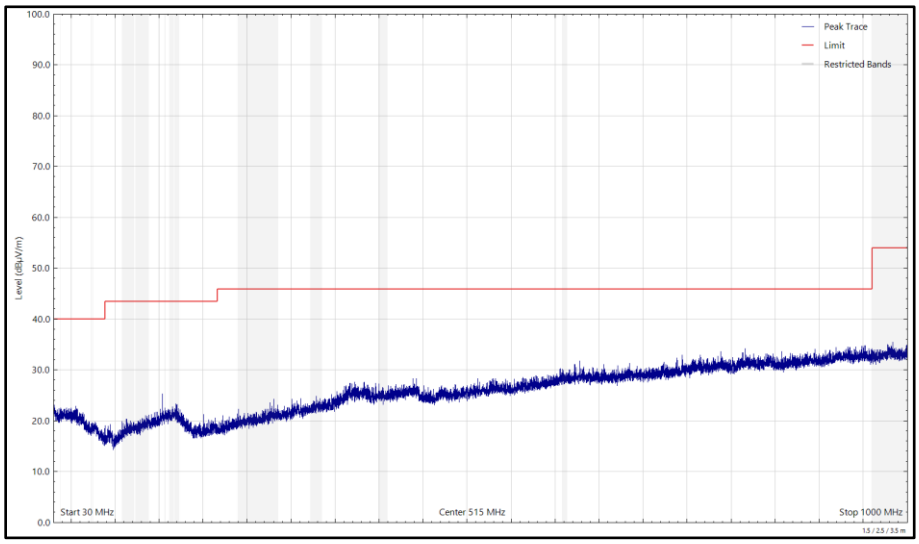

Figure 190 - 6995 MHz (CH209), HE20, SU, CDD, Core 0 + Core 1, 30 MHz to 1 GHz, Horizontal (Peak)

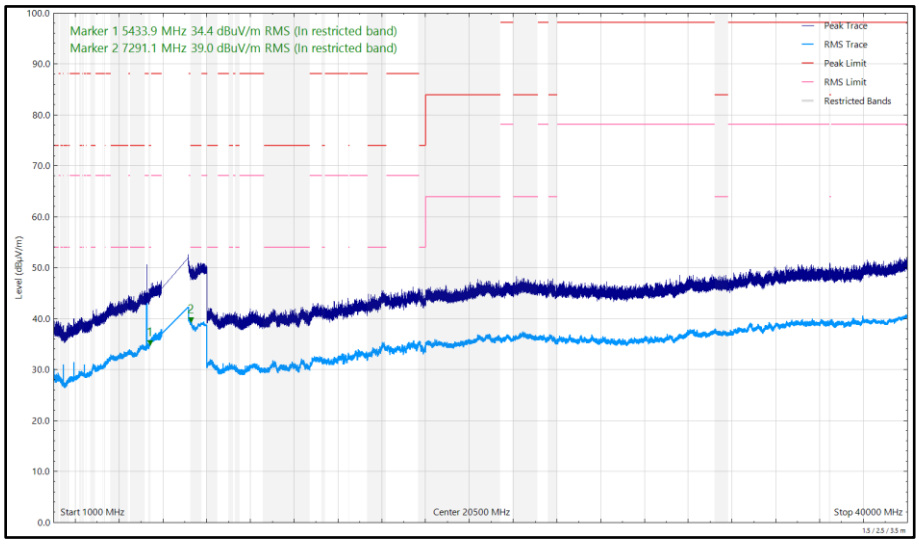

Figure 191 - 6995 MHz (CH209), HE20, SU, CDD, Core 0 + Core 1, 1 GHz to 40 GHz, Horizontal

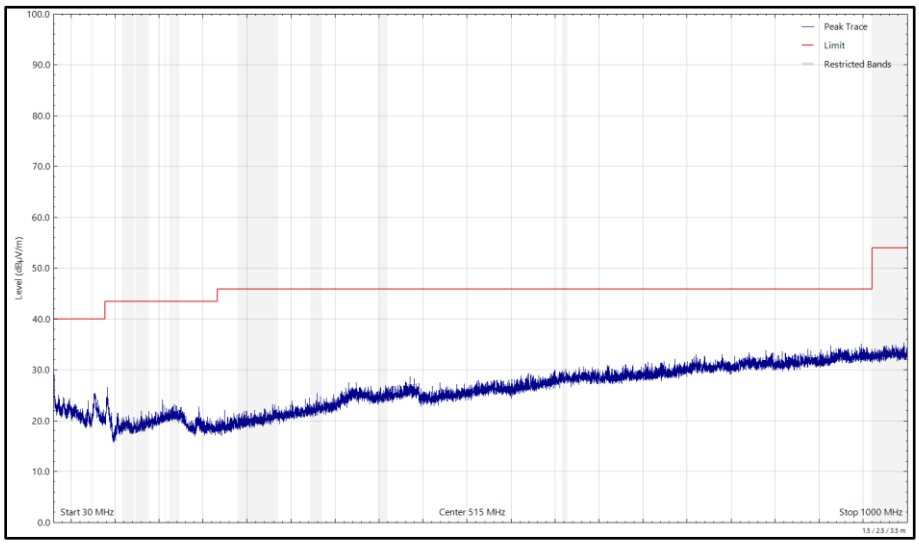

Figure 192 - 6995 MHz (CH209), HE20, SU, CDD, Core 0 + Core 1, 30 MHz to 1 GHz, Vertical (Peak)

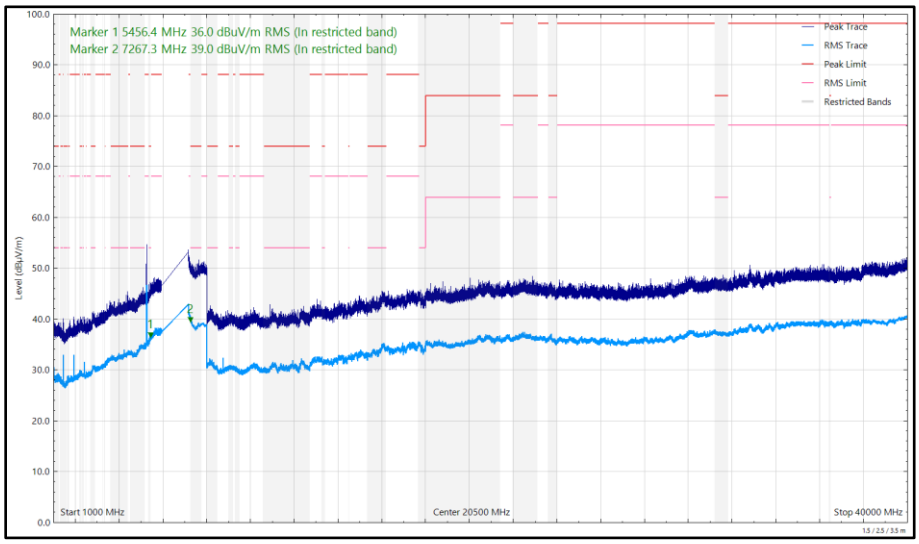

Figure 193 - 6995 MHz (CH209), HE20, SU, CDD, Core 0 + Core 1, 1 GHz to 40 GHz, Vertical

Frequency (MHz)	Level (dBµV/m)	Limit (dBµV/m)	Margin (dB)	Detector	Angle (°)	Height (cm)	Polarisation
5350.045	37.05	54.00	-16.95	RMS	358	348	Vertical
5456.659	35.10	54.00	-18.90	RMS	77	373	Horizontal
7252.087	41.53	54.00	-12.47	RMS	44	296	Vertical
7254.793	40.46	54.00	-13.54	RMS	77	400	Horizontal

Table 274 - 7115 MHz (CH233), HE20, SU, CDD, Core 0 + Core 1, 1 GHz to 40 GHz

No other emissions found within 10 dB of the limit.

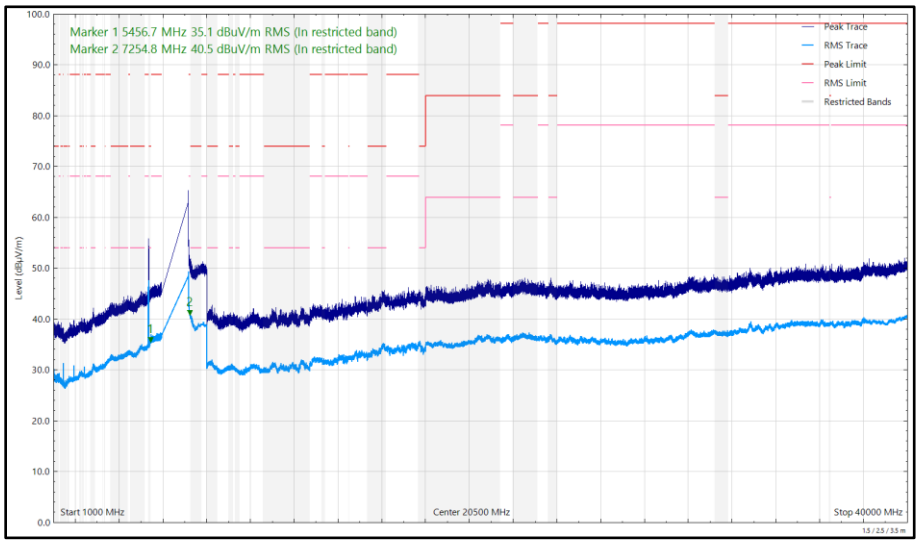

Figure 194 - 7115 MHz (CH233), HE20, SU, CDD, Core 0 + Core 1, 1 GHz to 40 GHz, Horizontal

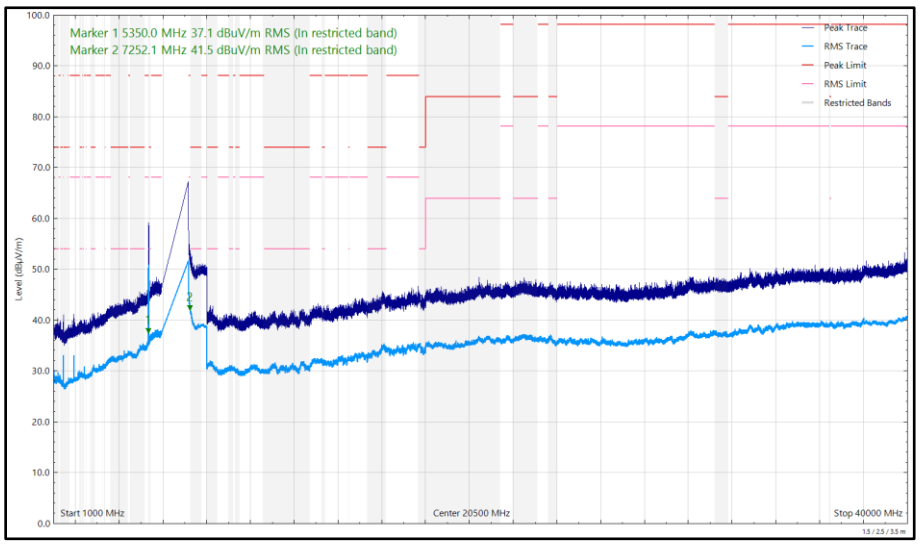

Figure 195 - 7115 MHz (CH233), HE20, SU, CDD, Core 0 + Core 1, 1 GHz to 40 GHz, Vertical

FCC 47 CFR Part 15, Limit Clause 15.407(b)(5) and 15.209

Emissions not falling within the restricted bands listed in 15.205:

For transmitters operating within the 5.925–7.125 GHz band: Any emissions outside of the 5.925–7.125 GHz band must not exceed an e.i.r.p. of -27 dBm/MHz.

Unwanted emissions below 1 GHz must comply with the general field strength limits set forth in 15.209.

Emissions within the restricted bands listed in FCC 47 CFR Part 15.205:

Frequency (MHz)	Field Strength (µV/m) at 3m	Field Strength Limit (dBµV/m) at 3m
30 to 88	100	40.00
88 to 216	150	43.52
216 to 960	200	46.02
Above 960	500	53.98

Table 275 - Radiated Emissions Limit Table (FCC)

2.7.8 Test Location and Test Equipment Used

This test was carried out in RF Chamber 17 and RF Chamber 18.

Instrument	Manufacturer	Type No.	TE No.	Calibration Period (months)	Calibration Expiry Date
Emissions Software	TUV SUD	EmX V3.4.2	5125	-	Software
Test Receiver	Rohde & Schwarz	ESW44	5914	12	24-May-2025
DRG Horn Antenna (7.5-18GHz)	Schwarzbeck	HWRD750	5939	12	05-May-2025
Cable (N to N 1m)	Junkosha	MWX221-01000AMSAMS/B	6009	12	20-May-2025
SAC Switch Unit	TUV SUD	TUV_SSU_001	6144	12	11-Dec-2024
Humidity & Temperature meter	R.S Components	1364	6148	12	29-Jul-2025
Attenuator 4dB	Pasternack	PE7074-4	6204	24	20-Jun-2026
EMI Test Receiver	Rohde & Schwarz	ESW44	6294	12	06-Jan-2025
USB Spectrum Analyser	Signal Hound	SA124B	6295	-	TU
USB Spectrum Analyser	Signal Hound	SA124B	6298	-	TU
Cable (SMA to SMA 8m)	Junkosha	MWX221-08000AMSAMS/B	6318	12	18-Feb-2025
Cable (K Type 2m)	Junkosha	MWX241-02000KMSKMS/B	6324	12	04-Feb-2025
Digital Multimeter	Fluke	115	6345	12	24-Jul-2025
Humidity and Temperature Meter	R.S Components	1364	6346	12	06-Mar-2025
8 GHz High Pass Filter	Wainwright	WHKX 7150 8000 18000 50SS	6427	12	23-Apr-2025
Trilog Super Broadband Test Antenna	Schwarzbeck	VULB 9168	6456	24	10-Feb-2025

Instrument	Manufacturer	Type No.	TE No.	Calibration Period (months)	Calibration Expiry Date
3m Semi-Anechoic Chamber	Albatross Projects	Chamber 18	6597	36	07-Feb-2026
AC Power Supply	iTech	IT7324	6657	-	O/P Mon
3m Semi-Anechoic Chamber	Albatross Projects	RF Chamber 17	6658	36	28-Jan-2026
Mast and Turntable Controller	Maturo Gmbh	FCU3.0	6659	-	TU
Tilt Antenna Mast	Maturo Gmbh	BAM4.5-P	6660	-	TU
Turntable	Maturo Gmbh	TT1.5SI	6661	-	TU
8m Cable	Junkosha	MWX221-08000AMSAMS/B	6748	12	01-Feb-2025
Double Ridge Active Horn Antenna (18-40 GHz	Com-Power	AHA-840	6771	24	17-Jan-2025
Pre Amp 8 - 18 GHz	Wright Technologies	APS06-0061	6783	12	23-Apr-2025
Mast & Turntable Controller	Maturo Gmbh	FCU3.0	6795	-	TU
Tilt Antenna Mast	Maturo Gmbh	BAM4.5-P	6796	-	TU
Turntable	Maturo Gmbh	TT1.5SI	6797	-	TU
AC Programmable Power Supply	iTech	IT7324	6812	-	O/P Mon
Broad-Band Horn Antenna 1-10GHz N	Schwarzbeck	BBHA9120B	6825	12	18-Jul-2025

Table 276

TU - Traceability Unscheduled
O/P Mon - Output Monitored using calibrated equipment

2.8 Unwanted Emissions within the 5925-7125 MHz band

2.8.1 Specification Reference

FCC 47 CFR Part 15E, Clause 15.407 (b)

2.8.2 Equipment Under Test and Modification State

A3403, S/N: M7J9X1XPGD - Modification State 0
A3403, S/N: MFC9RJC40F - Modification State 0

2.8.3 Date of Test

24-September-2024 to 04-October-2024

2.8.4 Test Method

This test was performed in accordance with KDB 987594 D02, clause J.

2.8.5 Environmental Conditions

Ambient Temperature	20.4 - 22.7 °C
Relative Humidity	41.9 - 61.2 %

2.8.6 Test Results

6 GHz WLAN

SISO

SISO Protocol	Unwanted Emissions Within the RLAN Band	
	Margin (dB)	Frequency (MHz)
802.11a LPI	11.31	6726.700
802.11ax HE20 SU LPI	15.46	5941.000
802.11ax HE40 SU LPI	10.26	5961.224
802.11ax HE80 SU LPI	7.01	6913.500
802.11ax HE160 SU LPI	8.47	5931.500
802.11ax HE20 RU26 LPI	15.64	6622.000
802.11ax HE20 RU52 LPI	11.22	7048.000
802.11ax HE20 RU106 LPI	7.82	7049.600

Table 277 - SISO LPI Unwanted Emissions Within the RLAN Band Summary Results

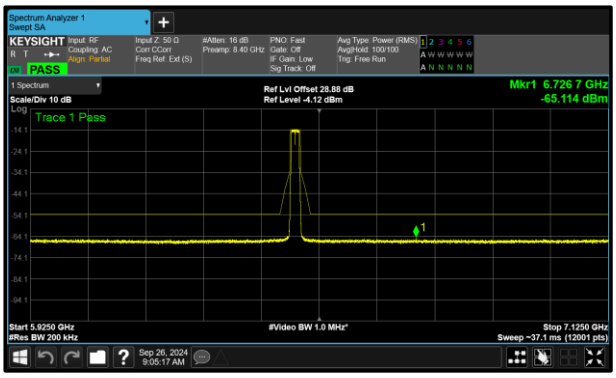

Figure 196 - A (Core 0) 802.11a LPI 6475 MHz (CH105)

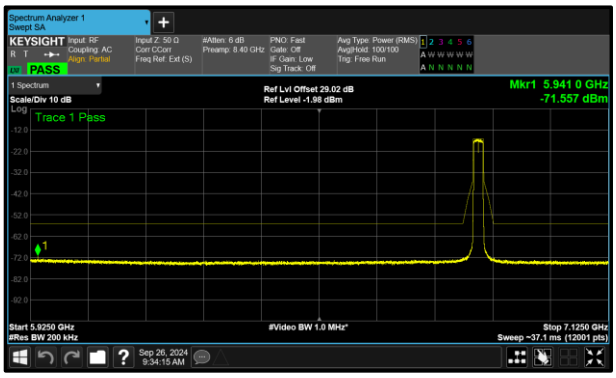

Figure 197 - A (Core 0) 802.11ax HE20 SU LPI 6855 MHz (CH181)

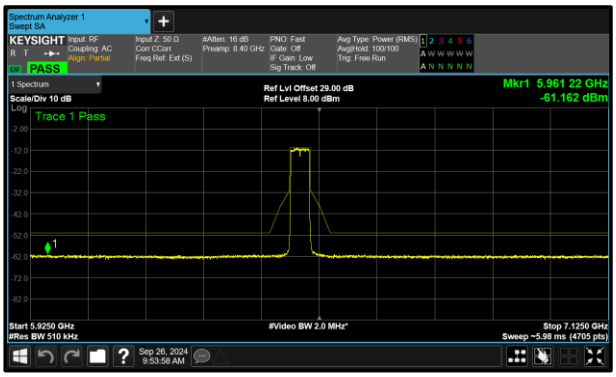

Figure 198 - A (Core 0) 802.11ax HE40 SU LPI 6485 MHz (CH107)

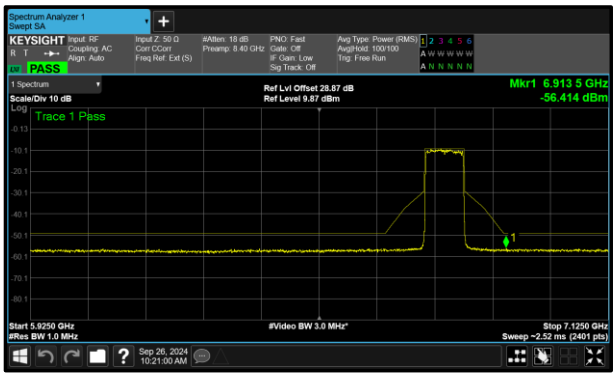

Figure 199 - A (Core 0) 802.11ax HE80 SU LPI 6785 MHz (CH167)

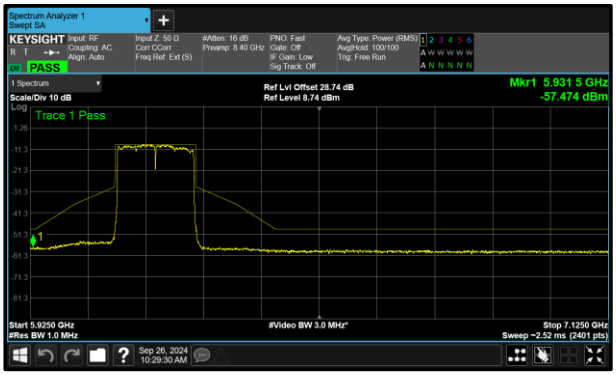

Figure 200 - A (Core 0) 802.11ax HE160 SU LPI 6185 MHz (CH47)

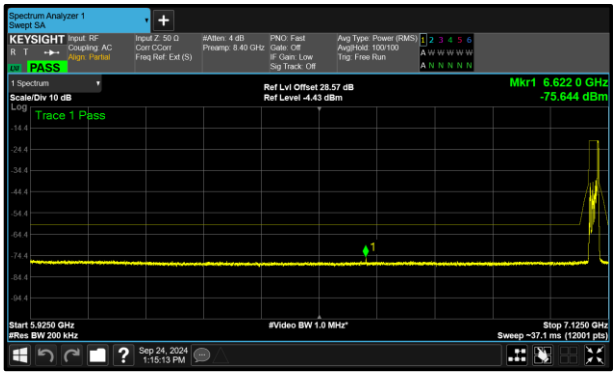

Figure 201 - B (Core 1) 802.11ax HE20 RU26 LPI 7095 MHz (CH229)

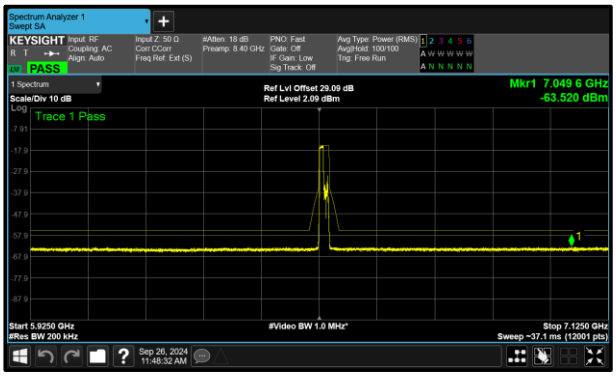

Figure 202 - A (Core 0) 802.11ax HE20 RU106 LPI 6535 MHz (CH117)

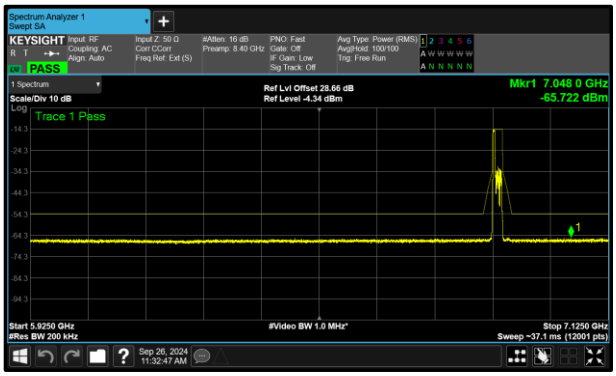

Figure 203 - B (Core 1) 802.11ax HE20 RU52 LPI 6895 MHz (CH189)

SISO Protocol	Unwanted Emissions Within the RLAN Band	
	Margin (dB)	Frequency (MHz)
802.11a SP	11.91	6433.400
802.11ax HE20 SU SP	10.27	6663.900
802.11ax HE40 SU SP	7.60	6728.061
802.11ax HE80 SU SP	5.62	6723.500
802.11ax HE160 SU SP	6.35	6088.500
802.11ax HE20 RU26 SP	18.54	6163.300
802.11ax HE20 RU52 SP	17.67	6865.900
802.11ax HE20 RU106 SP	18.65	6683.800

Table 278 - SISO SP Unwanted Emissions Within the RLAN Band Summary Results

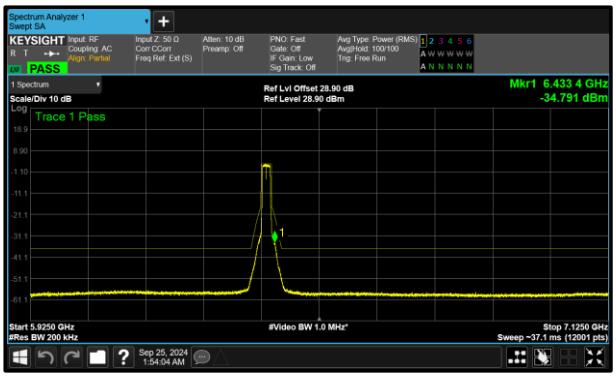

Figure 204 - A (Core 0) 802.11a SP 6415 MHz (CH93)

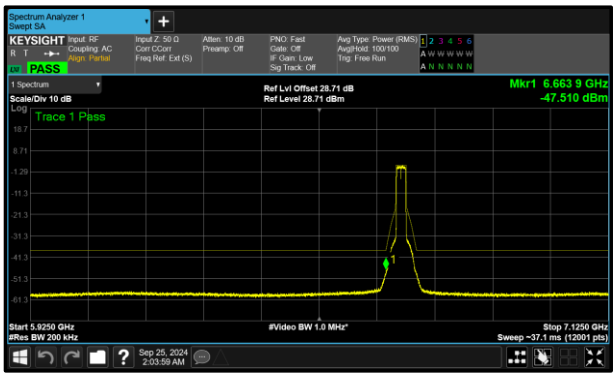

Figure 205 - A (Core 0) 802.11ax HE20 SU SP 6695 MHz (CH149)

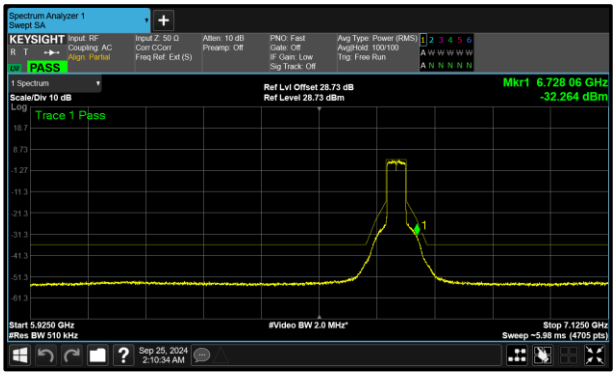

Figure 206 - A (Core 0) 802.11ax HE40 SU SP 6685 MHz (CH147)

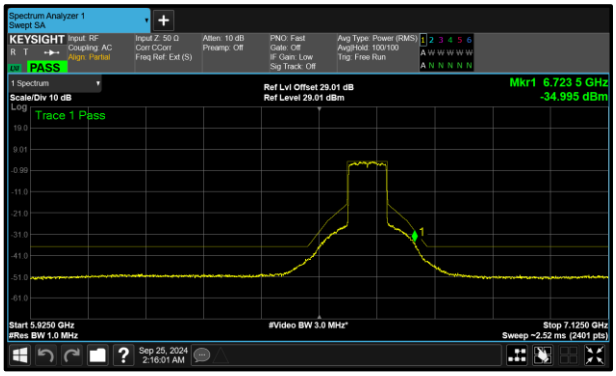

Figure 207 - A (Core 0) 802.11ax HE80 SU SP 6625 MHz (CH135)

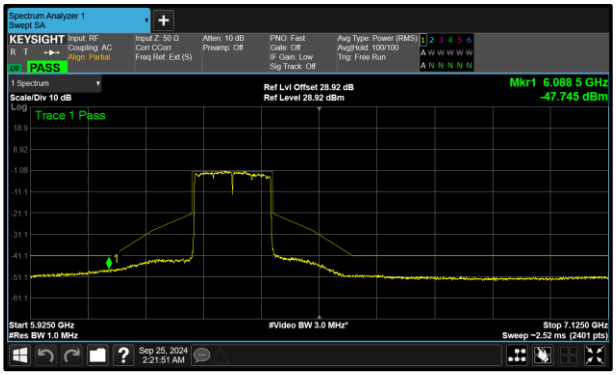

Figure 208 - A (Core 0) 802.11ax HE160 SU SP 6345 MHz (CH79)

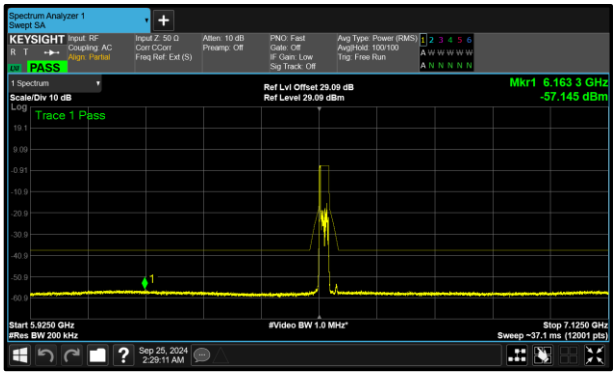

Figure 209 - A (Core 0) 802.11ax HE20 RU26 SP 6535 MHz (CH117)

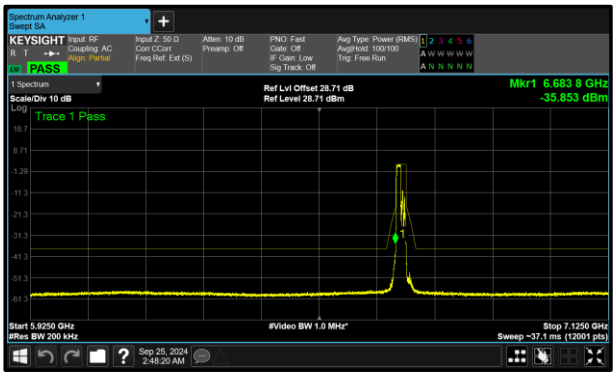

Figure 210 - A (Core 0) 802.11ax HE20 RU106 SP 6695 MHz (CH149)

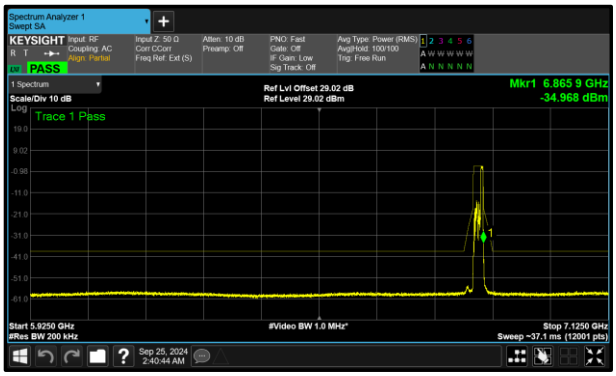

Figure 211 - A (Core 0) 802.11ax HE20 RU52 SP 6855 MHz (CH181)

SISO Protocol	Unwanted Emissions Within the RLAN Band	
	Margin (dB)	Frequency (MHz)
802.11a VLP	11.39	6820.800
802.11ax HE20 SU VLP	15.29	6068.200
802.11ax HE40 SU VLP	10.46	6046.429
802.11ax HE80 SU VLP	8.28	5968.000
802.11ax HE160 SU VLP	7.85	5933.000

Table 279 - SISO VLP Unwanted Emissions Within the RLAN Band Summary Results

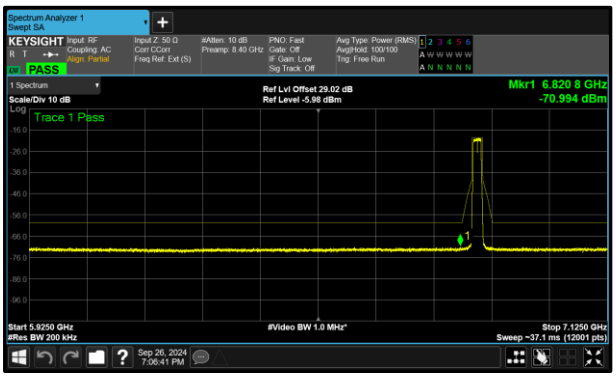

Figure 212 - A (Core 0) 802.11a VLP 6855 MHz (CH181)

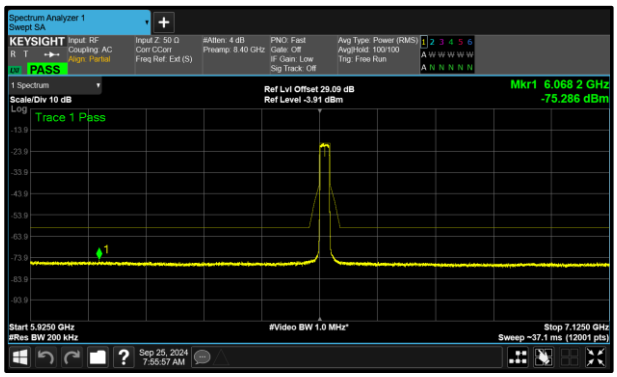

Figure 213 - A (Core 0) 802.11ax HE20 SU VLP 6535 MHz (CH117)

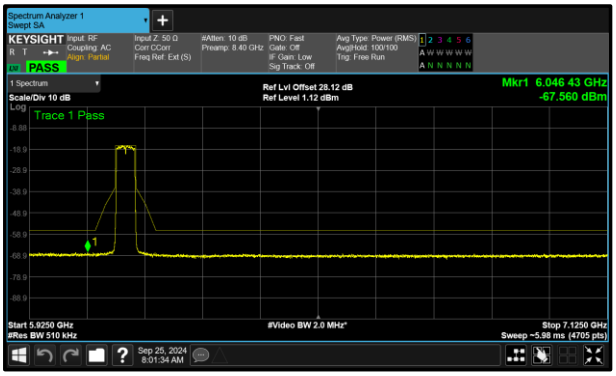

Figure 214 - A (Core 0) 802.11ax HE40 SU VLP 6125 MHz (CH35)

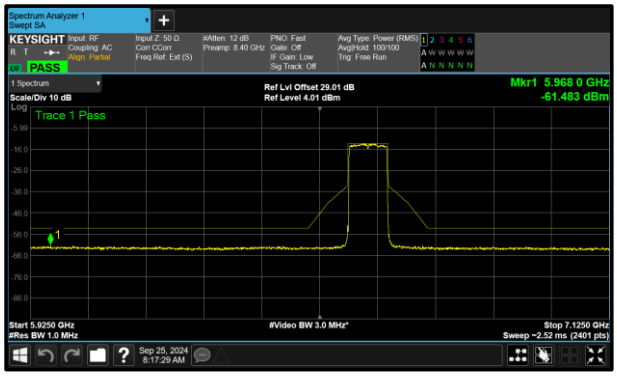

Figure 215 - A (Core 0) 802.11ax HE80 SU VLP 6625 MHz (CH135)

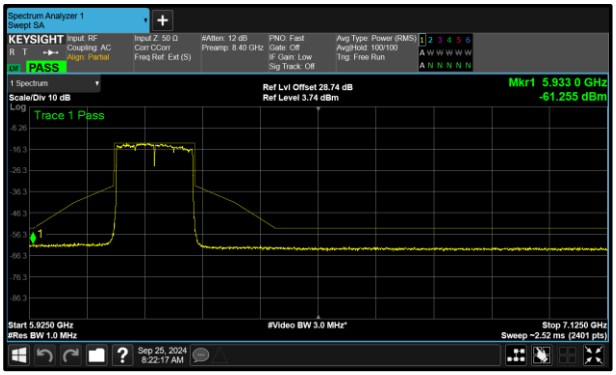

Figure 216 - A (Core 0) 802.11ax HE160 SU VLP 6185 MHz (CH47)

Test Configuration			
Frequency Range:	5.925-6.425 GHz 6.425-6.525 GHz 6.525-6.875 GHz 6.875-7.125 GHz	Band:	U-NII-5 U-NII-6 U-NII-7 U-NII-8
Limit Clause(s):	15.407(b)(7)	Test Method(s):	KDB 987594 clause j

DUT Configuration			
Mode:	802.11a LPI	Duty Cycle (%):	-
Data Rate:	12 Mbps	DCCF (dB):	-
Antenna Configuration:	SISO	Peak Antenna Gain (dBi):	-
Active Port(s):	A (Core 0) | B (Core 1)	Active Chain Id(s):	0 | 1

Test Frequency (MHz)	Unwanted Emissions Within the RLAN Band Margin (dB)			
	A	B	C	D
5955	13.73	-	-	-
6175	12.63	-	-	-
6415	12.49	-	-	-
6435	12.07	-	-	-
6475	11.31	-	-	-
6515	11.85	-	-	-
6535	11.80	-	-	-
6695	12.15	-	-	-
6855	13.21	-	-	-
6875	13.35	-	-	-
6895	-	11.97	-	-
6995	-	12.19	-	-
7115	-	11.63	-	-

Table 280 - Unwanted Emissions Within the Band Results

Test Configuration			
Frequency Range:	5.925-6.425 GHz 6.425-6.525 GHz 6.525-6.875 GHz 6.875-7.125 GHz	Band:	U-NII-5 U-NII-6 U-NII-7 U-NII-8
Limit Clause(s):	15.407(b)(7)	Test Method(s):	KDB 987594 clause j

DUT Configuration			
Mode:	802.11ax HE20 SU LPI	Duty Cycle (%):	-
Modulation Coding Scheme:	MCS2x1	DCCF (dB):	-
Antenna Configuration:	SISO	Peak Antenna Gain (dBi):	-
Active Port(s):	A (Core 0) | B (Core 1)	Active Chain Id(s):	0 | 1

Test Frequency (MHz)	Unwanted Emissions Within the RLAN Band Margin (dB)			
	A	B	C	D
5955	17.47	-	-	-
6175	17.11	-	-	-
6415	16.64	-	-	-
6435	17.56	-	-	-
6475	17.39	-	-	-
6515	16.68	-	-	-
6535	16.91	-	-	-
6695	17.06	-	-	-
6855	15.46	-	-	-
6875	15.96	-	-	-
6895	-	16.64	-	-
6995	-	16.83	-	-
7095	-	17.05	-	-

Table 281 - Unwanted Emissions Within the Band Results

Test Configuration			
Frequency Range:	5.925-6.425 GHz 6.425-6.525 GHz 6.525-6.875 GHz 6.875-7.125 GHz	Band:	U-NII-5 U-NII-6 U-NII-7 U-NII-8
Limit Clause(s):	15.407(b)(7)	Test Method(s):	KDB 987594 clause j

DUT Configuration			
Mode:	802.11ax HE40 SU LPI	Duty Cycle (%):	-
Modulation Coding Scheme:	MCS2x1	DCCF (dB):	-
Antenna Configuration:	SISO	Peak Antenna Gain (dBi):	-
Active Port(s):	A (Core 0) | B (Core 1)	Active Chain Id(s):	0 | 1

Test Frequency (MHz)	Unwanted Emissions Within the RLAN Band Margin (dB)			
	A	B	C	D
5965	11.15	-	-	-
6165	11.17	-	-	-
6405	11.57	-	-	-
6445	10.76	-	-	-
6485	10.26	-	-	-
6525	10.42	-	-	-
6565	10.57	-	-	-
6685	11.24	-	-	-
6845	11.43	-	-	-
6885	11.98	-	-	-
6925	-	12.10	-	-
7005	-	10.40	-	-
7085	-	11.06	-	-

Table 282 - Unwanted Emissions Within the Band Results

Test Configuration			
Frequency Range:	5.925-6.425 GHz 6.425-6.525 GHz 6.525-6.875 GHz 6.875-7.125 GHz	Band:	U-NII-5 U-NII-6 U-NII-7 U-NII-8
Limit Clause(s):	15.407(b)(7)	Test Method(s):	KDB 987594 clause j

DUT Configuration			
Mode:	802.11ax HE80 SU LPI	Duty Cycle (%):	-
Modulation Coding Scheme:	MCS2x1	DCCF (dB):	-
Antenna Configuration:	SISO	Peak Antenna Gain (dBi):	-
Active Port(s):	A (Core 0) | B (Core 1)	Active Chain Id(s):	0 | 1

Test Frequency (MHz)	Unwanted Emissions Within the RLAN Band Margin (dB)			
	A	B	C	D
5985	10.76	-	-	-
6145	10.40	-	-	-
6385	10.73	-	-	-
6465	10.27	-	-	-
6545	10.39	-	-	-
6625	10.54	-	-	-
6705	10.55	-	-	-
6785	7.01	-	-	-
6865	10.21	-	-	-
6945	-	10.20	-	-
7025	-	8.41	-	-

Table 283 - Unwanted Emissions Within the Band Results

Test Configuration			
Frequency Range:	5.925-6.425 GHz 6.425-6.525 GHz 6.525-6.875 GHz 6.875-7.125 GHz	Band:	U-NII-5 U-NII-6 U-NII-7 U-NII-8
Limit Clause(s):	15.407(b)(7)	Test Method(s):	KDB 987594 clause j

DUT Configuration			
Mode:	802.11ax HE160 SU LPI	Duty Cycle (%):	-
Modulation Coding Scheme:	MCS2x1	DCCF (dB):	-
Antenna Configuration:	SISO	Peak Antenna Gain (dBi):	-
Active Port(s):	A (Core 0) | B (Core 1)	Active Chain Id(s):	0 | 1

Test Frequency (MHz)	Unwanted Emissions Within the RLAN Band Margin (dB)			
	A	B	C	D
6025	9.47	-	-	-
6185	8.47	-	-	-
6345	8.49	-	-	-
6505	9.93	-	-	-
6665	9.04	-	-	-
6825	9.10	-	-	-
6985	-	8.87	-	-

Table 284 - Unwanted Emissions Within the Band Results

Test Configuration			
Frequency Range:	5.925-6.425 GHz 6.425-6.525 GHz 6.525-6.875 GHz 6.875-7.125 GHz	Band:	U-NII-5 U-NII-6 U-NII-7 U-NII-8
Limit Clause(s):	15.407(b)(7)	Test Method(s):	KDB 987594 clause j

DUT Configuration			
Mode:	802.11ax HE20 RU26 LPI	Duty Cycle (%):	-
Modulation Coding Scheme:	MCS2x1	DCCF (dB):	-
Antenna Configuration:	SISO	Peak Antenna Gain (dBi):	-
Active Port(s):	A (Core 0) | B (Core 1)	Active Chain Id(s):	0 | 1

Test Frequency (MHz)	Unwanted Emissions Within the RLAN Band Margin (dB)			
	A	B	C	D
5955 (RU26.0)	19.88	-	-	-
6175 (RU26.0)	17.07	-	-	-
6415 (RU26.8)	16.36	-	-	-
6435 (RU26.0)	16.25	-	-	-
6475 (RU26.0)	18.29	-	-	-
6515 (RU26.8)	18.40	-	-	-
6535 (RU26.0)	16.19	-	-	-
6695 (RU26.0)	19.13	-	-	-
6855 (RU26.8)	16.05	-	-	-
6875 (RU26.3)	16.31	-	-	-
6875 (RU26.5)	16.27	-	-	-
6895 (RU26.0)	-	16.47	-	-
6995 (RU26.0)	-	16.09	-	-
7095 (RU26.8)	-	15.64	-	-

Table 285 - Unwanted Emissions Within the Band Results

Test Configuration			
Frequency Range:	5.925-6.425 GHz 6.425-6.525 GHz 6.525-6.875 GHz 6.875-7.125 GHz	Band:	U-NII-5 U-NII-6 U-NII-7 U-NII-8
Limit Clause(s):	15.407(b)(7)	Test Method(s):	KDB 987594 clause j

DUT Configuration			
Mode:	802.11ax HE20 RU52 LPI	Duty Cycle (%):	-
Modulation Coding Scheme:	MCS2x1	DCCF (dB):	-
Antenna Configuration:	SISO	Peak Antenna Gain (dBi):	-
Active Port(s):	A (Core 0) | B (Core 1)	Active Chain Id(s):	0 | 1

Test Frequency (MHz)	Unwanted Emissions Within the RLAN Band Margin (dB)			
	A	B	C	D
5955 (RU52.37)	18.09	-	-	-
6175 (RU52.37)	18.20	-	-	-
6415 (RU52.40)	12.53	-	-	-
6435 (RU52.37)	11.65	-	-	-
6475 (RU52.37)	11.63	-	-	-
6515 (RU52.40)	11.29	-	-	-
6535 (RU52.37)	17.31	-	-	-
6695 (RU52.37)	18.77	-	-	-
6855 (RU52.40)	17.84	-	-	-
6875 (RU52.38)	19.85	-	-	-
6875 (RU52.39)	19.71	-	-	-
6895 (RU52.37)	-	11.22	-	-
6995 (RU52.37)	-	13.61	-	-
7095 (RU52.40)	-	14.08	-	-

Table 286 - Unwanted Emissions Within the Band Results

Test Configuration			
Frequency Range:	5.925-6.425 GHz 6.425-6.525 GHz 6.525-6.875 GHz 6.875-7.125 GHz	Band:	U-NII-5 U-NII-6 U-NII-7 U-NII-8
Limit Clause(s):	15.407(b)(7)	Test Method(s):	KDB 987594 clause j

DUT Configuration			
Mode:	802.11ax HE20 RU106 LPI	Duty Cycle (%):	-
Modulation Coding Scheme:	MCS2x1	DCCF (dB):	-
Antenna Configuration:	SISO	Peak Antenna Gain (dBi):	-
Active Port(s):	A (Core 0) | B (Core 1)	Active Chain Id(s):	0 | 1

Test Frequency (MHz)	Unwanted Emissions Within the RLAN Band Margin (dB)			
	A	B	C	D
5955 (RU106.53)	10.05	-	-	-
6175 (RU106.53)	9.59	-	-	-
6415 (RU106.54)	10.30	-	-	-
6435 (RU106.53)	10.01	-	-	-
6475 (RU106.53)	11.67	-	-	-
6515 (RU106.54)	9.79	-	-	-
6535 (RU106.53)	7.82	-	-	-
6695 (RU106.53)	10.09	-	-	-
6855 (RU106.54)	11.54	-	-	-
6875 (RU106.53)	11.35	-	-	-
6875 (RU106.54)	11.49	-	-	-
6895 (RU106.53)	-	12.14	-	-
6995 (RU106.53)	-	11.97	-	-
7095 (RU106.54)	-	12.60	-	-

Table 287 - Unwanted Emissions Within the Band Results

Test Configuration			
Frequency Range:	5.925-6.425 GHz 6.525-6.875 GHz	Band:	U-NII-5 U-NII-7
Limit Clause(s):	15.407(b)(7)	Test Method(s):	KDB 987594 clause j

DUT Configuration			
Mode:	802.11a SP	Duty Cycle (%):	-
Data Rate:	12 Mbps	DCCF (dB):	-
Antenna Configuration:	SISO	Peak Antenna Gain (dBi):	-
Active Port(s):	A (Core 0)	Active Chain Id(s):	0

Test Frequency (MHz)	Unwanted Emissions Within the RLAN Band Margin (dB)			
	A	B	C	D
5955	17.10	-	-	-
6175	16.14	-	-	-
6415	11.91	-	-	-
6535	14.03	-	-	-
6695	12.61	-	-	-
6855	14.16	-	-	-

Table 288 - Unwanted Emissions Within the Band Results

Test Configuration			
Frequency Range:	5.925-6.425 GHz 6.525-6.875 GHz	Band:	U-NII-5 U-NII-7
Limit Clause(s):	15.407(b)(7)	Test Method(s):	KDB 987594 clause j

DUT Configuration			
Mode:	802.11ax HE20 SU SP	Duty Cycle (%):	-
Modulation Coding Scheme:	MCS2x1	DCCF (dB):	-
Antenna Configuration:	SISO	Peak Antenna Gain (dBi):	-
Active Port(s):	A (Core 0)	Active Chain Id(s):	0

Test Frequency (MHz)	Unwanted Emissions Within the RLAN Band Margin (dB)			
	A	B	C	D
5955	15.70	-	-	-
6175	14.36	-	-	-
6415	10.45	-	-	-
6535	11.43	-	-	-
6695	10.27	-	-	-
6855	14.13	-	-	-

Table 289 - Unwanted Emissions Within the Band Results

Test Configuration			
Frequency Range:	5.925-6.425 GHz 6.525-6.875 GHz	Band:	U-NII-5 U-NII-7
Limit Clause(s):	15.407(b)(7)	Test Method(s):	KDB 987594 clause j

DUT Configuration			
Mode:	802.11ax HE40 SU SP	Duty Cycle (%):	-
Modulation Coding Scheme:	MCS2x1	DCCF (dB):	-
Antenna Configuration:	SISO	Peak Antenna Gain (dBi):	-
Active Port(s):	A (Core 0)	Active Chain Id(s):	0

Test Frequency (MHz)	Unwanted Emissions Within the RLAN Band Margin (dB)			
	A	B	C	D
5965	10.71	-	-	-
6165	8.68	-	-	-
6405	7.70	-	-	-
6565	7.76	-	-	-
6685	7.60	-	-	-
6845	8.29	-	-	-

Table 290 - Unwanted Emissions Within the Band Results

Test Configuration			
Frequency Range:	5.925-6.425 GHz 6.525-6.875 GHz	Band:	U-NII-5 U-NII-7
Limit Clause(s):	15.407(b)(7)	Test Method(s):	KDB 987594 clause j

DUT Configuration			
Mode:	802.11ax HE80 SU SP	Duty Cycle (%):	-
Modulation Coding Scheme:	MCS2x1	DCCF (dB):	-
Antenna Configuration:	SISO	Peak Antenna Gain (dBi):	-
Active Port(s):	A (Core 0)	Active Chain Id(s):	0

Test Frequency (MHz)	Unwanted Emissions Within the RLAN Band Margin (dB)			
	A	B	C	D
5985	10.02	-	-	-
6145	7.78	-	-	-
6385	7.34	-	-	-
6625	5.62	-	-	-
6705	6.60	-	-	-
6785	6.30	-	-	-

Table 291 - Unwanted Emissions Within the Band Results

Test Configuration			
Frequency Range:	5.925-6.425 GHz 6.525-6.875 GHz	Band:	U-NII-5 U-NII-7
Limit Clause(s):	15.407(b)(7)	Test Method(s):	KDB 987594 clause j

DUT Configuration			
Mode:	802.11ax HE160 SU SP	Duty Cycle (%):	-
Modulation Coding Scheme:	MCS2x1	DCCF (dB):	-
Antenna Configuration:	SISO	Peak Antenna Gain (dBi):	-
Active Port(s):	A (Core 0)	Active Chain Id(s):	0

Test Frequency (MHz)	Unwanted Emissions Within the RLAN Band Margin (dB)			
	A	B	C	D
6025	9.76	-	-	-
6185	7.24	-	-	-
6345	6.35	-	-	-
6665	7.73	-	-	-

Table 292 - Unwanted Emissions Within the Band Results

Test Configuration			
Frequency Range:	5.925-6.425 GHz 6.525-6.875 GHz	Band:	U-NII-5 U-NII-7
Limit Clause(s):	15.407(b)(7)	Test Method(s):	KDB 987594 clause j

DUT Configuration			
Mode:	802.11ax HE20 RU26 SP	Duty Cycle (%):	-
Modulation Coding Scheme:	MCS2x1	DCCF (dB):	-
Antenna Configuration:	SISO	Peak Antenna Gain (dBi):	-
Active Port(s):	A (Core 0)	Active Chain Id(s):	0

Test Frequency (MHz)	Unwanted Emissions Within the RLAN Band Margin (dB)			
	A	B	C	D
5955 (RU26.0)	19.14	-	-	-
6175 (RU26.0)	19.32	-	-	-
6415 (RU26.8)	18.87	-	-	-
6535 (RU26.0)	18.54	-	-	-
6695 (RU26.0)	18.59	-	-	-
6855 (RU26.8)	19.02	-	-	-

Table 293 - Unwanted Emissions Within the Band Results

Test Configuration			
Frequency Range:	5.925-6.425 GHz 6.525-6.875 GHz	Band:	U-NII-5 U-NII-7
Limit Clause(s):	15.407(b)(7)	Test Method(s):	KDB 987594 clause j

DUT Configuration			
Mode:	802.11ax HE20 RU52 SP	Duty Cycle (%):	-
Modulation Coding Scheme:	MCS2x1	DCCF (dB):	-
Antenna Configuration:	SISO	Peak Antenna Gain (dBi):	-
Active Port(s):	A (Core 0)	Active Chain Id(s):	0

Test Frequency (MHz)	Unwanted Emissions Within the RLAN Band Margin (dB)			
	A	B	C	D
5955 (RU52.37)	19.32	-	-	-
6175 (RU52.37)	18.57	-	-	-
6415 (RU52.40)	19.77	-	-	-
6535 (RU52.37)	18.51	-	-	-
6695 (RU52.37)	19.26	-	-	-
6855 (RU52.40)	17.67	-	-	-

Table 294 - Unwanted Emissions Within the Band Results

Test Configuration			
Frequency Range:	5.925-6.425 GHz 6.525-6.875 GHz	Band:	U-NII-5 U-NII-7
Limit Clause(s):	15.407(b)(7)	Test Method(s):	KDB 987594 clause j

DUT Configuration			
Mode:	802.11ax HE20 RU106 SP	Duty Cycle (%):	-
Modulation Coding Scheme:	MCS2x1	DCCF (dB):	-
Antenna Configuration:	SISO	Peak Antenna Gain (dBi):	-
Active Port(s):	A (Core 0)	Active Chain Id(s):	0

Test Frequency (MHz)	Unwanted Emissions Within the RLAN Band Margin (dB)			
	A	B	C	D
5955 (RU106.53)	18.81	-	-	-
6175 (RU106.53)	18.90	-	-	-
6415 (RU106.54)	19.26	-	-	-
6535 (RU106.53)	18.86	-	-	-
6695 (RU106.53)	18.65	-	-	-
6855 (RU106.54)	18.88	-	-	-

Table 295 - Unwanted Emissions Within the Band Results

Test Configuration			
Frequency Range:	5.925-6.425 GHz 6.525-6.875 GHz	Band:	U-NII-5 U-NII-7
Limit Clause(s):	15.407(b)(7)	Test Method(s):	KDB 987594 clause j

DUT Configuration			
Mode:	802.11a VLP	Duty Cycle (%):	-
Data Rate:	12 Mbps	DCCF (dB):	-
Antenna Configuration:	SISO	Peak Antenna Gain (dBi):	-
Active Port(s):	A (Core 0)	Active Chain Id(s):	0

Test Frequency (MHz)	Unwanted Emissions Within the RLAN Band Margin (dB)			
	A	B	C	D
6115	11.84	-	-	-
6275	11.70	-	-	-
6415	11.97	-	-	-
6535	11.43	-	-	-
6695	11.87	-	-	-
6855	11.39	-	-	-

Table 296 - Unwanted Emissions Within the Band Results

Test Configuration			
Frequency Range:	5.925-6.425 GHz 6.525-6.875 GHz	Band:	U-NII-5 U-NII-7
Limit Clause(s):	15.407(b)(7)	Test Method(s):	KDB 987594 clause j

DUT Configuration			
Mode:	802.11ax HE20 SU VLP	Duty Cycle (%):	-
Modulation Coding Scheme:	MCS2x1	DCCF (dB):	-
Antenna Configuration:	SISO	Peak Antenna Gain (dBi):	-
Active Port(s):	A (Core 0)	Active Chain Id(s):	0

Test Frequency (MHz)	Unwanted Emissions Within the RLAN Band Margin (dB)			
	A	B	C	D
6115	15.98	-	-	-
6275	15.61	-	-	-
6415	16.11	-	-	-
6535	15.29	-	-	-
6695	15.91	-	-	-
6855	15.68	-	-	-

Table 297 - Unwanted Emissions Within the Band Results

Test Configuration			
Frequency Range:	5.925-6.425 GHz 6.525-6.875 GHz	Band:	U-NII-5 U-NII-7
Limit Clause(s):	15.407(b)(7)	Test Method(s):	KDB 987594 clause j

DUT Configuration			
Mode:	802.11ax HE40 SU VLP	Duty Cycle (%):	-
Modulation Coding Scheme:	MCS2x1	DCCF (dB):	-
Antenna Configuration:	SISO	Peak Antenna Gain (dBi):	-
Active Port(s):	A (Core 0)	Active Chain Id(s):	0

Test Frequency (MHz)	Unwanted Emissions Within the RLAN Band Margin (dB)			
	A	B	C	D
6125	10.46	-	-	-
6285	10.57	-	-	-
6405	10.69	-	-	-
6565	10.46	-	-	-
6685	10.55	-	-	-
6845	12.04	-	-	-

Table 298 - Unwanted Emissions Within the Band Results

Test Configuration			
Frequency Range:	5.925-6.425 GHz 6.525-6.875 GHz	Band:	U-NII-5 U-NII-7
Limit Clause(s):	15.407(b)(7)	Test Method(s):	KDB 987594 clause j

DUT Configuration			
Mode:	802.11ax HE80 SU VLP	Duty Cycle (%):	-
Modulation Coding Scheme:	MCS2x1	DCCF (dB):	-
Antenna Configuration:	SISO	Peak Antenna Gain (dBi):	-
Active Port(s):	A (Core 0)	Active Chain Id(s):	0

Test Frequency (MHz)	Unwanted Emissions Within the RLAN Band Margin (dB)			
	A	B	C	D
6145	9.88	-	-	-
6305	9.77	-	-	-
6385	8.76	-	-	-
6625	8.28	-	-	-
6705	10.36	-	-	-
6785	10.04	-	-	-

Table 299 - Unwanted Emissions Within the Band Results

Test Configuration			
Frequency Range:	5.925-6.425 GHz 6.525-6.875 GHz	Band:	U-NII-5 U-NII-7
Limit Clause(s):	15.407(b)(7)	Test Method(s):	KDB 987594 clause j

DUT Configuration			
Mode:	802.11ax HE160 SU VLP	Duty Cycle (%):	-
Modulation Coding Scheme:	MCS2x1	DCCF (dB):	-
Antenna Configuration:	SISO	Peak Antenna Gain (dBi):	-
Active Port(s):	A (Core 0)	Active Chain Id(s):	0

Test Frequency (MHz)	Unwanted Emissions Within the RLAN Band Margin (dB)			
	A	B	C	D
6185	7.85	-	-	-
6345	8.48	-	-	-
6665	8.08	-	-	-

Table 300 - Unwanted Emissions Within the Band Results

MIMO CDD

MIMO CDD Protocol	Unwanted Emissions Within the RLAN Band	
	Margin (dB)	Frequency (MHz)
802.11ax HE20 SU LPI	15.22	6435.300
802.11ax HE40 SU LPI	9.15	6860.459
802.11ax HE80 SU LPI	7.70	6949.000
802.11ax HE160 SU LPI	7.02	5971.500
802.11ax HE20 RU52 LPI	15.52	6528.600
802.11ax HE20 RU106 LPI	15.45	6622.000

Table 301 - MIMO CDD Unwanted Emissions Within the RLAN Band Summary Results

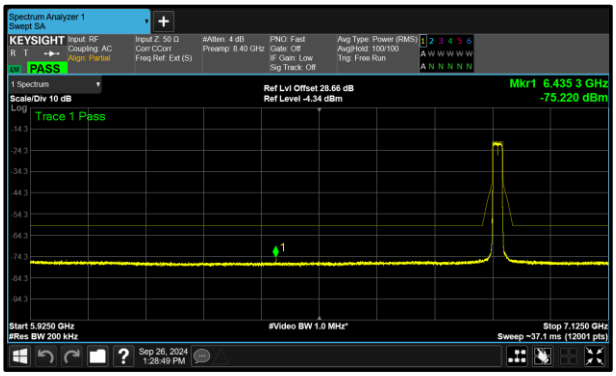

Figure 217 - B (Core 1) 802.11ax HE20 SU LPI 6895 MHz (CH189)

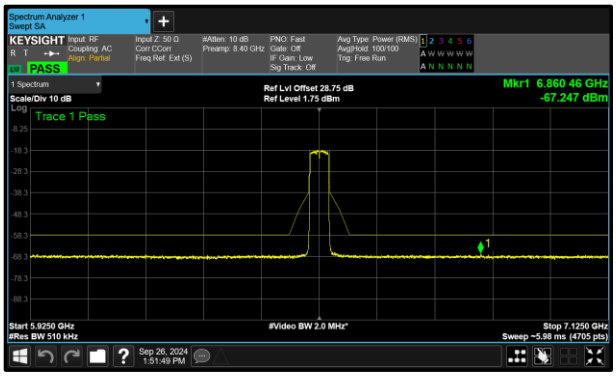

Figure 218 - B (Core 1) 802.11ax HE40 SU LPI 6525 MHz (CH115)

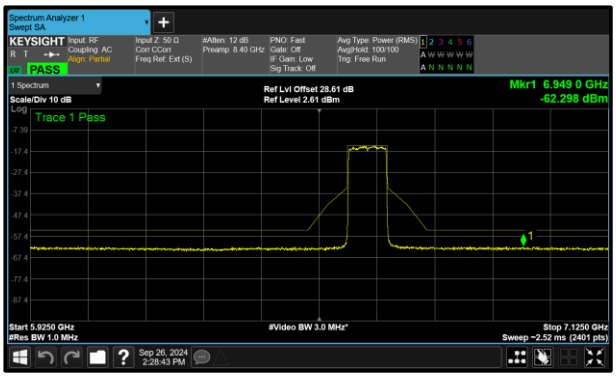

Figure 219 - B (Core 1) 802.11ax HE80 SU LPI 6625 MHz (CH135)

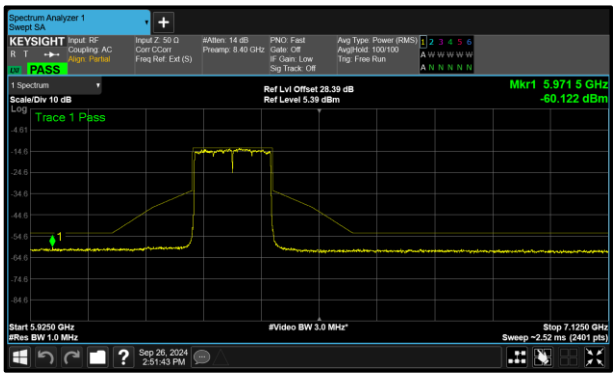

Figure 220 - B (Core 1) 802.11ax HE160 SU LPI 6345 MHz (CH79)

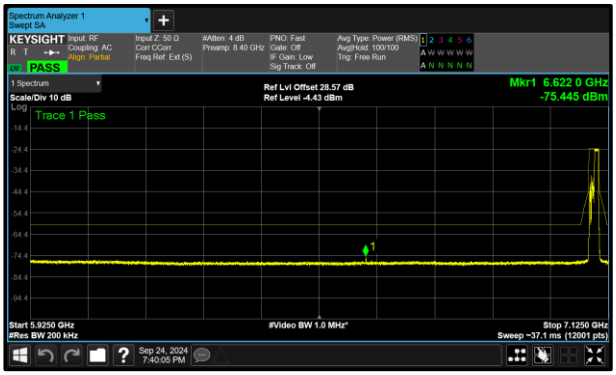

Figure 221 - B (Core 1) 802.11ax HE20 RU106 LPI 7095 MHz (CH229)

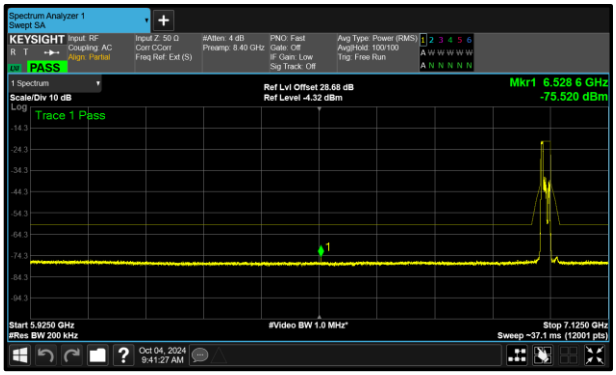

Figure 222 - B (Core 1) 802.11ax HE20 RU52 LPI 6695 MHz (CH209)

MIMO CDD Protocol	Unwanted Emissions Within the RLAN Band	
	Margin (dB)	Frequency (MHz)
802.11ax HE20 SU SP	12.56	6120.300
802.11ax HE40 SU SP	11.93	6339.796
802.11ax HE80 SU SP	6.77	6721.000
802.11ax HE160 SU SP	5.75	6089.000
802.11ax HE20 RU26 SP	13.01	6145.500
802.11ax HE20 RU52 SP	13.44	6104.700
802.11ax HE20 RU106 SP	13.71	6071.200

Table 302 - MIMO CDD Unwanted Emissions Within the RLAN Band Summary Results

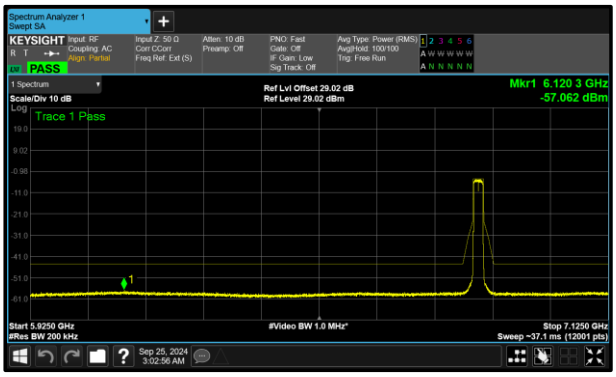

Figure 223 - A (Core 0) 802.11ax HE20 SU SP 6855 MHz (CH181)

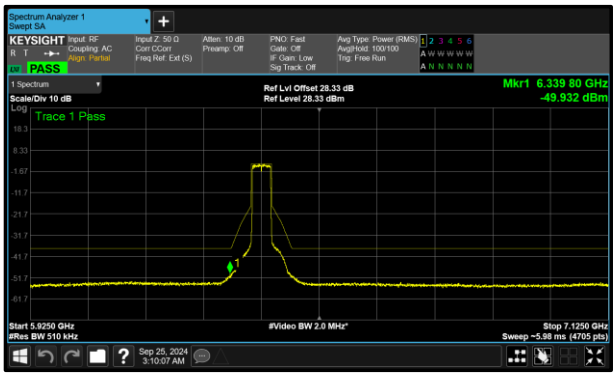

Figure 224 - B (Core 1) 802.11ax HE40 SU SP 6405 MHz (CH91)

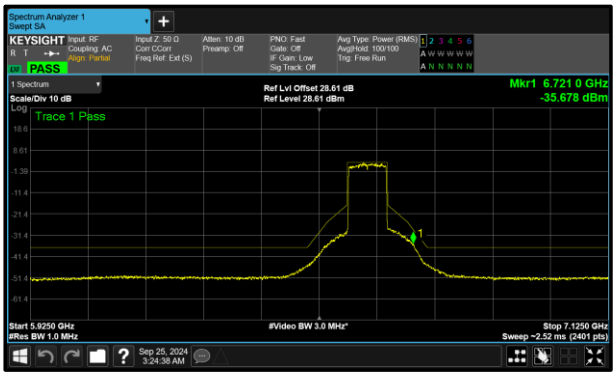

Figure 225 - B (Core 1) 802.11ax HE80 SU SP 6625 MHz (CH135)

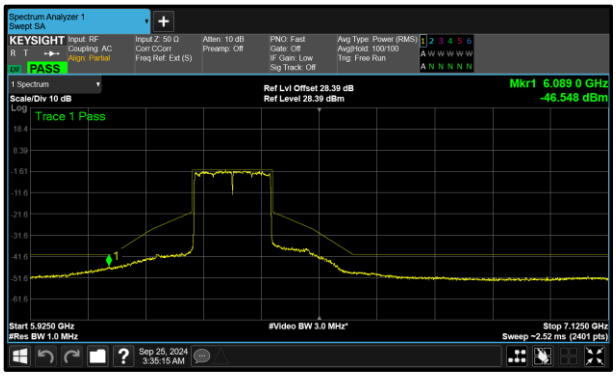

Figure 226 - B (Core 1) 802.11ax HE160 SU SP 6345 MHz (CH79)

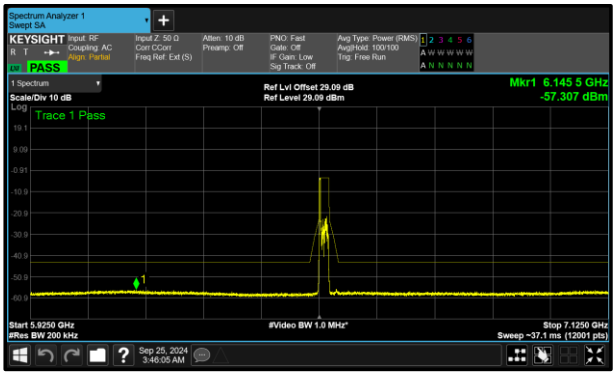

Figure 227 - A (Core 0) 802.11ax HE20 RU26 SP 6535 MHz (CH117)

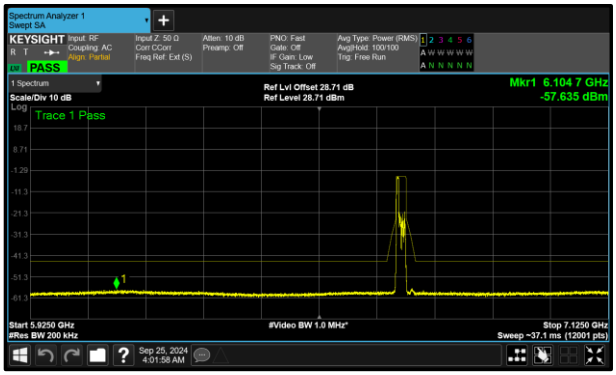

Figure 228 - A (Core 0) 802.11ax HE20 RU52 SP 6695 MHz (CH149)

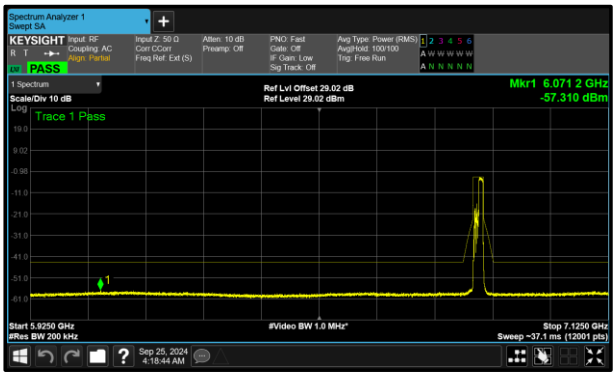

Figure 229 - A (Core 0) 802.11ax HE20 RU106 SP 6855 MHz (CH181)

MIMO CDD Protocol	Unwanted Emissions Within the RLAN Band	
	Margin (dB)	Frequency (MHz)
802.11ax HE40 SU VLP	10.43	5968.367
802.11ax HE80 SU VLP	8.41	6038.000
802.11ax HE160 SU VLP	7.15	6062.000

Table 303 - MIMO CDD Unwanted Emissions Within the RLAN Band Summary Results

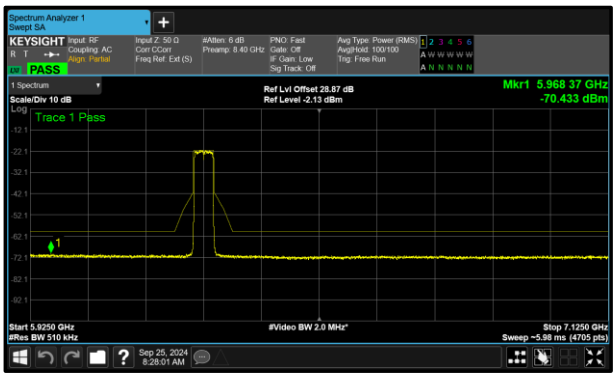

Figure 230 - A (Core 0) 802.11ax HE40 SU VLP 6285 MHz (CH67)

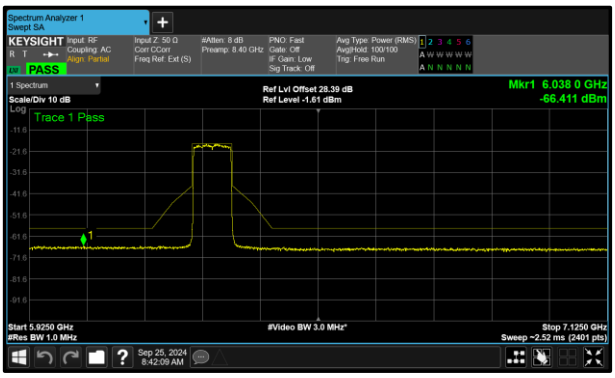

Figure 231 - B (Core 1) 802.11ax HE80 SU VLP 6305 MHz (CH71)

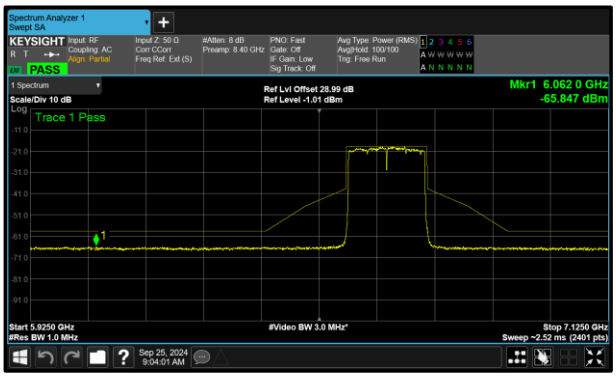

Figure 232 - A (Core 0) 802.11ax HE160 SU VLP 6665 MHz (CH143)

Test Configuration			
Frequency Range:	5.925-6.425 GHz 6.425-6.525 GHz 6.525-6.875 GHz 6.875-7.125 GHz	Band:	U-NII-5 U-NII-6 U-NII-7 U-NII-8
Limit Clause(s):	15.407(b)(7)	Test Method(s):	KDB 987594 clause j

DUT Configuration			
Mode:	802.11ax HE20 SU LPI	Duty Cycle (%):	-
Modulation Coding Scheme:	MCS2x1	DCCF (dB):	-
Antenna Configuration:	MIMO CDD	Peak Antenna Gain (dBi):	-
Active Port(s):	A+B (Core 0 + Core 1)	Active Chain Id(s):	0+1

Test Frequency (MHz)	Unwanted Emissions Within the RLAN Band Margin (dB)			
	A	B	C	D
5955	16.61	16.68	-	-
6175	15.92	16.46	-	-
6415	15.50	16.09	-	-
6435	15.72	16.20	-	-
6475	15.69	16.23	-	-
6515	15.70	15.97	-	-
6535	15.81	15.74	-	-
6695	16.14	16.23	-	-
6855	15.61	15.96	-	-
6875	15.86	15.44	-	-
6895	15.55	15.22	-	-
6995	15.90	15.66	-	-
7095	15.44	15.43	-	-

Table 304 - Unwanted Emissions Within the Band Results

Test Configuration			
Frequency Range:	5.925-6.425 GHz 6.425-6.525 GHz 6.525-6.875 GHz 6.875-7.125 GHz	Band:	U-NII-5 U-NII-6 U-NII-7 U-NII-8
Limit Clause(s):	15.407(b)(7)	Test Method(s):	KDB 987594 clause j

DUT Configuration			
Mode:	802.11ax HE40 SU LPI	Duty Cycle (%):	-
Modulation Coding Scheme:	MCS2x1	DCCF (dB):	-
Antenna Configuration:	MIMO CDD	Peak Antenna Gain (dBi):	-
Active Port(s):	A+B (Core 0 + Core 1)	Active Chain Id(s):	0+1

Test Frequency (MHz)	Unwanted Emissions Within the RLAN Band Margin (dB)			
	A	B	C	D
5965	11.22	11.84	-	-
6165	11.68	10.61	-	-
6405	10.66	10.65	-	-
6445	10.52	10.93	-	-
6485	10.59	11.14	-	-
6525	10.41	9.15	-	-
6565	10.74	11.01	-	-
6685	11.44	11.82	-	-
6845	10.69	11.05	-	-
6885	10.67	10.89	-	-
6925	12.19	11.92	-	-
7005	10.43	12.24	-	-
7085	10.31	10.60	-	-

Table 305 - Unwanted Emissions Within the Band Results

Test Configuration			
Frequency Range:	5.925-6.425 GHz 6.425-6.525 GHz 6.525-6.875 GHz 6.875-7.125 GHz	Band:	U-NII-5 U-NII-6 U-NII-7 U-NII-8
Limit Clause(s):	15.407(b)(7)	Test Method(s):	KDB 987594 clause j

DUT Configuration			
Mode:	802.11ax HE80 SU LPI	Duty Cycle (%):	-
Modulation Coding Scheme:	MCS2x1	DCCF (dB):	-
Antenna Configuration:	MIMO CDD	Peak Antenna Gain (dBi):	-
Active Port(s):	A+B (Core 0 + Core 1)	Active Chain Id(s):	0+1

Test Frequency (MHz)	Unwanted Emissions Within the RLAN Band Margin (dB)			
	A	B	C	D
5985	8.27	8.75	-	-
6145	9.34	10.18	-	-
6385	10.03	10.27	-	-
6465	9.64	9.32	-	-
6545	10.27	9.94	-	-
6625	9.86	7.70	-	-
6705	8.91	9.67	-	-
6785	9.98	9.41	-	-
6865	9.86	9.35	-	-
6945	9.96	10.22	-	-
7025	8.86	10.20	-	-

Table 306 - Unwanted Emissions Within the Band Results

Test Configuration			
Frequency Range:	5.925-6.425 GHz 6.425-6.525 GHz 6.525-6.875 GHz 6.875-7.125 GHz	Band:	U-NII-5 U-NII-6 U-NII-7 U-NII-8
Limit Clause(s):	15.407(b)(7)	Test Method(s):	KDB 987594 clause j

DUT Configuration			
Mode:	802.11ax HE160 SU LPI	Duty Cycle (%):	-
Modulation Coding Scheme:	MCS2x1	DCCF (dB):	-
Antenna Configuration:	MIMO CDD	Peak Antenna Gain (dBi):	-
Active Port(s):	A+B (Core 0 + Core 1)	Active Chain Id(s):	0+1

Test Frequency (MHz)	Unwanted Emissions Within the RLAN Band Margin (dB)			
	A	B	C	D
6025	10.10	8.96	-	-
6185	8.68	8.79	-	-
6345	8.80	7.02	-	-
6505	7.70	8.72	-	-
6665	8.68	8.23	-	-
6825	7.86	9.55	-	-
6985	9.76	7.17	-	-

Table 307 - Unwanted Emissions Within the Band Results

Test Configuration			
Frequency Range:	5.925-6.425 GHz 6.425-6.525 GHz 6.525-6.875 GHz 6.875-7.125 GHz	Band:	U-NII-5 U-NII-6 U-NII-7 U-NII-8
Limit Clause(s):	15.407(b)(7)	Test Method(s):	KDB 987594 clause j

DUT Configuration			
Mode:	802.11ax HE20 RU52 LPI	Duty Cycle (%):	-
Modulation Coding Scheme:	MCS2x1	DCCF (dB):	-
Antenna Configuration:	MIMO CDD	Peak Antenna Gain (dBi):	-
Active Port(s):	A+B (Core 0 + Core 1)	Active Chain Id(s):	0+1

Test Frequency (MHz)	Unwanted Emissions Within the RLAN Band Margin (dB)			
	A	B	C	D
5955 (RU52.37)	16.87	17.34	-	-
6175 (RU52.37)	16.30	17.09	-	-
6415 (RU52.40)	15.97	16.63	-	-
6435 (RU52.37)	16.74	16.68	-	-
6475 (RU52.37)	16.62	16.94	-	-
6515 (RU52.40)	16.29	17.23	-	-
6535 (RU52.37)	16.05	16.38	-	-
6695 (RU52.37)	16.29	16.42	-	-
6855 (RU52.40)	16.04	15.75	-	-
6875 (RU52.38)	15.98	15.76	-	-
6875 (RU52.39)	16.12	16.01	-	-
6895 (RU52.37)	15.72	15.88	-	-
6995 (RU52.37)	16.07	15.52	-	-
7095 (RU52.40)	15.88	16.13	-	-

Table 308 - Unwanted Emissions Within the Band Results

Test Configuration			
Frequency Range:	5.925-6.425 GHz 6.425-6.525 GHz 6.525-6.875 GHz 6.875-7.125 GHz	Band:	U-NII-5 U-NII-6 U-NII-7 U-NII-8
Limit Clause(s):	15.407(b)(7)	Test Method(s):	KDB 987594 clause j

DUT Configuration			
Mode:	802.11ax HE20 RU106 LPI	Duty Cycle (%):	-
Modulation Coding Scheme:	MCS2x1	DCCF (dB):	-
Antenna Configuration:	MIMO CDD	Peak Antenna Gain (dBi):	-
Active Port(s):	A+B (Core 0 + Core 1)	Active Chain Id(s):	0+1

Test Frequency (MHz)	Unwanted Emissions Within the RLAN Band Margin (dB)			
	A	B	C	D
5955 (RU106.53)	16.76	17.06	-	-
6175 (RU106.53)	16.56	17.35	-	-
6415 (RU106.54)	16.00	16.41	-	-
6435 (RU106.53)	16.63	16.09	-	-
6475 (RU106.53)	16.38	17.38	-	-
6515 (RU106.54)	16.50	17.51	-	-
6535 (RU106.53)	15.68	16.34	-	-
6695 (RU106.53)	16.48	16.29	-	-
6855 (RU106.54)	16.15	15.75	-	-
6875 (RU106.53)	16.15	15.80	-	-
6875 (RU106.54)	15.92	16.01	-	-
6895 (RU106.53)	16.01	15.55	-	-
6995 (RU106.53)	16.05	16.30	-	-
7095 (RU106.54)	15.93	15.45	-	-

Table 309 - Unwanted Emissions Within the Band Results

Test Configuration			
Frequency Range:	5.925-6.425 GHz 6.525-6.875 GHz	Band:	U-NII-5 U-NII-7
Limit Clause(s):	15.407(b)(7)	Test Method(s):	KDB 987594 clause j

DUT Configuration			
Mode:	802.11ax HE20 SU SP	Duty Cycle (%):	-
Modulation Coding Scheme:	MCS2x1	DCCF (dB):	-
Antenna Configuration:	MIMO CDD	Peak Antenna Gain (dBi):	-
Active Port(s):	A+B (Core 0 + Core 1)	Active Chain Id(s):	0+1

Test Frequency (MHz)	Unwanted Emissions Within the RLAN Band Margin (dB)			
	A	B	C	D
5955	14.01	14.76	-	-
6175	14.16	14.66	-	-
6415	14.74	15.83	-	-
6535	13.28	14.28	-	-
6695	13.62	14.42	-	-
6855	12.56	13.94	-	-

Table 310 - Unwanted Emissions Within the Band Results

Test Configuration			
Frequency Range:	5.925-6.425 GHz 6.525-6.875 GHz	Band:	U-NII-5 U-NII-7
Limit Clause(s):	15.407(b)(7)	Test Method(s):	KDB 987594 clause j

DUT Configuration			
Mode:	802.11ax HE40 SU SP	Duty Cycle (%):	-
Modulation Coding Scheme:	MCS2x1	DCCF (dB):	-
Antenna Configuration:	MIMO CDD	Peak Antenna Gain (dBi):	-
Active Port(s):	A+B (Core 0 + Core 1)	Active Chain Id(s):	0+1

Test Frequency (MHz)	Unwanted Emissions Within the RLAN Band Margin (dB)			
	A	B	C	D
5965	13.46	14.37	-	-
6165	13.34	13.92	-	-
6405	12.66	11.93	-	-
6565	13.23	13.40	-	-
6685	13.33	13.14	-	-
6845	12.80	13.32	-	-

Table 311 - Unwanted Emissions Within the Band Results

Test Configuration			
Frequency Range:	5.925-6.425 GHz 6.525-6.875 GHz	Band:	U-NII-5 U-NII-7
Limit Clause(s):	15.407(b)(7)	Test Method(s):	KDB 987594 clause j

DUT Configuration			
Mode:	802.11ax HE80 SU SP	Duty Cycle (%):	-
Modulation Coding Scheme:	MCS2x1	DCCF (dB):	-
Antenna Configuration:	MIMO CDD	Peak Antenna Gain (dBi):	-
Active Port(s):	A+B (Core 0 + Core 1)	Active Chain Id(s):	0+1

Test Frequency (MHz)	Unwanted Emissions Within the RLAN Band Margin (dB)			
	A	B	C	D
5985	11.83	11.96	-	-
6145	11.26	10.98	-	-
6385	8.27	8.51	-	-
6625	8.09	6.77	-	-
6705	9.92	8.66	-	-
6785	8.76	7.78	-	-

Table 312 - Unwanted Emissions Within the Band Results

Test Configuration			
Frequency Range:	5.925-6.425 GHz 6.525-6.875 GHz	Band:	U-NII-5 U-NII-7
Limit Clause(s):	15.407(b)(7)	Test Method(s):	KDB 987594 clause j

DUT Configuration			
Mode:	802.11ax HE160 SU SP	Duty Cycle (%):	-
Modulation Coding Scheme:	MCS2x1	DCCF (dB):	-
Antenna Configuration:	MIMO CDD	Peak Antenna Gain (dBi):	-
Active Port(s):	A+B (Core 0 + Core 1)	Active Chain Id(s):	0+1

Test Frequency (MHz)	Unwanted Emissions Within the RLAN Band Margin (dB)			
	A	B	C	D
6025	10.15	10.31	-	-
6185	7.44	7.16	-	-
6345	6.19	5.75	-	-
6665	7.75	7.77	-	-

Table 313 - Unwanted Emissions Within the Band Results

Test Configuration			
Frequency Range:	5.925-6.425 GHz 6.525-6.875 GHz	Band:	U-NII-5 U-NII-7
Limit Clause(s):	15.407(b)(7)	Test Method(s):	KDB 987594 clause j

DUT Configuration			
Mode:	802.11ax HE20 RU26 SP	Duty Cycle (%):	-
Modulation Coding Scheme:	MCS2x1	DCCF (dB):	-
Antenna Configuration:	MIMO CDD	Peak Antenna Gain (dBi):	-
Active Port(s):	A+B (Core 0 + Core 1)	Active Chain Id(s):	0+1

Test Frequency (MHz)	Unwanted Emissions Within the RLAN Band Margin (dB)			
	A	B	C	D
5955 (RU26.0)	14.14	14.66	-	-
6175 (RU26.0)	14.59	15.41	-	-
6415 (RU26.8)	14.23	15.30	-	-
6535 (RU26.0)	13.01	14.17	-	-
6695 (RU26.0)	13.35	14.18	-	-
6855 (RU26.8)	13.43	13.90	-	-

Table 314 - Unwanted Emissions Within the Band Results

Test Configuration			
Frequency Range:	5.925-6.425 GHz 6.525-6.875 GHz	Band:	U-NII-5 U-NII-7
Limit Clause(s):	15.407(b)(7)	Test Method(s):	KDB 987594 clause j

DUT Configuration			
Mode:	802.11ax HE20 RU52 SP	Duty Cycle (%):	-
Modulation Coding Scheme:	MCS2x1	DCCF (dB):	-
Antenna Configuration:	MIMO CDD	Peak Antenna Gain (dBi):	-
Active Port(s):	A+B (Core 0 + Core 1)	Active Chain Id(s):	0+1

Test Frequency (MHz)	Unwanted Emissions Within the RLAN Band Margin (dB)			
	A	B	C	D
5955 (RU52.37)	13.96	15.23	-	-
6175 (RU52.37)	14.49	15.46	-	-
6415 (RU52.40)	14.73	15.96	-	-
6535 (RU52.37)	13.52	13.72	-	-
6695 (RU52.37)	13.44	13.87	-	-
6855 (RU52.40)	13.46	14.22	-	-

Table 315 - Unwanted Emissions Within the Band Results

Test Configuration

Frequency Range:	5.925-6.425 GHz 6.525-6.875 GHz	Band:	U-NII-5 U-NII-7
Limit Clause(s):	15.407(b)(7)	Test Method(s):	KDB 987594 clause j

DUT Configuration			
Mode:	802.11ax HE20 RU106 SP	Duty Cycle (%):	-
Modulation Coding Scheme:	MCS2x1	DCCF (dB):	-
Antenna Configuration:	MIMO CDD	Peak Antenna Gain (dBi):	-
Active Port(s):	A+B (Core 0 + Core 1)	Active Chain Id(s):	0+1

Test Frequency (MHz)	Unwanted Emissions Within the RLAN Band Margin (dB)			
	A	B	C	D
5955 (RU106.53)	14.41	15.08	-	-
6175 (RU106.53)	14.54	15.26	-	-
6415 (RU106.54)	15.19	15.70	-	-
6535 (RU106.53)	13.94	14.45	-	-
6695 (RU106.53)	14.21	14.81	-	-
6855 (RU106.54)	13.71	14.48	-	-

Table 316 - Unwanted Emissions Within the Band Results

Test Configuration			
Frequency Range:	5.925-6.425 GHz	Band:	U-NII-5
Limit Clause(s):	15.407(b)(7)	Test Method(s):	KDB 987594 clause j

DUT Configuration			
Mode:	802.11ax HE40 SU VLP	Duty Cycle (%):	-
Modulation Coding Scheme:	MCS2x1	DCCF (dB):	-
Antenna Configuration:	MIMO CDD	Peak Antenna Gain (dBi):	-
Active Port(s):	A+B (Core 0 + Core 1)	Active Chain Id(s):	0+1

Test Frequency (MHz)	Unwanted Emissions Within the RLAN Band Margin (dB)			
	A	B	C	D
6285	10.43	12.30	-	-
6325	10.65	11.04	-	-
6405	10.47	10.99	-	-

Table 317 - Unwanted Emissions Within the Band Results

Test Configuration			
Frequency Range:	5.925-6.425 GHz 6.525-6.875 GHz	Band:	U-NII-5 U-NII-7
Limit Clause(s):	15.407(b)(7)	Test Method(s):	KDB 987594 clause j

DUT Configuration			
Mode:	802.11ax HE80 SU VLP	Duty Cycle (%):	-
Modulation Coding Scheme:	MCS2x1	DCCF (dB):	-
Antenna Configuration:	MIMO CDD	Peak Antenna Gain (dBi):	-
Active Port(s):	A+B (Core 0 + Core 1)	Active Chain Id(s):	0+1

Test Frequency (MHz)	Unwanted Emissions Within the RLAN Band Margin (dB)			
	A	B	C	D
6145	8.86	10.24	-	-
6305	8.60	8.41	-	-
6385	9.26	8.70	-	-
6625	9.99	8.47	-	-
6705	8.42	9.15	-	-
6785	9.59	8.93	-	-

Table 318 - Unwanted Emissions Within the Band Results

Test Configuration			
Frequency Range:	5.925-6.425 GHz 6.525-6.875 GHz	Band:	U-NII-5 U-NII-7
Limit Clause(s):	15.407(b)(7)	Test Method(s):	KDB 987594 clause j

DUT Configuration			
Mode:	802.11ax HE160 SU VLP	Duty Cycle (%):	-
Modulation Coding Scheme:	MCS2x1	DCCF (dB):	-
Antenna Configuration:	MIMO CDD	Peak Antenna Gain (dBi):	-
Active Port(s):	A+B (Core 0 + Core 1)	Active Chain Id(s):	0+1

Test Frequency (MHz)	Unwanted Emissions Within the RLAN Band Margin (dB)			
	A	B	C	D
6185	7.45	8.81	-	-
6345	7.65	7.30	-	-
6665	7.15	9.14	-	-

Table 319 - Unwanted Emissions Within the Band Results

MIMO SDM

MIMO SDM Protocol	Unwanted Emissions Within the RLAN Band	
	Margin (dB)	Frequency (MHz)
802.11ax HE20 SU LPI	16.06	7062.700
802.11ax HE40 SU LPI	9.46	6005.867
802.11ax HE80 SU LPI	8.81	5982.500
802.11ax HE160 SU LPI	8.36	6014.500
802.11ax HE20 RU26 LPI	15.71	7105.800
802.11ax HE20 RU52 LPI	15.59	7105.800
802.11ax HE20 RU106 LPI	9.07	6614.200

Table 320 - MIMO SDM Unwanted Emissions Within the RLAN Band Summary Results

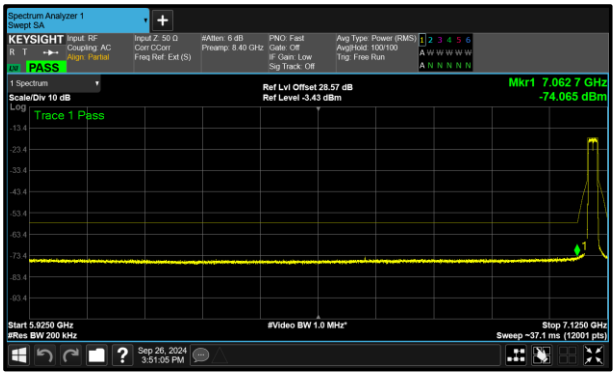

Figure 233 - B (Core 1) 802.11ax HE20 SU LPI 7095 MHz (CH229)

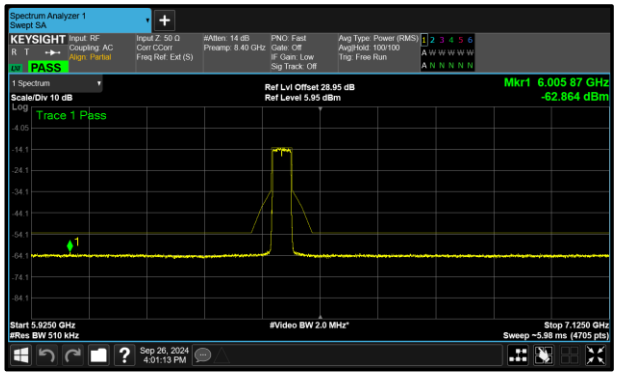

Figure 234 - A (Core 0) 802.11ax HE40 SU LPI 6445 MHz (CH99)

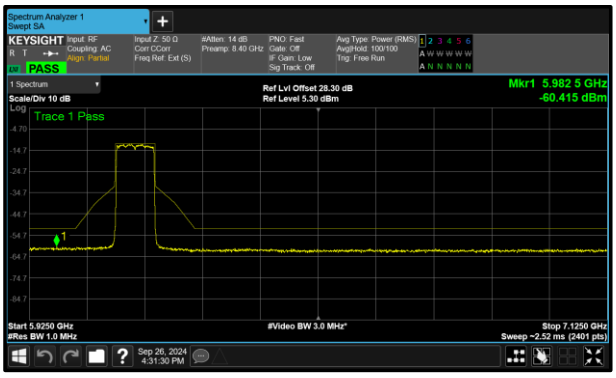

Figure 235 - A (Core 0) 802.11ax HE80 SU LPI 6145 MHz (CH39)

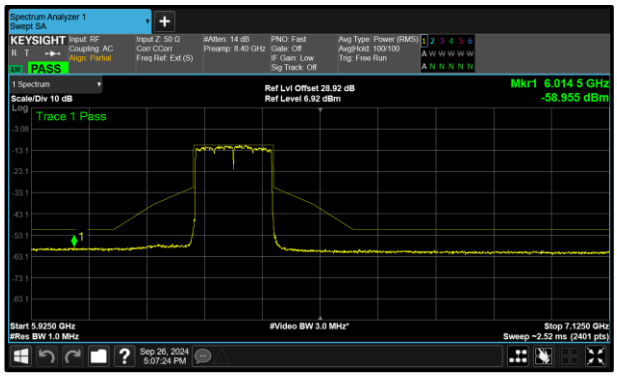

Figure 236 - A (Core 0) 802.11ax HE160 SU LPI 6345 MHz (CH79)

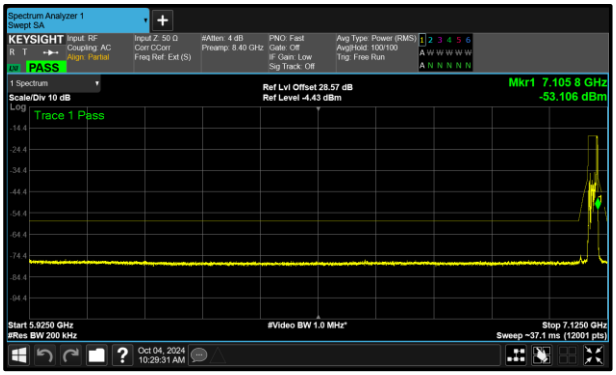

Figure 237 - B (Core 1) 802.11ax HE20 RU26 LPI 7095 MHz (CH229)

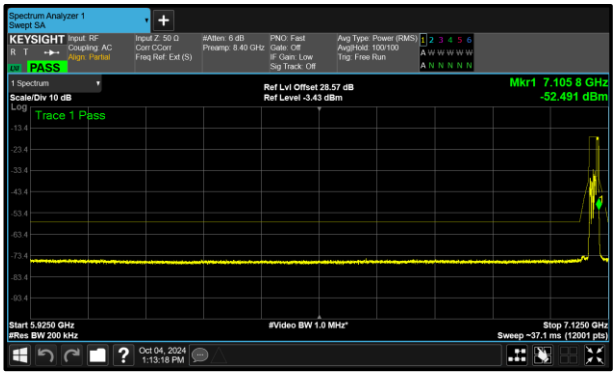

Figure 238 - B (Core 1) 802.11ax HE20 RU52 LPI 7095 MHz (CH229)

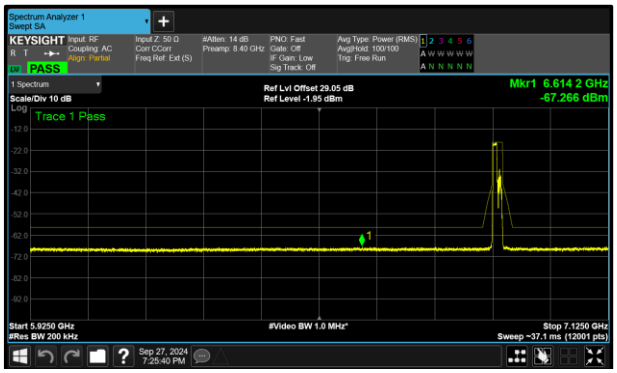

Figure 239 - A (Core 0) 802.11ax HE20 RU106 LPI 6895 MHz (CH189)

MIMO SDM Protocol	Unwanted Emissions Within the RLAN Band	
	Margin (dB)	Frequency (MHz)
802.11ax HE20 SU SP	14.83	6382.500
802.11ax HE40 SU SP	5.77	6602.296
802.11ax HE80 SU SP	5.08	6717.000
802.11ax HE160 SU SP	5.40	6092.500
802.11ax HE20 RU26 SP	16.32	6104.800
802.11ax HE20 RU52 SP	15.97	6191.700
802.11ax HE20 RU106 SP	16.35	6114.600

Table 321 - Unwanted Emissions Within the RLAN Band Summary Results

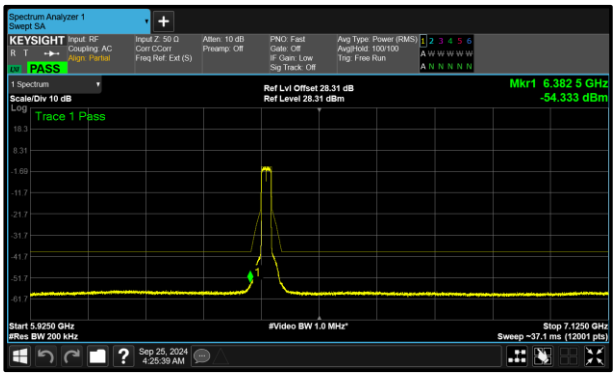

Figure 240 - B (Core 1) 802.11ax HE20 SU SP 6415 MHz (CH93)

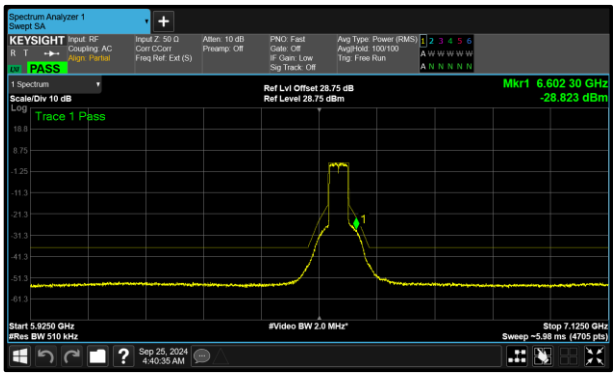

Figure 241 - B (Core 1) 802.11ax HE40 SU SP 6565 MHz (CH123)

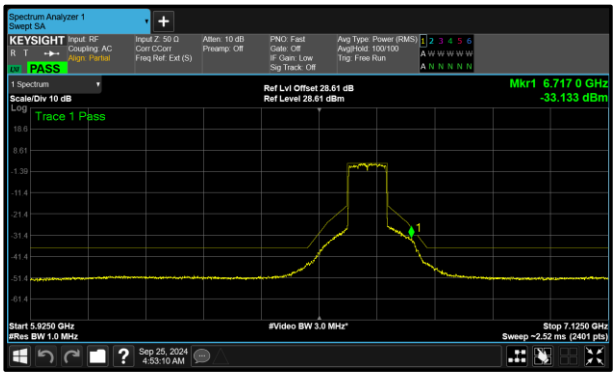

Figure 242 - B (Core 1) 802.11ax HE80 SU SP 6625 MHz (CH135)

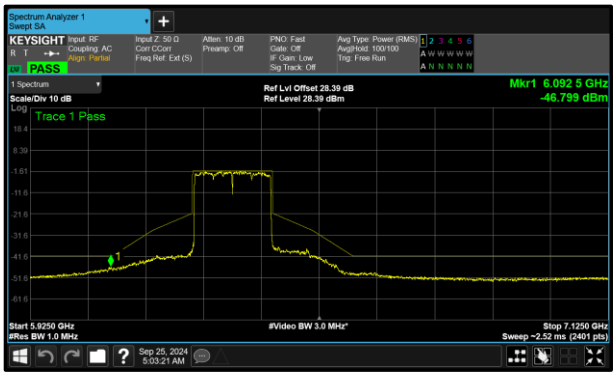

Figure 243 - B (Core 1) 802.11ax HE160 SU SP 6345 MHz (CH79)

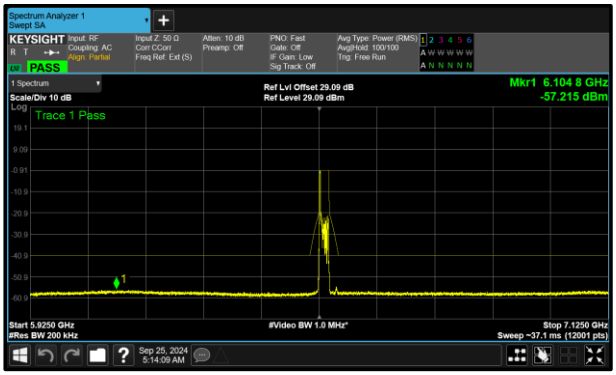

Figure 244 - A (Core 0) 802.11ax HE20 RU26 SP 6535 MHz (CH117)

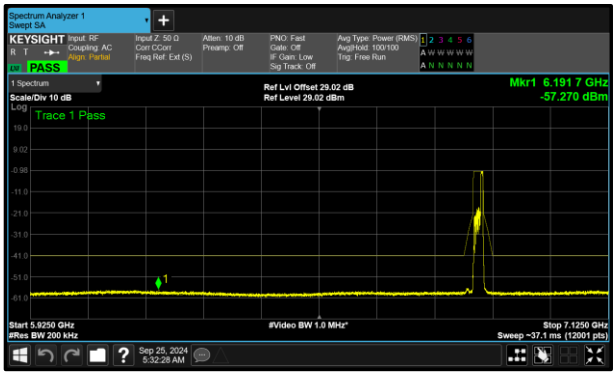

Figure 245 - A (Core 0) 802.11ax HE20 RU52 SP 6855 MHz (CH181)

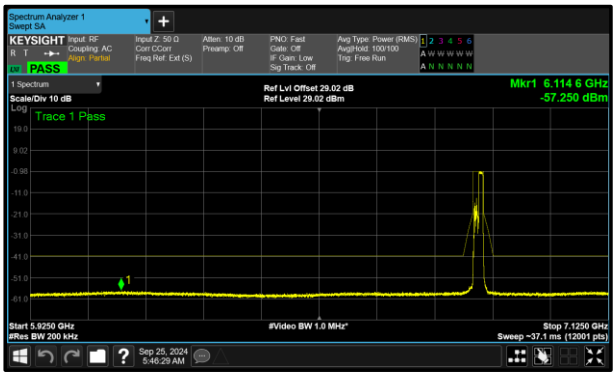

Figure 246 - A (Core 0) 802.11ax HE20 RU106 SP 6855 MHz (CH181)

MIMO SDM Protocol	Unwanted Emissions Within the RLAN Band	
	Margin (dB)	Frequency (MHz)
802.11ax HE20 SU VLP	15.83	5933.900
802.11ax HE40 SU VLP	9.66	5933.163
802.11ax HE80 SU VLP	8.42	5936.000
802.11ax HE160 SU VLP	8.20	5925.500

Table 322 - MIMO SDM Unwanted Emissions Within the RLAN Band Summary Results

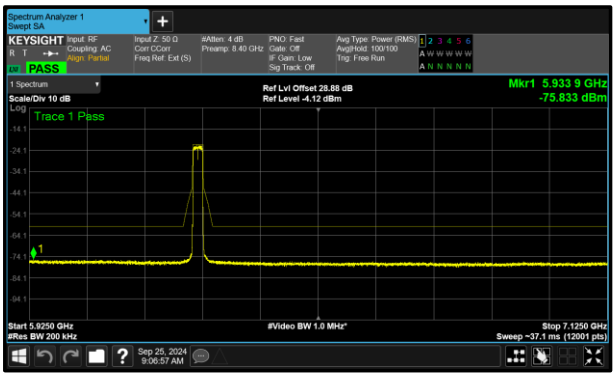

Figure 247 - A (Core 0) 802.11ax HE20 SU VLP 6275 MHz (CH65)

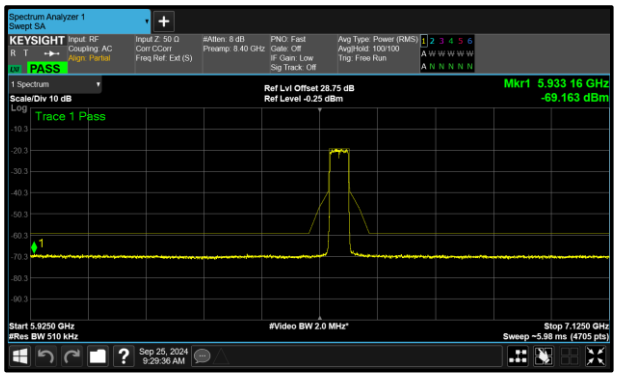

Figure 248 - B (Core 1) 802.11ax HE40 SU VLP 6565 MHz (CH123)

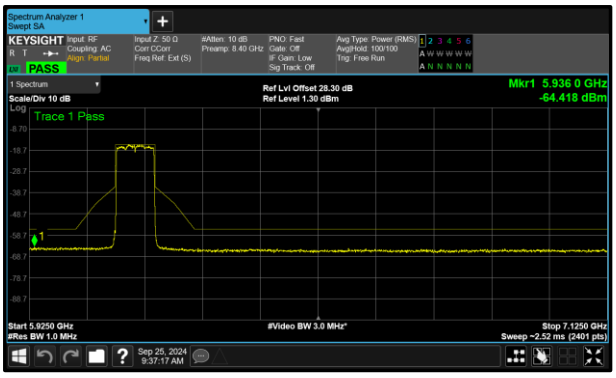

Figure 249 - A (Core 0) 802.11ax HE80 SU VLP 6145 MHz (CH39)

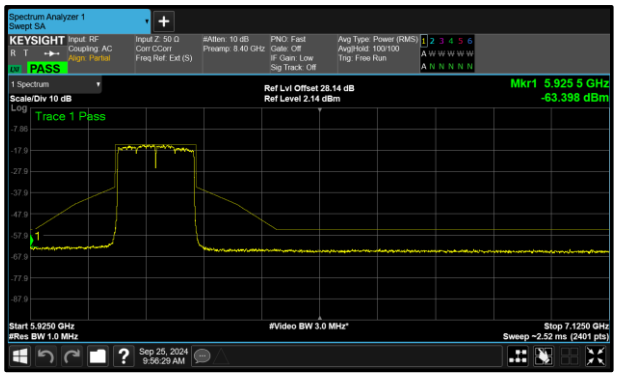

Figure 250 - B (Core 1) 802.11ax HE160 SU VLP 6185 MHz (CH47)

Test Configuration			
Frequency Range:	5.925-6.425 GHz 6.425-6.525 GHz 6.525-6.875 GHz 6.875-7.125 GHz	Band:	U-NII-5 U-NII-6 U-NII-7 U-NII-8
Limit Clause(s):	15.407(b)(7)	Test Method(s):	KDB 987594 clause j

DUT Configuration			
Mode:	802.11ax HE20 SU LPI	Duty Cycle (%):	-
Modulation Coding Scheme:	MCS2x2	DCCF (dB):	-
Antenna Configuration:	MIMO SDM	Peak Antenna Gain (dBi):	-
Active Port(s):	A+B (Core 0 + Core 1)	Active Chain Id(s):	0+1

Test Frequency (MHz)	Unwanted Emissions Within the RLAN Band Margin (dB)			
	A	B	C	D
5955	16.42	17.04	-	-
6175	16.51	17.63	-	-
6415	16.69	17.16	-	-
6435	16.41	17.96	-	-
6475	16.45	17.13	-	-
6515	16.49	16.43	-	-
6535	16.26	17.15	-	-
6695	16.91	16.42	-	-
6855	16.98	16.77	-	-
6875	16.22	16.75	-	-
6895	17.71	17.39	-	-
6995	17.63	17.59	-	-
7095	16.42	16.06	-	-

Table 323 - Unwanted Emissions Within the Band Results

Test Configuration			
Frequency Range:	5.925-6.425 GHz 6.425-6.525 GHz 6.525-6.875 GHz 6.875-7.125 GHz	Band:	U-NII-5 U-NII-6 U-NII-7 U-NII-8
Limit Clause(s):	15.407(b)(7)	Test Method(s):	KDB 987594 clause j

DUT Configuration			
Mode:	802.11ax HE40 SU LPI	Duty Cycle (%):	-
Modulation Coding Scheme:	MCS2x2	DCCF (dB):	-
Antenna Configuration:	MIMO SDM	Peak Antenna Gain (dBi):	-
Active Port(s):	A+B (Core 0 + Core 1)	Active Chain Id(s):	0+1

Test Frequency (MHz)	Unwanted Emissions Within the RLAN Band Margin (dB)			
	A	B	C	D
5965	12.19	11.03	-	-
6165	10.29	11.73	-	-
6405	11.36	10.64	-	-
6445	9.46	10.43	-	-
6485	11.09	10.56	-	-
6525	11.69	10.43	-	-
6565	10.09	10.13	-	-
6685	10.20	10.22	-	-
6845	11.33	10.13	-	-
6885	10.05	10.55	-	-
6925	11.15	11.28	-	-
7005	11.26	11.72	-	-
7085	11.42	10.63	-	-

Table 324 - Unwanted Emissions Within the Band Results

Test Configuration			
Frequency Range:	5.925-6.425 GHz 6.425-6.525 GHz 6.525-6.875 GHz 6.875-7.125 GHz	Band:	U-NII-5 U-NII-6 U-NII-7 U-NII-8
Limit Clause(s):	15.407(b)(7)	Test Method(s):	KDB 987594 clause j

DUT Configuration			
Mode:	802.11ax HE80 SU LPI	Duty Cycle (%):	-
Modulation Coding Scheme:	MCS2x2	DCCF (dB):	-
Antenna Configuration:	MIMO SDM	Peak Antenna Gain (dBi):	-
Active Port(s):	A+B (Core 0 + Core 1)	Active Chain Id(s):	0+1

Test Frequency (MHz)	Unwanted Emissions Within the RLAN Band Margin (dB)			
	A	B	C	D
5985	10.61	9.81	-	-
6145	8.81	9.38	-	-
6385	10.79	9.94	-	-
6465	9.05	10.44	-	-
6545	9.54	9.66	-	-
6625	9.60	9.95	-	-
6705	9.84	9.02	-	-
6785	10.04	8.92	-	-
6865	9.42	10.40	-	-
6945	10.85	9.45	-	-
7025	9.45	9.86	-	-

Table 325 - Unwanted Emissions Within the Band Results

Test Configuration			
Frequency Range:	5.925-6.425 GHz 6.425-6.525 GHz 6.525-6.875 GHz 6.875-7.125 GHz	Band:	U-NII-5 U-NII-6 U-NII-7 U-NII-8
Limit Clause(s):	15.407(b)(7)	Test Method(s):	KDB 987594 clause j

DUT Configuration			
Mode:	802.11ax HE160 SU LPI	Duty Cycle (%):	-
Modulation Coding Scheme:	MCS2x2	DCCF (dB):	-
Antenna Configuration:	MIMO SDM	Peak Antenna Gain (dBi):	-
Active Port(s):	A+B (Core 0 + Core 1)	Active Chain Id(s):	0+1

Test Frequency (MHz)	Unwanted Emissions Within the RLAN Band Margin (dB)			
	A	B	C	D
6025	9.17	9.84	-	-
6185	8.56	9.80	-	-
6345	8.36	9.12	-	-
6505	9.25	9.83	-	-
6665	10.10	8.92	-	-
6825	9.38	8.71	-	-
6985	9.35	9.64	-	-

Table 326 - Unwanted Emissions Within the Band Results

Test Configuration			
Frequency Range:	5.925-6.425 GHz 6.425-6.525 GHz 6.525-6.875 GHz 6.875-7.125 GHz	Band:	U-NII-5 U-NII-6 U-NII-7 U-NII-8
Limit Clause(s):	15.407(b)(7)	Test Method(s):	KDB 987594 clause j

DUT Configuration			
Mode:	802.11ax HE20 RU26 LPI	Duty Cycle (%):	-
Modulation Coding Scheme:	MCS2x2	DCCF (dB):	-
Antenna Configuration:	MIMO SDM	Peak Antenna Gain (dBi):	-
Active Port(s):	A+B (Core 0 + Core 1)	Active Chain Id(s):	0+1

Test Frequency (MHz)	Unwanted Emissions Within the RLAN Band Margin (dB)			
	A	B	C	D
5955 (RU26.0)	16.90	17.00	-	-
6175 (RU26.0)	17.84	17.66	-	-
6415 (RU26.8)	18.46	17.55	-	-
6435 (RU26.0)	19.26	16.71	-	-
6475 (RU26.0)	17.80	18.53	-	-
6515 (RU26.8)	18.40	17.46	-	-
6535 (RU26.0)	16.76	17.36	-	-
6695 (RU26.0)	17.28	16.60	-	-
6855 (RU26.8)	16.23	16.04	-	-
6875 (RU26.3)	16.43	16.35	-	-
6875 (RU26.5)	16.85	16.28	-	-
6895 (RU26.0)	17.97	17.53	-	-
6995 (RU26.0)	18.92	16.91	-	-
7095 (RU26.8)	18.64	15.71	-	-

Table 327 - Unwanted Emissions Within the Band Results

Test Configuration			
Frequency Range:	5.925-6.425 GHz 6.425-6.525 GHz 6.525-6.875 GHz 6.875-7.125 GHz	Band:	U-NII-5 U-NII-6 U-NII-7 U-NII-8
Limit Clause(s):	15.407(b)(7)	Test Method(s):	KDB 987594 clause j

DUT Configuration			
Mode:	802.11ax HE20 RU52 LPI	Duty Cycle (%):	-
Modulation Coding Scheme:	MCS2x2	DCCF (dB):	-
Antenna Configuration:	MIMO SDM	Peak Antenna Gain (dBi):	-
Active Port(s):	A+B (Core 0 + Core 1)	Active Chain Id(s):	0+1

Test Frequency (MHz)	Unwanted Emissions Within the RLAN Band Margin (dB)			
	A	B	C	D
5955 (RU52.37)	17.53	18.35	-	-
6175 (RU52.37)	17.42	18.79	-	-
6415 (RU52.40)	16.82	15.65	-	-
6435 (RU52.37)	18.49	16.63	-	-
6475 (RU52.37)	18.31	17.63	-	-
6515 (RU52.40)	17.80	16.36	-	-
6535 (RU52.37)	17.53	17.87	-	-
6695 (RU52.37)	18.11	17.54	-	-
6855 (RU52.40)	17.47	16.11	-	-
6875 (RU52.38)	17.58	16.55	-	-
6875 (RU52.39)	16.86	16.50	-	-
6895 (RU52.37)	18.30	17.57	-	-
6995 (RU52.37)	19.22	17.38	-	-
7095 (RU52.40)	19.19	15.59	-	-

Table 328 - Unwanted Emissions Within the Band Results

Test Configuration			
Frequency Range:	5.925-6.425 GHz 6.425-6.525 GHz 6.525-6.875 GHz 6.875-7.125 GHz	Band:	U-NII-5 U-NII-6 U-NII-7 U-NII-8
Limit Clause(s):	15.407(b)(7)	Test Method(s):	KDB 987594 clause j

DUT Configuration			
Mode:	802.11ax HE20 RU106 LPI	Duty Cycle (%):	-
Modulation Coding Scheme:	MCS2x2	DCCF (dB):	-
Antenna Configuration:	MIMO SDM	Peak Antenna Gain (dBi):	-
Active Port(s):	A+B (Core 0 + Core 1)	Active Chain Id(s):	0+1

Test Frequency (MHz)	Unwanted Emissions Within the RLAN Band Margin (dB)			
	A	B	C	D
5955 (RU106.53)	17.04	18.01	-	-
6175 (RU106.53)	16.76	18.24	-	-
6415 (RU106.54)	11.58	12.62	-	-
6435 (RU106.53)	11.18	9.64	-	-
6475 (RU106.53)	10.86	11.48	-	-
6515 (RU106.54)	10.49	11.50	-	-
6535 (RU106.53)	16.79	17.23	-	-
6695 (RU106.53)	16.94	16.53	-	-
6855 (RU106.54)	17.03	16.29	-	-
6875 (RU106.53)	16.55	16.89	-	-
6875 (RU106.54)	16.77	16.76	-	-
6895 (RU106.53)	9.07	10.53	-	-
6995 (RU106.53)	9.84	10.41	-	-
7095 (RU106.54)	10.33	11.11	-	-

Table 329 - Unwanted Emissions Within the Band Results

Test Configuration			
Frequency Range:	5.925-6.425 GHz 6.525-6.875 GHz	Band:	U-NII-5 U-NII-7
Limit Clause(s):	15.407(b)(7)	Test Method(s):	KDB 987594 clause j

DUT Configuration			
Mode:	802.11ax HE20 SU SP	Duty Cycle (%):	-
Modulation Coding Scheme:	MCS2x2	DCCF (dB):	-
Antenna Configuration:	MIMO SDM	Peak Antenna Gain (dBi):	-
Active Port(s):	A+B (Core 0 + Core 1)	Active Chain Id(s):	0+1

Test Frequency (MHz)	Unwanted Emissions Within the RLAN Band Margin (dB)			
	A	B	C	D
5955	17.38	17.24	-	-
6175	16.19	16.05	-	-
6415	15.73	14.83	-	-
6535	16.28	16.44	-	-
6695	16.37	16.18	-	-
6855	15.87	15.49	-	-

Table 330 - Unwanted Emissions Within the Band Results

Test Configuration			
Frequency Range:	5.925-6.425 GHz 6.525-6.875 GHz	Band:	U-NII-5 U-NII-7
Limit Clause(s):	15.407(b)(7)	Test Method(s):	KDB 987594 clause j

DUT Configuration			
Mode:	802.11ax HE40 SU SP	Duty Cycle (%):	-
Modulation Coding Scheme:	MCS2x2	DCCF (dB):	-
Antenna Configuration:	MIMO SDM	Peak Antenna Gain (dBi):	-
Active Port(s):	A+B (Core 0 + Core 1)	Active Chain Id(s):	0+1

Test Frequency (MHz)	Unwanted Emissions Within the RLAN Band Margin (dB)			
	A	B	C	D
5965	13.66	13.52	-	-
6165	10.49	10.01	-	-
6405	8.37	6.04	-	-
6565	8.97	5.77	-	-
6685	9.94	8.22	-	-
6845	10.93	8.71	-	-

Table 331 - Unwanted Emissions Within the Band Results

Test Configuration			
Frequency Range:	5.925-6.425 GHz 6.525-6.875 GHz	Band:	U-NII-5 U-NII-7
Limit Clause(s):	15.407(b)(7)	Test Method(s):	KDB 987594 clause j

DUT Configuration			
Mode:	802.11ax HE80 SU SP	Duty Cycle (%):	-
Modulation Coding Scheme:	MCS2x2	DCCF (dB):	-
Antenna Configuration:	MIMO SDM	Peak Antenna Gain (dBi):	-
Active Port(s):	A+B (Core 0 + Core 1)	Active Chain Id(s):	0+1

Test Frequency (MHz)	Unwanted Emissions Within the RLAN Band Margin (dB)			
	A	B	C	D
5985	11.39	11.09	-	-
6145	8.92	7.90	-	-
6385	6.71	6.30	-	-
6625	8.24	5.08	-	-
6705	8.43	6.37	-	-
6785	7.72	6.02	-	-

Table 332 - Unwanted Emissions Within the Band Results

Test Configuration			
Frequency Range:	5.925-6.425 GHz 6.525-6.875 GHz	Band:	U-NII-5 U-NII-7
Limit Clause(s):	15.407(b)(7)	Test Method(s):	KDB 987594 clause j

DUT Configuration			
Mode:	802.11ax HE160 SU SP	Duty Cycle (%):	-
Modulation Coding Scheme:	MCS2x2	DCCF (dB):	-
Antenna Configuration:	MIMO SDM	Peak Antenna Gain (dBi):	-
Active Port(s):	A+B (Core 0 + Core 1)	Active Chain Id(s):	0+1

Test Frequency (MHz)	Unwanted Emissions Within the RLAN Band Margin (dB)			
	A	B	C	D
6025	9.73	10.25	-	-
6185	7.09	7.68	-	-
6345	5.77	5.40	-	-
6665	7.68	7.60	-	-

Table 333 - Unwanted Emissions Within the Band Results

Test Configuration			
Frequency Range:	5.925-6.425 GHz 6.525-6.875 GHz	Band:	U-NII-5 U-NII-7
Limit Clause(s):	15.407(b)(7)	Test Method(s):	KDB 987594 clause j

DUT Configuration			
Mode:	802.11ax HE20 RU26 SP	Duty Cycle (%):	-
Modulation Coding Scheme:	MCS2x2	DCCF (dB):	-
Antenna Configuration:	MIMO SDM	Peak Antenna Gain (dBi):	-
Active Port(s):	A+B (Core 0 + Core 1)	Active Chain Id(s):	0+1

Test Frequency (MHz)	Unwanted Emissions Within the RLAN Band Margin (dB)			
	A	B	C	D
5955 (RU26.0)	17.20	17.67	-	-
6175 (RU26.0)	17.46	18.63	-	-
6415 (RU26.8)	16.80	16.60	-	-
6535 (RU26.0)	16.32	16.83	-	-
6695 (RU26.0)	16.42	17.33	-	-
6855 (RU26.8)	16.85	17.39	-	-

Table 334 - Unwanted Emissions Within the Band Results

Test Configuration			
Frequency Range:	5.925-6.425 GHz 6.525-6.875 GHz	Band:	U-NII-5 U-NII-7
Limit Clause(s):	15.407(b)(7)	Test Method(s):	KDB 987594 clause j

DUT Configuration			
Mode:	802.11ax HE20 RU52 SP	Duty Cycle (%):	-
Modulation Coding Scheme:	MCS2x2	DCCF (dB):	-
Antenna Configuration:	MIMO SDM	Peak Antenna Gain (dBi):	-
Active Port(s):	A+B (Core 0 + Core 1)	Active Chain Id(s):	0+1

Test Frequency (MHz)	Unwanted Emissions Within the RLAN Band Margin (dB)			
	A	B	C	D
5955 (RU52.37)	16.85	17.64	-	-
6175 (RU52.37)	16.77	16.42	-	-
6415 (RU52.40)	17.46	16.40	-	-
6535 (RU52.37)	16.74	16.94	-	-
6695 (RU52.37)	16.25	17.12	-	-
6855 (RU52.40)	15.97	17.40	-	-

Table 335 - Unwanted Emissions Within the Band Results

Test Configuration			
Frequency Range:	5.925-6.425 GHz 6.525-6.875 GHz	Band:	U-NII-5 U-NII-7
Limit Clause(s):	15.407(b)(7)	Test Method(s):	KDB 987594 clause j

DUT Configuration			
Mode:	802.11ax HE20 RU106 SP	Duty Cycle (%):	-
Modulation Coding Scheme:	MCS2x2	DCCF (dB):	-
Antenna Configuration:	MIMO SDM	Peak Antenna Gain (dBi):	-
Active Port(s):	A+B (Core 0 + Core 1)	Active Chain Id(s):	0+1

Test Frequency (MHz)	Unwanted Emissions Within the RLAN Band Margin (dB)			
	A	B	C	D
5955 (RU106.53)	17.59	17.92	-	-
6175 (RU106.53)	17.22	17.69	-	-
6415 (RU106.54)	17.42	18.64	-	-
6535 (RU106.53)	16.42	16.93	-	-
6695 (RU106.53)	16.91	17.52	-	-
6855 (RU106.54)	16.35	17.39	-	-

Table 336 - Unwanted Emissions Within the Band Results

Test Configuration			
Frequency Range:	5.925-6.425 GHz	Band:	U-NII-5
Limit Clause(s):	15.407(b)(7)	Test Method(s):	KDB 987594 clause j

DUT Configuration			
Mode:	802.11ax HE20 SU VLP	Duty Cycle (%):	-
Modulation Coding Scheme:	MCS2x2	DCCF (dB):	-
Antenna Configuration:	MIMO SDM	Peak Antenna Gain (dBi):	-
Active Port(s):	A+B (Core 0 + Core 1)	Active Chain Id(s):	0+1

Test Frequency (MHz)	Unwanted Emissions Within the RLAN Band Margin (dB)			
	A	B	C	D
6275	15.83	16.00	-	-
6335	16.01	16.28	-	-
6415	15.90	16.37	-	-

Table 337 - Unwanted Emissions Within the Band Results

Test Configuration			
Frequency Range:	5.925-6.425 GHz 6.525-6.875 GHz	Band:	U-NII-5 U-NII-7
Limit Clause(s):	15.407(b)(7)	Test Method(s):	KDB 987594 clause j

DUT Configuration			
Mode:	802.11ax HE40 SU VLP	Duty Cycle (%):	-
Modulation Coding Scheme:	MCS2x2	DCCF (dB):	-
Antenna Configuration:	MIMO SDM	Peak Antenna Gain (dBi):	-
Active Port(s):	A+B (Core 0 + Core 1)	Active Chain Id(s):	0+1

Test Frequency (MHz)	Unwanted Emissions Within the RLAN Band Margin (dB)			
	A	B	C	D
6125	11.78	10.64	-	-
6285	9.91	9.97	-	-
6405	10.80	11.22	-	-
6565	10.50	9.66	-	-
6685	10.36	10.73	-	-
6845	11.71	11.77	-	-

Table 338 - Unwanted Emissions Within the Band Results

Test Configuration			
Frequency Range:	5.925-6.425 GHz 6.525-6.875 GHz	Band:	U-NII-5 U-NII-7
Limit Clause(s):	15.407(b)(7)	Test Method(s):	KDB 987594 clause j

DUT Configuration			
Mode:	802.11ax HE80 SU VLP	Duty Cycle (%):	-
Modulation Coding Scheme:	MCS2x2	DCCF (dB):	-
Antenna Configuration:	MIMO SDM	Peak Antenna Gain (dBi):	-
Active Port(s):	A+B (Core 0 + Core 1)	Active Chain Id(s):	0+1

Test Frequency (MHz)	Unwanted Emissions Within the RLAN Band Margin (dB)			
	A	B	C	D
6145	8.42	9.70	-	-
6305	9.60	8.76	-	-
6385	8.52	9.58	-	-
6625	8.81	9.58	-	-
6705	9.54	8.60	-	-
6785	9.23	10.19	-	-

Table 339 - Unwanted Emissions Within the Band Results

Test Configuration			
Frequency Range:	5.925-6.425 GHz 6.525-6.875 GHz	Band:	U-NII-5 U-NII-7
Limit Clause(s):	15.407(b)(7)	Test Method(s):	KDB 987594 clause j

DUT Configuration			
Mode:	802.11ax HE160 SU VLP	Duty Cycle (%):	-
Modulation Coding Scheme:	MCS2x2	DCCF (dB):	-
Antenna Configuration:	MIMO SDM	Peak Antenna Gain (dBi):	-
Active Port(s):	A+B (Core 0 + Core 1)	Active Chain Id(s):	0+1

Test Frequency (MHz)	Unwanted Emissions Within the RLAN Band Margin (dB)			
	A	B	C	D
6185	8.88	8.20	-	-
6345	8.26	8.45	-	-
6665	8.94	9.60	-	-

Table 340 - Unwanted Emissions Within the Band Results

TxBF

Protocol	Unwanted Emissions Within the RLAN Band	
	Margin (dB)	Frequency (MHz)
802.11ax HE40 SU LPI	9.15	5962.245
802.11ax HE80 SU LPI	7.82	6373.000

Table 341 - Unwanted Emissions Within the RLAN Band Summary Results

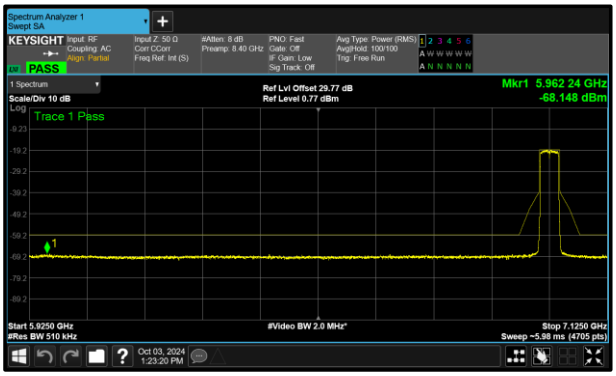

Figure 251 - B (Core 1) 802.11ax HE40 SU LPI 7005 MHz (CH211)

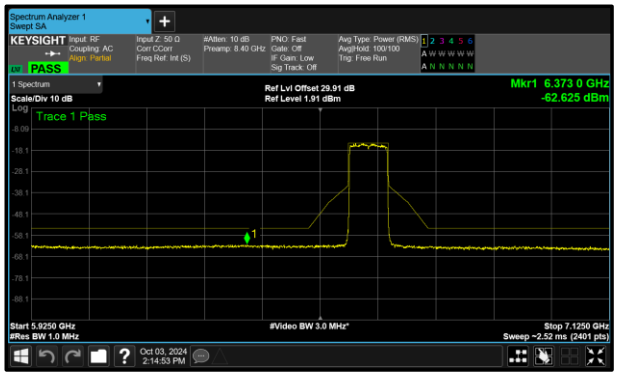

Figure 252 - A (Core 0) 802.11ax HE80 SU LPI 6625 MHz (CH135)

Test Configuration			
Frequency Range:	5.925-6.425 GHz 6.425-6.525 GHz 6.875-7.125 GHz	Band:	U-NII-5 U-NII-6 U-NII-8
Limit Clause(s):	15.407 (b)(7)	Test Method(s):	KDB 987594 clause j

DUT Configuration			
Mode:	802.11ax HE40 SU LPI	Duty Cycle (%):	-
Modulation Coding Scheme:	MCS2x1	DCCF (dB):	-
Antenna Configuration:	TxBF	Peak Antenna Gain (dBi):	-
Active Port(s):	A+B (Core 0 + Core 1)	Active Chain Id(s):	0+1

Test Frequency (MHz)	Unwanted Emissions Within the RLAN Band Margin (dB)			
	A	B	C	D
6285	10.71	10.68	-	-
6365	11.16	9.57	-	-
6405	9.84	11.03	-	-
6445	9.72	9.15	-	-
6485	9.45	9.55	-	-
6925	10.48	9.40	-	-
7005	11.17	9.15	-	-
7085	10.86	9.76	-	-

Table 342 - Unwanted Emissions Within the Band Results

Test Configuration			
Frequency Range:	5.925-6.425 GHz 6.425-6.525 GHz 6.525-6.875 GHz 6.875-7.125 GHz	Band:	U-NII-5 U-NII-6 U-NII-7 U-NII-8
Limit Clause(s):	15.407 (b)(7)	Test Method(s):	KDB 987594 clause j

DUT Configuration			
Mode:	802.11ax HE80 SU LPI	Duty Cycle (%):	-
Modulation Coding Scheme:	MCS2x1	DCCF (dB):	-
Antenna Configuration:	TxBF	Peak Antenna Gain (dBi):	-
Active Port(s):	A+B (Core 0 + Core 1)	Active Chain Id(s):	0+1

Test Frequency (MHz)	Unwanted Emissions Within the RLAN Band Margin (dB)			
	A	B	C	D
5985	10.07	9.09	-	-
6145	9.63	8.70	-	-
6385	8.68	9.02	-	-
6465	8.65	9.32	-	-
6545	9.61	8.15	-	-
6625	7.82	9.57	-	-
6705	9.22	9.61	-	-
6785	9.21	9.29	-	-
6865	9.46	9.70	-	-
6945	9.25	10.67	-	-
7025	9.15	10.08	-	-

Table 343 - Unwanted Emissions Within the Band Results

Protocol	Unwanted Emissions Within the RLAN Band	
	Margin (dB)	Frequency (MHz)
802.11ax HE20 SU SP	12.07	7105.700
802.11ax HE40 SU SP	11.88	6341.582
802.11ax HE80 SU SP	8.62	6225.500

Table 344 - Unwanted Emissions Within the RLAN Band Summary Results

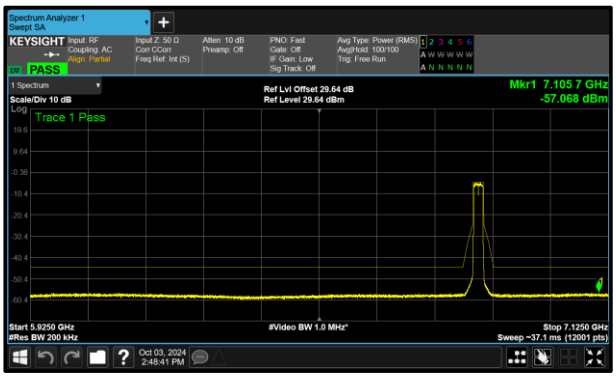

Figure 253 - B (Core 1) 802.11ax HE20 SU SP 6855 MHz (CH181)

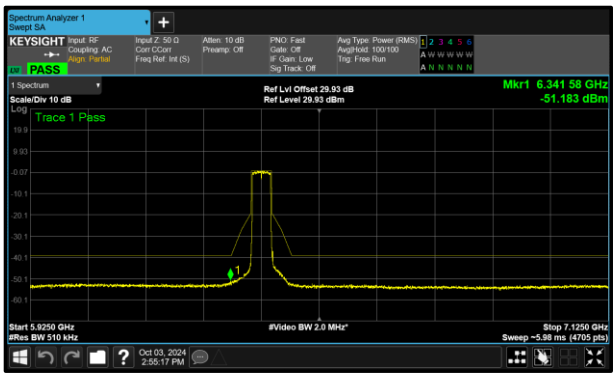

Figure 254 - A (Core 0) 802.11ax HE40 SU SP 6405 MHz (CH91)

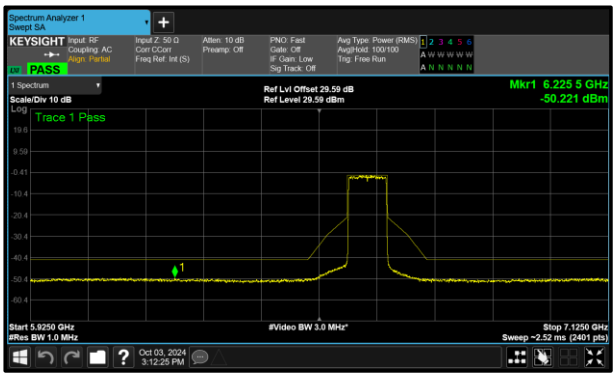

Figure 255 - B (Core 1) 802.11ax HE80 SU SP 6625 MHz (CH135)

Test Configuration			
Frequency Range:	5.925-6.425 GHz 6.525-6.875 GHz	Band:	U-NII-5 U-NII-7
Limit Clause(s):	15.407 (b)(7)	Test Method(s):	KDB 987594 clause j

DUT Configuration			
Mode:	802.11ax HE20 SU SP	Duty Cycle (%):	-
Modulation Coding Scheme:	MCS2x1	DCCF (dB):	-
Antenna Configuration:	TxBF	Peak Antenna Gain (dBi):	-
Active Port(s):	A+B (Core 0 + Core 1)	Active Chain Id(s):	0+1

Test Frequency (MHz)	Unwanted Emissions Within the RLAN Band Margin (dB)			
	A	B	C	D
5955	13.27	13.26	-	-
6175	13.19	13.17	-	-
6415	14.20	14.05	-	-
6535	12.36	12.96	-	-
6695	12.74	12.85	-	-
6855	12.17	12.07	-	-

Table 345 - Unwanted Emissions Within the Band Results

Test Configuration			
Frequency Range:	5.925-6.425 GHz 6.525-6.875 GHz	Band:	U-NII-5 U-NII-7
Limit Clause(s):	15.407 (b)(7)	Test Method(s):	KDB 987594 clause j

DUT Configuration			
Mode:	802.11ax HE40 SU SP	Duty Cycle (%):	-
Modulation Coding Scheme:	MCS2x1	DCCF (dB):	-
Antenna Configuration:	TxBF	Peak Antenna Gain (dBi):	-
Active Port(s):	A+B (Core 0 + Core 1)	Active Chain Id(s):	0+1

Test Frequency (MHz)	Unwanted Emissions Within the RLAN Band Margin (dB)			
	A	B	C	D
5965	12.55	13.09	-	-
6165	12.44	12.88	-	-
6405	11.88	12.30	-	-
6565	12.15	12.66	-	-
6685	12.35	12.33	-	-
6845	12.61	12.14	-	-

Table 346 - Unwanted Emissions Within the Band Results

Test Configuration			
Frequency Range:	5.925-6.425 GHz 6.525-6.875 GHz	Band:	U-NII-5 U-NII-7
Limit Clause(s):	15.407 (b)(7)	Test Method(s):	KDB 987594 clause j

DUT Configuration			
Mode:	802.11ax HE80 SU SP	Duty Cycle (%):	-
Modulation Coding Scheme:	MCS2x1	DCCF (dB):	-
Antenna Configuration:	TxBF	Peak Antenna Gain (dBi):	-
Active Port(s):	A+B (Core 0 + Core 1)	Active Chain Id(s):	0+1

Test Frequency (MHz)	Unwanted Emissions Within the RLAN Band Margin (dB)			
	A	B	C	D
5985	9.52	9.79	-	-
6145	9.38	10.08	-	-
6385	9.48	9.51	-	-
6625	8.94	8.62	-	-
6705	9.36	9.72	-	-
6785	9.24	9.27	-	-

Table 347 - Unwanted Emissions Within the Band Results

FCC 47 CFR Part 15, Limit Clause 15.407(b)(6)

For transmitters operating within the 5.925-7.125 GHz bands:

Power spectral density must be suppressed by 20 dB at 1 MHz outside of channel edge, by 28 dB at one channel bandwidth from the channel centre, and by 40 dB at one- and one-half times the channel bandwidth away from channel centre. At frequencies between one megahertz outside an unlicensed device's channel edge and one channel bandwidth from the centre of the channel, the limits must be linearly interpolated between 20 dB and 28 dB suppression, and at frequencies between one and one- and one half times an unlicensed device's channel bandwidth, the limits must be linearly interpolated between 28 dB and 40 dB suppression. Emissions removed from the channel centre by more than one- and one-half times the channel bandwidth must be suppressed by at least 40 dB.

2.8.7 Test Location and Test Equipment Used

This test was carried out in RF Chamber 18 and SAR Chamber 2.

Instrument	Manufacturer	Type No.	TE No.	Calibration Period (months)	Calibration Expiry Date
Digital Multimeter	Fluke	79 Series III	0411	12	12-Jan-2025
Hygrometer	Rotronic	Hygropalm 0	3028	12	12-Aug-2025
Hygrometer	Rotronic	I-1000	3068	12	07-Nov-2024
1800-6000 MHz Power Splitter	Mini-Circuits	ZN2PD-63-S+	4055	-	O/P Mon
1 MHz / 10 MHz reference	Quartzlock	E10-X	4973	12	03-Sep-2025
AC Programmable Power Supply	iTech	IT7324	5225	-	O/P Mon
AC Programmable Power Supply	iTech	IT7324	5226	-	O/P Mon
Attenuator 5W 30dB DC-18GHz	Aaren	AT40A-4041-D18-30	5505	12	22-Feb-2025
MXA Signal Analyser	Keysight Technologies	N9020B	5528	24	18-Sep-2025
MXA Signal Analyser	Keysight Technologies	N9020B	5529	24	13-Dec-2024
2-Way Power Divider (2-8 GHz)	Aaren	AT30A-TE0208-2-AF	5685	12	02-Jan-2025
Digital Multimeter	Fluke	115	6145	12	06-Jun-2025
Cable (SMA to SMA 1m)	Junkosha	MWX221/B	6305	12	20-May-2025
Cable (SMA to SMA 3m)	Junkosha	MWX221-03000AMSAMS/A	6317	12	23-May-2025
Signal Conditioning Unit	TUV SUD	SPECTRUM_SCU001	6350	12	02-Aug-2025
Signal Conditioning Unit	TUV SUD	SPECTRUM_SCU001	6426	12	07-Feb-2025
Directional Coupler 2-8GHz	RF-Lambda	RFDC2G8G10	6447	-	O/P Mon
Directional Coupler 2-8GHz	RF-Lambda	RFDC2G8G10	6448	-	O/P Mon
SCU Cable Assembly	TUV SUD	SPECTRUM_SCU_CA	6638	12	02-Aug-2025
SCU Cable Assembly	TUV SUD	SPECTRUM_SCU_CA	6639	12	02-Aug-2025
WiFi 6E Tri-Band Gaming Router	Asus	GT-AXE110000	6694	-	TU
SCU Cable Assembly	TUV SUD	SPECTRUM_SCU_CA	6752	12	06-Feb-2025
SCU Cable Assembly	TUV SUD	SPECTRUM_SCU_CA	6753	12	06-Feb-2025

Table 348

TU - Traceability Unscheduled
O/P Mon - Output Monitored using calibrated equipment

2.9 Contention Based Protocol

2.9.1 Specification Reference

FCC 47 CFR Part 15E, Clause 15.407 (d)(6)

2.9.2 Equipment Under Test and Modification State

A3403, S/N: C57342PMXW - Modification State 0

2.9.3 Date of Test

26-September-2024

2.9.4 Test Method

This test was performed in accordance with KDB 987594 D02, clause I.

The AWGN signal level was initially set at a level much less than the required threshold level (<< -62 dBm) it was verified at this point that transmissions from the device under test (DUT) were present. The signal level was gradually increased until it was observed that the DUT continuously ceased transmissions with the AWGN signal present, i.e. no partial transmissions other than short control signalling transmissions.

The AWGN Signal level recorded is the level in to the DUT's receiver, corrected for all cable losses. The minimum antenna gain value was then used to correct the level as described in KDB 987594 D04.

Timing plots showing verification that transmissions from the DUT responded to the interferer have been included in the test results below.

2.9.5 Test Setup Diagram

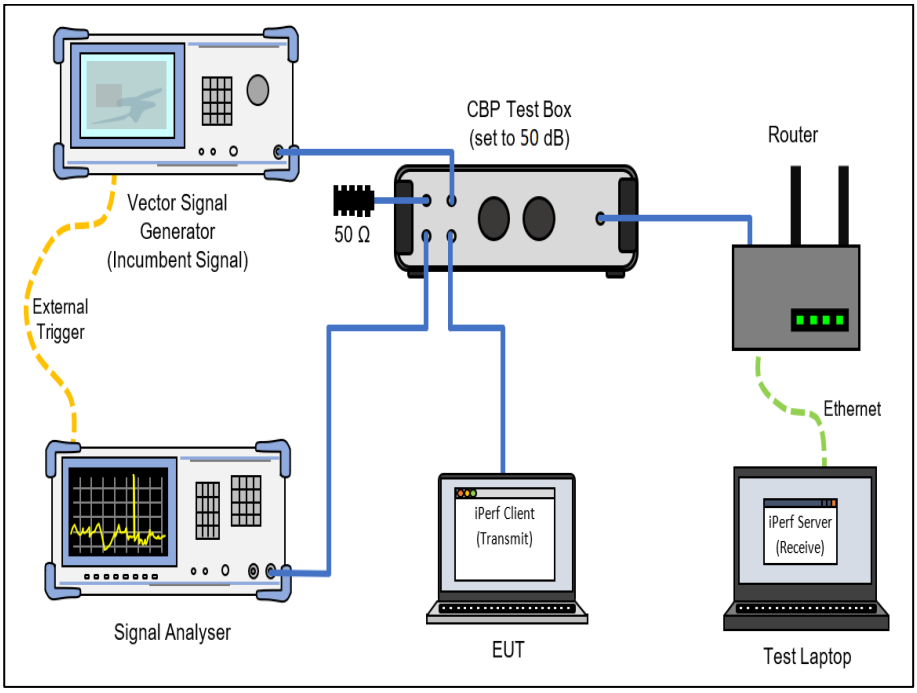

Figure 256 - Test Equipment Setup Diagram

2.9.6 Environmental Conditions

Ambient Temperature	21.6 °C
Relative Humidity	46.7 %

2.9.7 Test Results

6 GHz WLAN

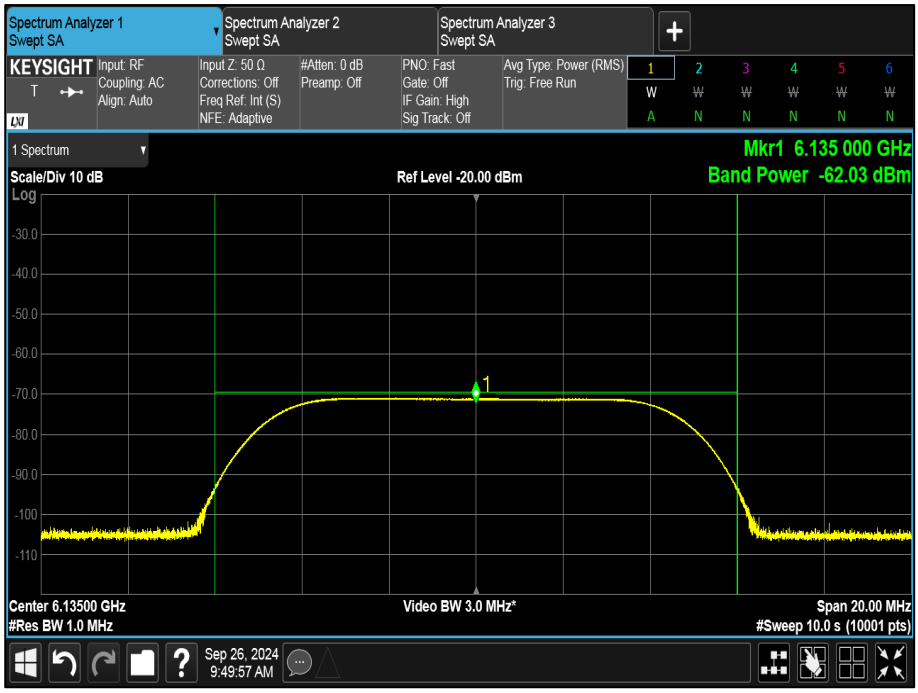

Figure 257 - Example of AWGN Signal

Parameter	Results		
U-NII Band	5	5	5
Channel Number	37	37	37
Bandwidth (MHz)	20	20	20
DUT Centre Frequency (MHz)	6135	6135	6135
AWGN Centre Frequency (MHz)	6135	6135	6135
AWGN Signal Power (dBm)	-69.39	-68.19	-64.39
Antenna Gain (dBi)	2.10	2.10	2.10
Adjusted Power (dBm)	-71.49	-70.29	-66.49
Detection Limit (dBm)	-62.0	-62.0	-62.0
EUT Tx Status (OFF/Minimal/ON)	ON	Minimal	OFF

Table 349 - U-NII-5, Minimum Bandwidth

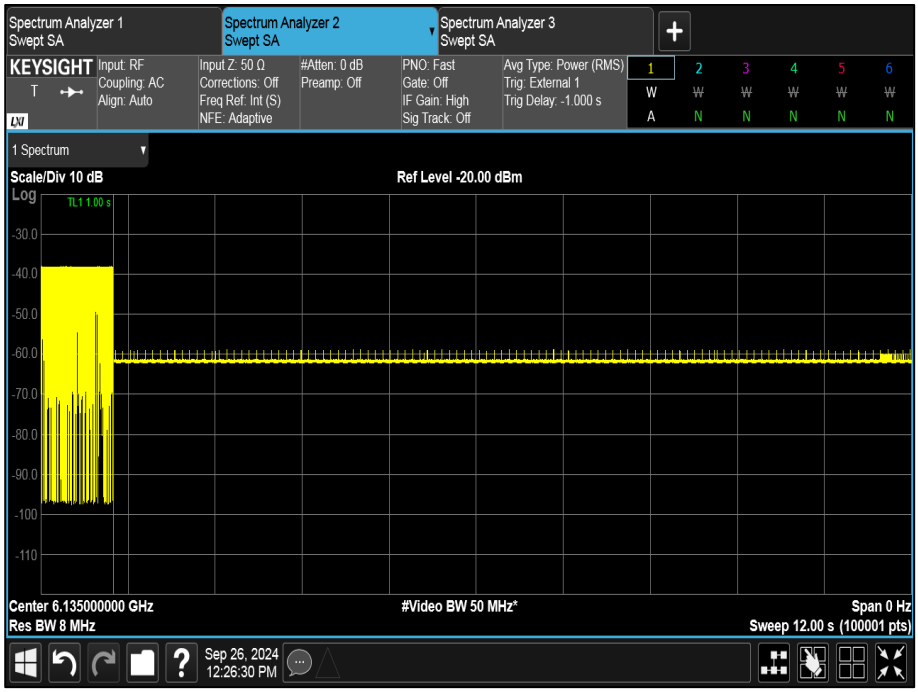

Figure 258 - U-NII-5, Minimum Bandwidth