TUV SUD Limited Digitally signed by TUV SUD Limited Date: 2024.10.16 10:35:11 +01'00'

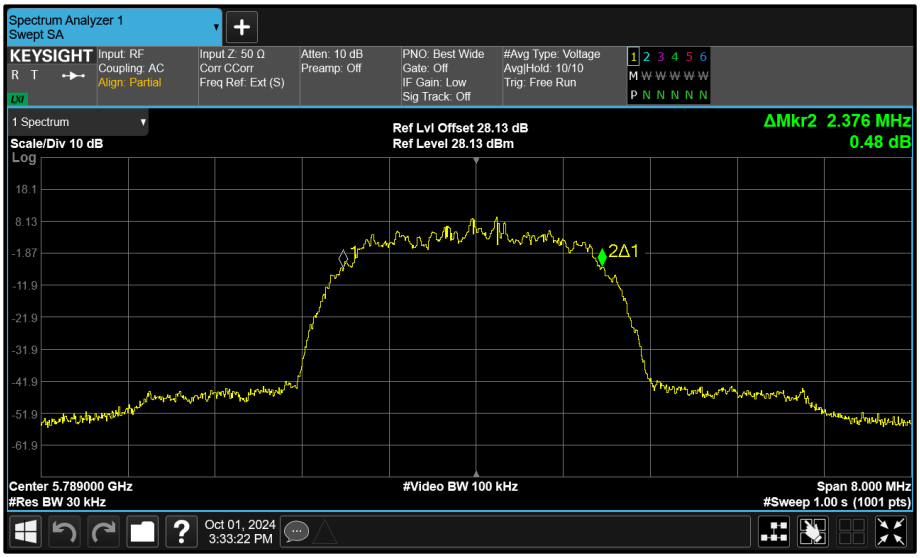

Figure 66 - Core 0 (A) 5789 MHz (CH64) 99% Bandwidth

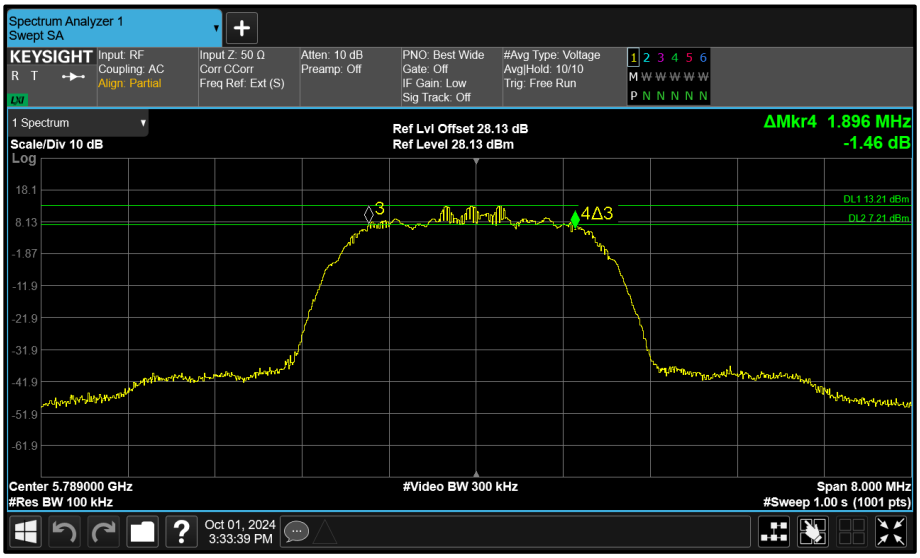

Figure 67 - Core 0 (A) 5789 MHz (CH64) 6 dB Bandwidth

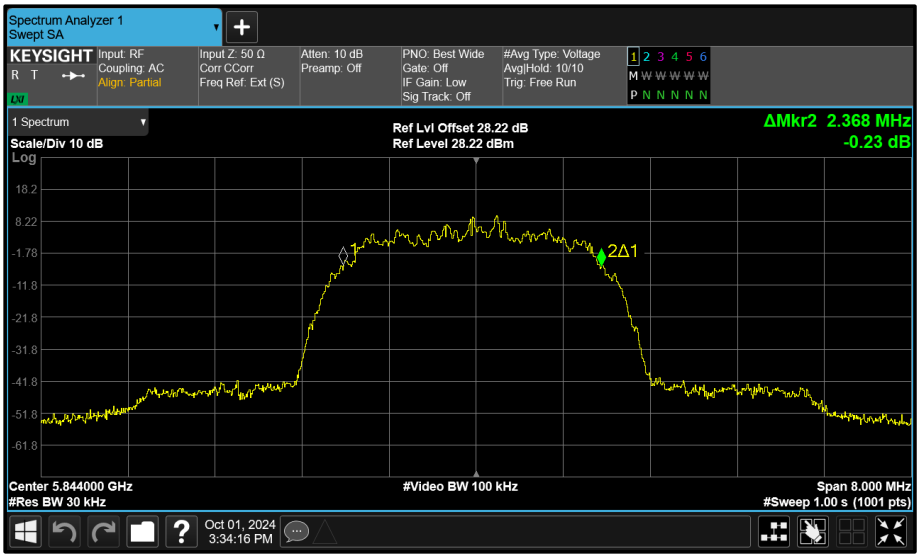

Figure 68 - Core 0 (A) 5844 MHz (CH119) 99% Bandwidth

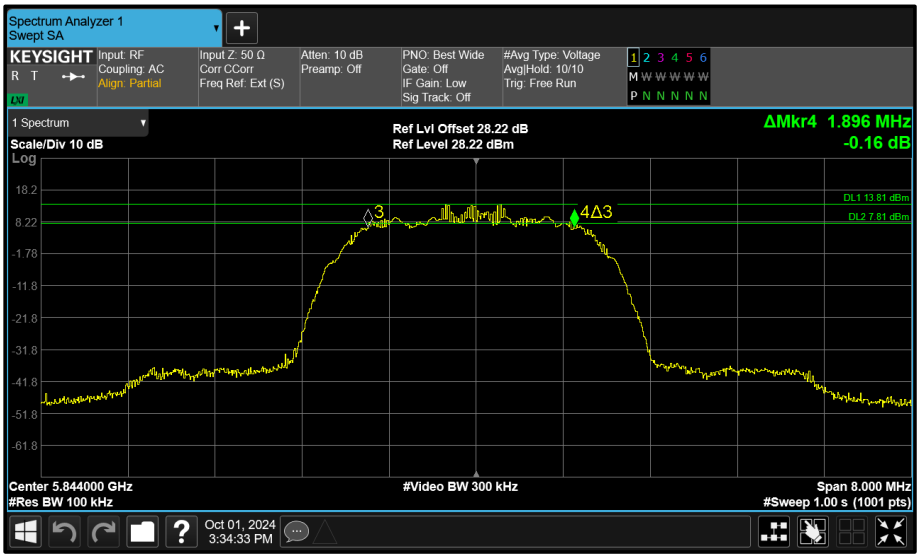

Figure 69 - Core 0 (A) 5844 MHz (CH119) 6 dB Bandwidth

Test Configuration			
Frequency Range:	5.725-5.850 GHz	Band:	U-NII-3
Limit Clause(s):	15.407(e)	Test Method(s):	C63.10 6.9.3 789033 D02 v02r01 II.C.2.
Additional Reference(s):	-		

DUT Configuration			
Mode:	ePA π/4 DQPSK (8-DH5)	Duty Cycle (%):	-
Antenna Configuration:	SISO	DCCF (dB):	-
Active Port(s):	A (Core 0)	Peak Antenna Gain (dBi):	-

Test Frequency (MHz)	6 dB Bandwidth (MHz)				Limit (kHz)
	A	B	C	D	
5733	1.020	-	-	-	≥500.0
5789	1.005	-	-	-	≥500.0
5844	1.020	-	-	-	≥500.0

Table 34 - 6 dB Bandwidth Results

Test Frequency (MHz)	99% Bandwidth (MHz)				Limit (kHz)
	A	B	C	D	
5733	4.755	-	-	-	-
5789	4.725	-	-	-	-
5844	4.785	-	-	-	-

Table 35 - 99% Bandwidth Results

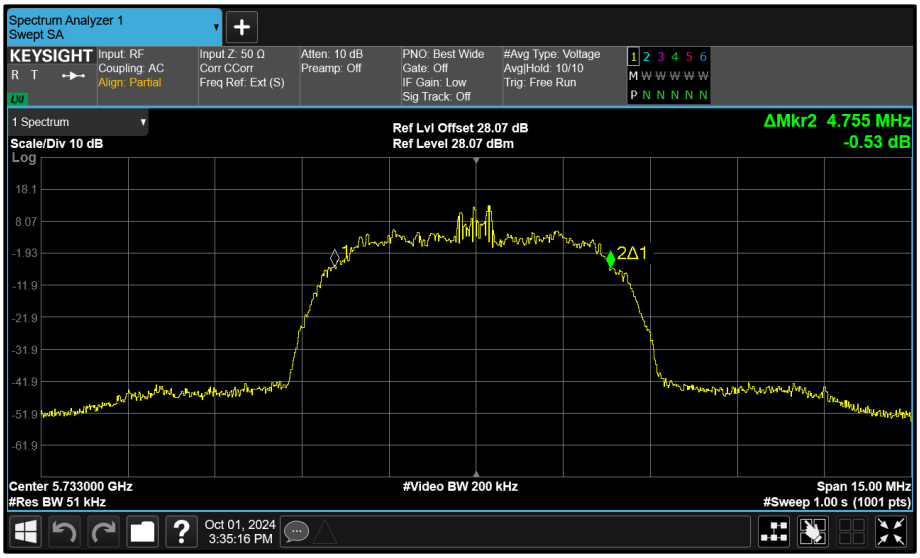

Figure 70 - Core 0 (A) 5733 MHz (CH8) 99% Bandwidth

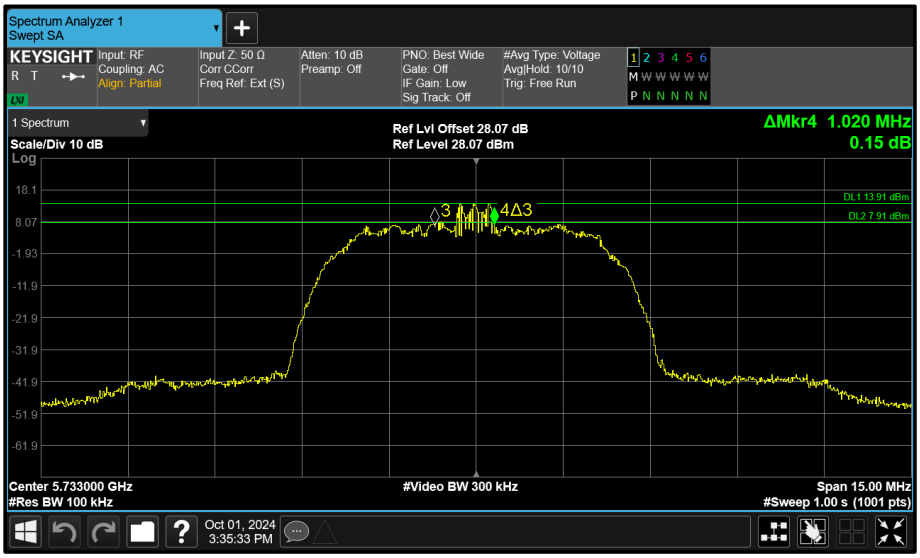

Figure 71 - Core 0 (A) 5733 MHz (CH8) 6 dB Bandwidth

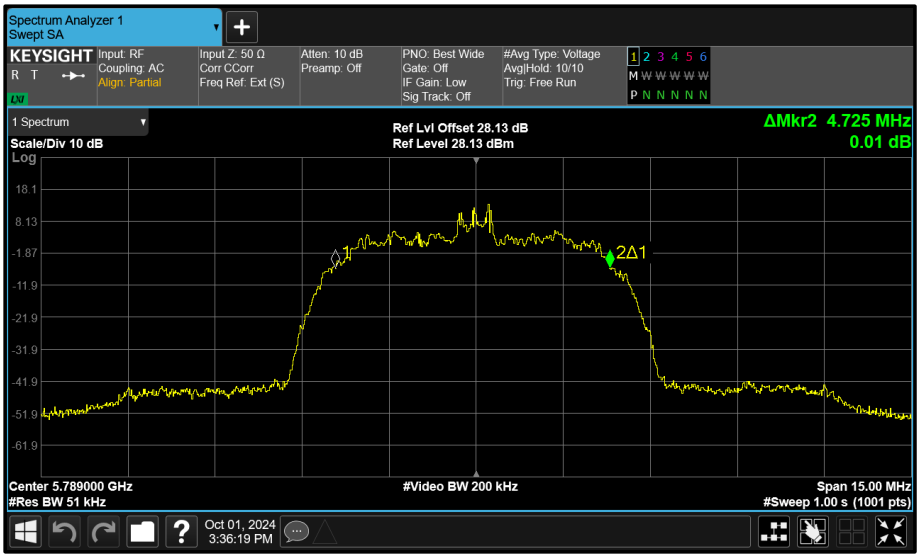

Figure 72 - Core 0 (A) 5789 MHz (CH64) 99% Bandwidth

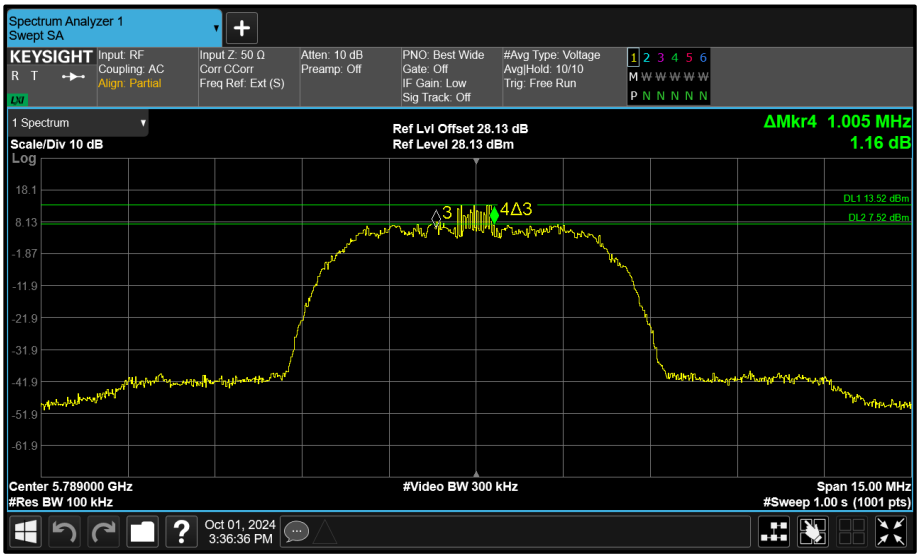

Figure 73 - Core 0 (A) 5789 MHz (CH64) 6 dB Bandwidth

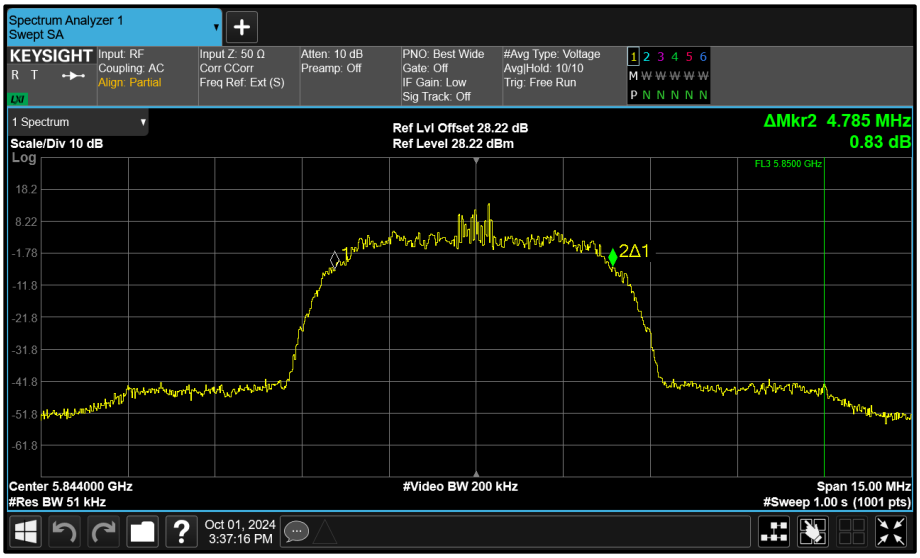

Figure 74 - Core 0 (A) 5844 MHz (CH119) 99% Bandwidth

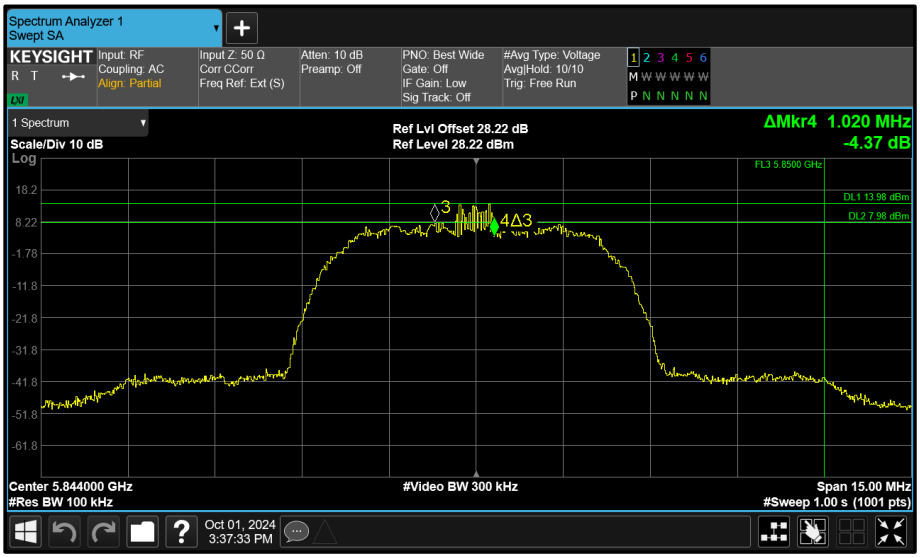

Figure 75 - Core 0 (A) 5844 MHz (CH119) 6 dB Bandwidth

Test Configuration			
Frequency Range:	5.150-5.250 GHz	Band:	U-NII-1
Limit Clause(s):	-	Test Method(s):	C63.10 6.9.3 C63.10 12.5.2
Additional Reference(s):	-		

DUT Configuration			
Mode:	iPA GFSK (DH5)	Duty Cycle (%):	-
Antenna Configuration:	Beamforming	DCCF (dB):	-
Active Port(s):	A+B (Core 0 + Core 1)	Peak Antenna Gain (dBi):	-

Test Frequency (MHz)	26 dB Bandwidth (MHz)				Limit (kHz)
	A	B	C	D	
5162	1.252	1.252	-	-	-
5204	1.244	1.252	-	-	-
5245	1.248	1.248	-	-	-

Table 36 - 26 dB Bandwidth Results

Test Frequency (MHz)	99% Bandwidth (MHz)				Limit (kHz)
	A	B	C	D	
5162	1.004	1.000	-	-	-
5204	1.000	1.000	-	-	-
5245	1.000	1.000	-	-	-

Table 37 - 99% Bandwidth Results

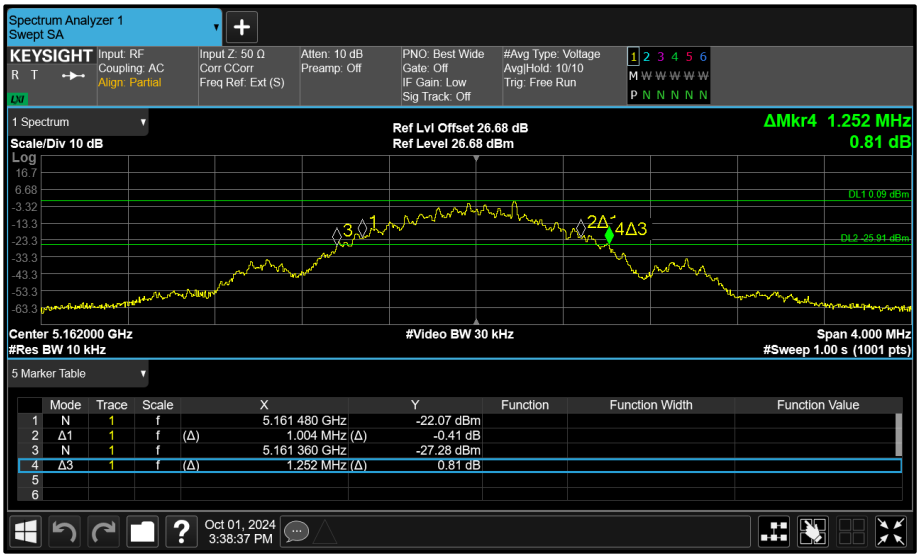

Figure 76 - Core 0 (A) 5162 MHz (CH12) 26 dB and 99% Bandwidth

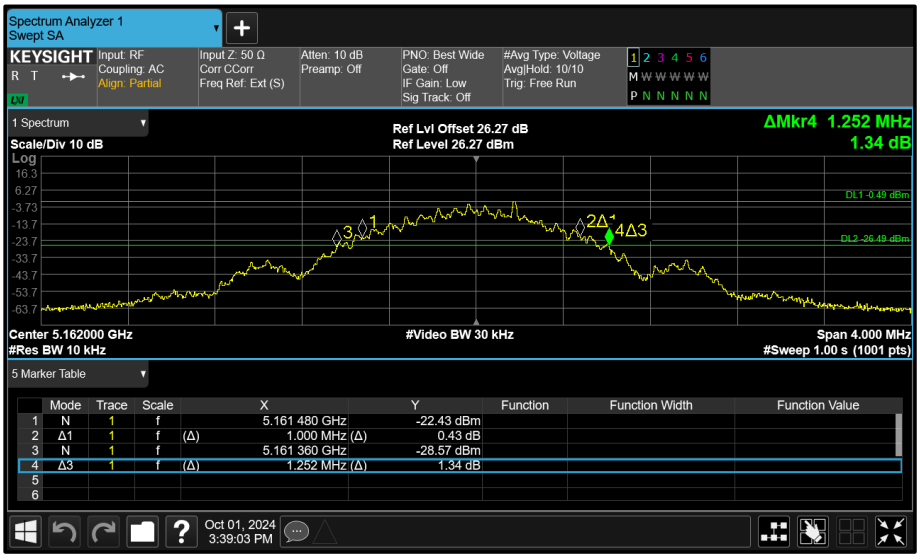

Figure 77 - Core 1 (B) 5162 MHz (CH12) 26 dB and 99% Bandwidth

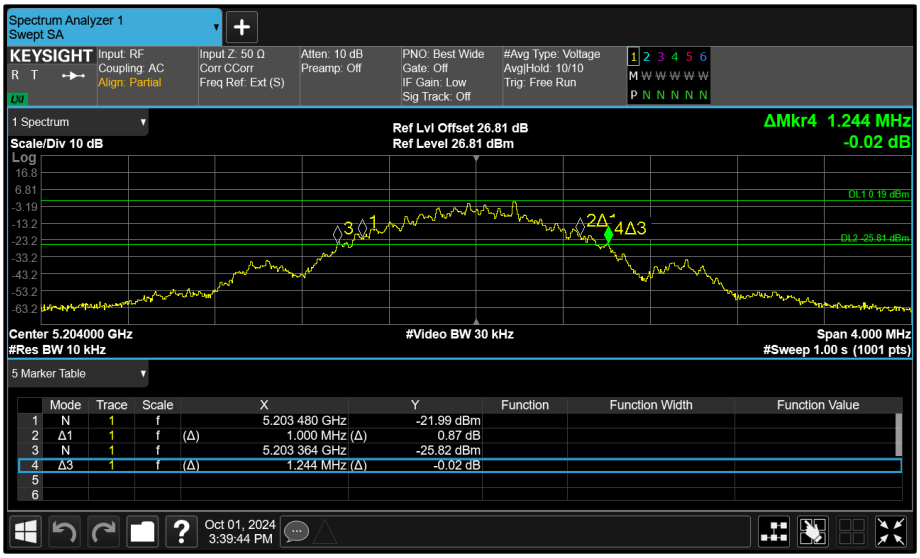

Figure 78 - Core 0 (A) 5204 MHz (CH54) 26 dB and 99% Bandwidth

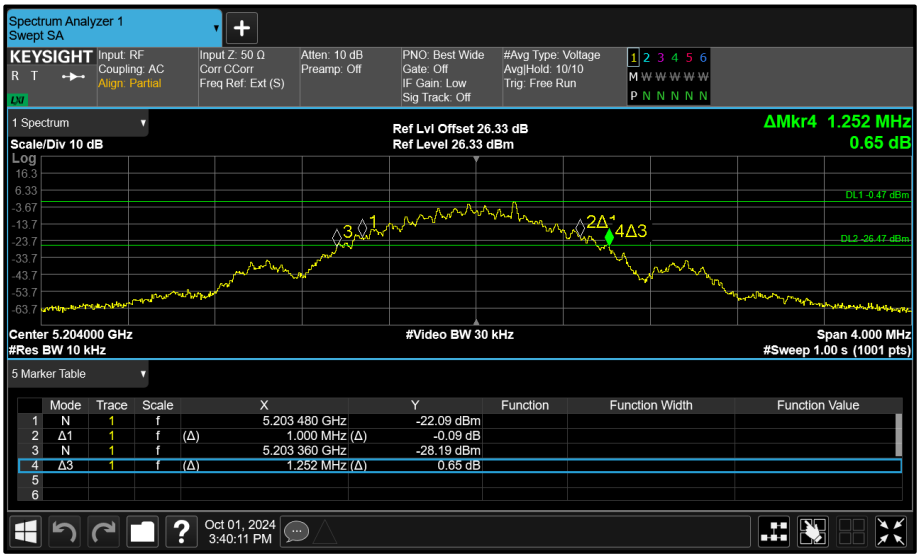

Figure 79 - Core 1 (B) 5204 MHz (CH54) 26 dB and 99% Bandwidth

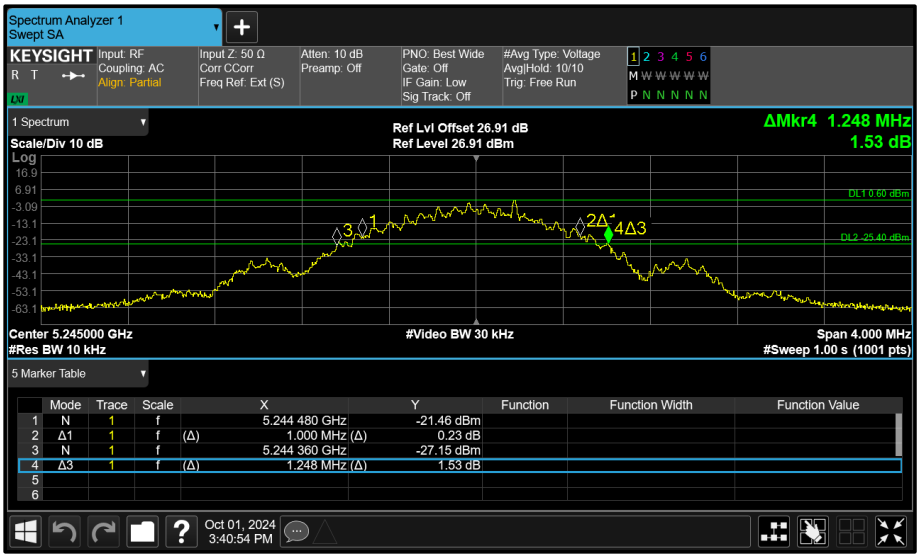

Figure 80 - Core 0 (A) 5245 MHz (CH95) 26 dB and 99% Bandwidth

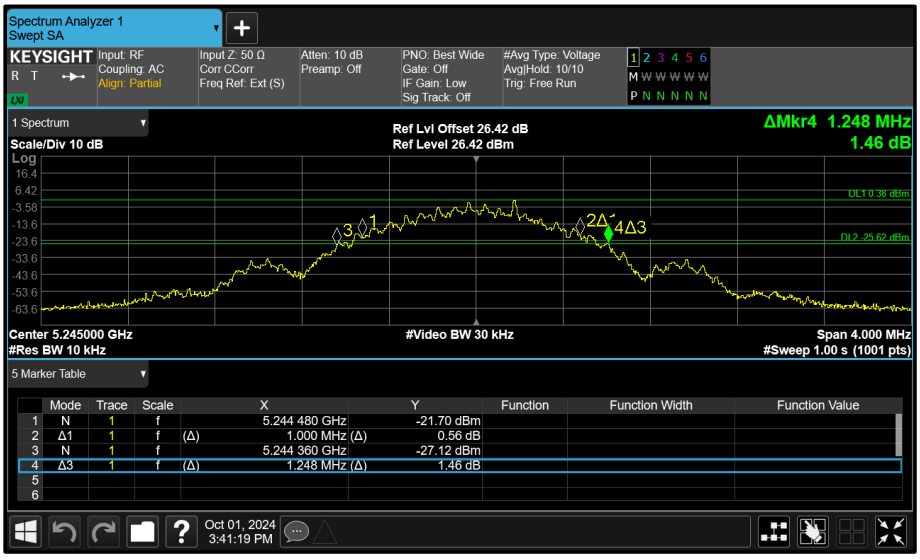

Figure 81 - Core 1 (B) 5245 MHz (CH95) 26 dB and 99% Bandwidth

Test Configuration			
Frequency Range:	5.150-5.250 GHz	Band:	U-NII-1
Limit Clause(s):	-	Test Method(s):	C63.10 6.9.3 C63.10 12.5.2
Additional Reference(s):	-		

DUT Configuration			
Mode:	iPA π/4 DQPSK (4-DH5)	Duty Cycle (%):	-
Antenna Configuration:	Beamforming	DCCF (dB):	-
Active Port(s):	A+B (Core 0 + Core 1)	Peak Antenna Gain (dBi):	-

Test Frequency (MHz)	26 dB Bandwidth (MHz)				Limit (kHz)
	A	B	C	D	
5162	2.792	2.784	-	-	-
5204	2.808	2.800	-	-	-
5245	2.800	2.792	-	-	-

Table 38 - 26 dB Bandwidth Results

Test Frequency (MHz)	99% Bandwidth (MHz)				Limit (kHz)
	A	B	C	D	
5162	2.376	2.360	-	-	-
5204	2.368	2.344	-	-	-
5245	2.368	2.360	-	-	-

Table 39 - 99% Bandwidth Results

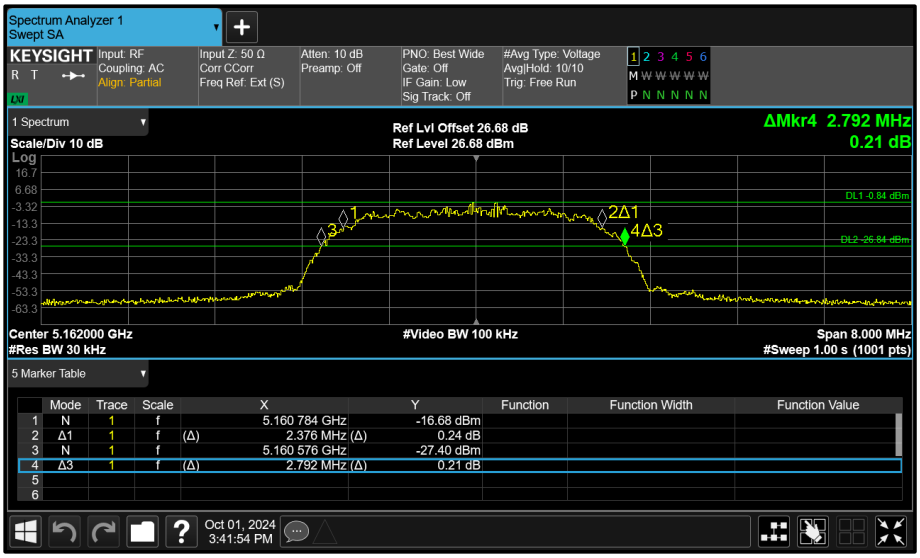

Figure 82 - Core 0 (A) 5162 MHz (CH12) 26 dB and 99% Bandwidth

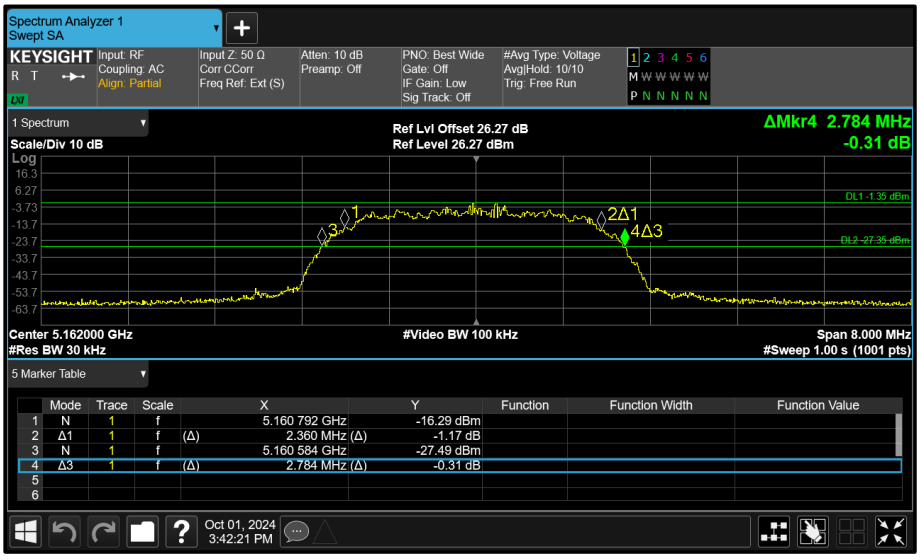

Figure 83 - Core 1 (B) 5162 MHz (CH12) 26 dB and 99% Bandwidth

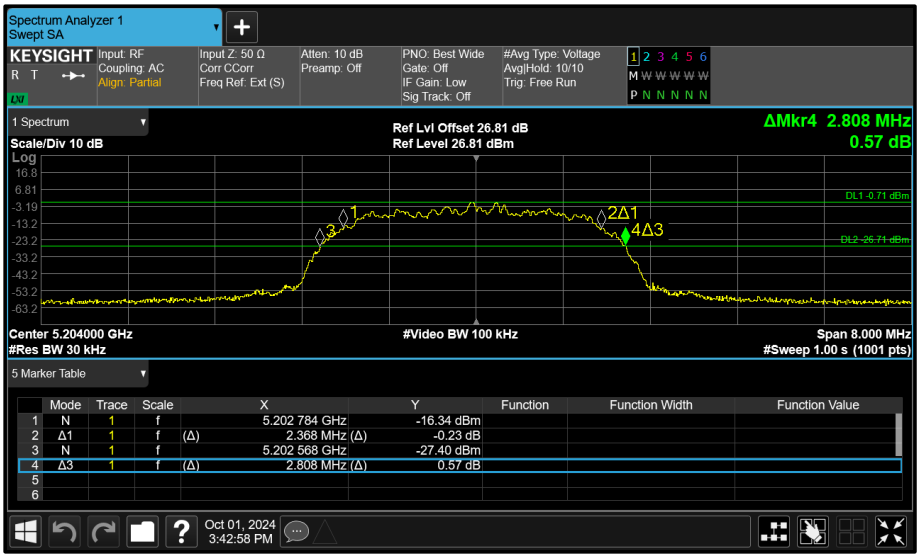

Figure 84 - Core 0 (A) 5204 MHz (CH54) 26 dB and 99% Bandwidth

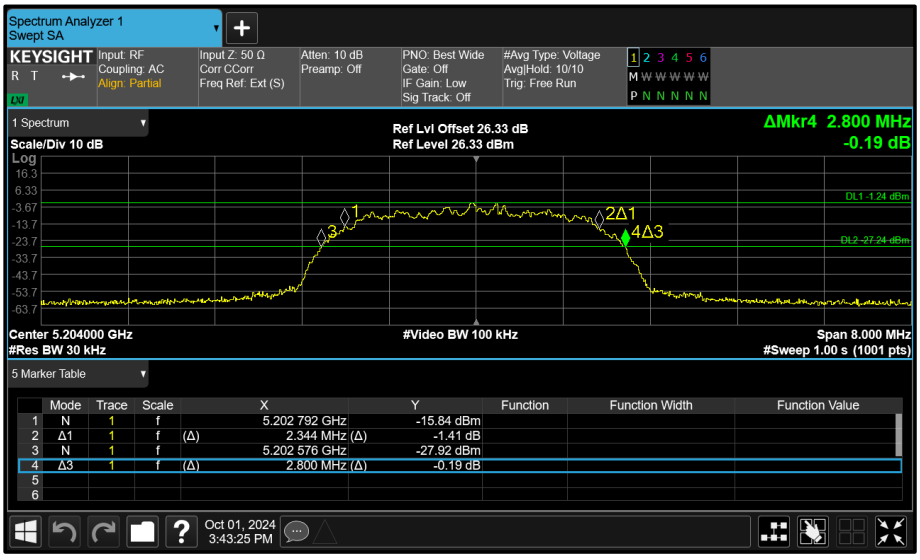

Figure 85 - Core 1 (B) 5204 MHz (CH54) 26 dB and 99% Bandwidth

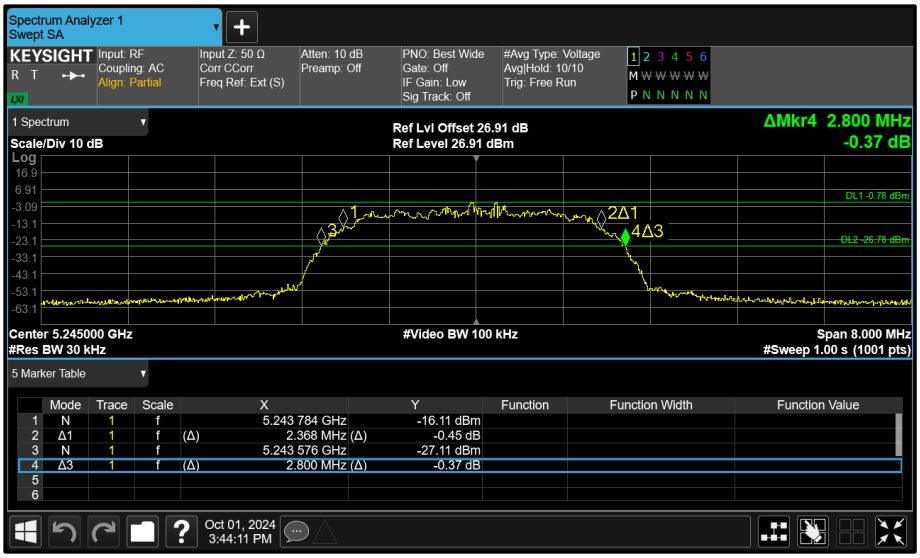

Figure 86 - Core 0 (A) 5245 MHz (CH95) 26 dB and 99% Bandwidth

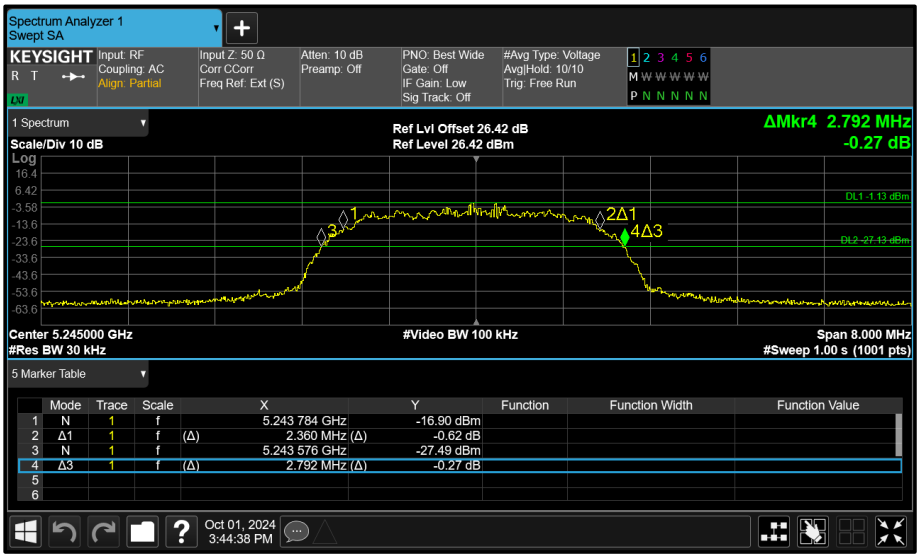

Figure 87 - Core 1 (B) 5245 MHz (CH95) 26 dB and 99% Bandwidth

Test Configuration			
Frequency Range:	5.150-5.250 GHz	Band:	U-NII-1
Limit Clause(s):	-	Test Method(s):	C63.10 6.9.3 C63.10 12.5.2
Additional Reference(s):	-		

DUT Configuration			
Mode:	iPA π/4 DQPSK (8-DH5)	Duty Cycle (%):	-
Antenna Configuration:	Beamforming	DCCF (dB):	-
Active Port(s):	A+B (Core 0 + Core 1)	Peak Antenna Gain (dBi):	-

Test Frequency (MHz)	26 dB Bandwidth (MHz)				Limit (kHz)
	A	B	C	D	
5162	5.355	5.340	-	-	-
5204	5.385	5.325	-	-	-
5245	5.400	5.325	-	-	-

Table 40 - 26 dB Bandwidth Results

Test Frequency (MHz)	99% Bandwidth (MHz)				Limit (kHz)
	A	B	C	D	
5162	4.785	4.710	-	-	-
5204	4.800	4.710	-	-	-
5245	4.785	4.710	-	-	-

Table 41 - 99% Bandwidth Results

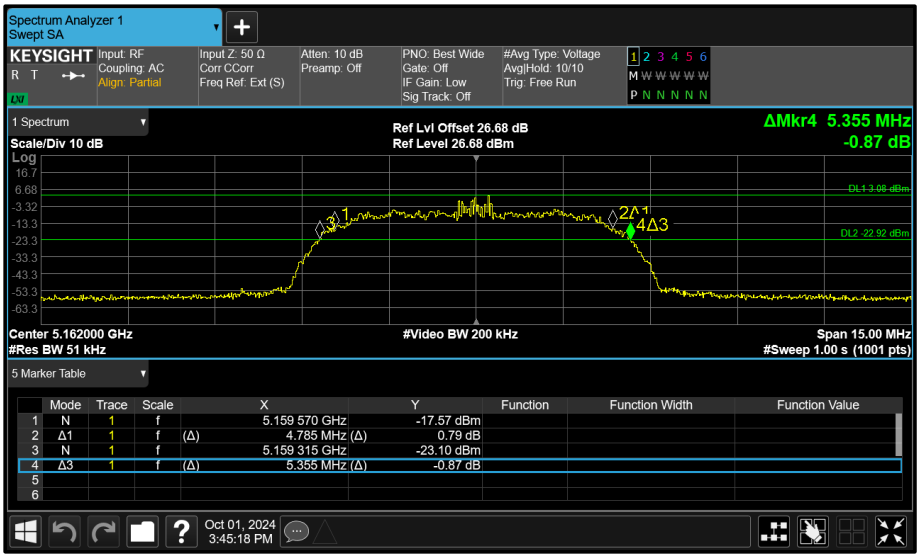

Figure 88 - Core 0 (A) 5162 MHz (CH12) 26 dB and 99% Bandwidth

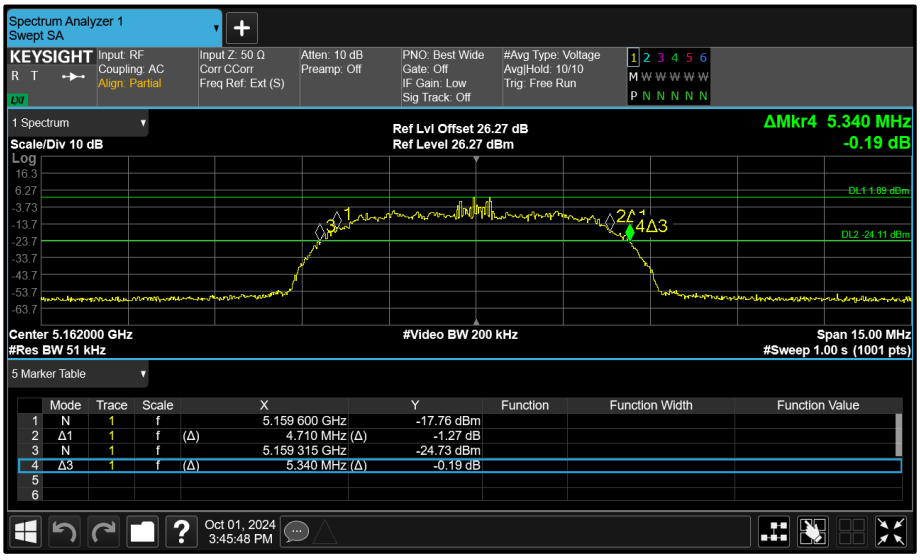

Figure 89 - Core 1 (B) 5162 MHz (CH12) 26 dB and 99% Bandwidth

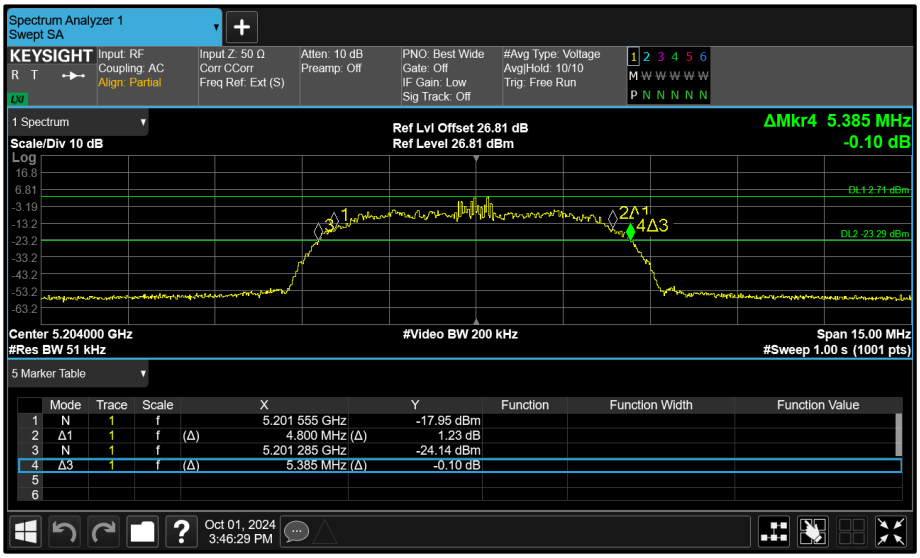

Figure 90 - Core 0 (A) 5204 MHz (CH54) 26 dB and 99% Bandwidth

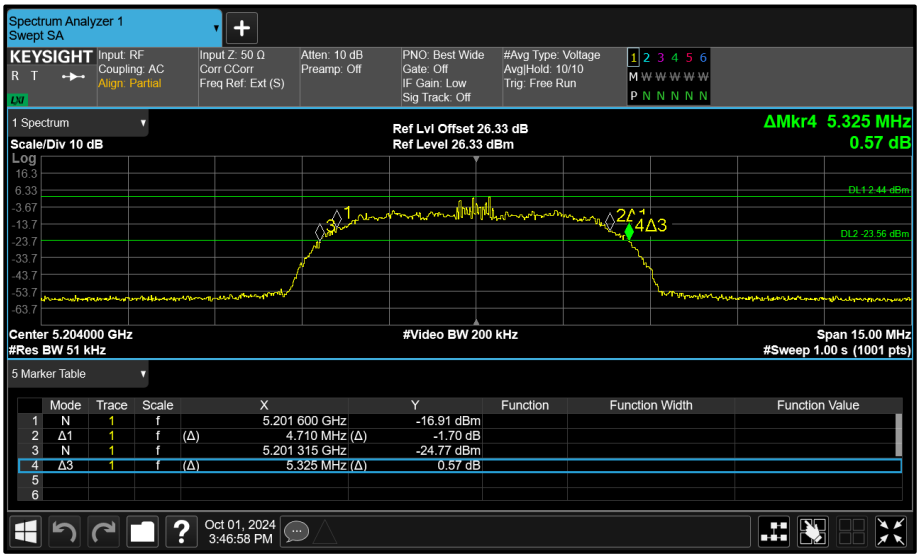

Figure 91 - Core 1 (B) 5204 MHz (CH54) 26 dB and 99% Bandwidth

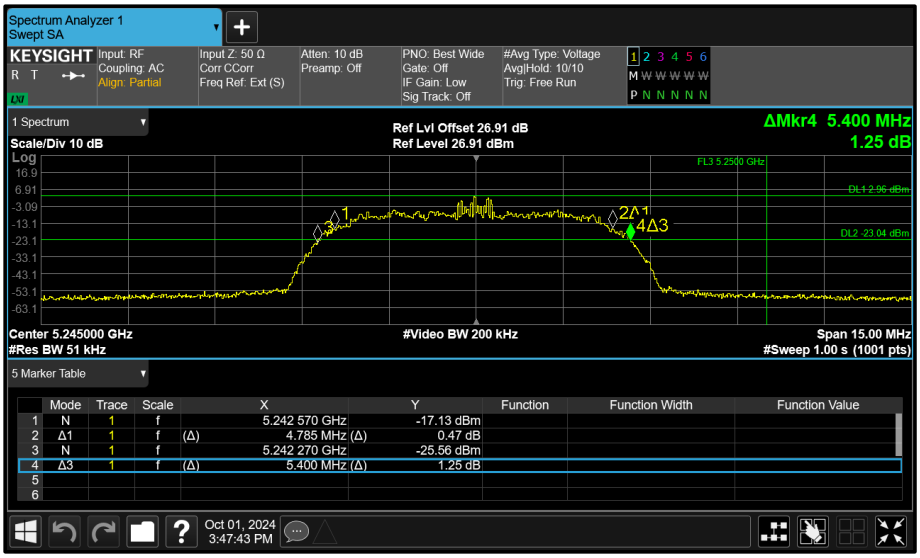

Figure 92 - Core 0 (A) 5245 MHz (CH95) 26 dB and 99% Bandwidth

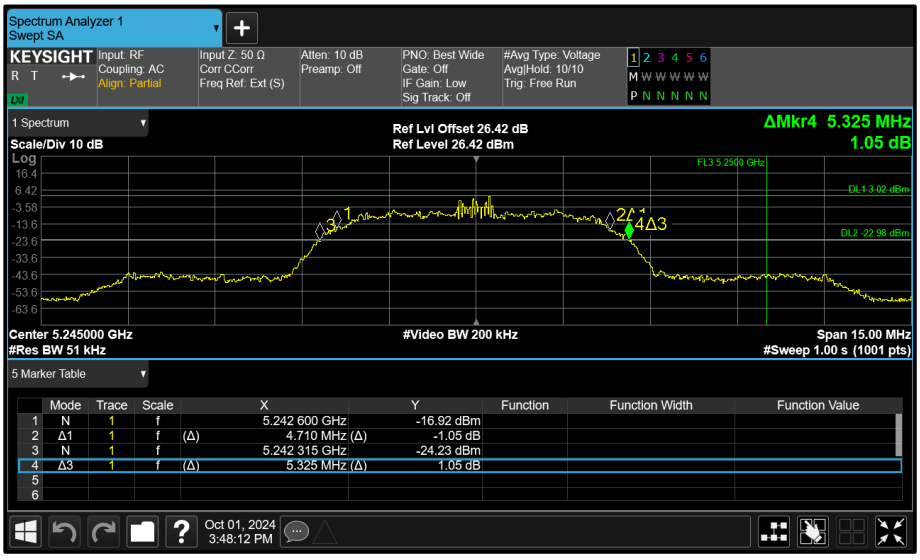

Figure 93 - Core 1 (B) 5245 MHz (CH95) 26 dB and 99% Bandwidth

Test Configuration			
Frequency Range:	5.150-5.250 GHz	Band:	U-NII-1
Limit Clause(s):	-	Test Method(s):	C63.10 6.9.3 C63.10 12.5.2
Additional Reference(s):	-		

DUT Configuration			
Mode:	ePA π/4 DQPSK (4-DH5)	Duty Cycle (%):	-
Antenna Configuration:	Beamforming	DCCF (dB):	-
Active Port(s):	A+B (Core 0 + Core 1)	Peak Antenna Gain (dBi):	-

Test Frequency (MHz)	26 dB Bandwidth (MHz)				Limit (kHz)
	A	B	C	D	
5162	2.800	2.768	-	-	-
5204	2.800	2.776	-	-	-
5245	2.800	2.768	-	-	-

Table 42 - 26 dB Bandwidth Results

Test Frequency (MHz)	99% Bandwidth (MHz)				Limit (kHz)
	A	B	C	D	
5162	2.384	2.368	-	-	-
5204	2.376	2.360	-	-	-
5245	2.368	2.368	-	-	-

Table 43 - 99% Bandwidth Results

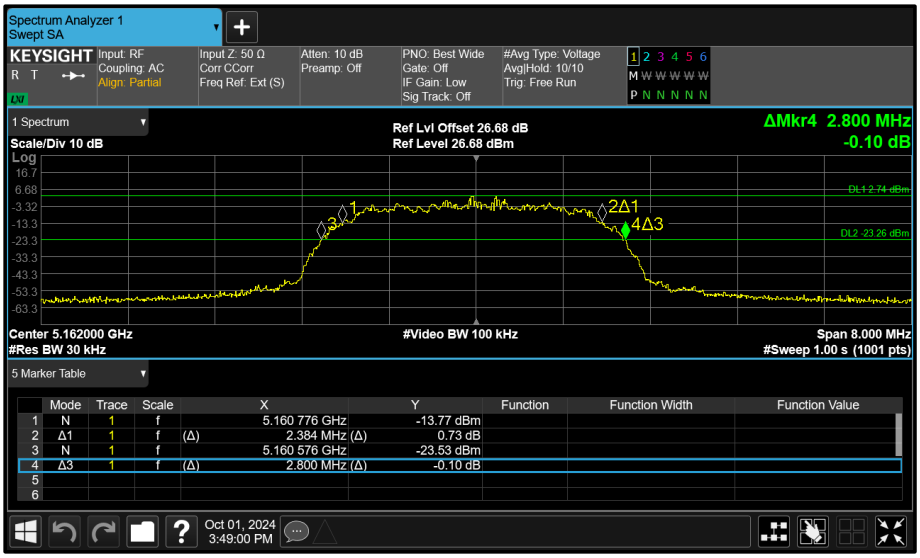

Figure 94 - Core 0 (A) 5162 MHz (CH12) 26 dB and 99% Bandwidth

Figure 95 - Core 1 (B) 5162 MHz (CH12) 26 dB and 99% Bandwidth

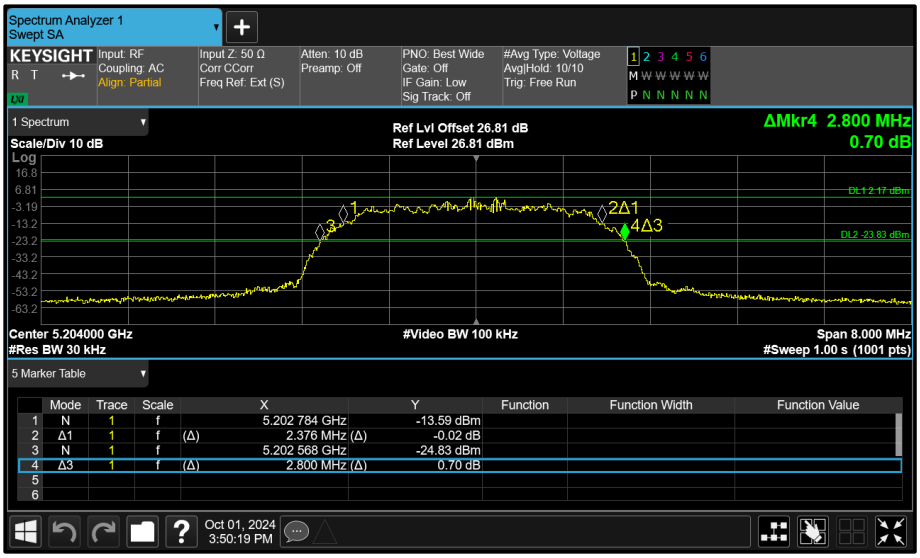

Figure 96 - Core 0 (A) 5204 MHz (CH54) 26 dB and 99% Bandwidth

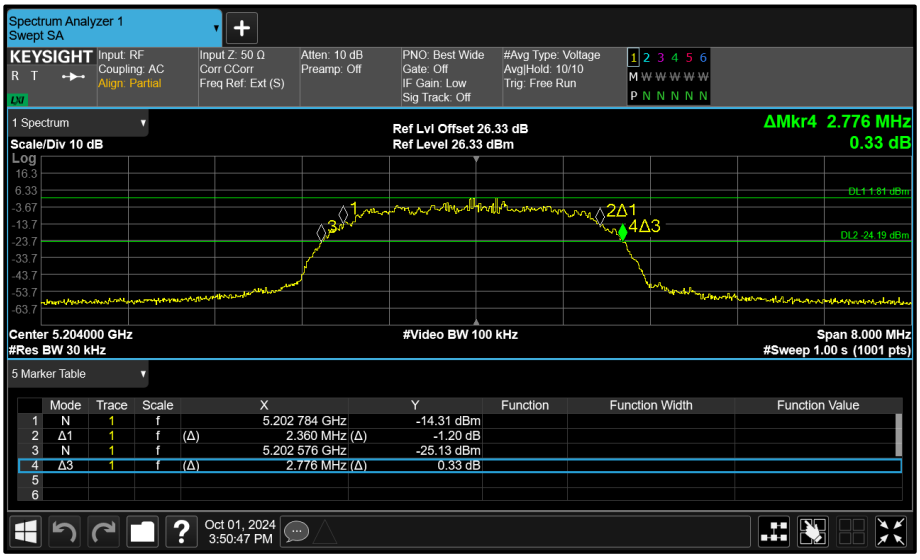

Figure 97 - Core 1 (B) 5204 MHz (CH54) 26 dB and 99% Bandwidth

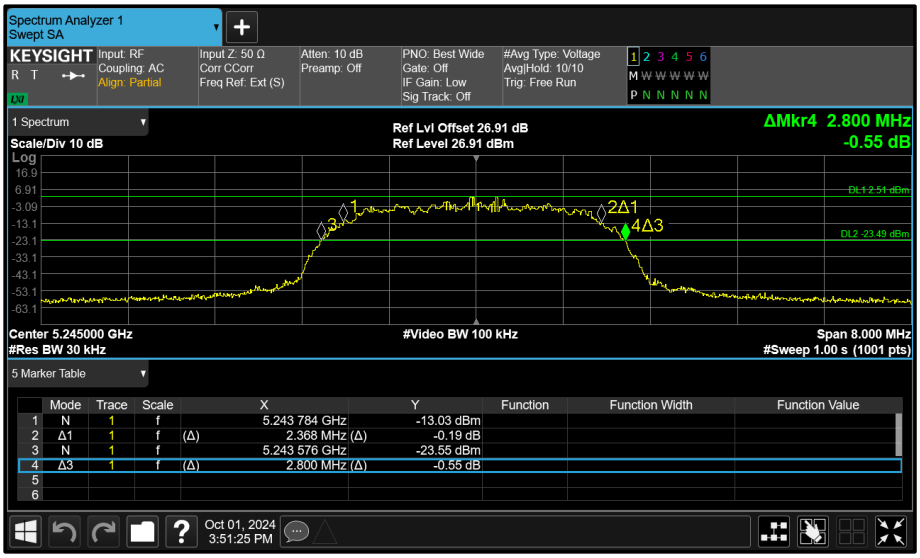

Figure 98 - Core 0 (A) 5245 MHz (CH95) 26 dB and 99% Bandwidth

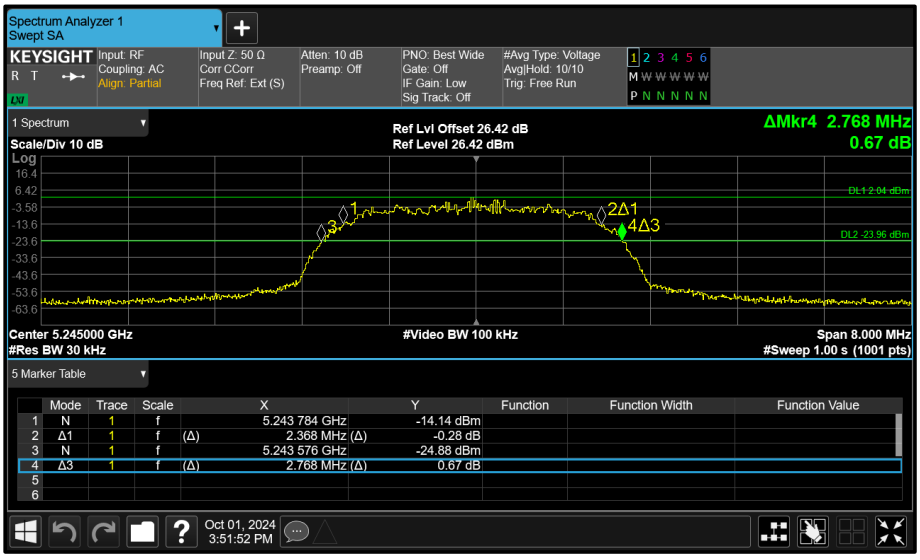

Figure 99 - Core 1 (B) 5245 MHz (CH95) 26 dB and 99% Bandwidth

Test Configuration			
Frequency Range:	5.150-5.250 GHz	Band:	U-NII-1
Limit Clause(s):	-	Test Method(s):	C63.10 6.9.3 C63.10 12.5.2
Additional Reference(s):	-		

DUT Configuration			
Mode:	ePA π/4 DQPSK (8-DH5)	Duty Cycle (%):	-
Antenna Configuration:	Beamforming	DCCF (dB):	-
Active Port(s):	A+B (Core 0 + Core 1)	Peak Antenna Gain (dBi):	-

Test Frequency (MHz)	26 dB Bandwidth (MHz)				Limit (kHz)
	A	B	C	D	
5162	5.355	5.355	-	-	-
5204	5.430	5.340	-	-	-
5245	5.355	5.325	-	-	-

Table 44 - 26 dB Bandwidth Results

Test Frequency (MHz)	99% Bandwidth (MHz)				Limit (kHz)
	A	B	C	D	
5162	4.815	4.710	-	-	-
5204	4.785	4.695	-	-	-
5245	4.740	4.665	-	-	-

Table 45 - 99% Bandwidth Results

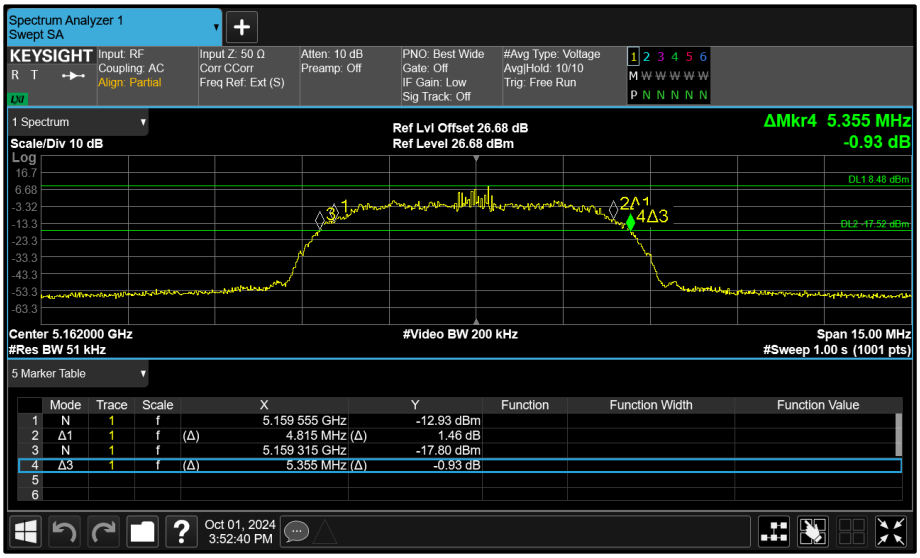

Figure 100 - Core 0 (A) 5162 MHz (CH12) 26 dB and 99% Bandwidth

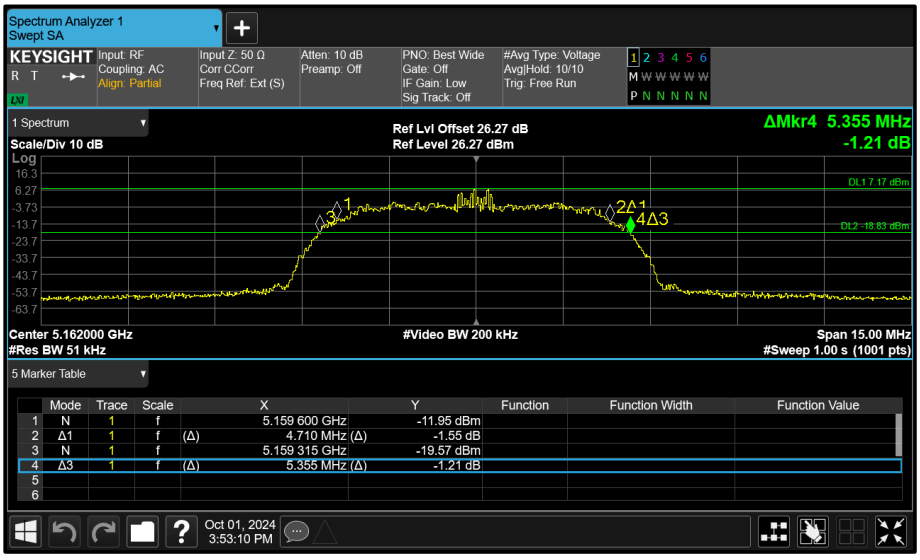

Figure 101 - Core 1 (B) 5162 MHz (CH12) 26 dB and 99% Bandwidth

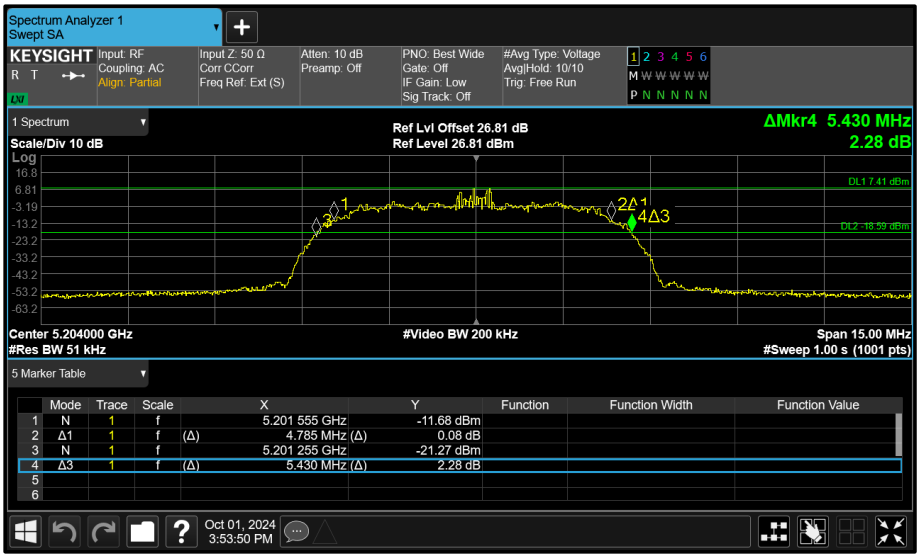

Figure 102 - Core 0 (A) 5204 MHz (CH54) 26 dB and 99% Bandwidth

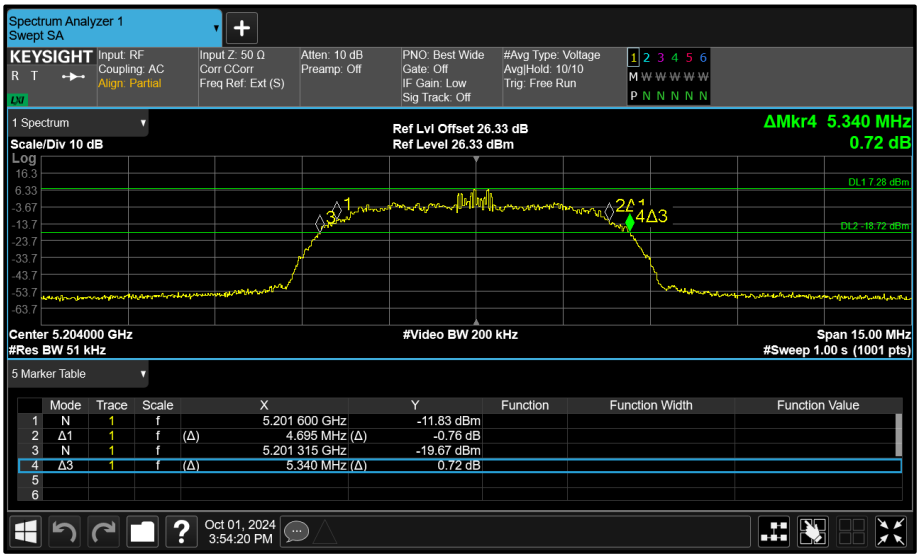

Figure 103 - Core 1 (B) 5204 MHz (CH54) 26 dB and 99% Bandwidth

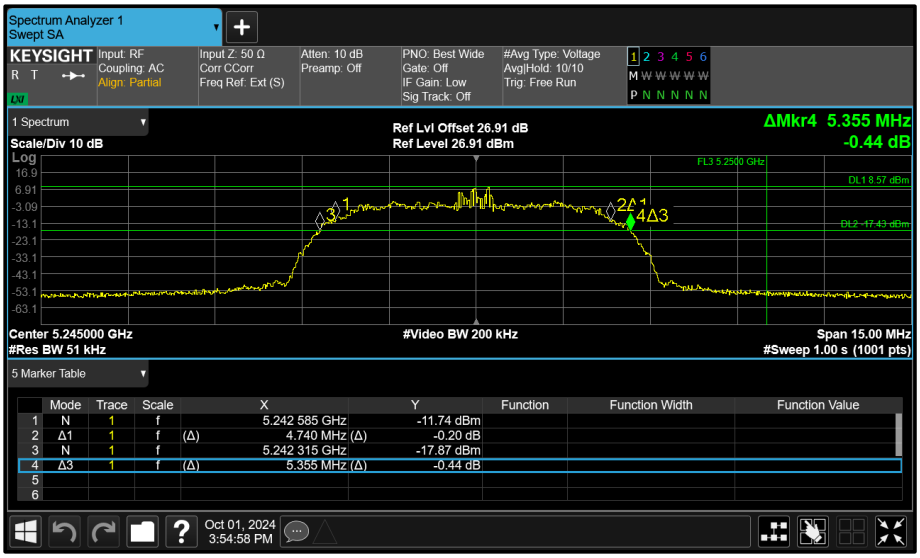

Figure 104 - Core 0 (A) 5245 MHz (CH95) 26 dB and 99% Bandwidth

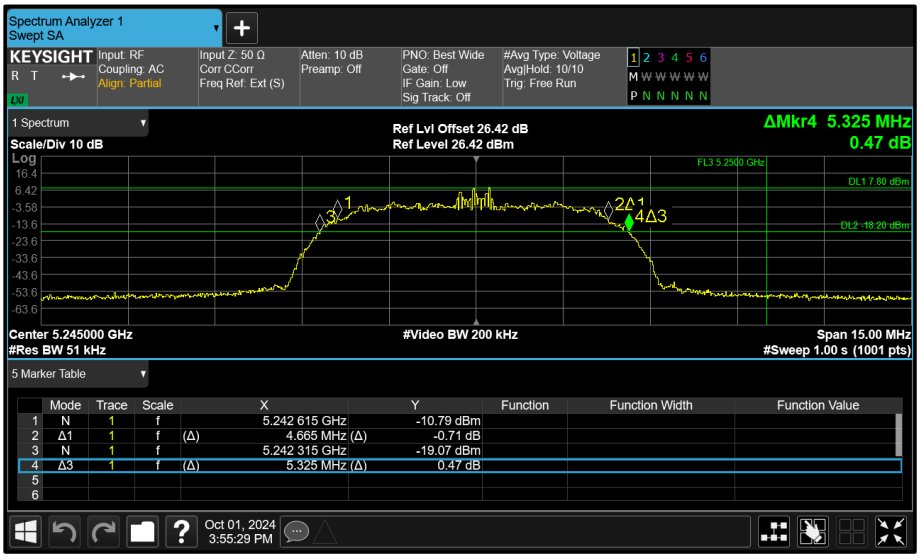

Figure 105 - Core 1 (B) 5245 MHz (CH95) 26 dB and 99% Bandwidth

Test Configuration			
Frequency Range:	5.725-5.850 GHz	Band:	U-NII-3
Limit Clause(s):	15.407(e)	Test Method(s):	C63.10 6.9.3 789033 D02 v02r01 II.C.2.
Additional Reference(s):	-		

DUT Configuration			
Mode:	iPA GFSK (DH5)	Duty Cycle (%):	-
Antenna Configuration:	Beamforming	DCCF (dB):	-
Active Port(s):	A+B (Core 0 + Core 1)	Peak Antenna Gain (dBi):	-

Test Frequency (MHz)	6 dB Bandwidth (MHz)				Limit (kHz)
	A	B	C	D	
5733	0.568	0.568	-	-	≥500.0
5789	0.568	0.568	-	-	≥500.0
5844	0.568	0.568	-	-	≥500.0

Table 46 - 6 dB Bandwidth Results

Test Frequency (MHz)	99% Bandwidth (MHz)				Limit (kHz)
	A	B	C	D	
5733	0.992	0.992	-	-	-
5789	0.988	0.988	-	-	-
5844	0.988	0.992	-	-	-

Table 47 - 99% Bandwidth Results

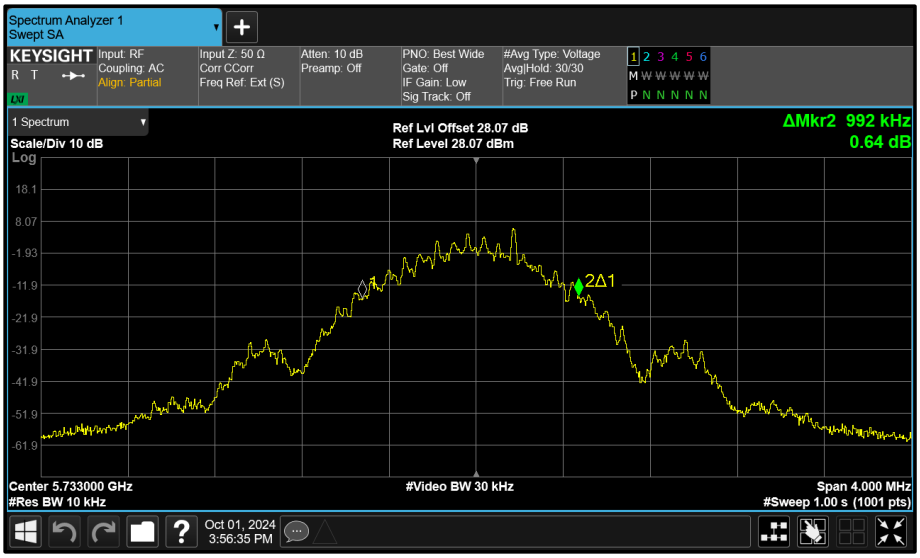

Figure 106 - Core 0 (A) 5733 MHz (CH8) 99% Bandwidth

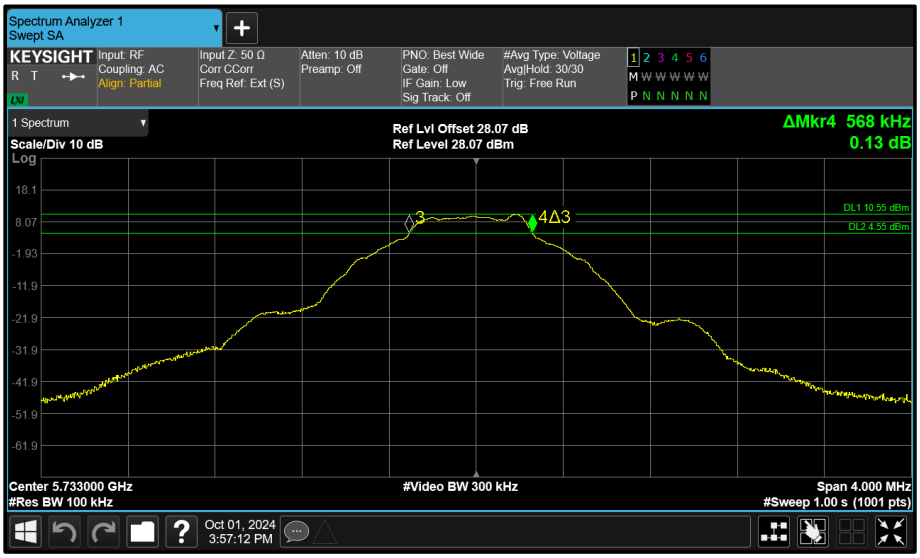

Figure 107 - Core 0 (A) 5733 MHz (CH8) 6 dB Bandwidth

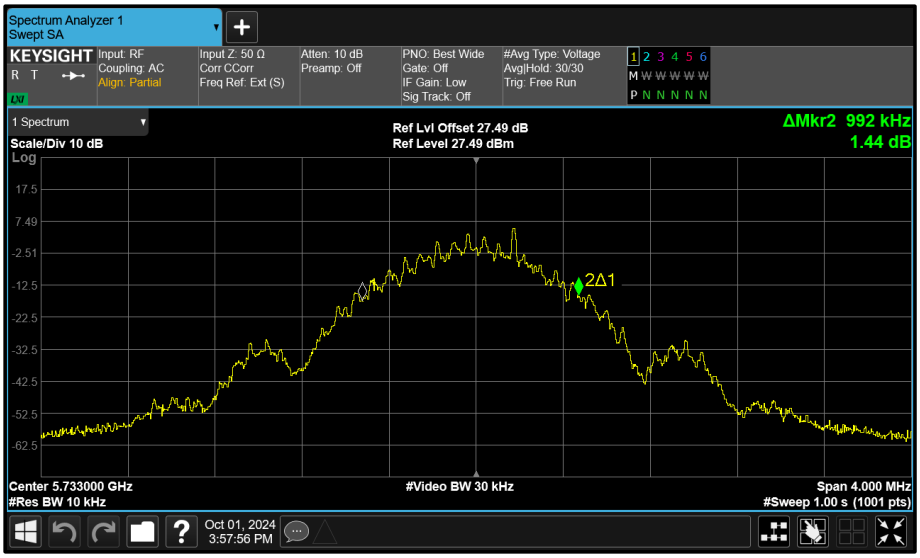

Figure 108 - Core 1 (B) 5733 MHz (CH8) 99% Bandwidth

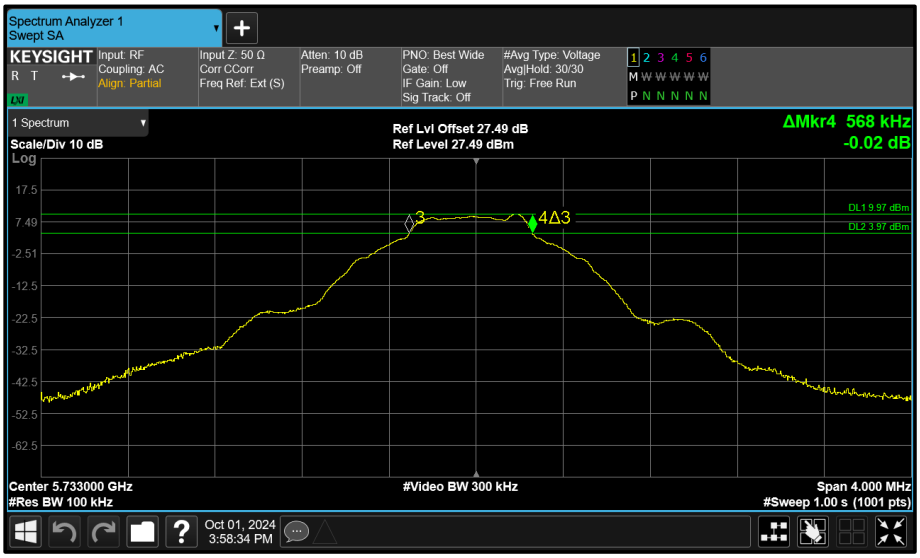

Figure 109 - Core 1 (B) 5733 MHz (CH8) 6 dB Bandwidth

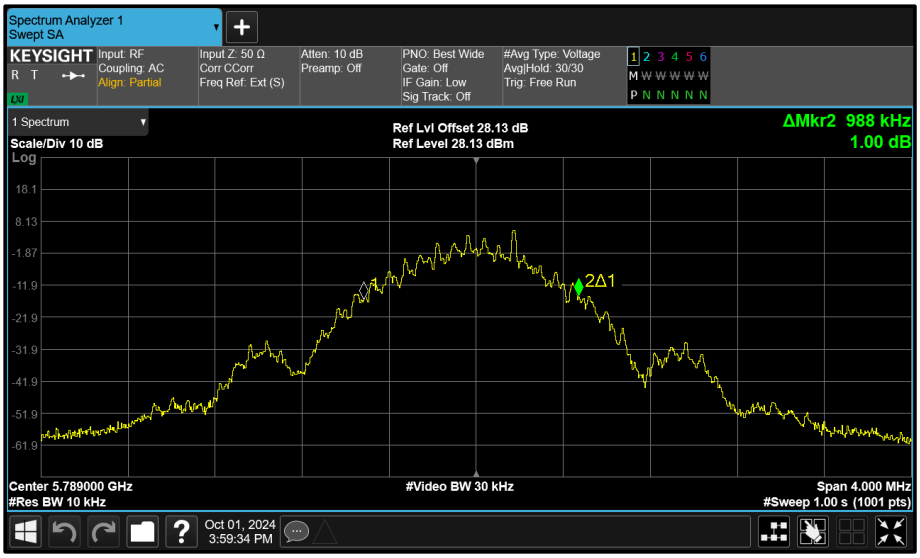

Figure 110 - Core 0 (A) 5789 MHz (CH64) 99% Bandwidth

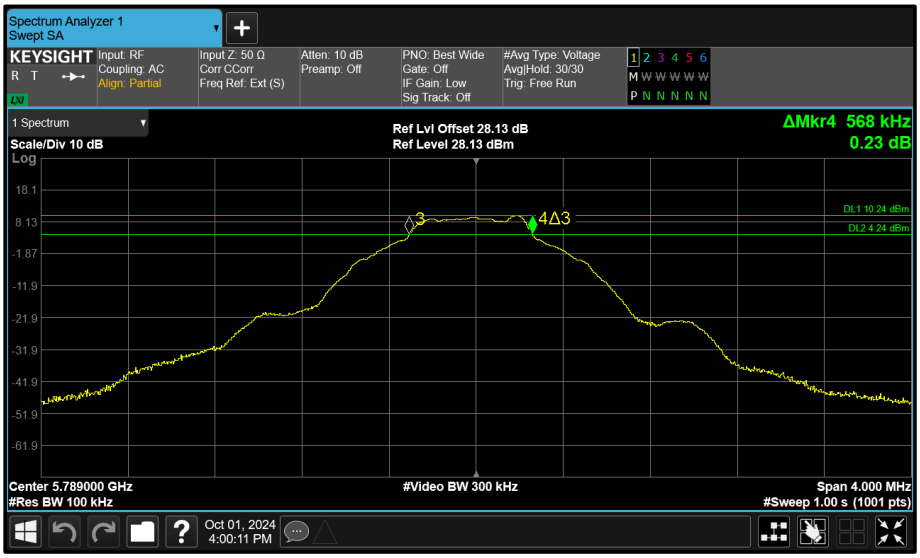

Figure 111 - Core 0 (A) 5789 MHz (CH64) 6 dB Bandwidth

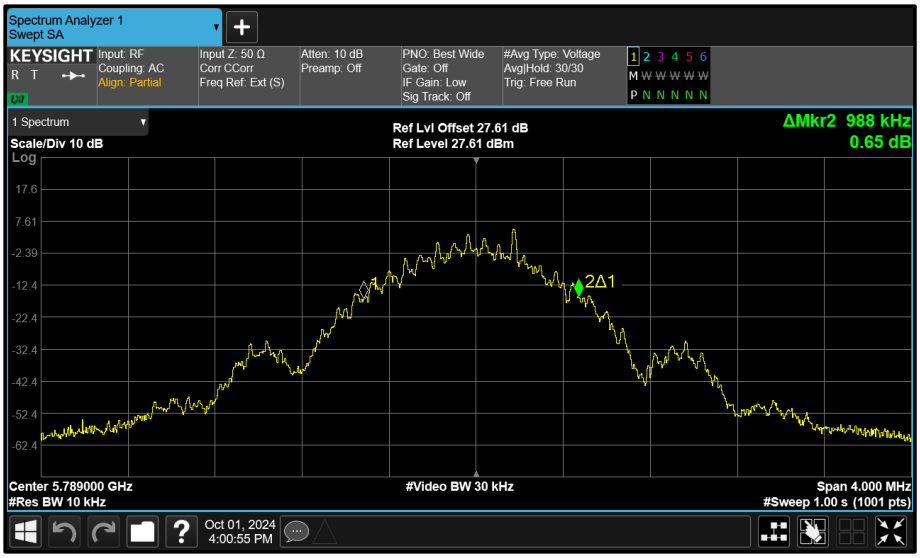

Figure 112 - Core 1 (B) 5789 MHz (CH64) 99% Bandwidth

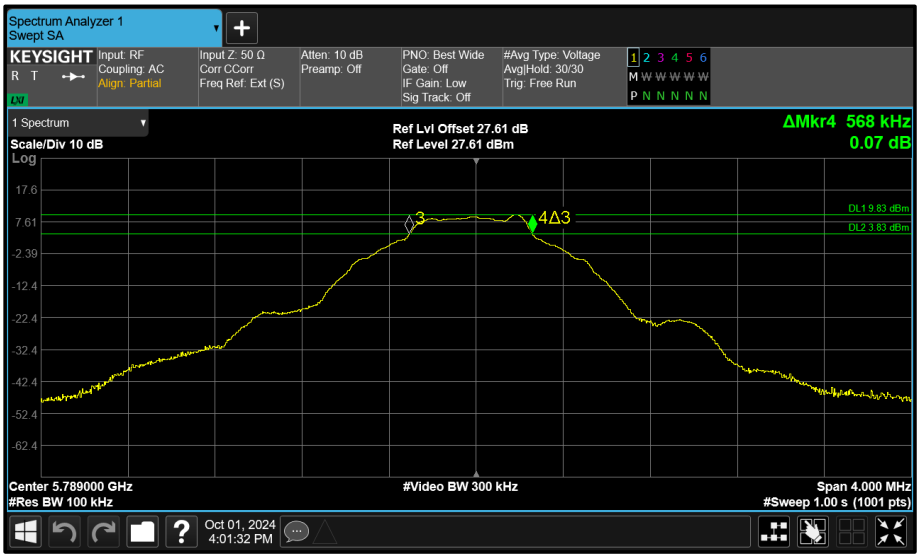

Figure 113 - Core 1 (B) 5789 MHz (CH64) 6 dB Bandwidth

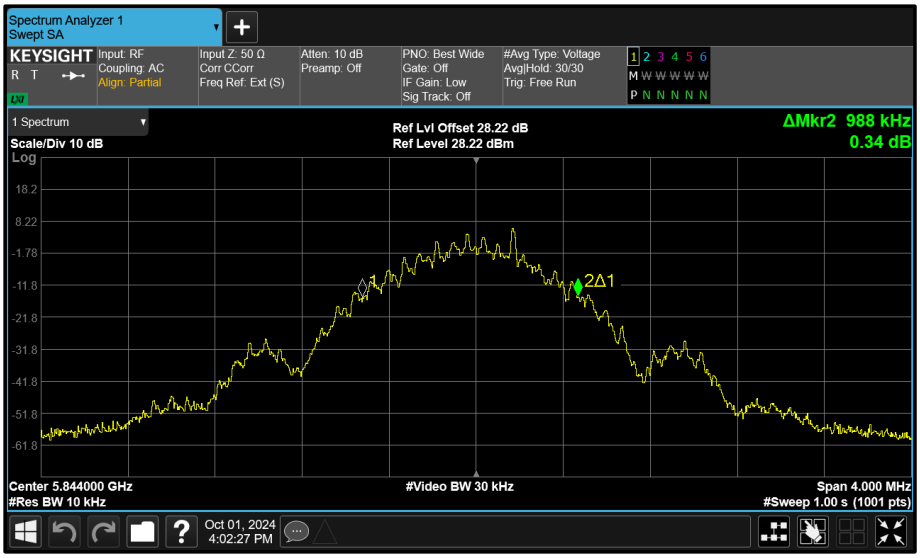

Figure 114 - Core 0 (A) 5844 MHz (CH119) 99% Bandwidth

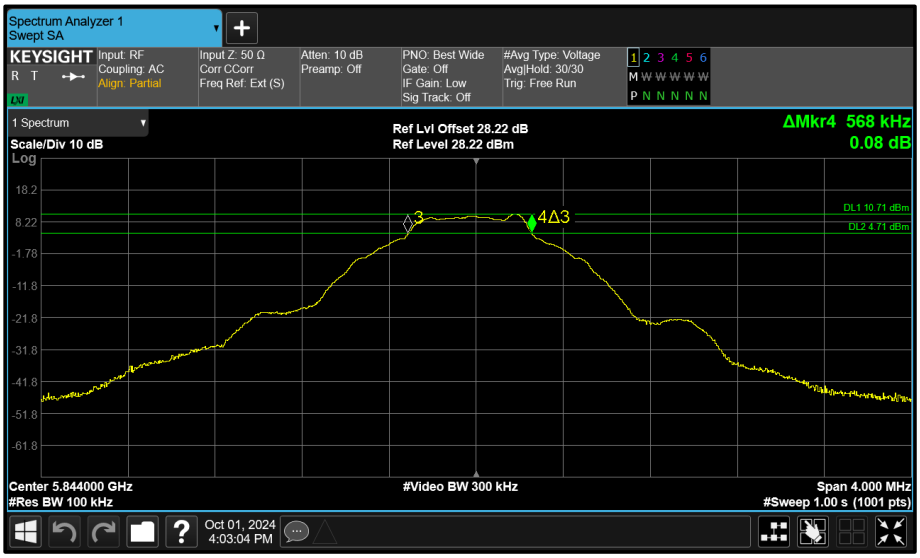

Figure 115 - Core 0 (A) 5844 MHz (CH119) 6 dB Bandwidth

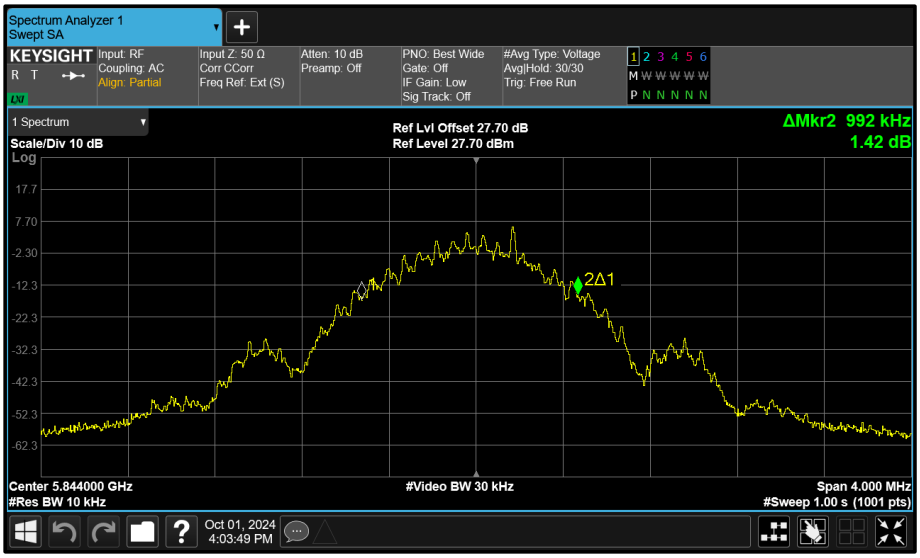

Figure 116 - Core 1 (B) 5844 MHz (CH119) 99% Bandwidth

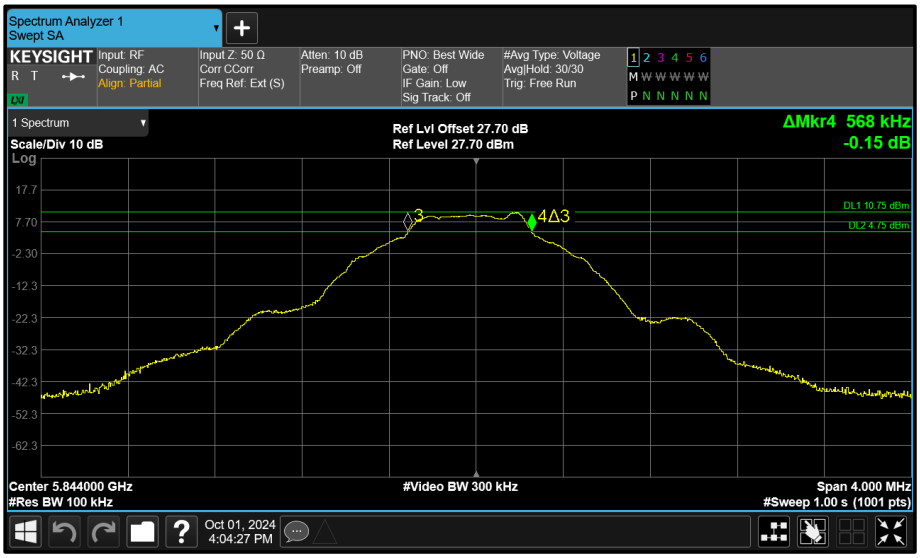

Figure 117 - Core 1 (B) 5844 MHz (CH119) 6 dB Bandwidth

Test Configuration			
Frequency Range:	5.725-5.850 GHz	Band:	U-NII-3
Limit Clause(s):	15.407(e)	Test Method(s):	C63.10 6.9.3 789033 D02 v02r01 II.C.2.
Additional Reference(s):	-		

DUT Configuration			
Mode:	iPA π/4 DQPSK (4-DH5)	Duty Cycle (%):	-
Antenna Configuration:	Beamforming	DCCF (dB):	-
Active Port(s):	A+B (Core 0 + Core 1)	Peak Antenna Gain (dBi):	-

Test Frequency (MHz)	6 dB Bandwidth (MHz)				Limit (kHz)
	A	B	C	D	
5733	1.880	1.880	-	-	≥500.0
5789	1.896	1.904	-	-	≥500.0
5844	1.880	1.880	-	-	≥500.0

Table 48 - 6 dB Bandwidth Results

Test Frequency (MHz)	99% Bandwidth (MHz)				Limit (kHz)
	A	B	C	D	
5733	2.352	2.368	-	-	-
5789	2.360	2.368	-	-	-
5844	2.352	2.360	-	-	-

Table 49 - 99% Bandwidth Results

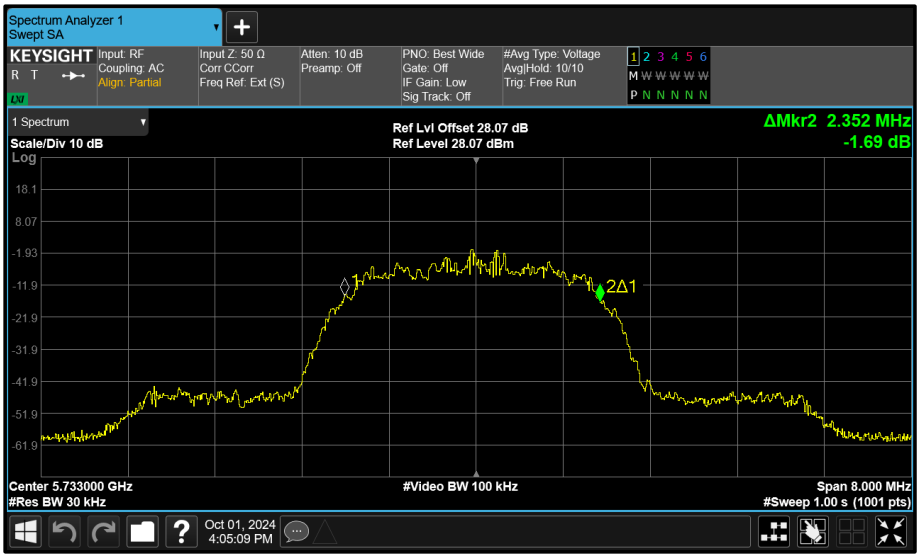

Figure 118 - Core 0 (A) 5733 MHz (CH8) 99% Bandwidth

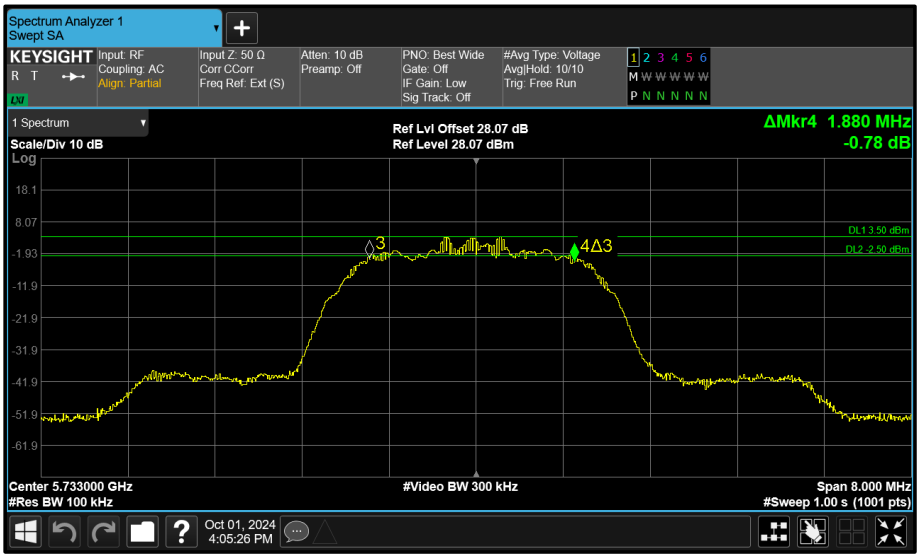

Figure 119 - Core 0 (A) 5733 MHz (CH8) 6 dB Bandwidth

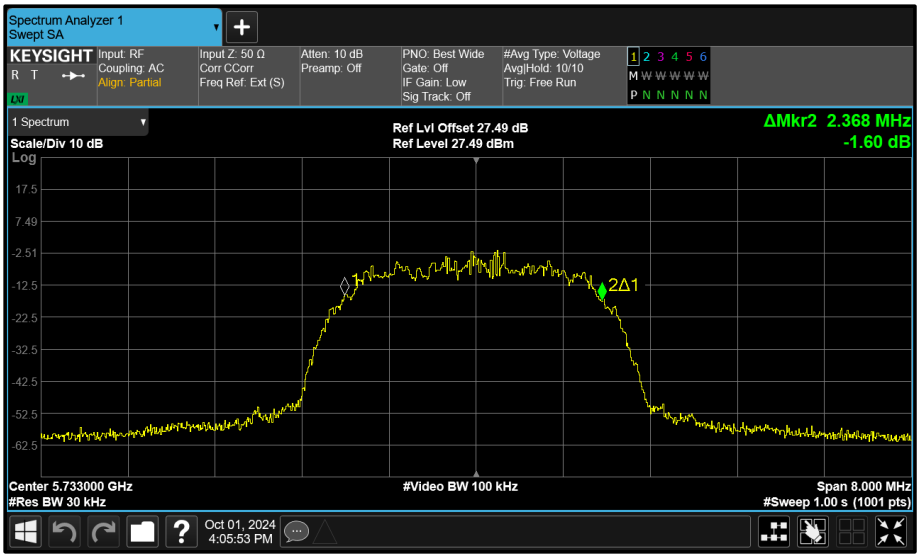

Figure 120 - Core 1 (B) 5733 MHz (CH8) 99% Bandwidth

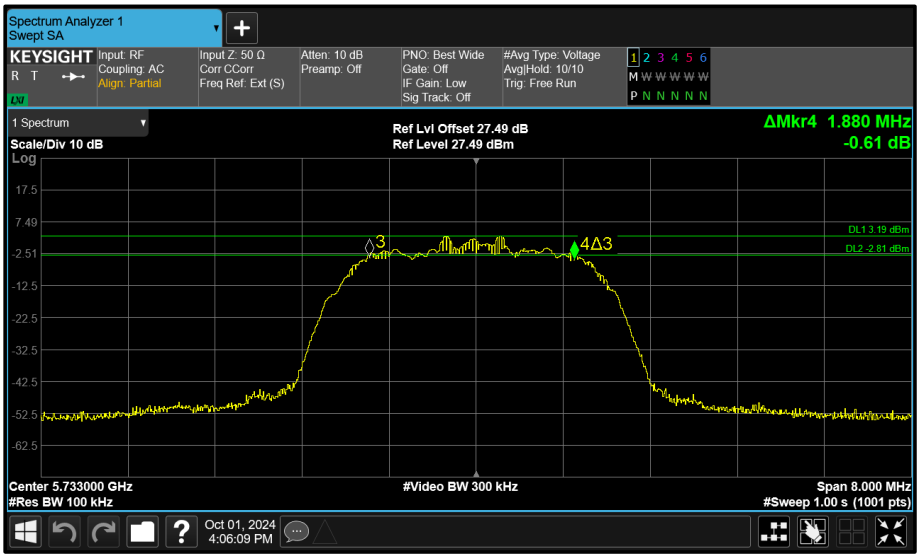

Figure 121 - Core 1 (B) 5733 MHz (CH8) 6 dB Bandwidth

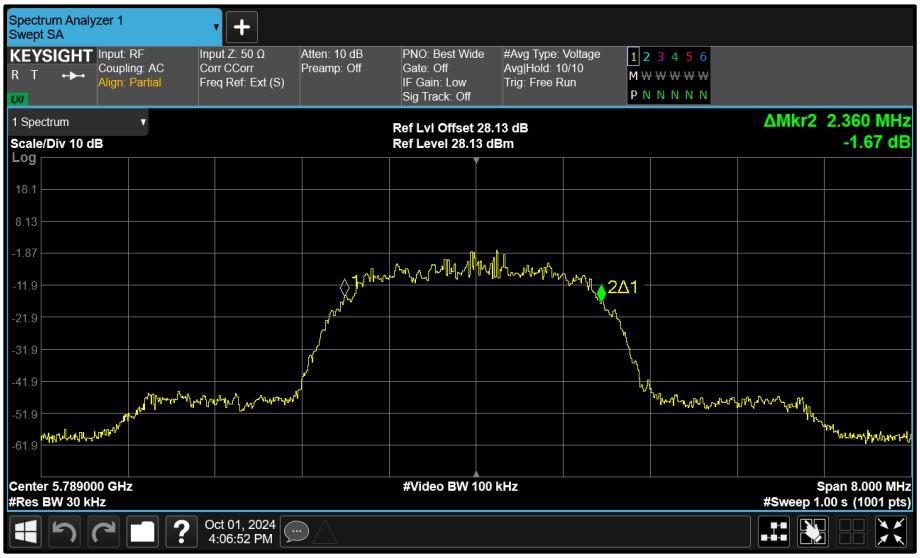

Figure 122 - Core 0 (A) 5789 MHz (CH64) 99% Bandwidth

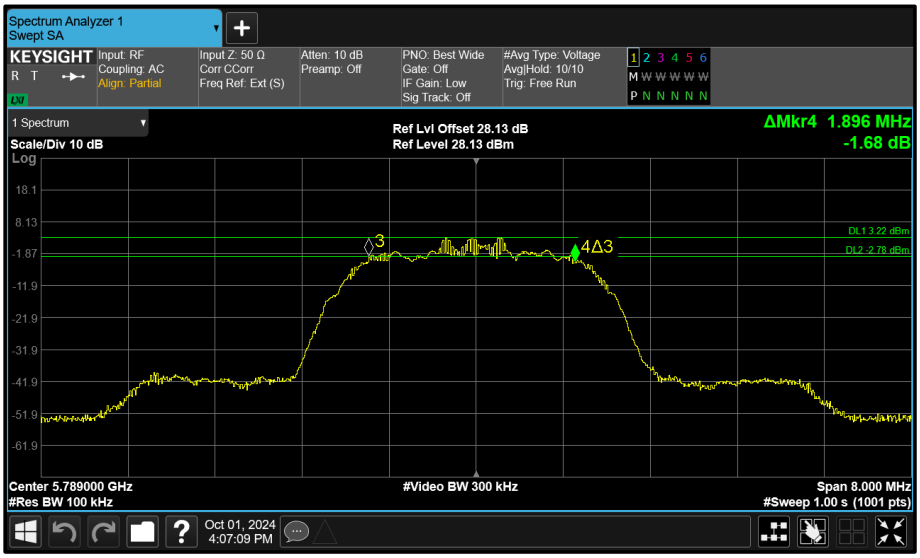

Figure 123 - Core 0 (A) 5789 MHz (CH64) 6 dB Bandwidth

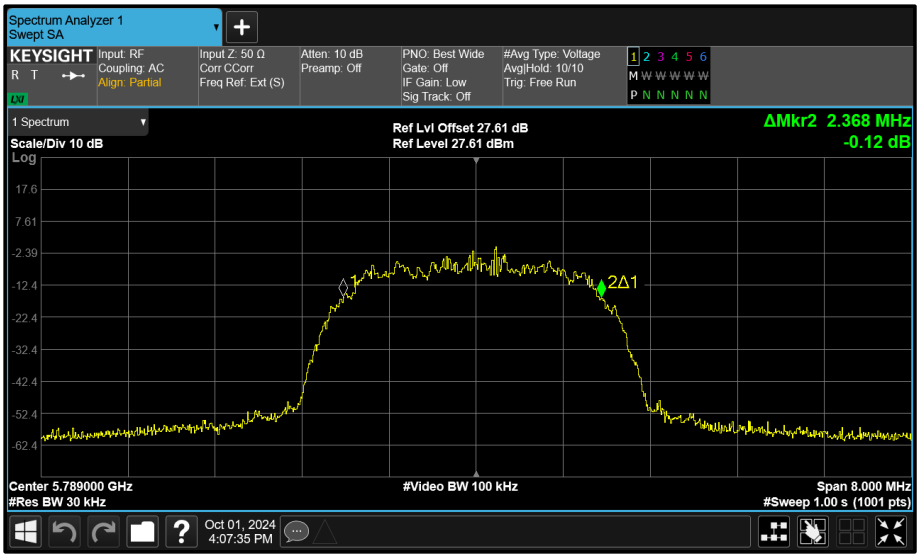

Figure 124 - Core 1 (B) 5789 MHz (CH64) 99% Bandwidth

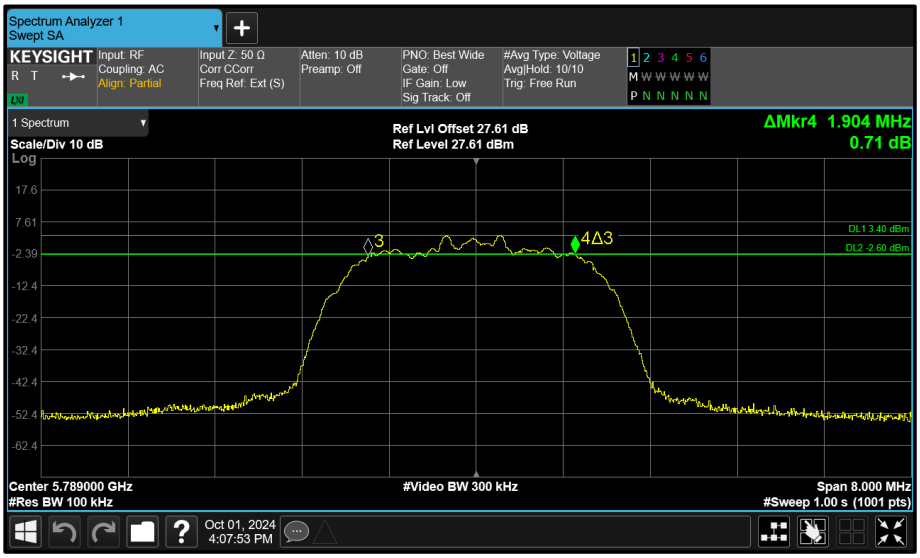

Figure 125 - Core 1 (B) 5789 MHz (CH64) 6 dB Bandwidth

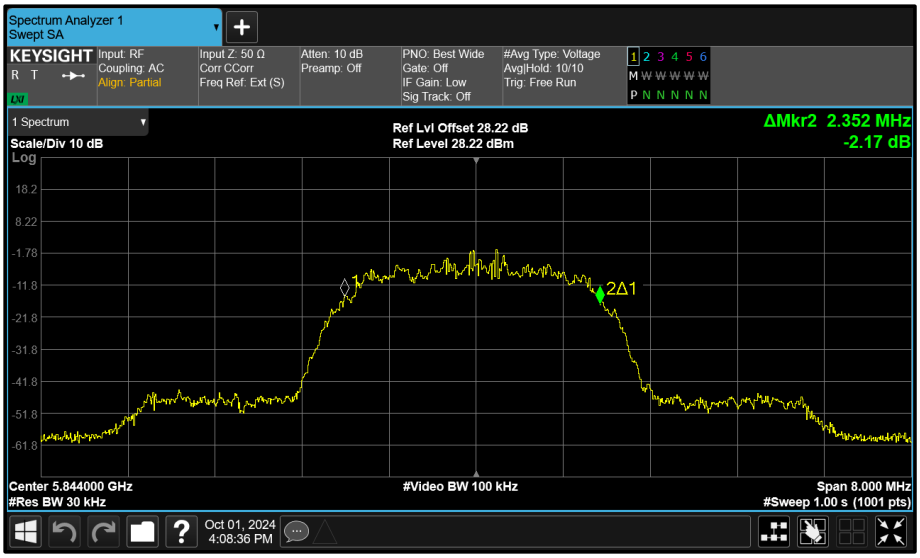

Figure 126 - Core 0 (A) 5844 MHz (CH119) 99% Bandwidth

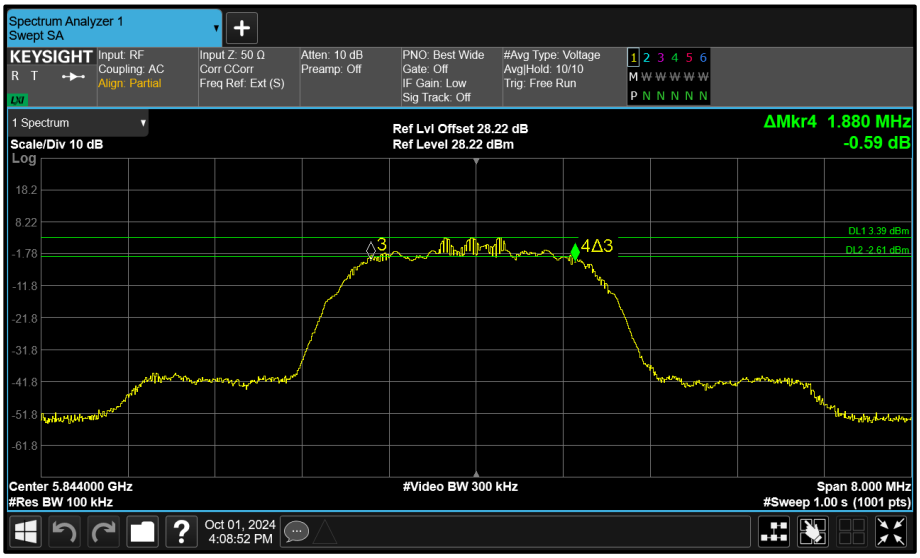

Figure 127 - Core 0 (A) 5844 MHz (CH119) 6 dB Bandwidth

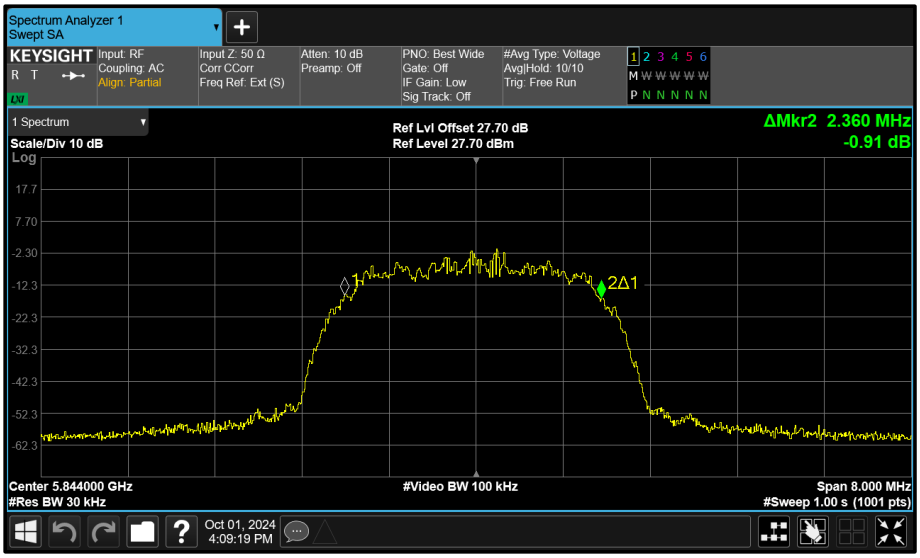

Figure 128 - Core 1 (B) 5844 MHz (CH119) 99% Bandwidth

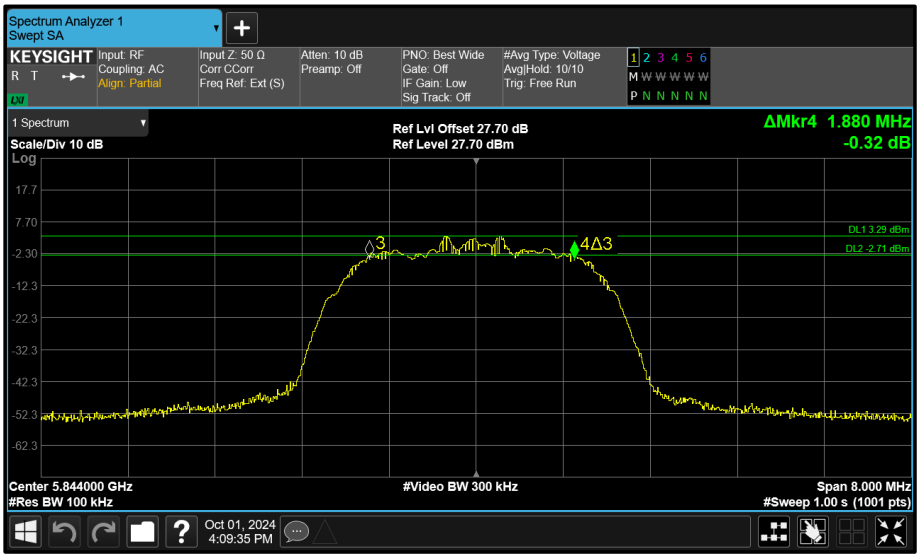

Figure 129 - Core 1 (B) 5844 MHz (CH119) 6 dB Bandwidth

Test Configuration			
Frequency Range:	5.725-5.850 GHz	Band:	U-NII-3
Limit Clause(s):	15.407(e)	Test Method(s):	C63.10 6.9.3 789033 D02 v02r01 II.C.2.
Additional Reference(s):	-		

DUT Configuration			
Mode:	iPA π/4 DQPSK (8-DH5)	Duty Cycle (%):	-
Antenna Configuration:	Beamforming	DCCF (dB):	-
Active Port(s):	A+B (Core 0 + Core 1)	Peak Antenna Gain (dBi):	-

Test Frequency (MHz)	6 dB Bandwidth (MHz)				Limit (kHz)
	A	B	C	D	
5733	1.020	1.020	-	-	≥500.0
5789	0.960	1.020	-	-	≥500.0
5844	0.990	1.005	-	-	≥500.0

Table 50 - 6 dB Bandwidth Results

Test Frequency (MHz)	99% Bandwidth (MHz)				Limit (kHz)
	A	B	C	D	
5733	4.665	4.665	-	-	-
5789	4.710	4.665	-	-	-
5844	4.710	4.710	-	-	-

Table 51 - 99% Bandwidth Results

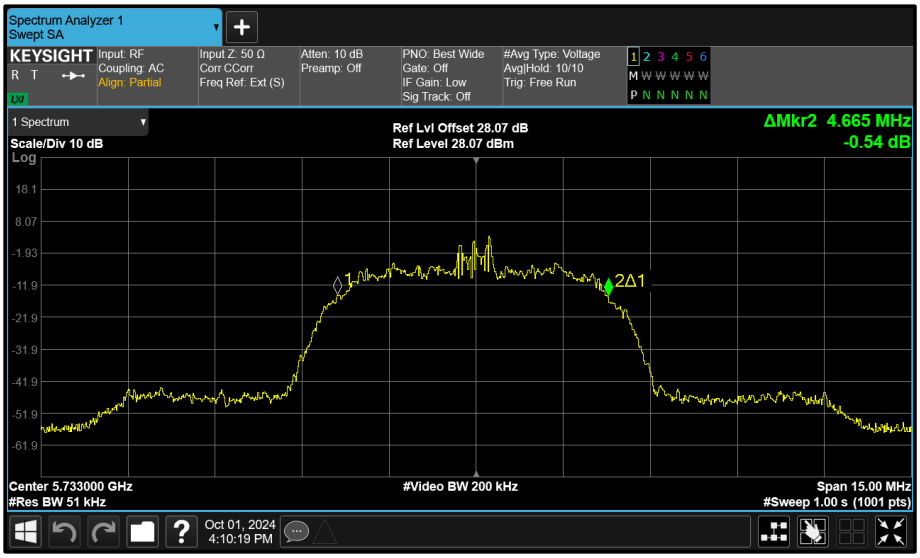

Figure 130 - Core 0 (A) 5733 MHz (CH8) 99% Bandwidth

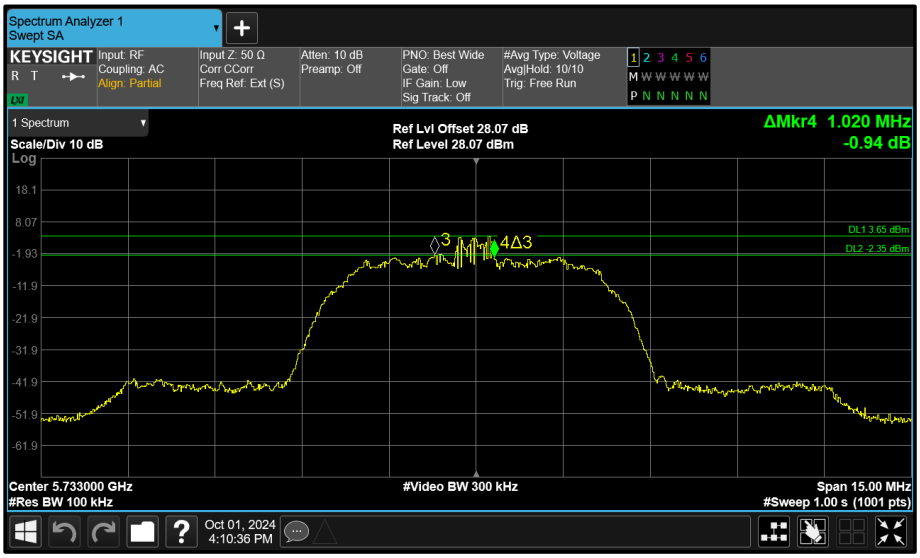

Figure 131 - Core 0 (A) 5733 MHz (CH8) 6 dB Bandwidth

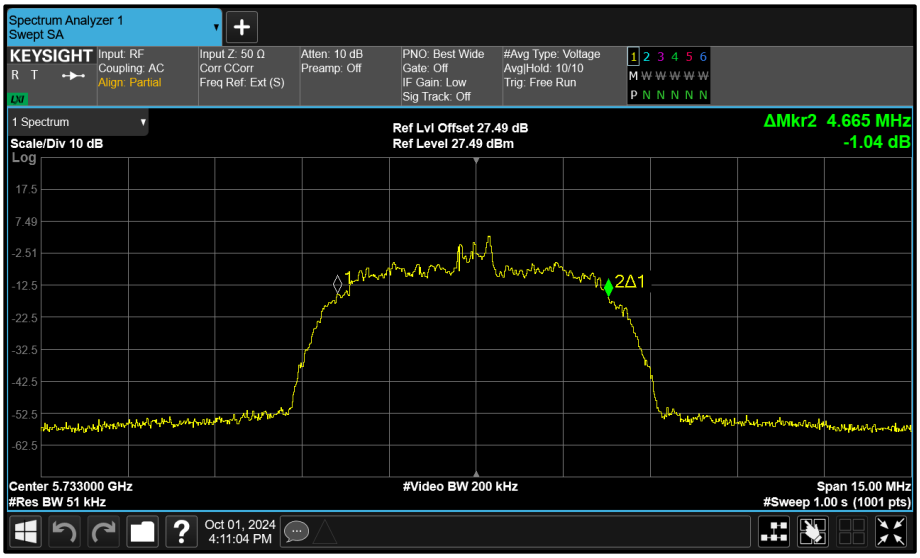

Figure 132 - Core 1 (B) 5733 MHz (CH8) 99% Bandwidth

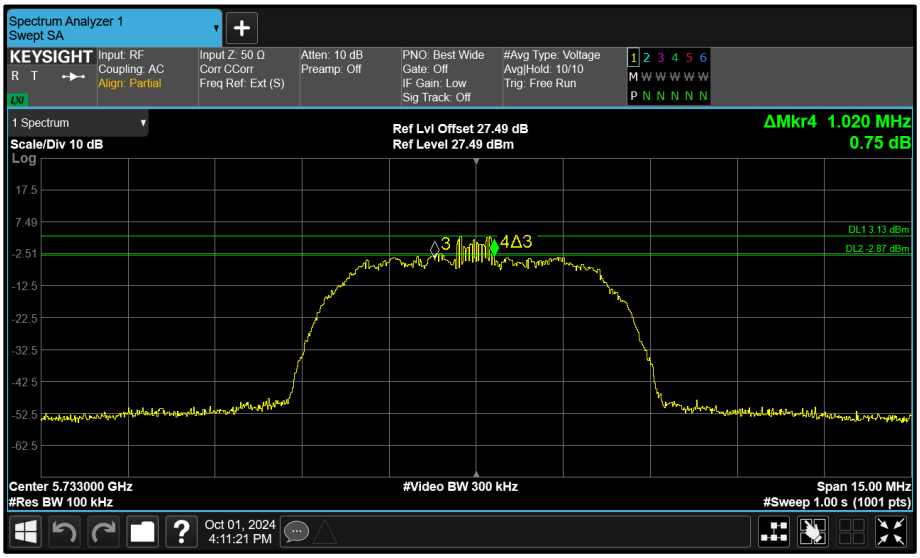

Figure 133 - Core 1 (B) 5733 MHz (CH8) 6 dB Bandwidth

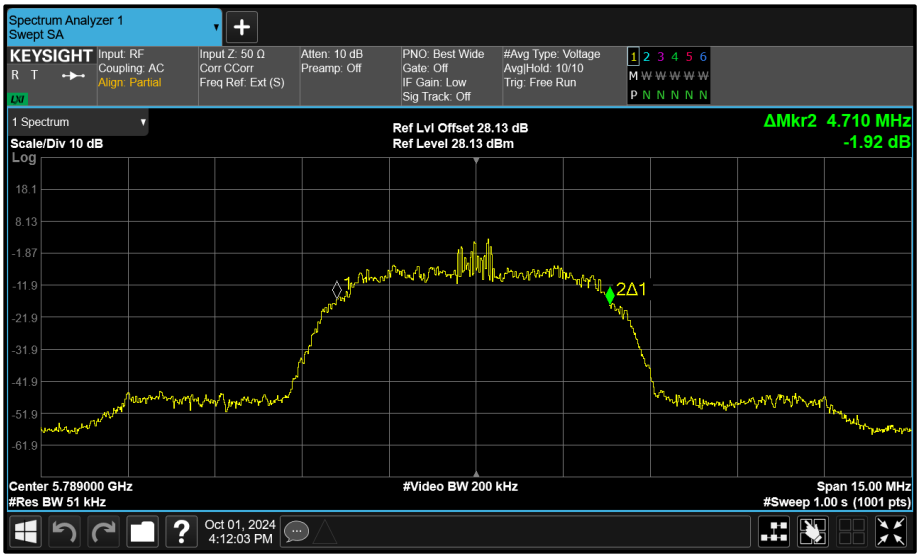

Figure 134 - Core 0 (A) 5789 MHz (CH64) 99% Bandwidth

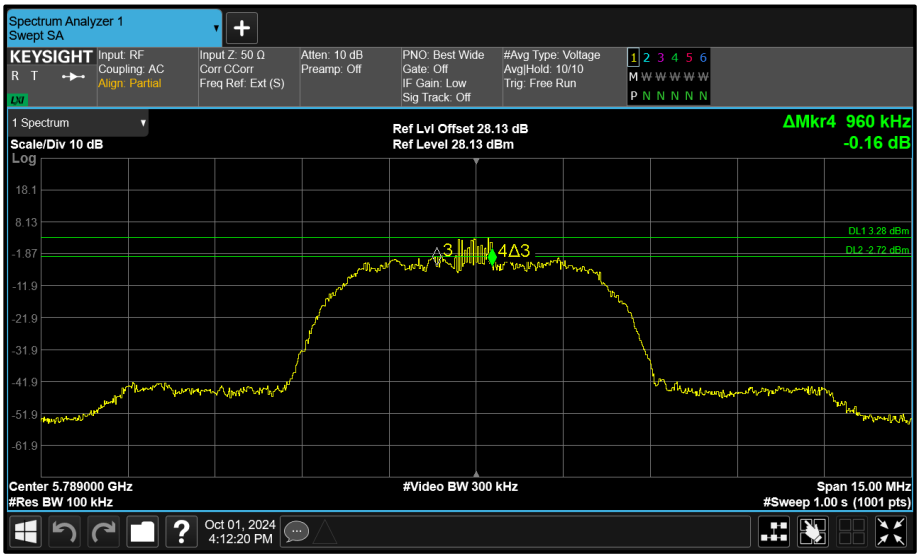

Figure 135 - Core 0 (A) 5789 MHz (CH64) 6 dB Bandwidth

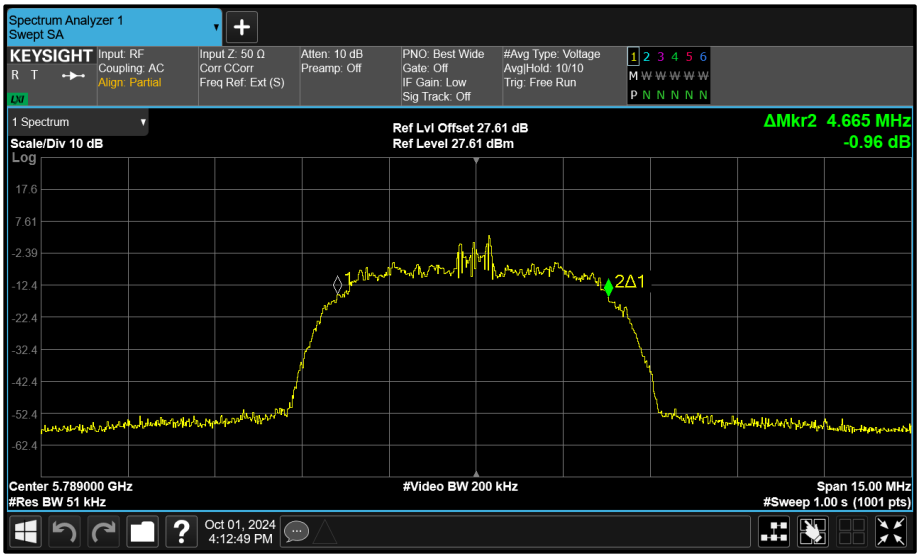

Figure 136 - Core 1 (B) 5789 MHz (CH64) 99% Bandwidth

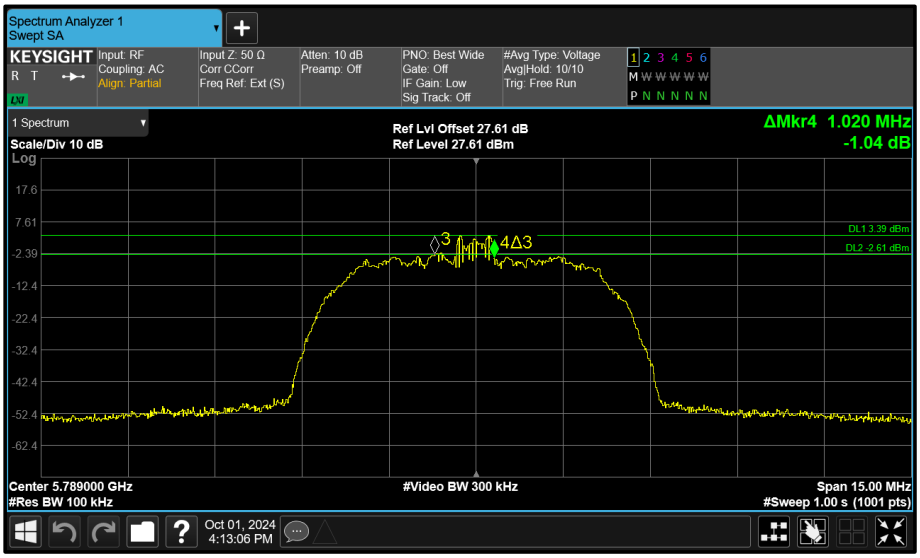

Figure 137 - Core 1 (B) 5789 MHz (CH64) 6 dB Bandwidth

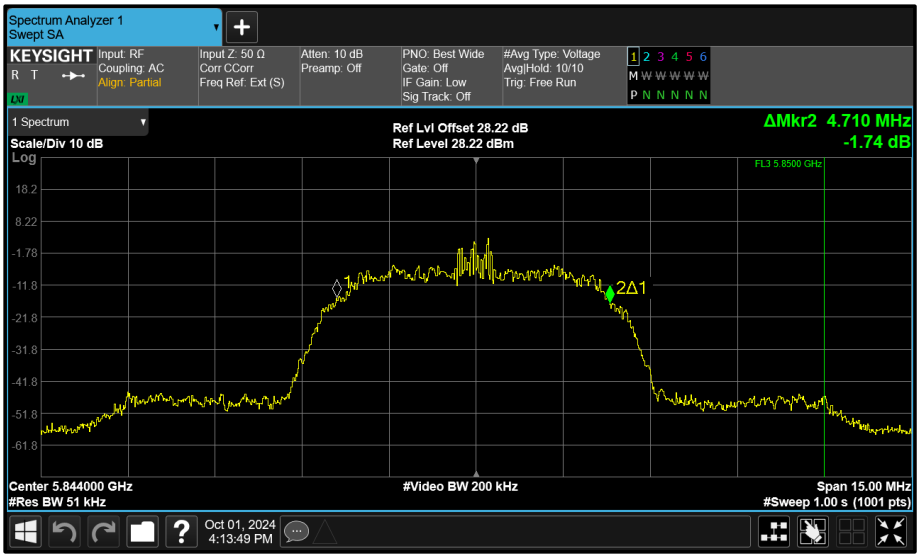

Figure 138 - Core 0 (A) 5844 MHz (CH119) 99% Bandwidth

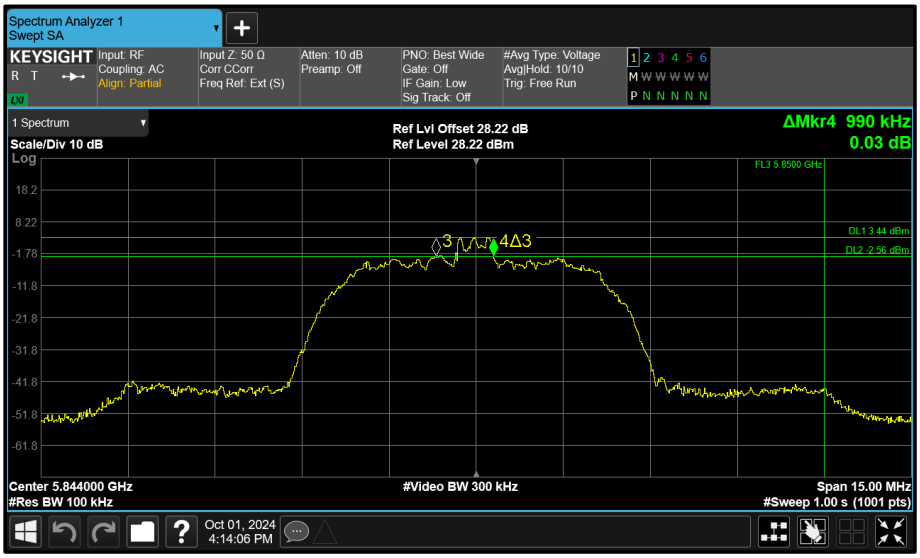

Figure 139 - Core 0 (A) 5844 MHz (CH119) 6 dB Bandwidth

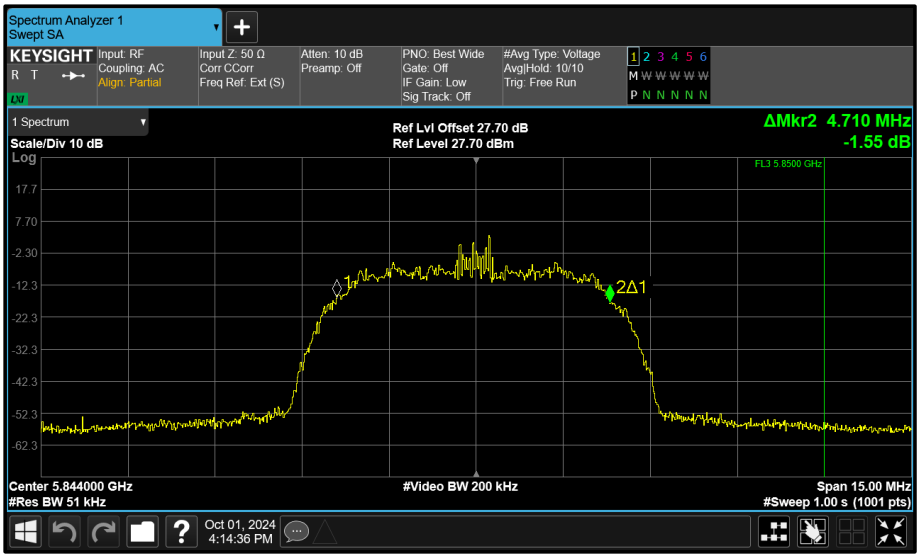

Figure 140 - Core 1 (B) 5844 MHz (CH119) 99% Bandwidth

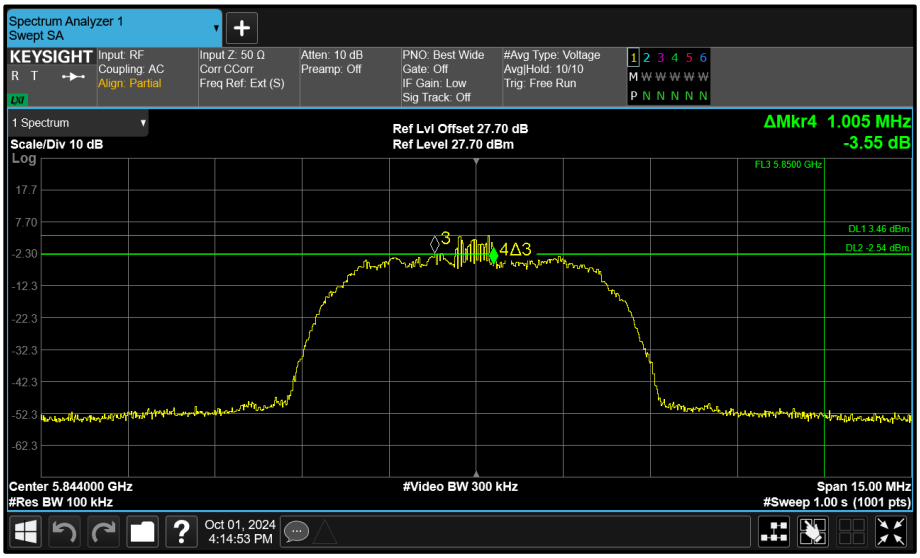

Figure 141 - Core 1 (B) 5844 MHz (CH119) 6 dB Bandwidth

Test Configuration			
Frequency Range:	5.725-5.850 GHz	Band:	U-NII-3
Limit Clause(s):	15.407(e)	Test Method(s):	C63.10 6.9.3 789033 D02 v02r01 II.C.2.
Additional Reference(s):	-		

DUT Configuration			
Mode:	ePA π/4 DQPSK (4-DH5)	Duty Cycle (%):	-
Antenna Configuration:	Beamforming	DCCF (dB):	-
Active Port(s):	A+B (Core 0 + Core 1)	Peak Antenna Gain (dBi):	-

Test Frequency (MHz)	6 dB Bandwidth (MHz)				Limit (kHz)
	A	B	C	D	
5733	1.904	1.896	-	-	≥500.0
5789	1.896	1.880	-	-	≥500.0
5844	1.904	1.888	-	-	≥500.0

Table 52 - 6 dB Bandwidth Results

Test Frequency (MHz)	99% Bandwidth (MHz)				Limit (kHz)
	A	B	C	D	
5733	2.376	2.368	-	-	-
5789	2.384	2.360	-	-	-
5844	2.368	2.376	-	-	-

Table 53 - 99% Bandwidth Results