TUV SUD SERVICES (UK) LIMITED
Digitally signed by TUV SUD SERVICES (UK) LIMITED
Date: 2026.01.23 15:50:58 Z

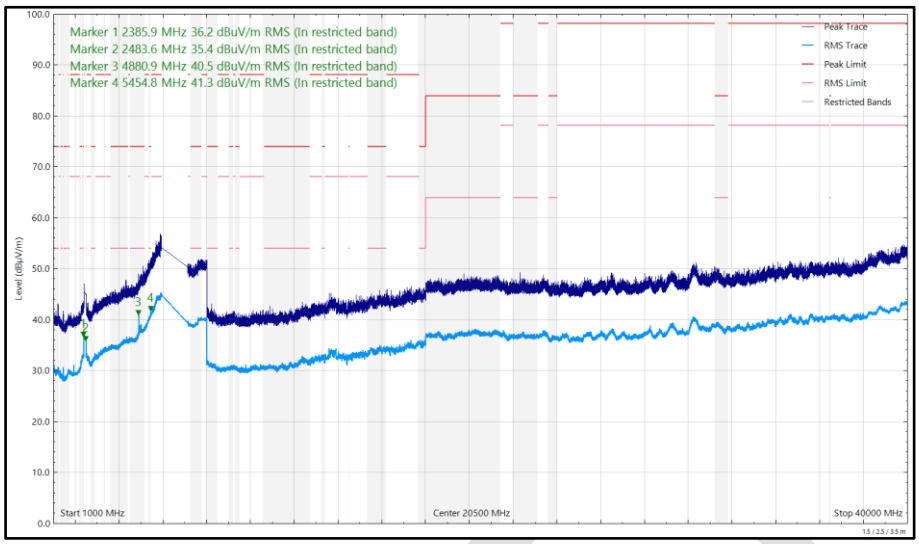

Figure 53 - 6175 MHz (CH45), HE20, SU, CDD, Core 0 + Core 1 and 2440 MHz (CH18), Thread, ePA, Core 1, 1 GHz to 40 GHz, Vertical

DRAFT

Frequency (MHz)	Level (dBµV/m)	Limit (dBµV/m)	Margin (dB)	Detector	Angle (°)	Height (cm)	Polarisation
37.754	20.14	40.00	-19.86	Q-Peak	310	397	Horizontal
73.295	17.60	40.00	-22.40	Q-Peak	68	347	Horizontal
73.573	20.46	40.00	-19.54	Q-Peak	326	107	Vertical
108.751	22.45	43.50	-21.05	Q-Peak	101	113	Vertical
137.660	19.88	43.50	-23.62	Q-Peak	5	120	Vertical
164.182	21.05	43.50	-22.45	Q-Peak	4	308	Horizontal
164.771	21.09	43.50	-22.41	Q-Peak	56	100	Vertical
331.396	22.67	46.00	-23.33	Q-Peak	350	132	Horizontal
2389.879	33.75	54.00	-20.25	RMS	8	313	Vertical
2483.520	34.16	54.00	-19.84	RMS	19	282	Vertical
5456.153	37.51	54.00	-16.49	RMS	280	399	Horizontal
5456.353	40.92	54.00	-13.08	RMS	17	322	Vertical
7257.391	39.48	54.00	-14.52	RMS	4	260	Vertical
7258.796	38.37	54.00	-15.63	RMS	242	361	Horizontal

Table 22 - 6995 MHz (CH209), HE20, SU, CDD, Core 0 + Core 1 and 2440 MHz (CH18), Thread, ePA, Core 0, 30 MHz to 40 GHz

No other emissions found within 20 dB of the limit.

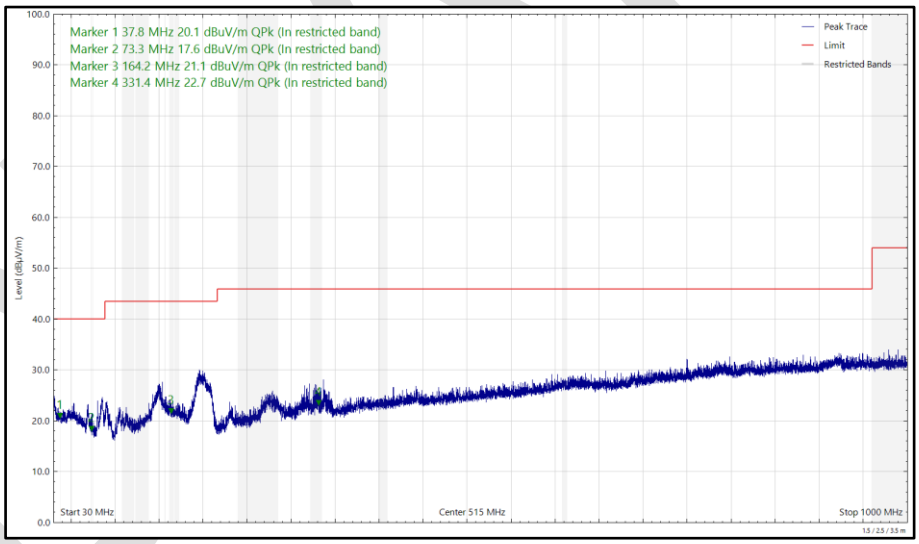

Figure 54 - 6995 MHz (CH209), HE20, SU, CDD, Core 0 + Core 1 and 2440 MHz (CH18), Thread, ePA, Core 0, 30 MHz to 1 GHz, Horizontal (Peak)

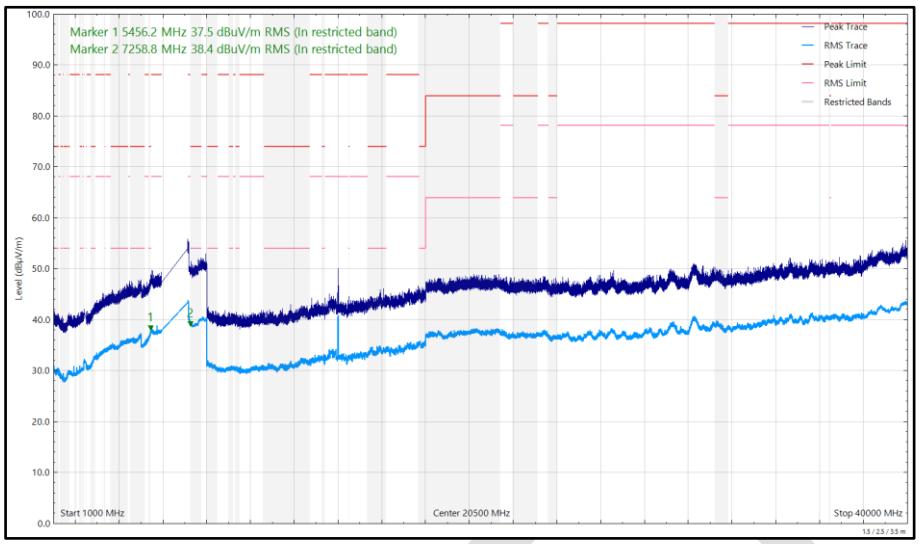

Figure 55 - 6995 MHz (CH209), HE20, SU, CDD, Core 0 + Core 1 and 2440 MHz (CH18), Thread, ePA, Core 0, 1 GHz to 40 GHz, Horizontal

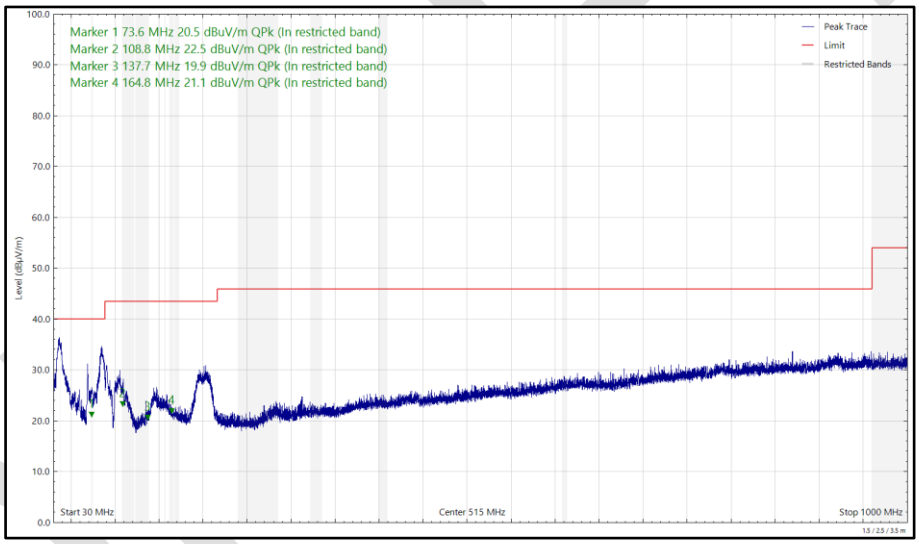

Figure 56 - 6995 MHz (CH209), HE20, SU, CDD, Core 0 + Core 1 and 2440 MHz (CH18), Thread, ePA, Core 0, 30 MHz to 1 GHz, Vertical (Peak)

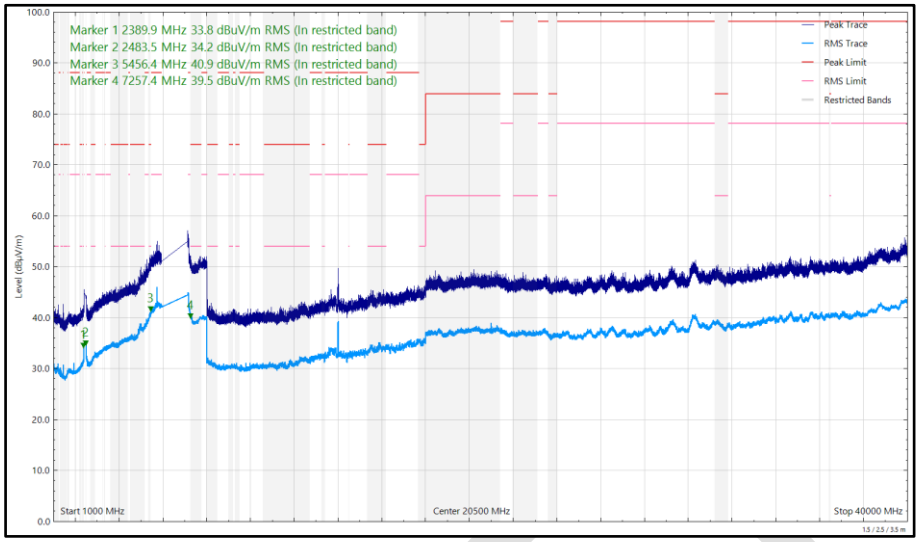

Figure 57 - 6995 MHz (CH209), HE20, SU, CDD, Core 0 + Core 1 and 2440 MHz (CH18), Thread, ePA, Core 0, 1 GHz to 40 GHz, Vertical

DRAFT

Frequency (MHz)	Level (dBµV/m)	Limit (dBµV/m)	Margin (dB)	Detector	Angle (°)	Height (cm)	Polarisation
38.105	20.21	40.00	-19.79	Q-Peak	355	233	Horizontal
73.176	20.21	40.00	-19.79	Q-Peak	270	100	Vertical
108.210	20.99	43.50	-22.51	Q-Peak	134	113	Vertical
112.330	18.19	43.50	-25.31	Q-Peak	360	261	Horizontal
150.025	23.12	43.50	-20.38	Q-Peak	148	191	Horizontal
163.290	21.00	43.50	-22.50	Q-Peak	39	386	Horizontal
329.509	22.37	46.00	-23.63	Q-Peak	197	103	Horizontal
2389.663	36.17	54.00	-17.83	RMS	1	282	Vertical
2483.707	35.23	54.00	-18.77	RMS	0	368	Vertical
4879.190	40.60	54.00	-13.40	RMS	340	273	Vertical
5458.288	41.17	54.00	-12.83	RMS	330	300	Vertical
5459.473	37.22	54.00	-16.78	RMS	42	374	Horizontal
7251.067	39.02	54.00	-14.98	RMS	360	172	Vertical
7252.910	38.86	54.00	-15.14	RMS	71	396	Horizontal

Table 23 - 6995 MHz (CH209), HE20, SU, CDD, Core 0 + Core 1 and 2440 MHz (CH18), Thread, ePA, Core 1, 30 MHz to 40 GHz

No other emissions found within 20 dB of the limit.

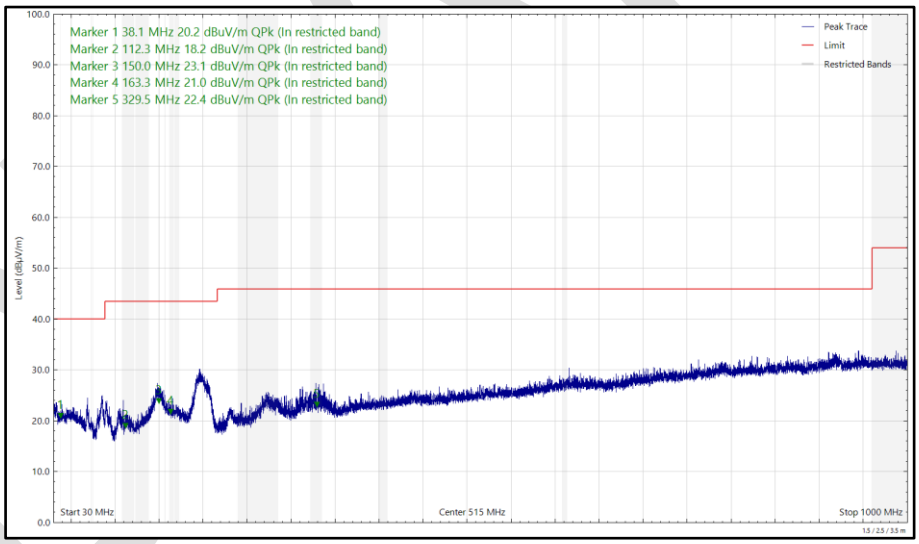

Figure 58 - 6995 MHz (CH209), HE20, SU, CDD, Core 0 + Core 1 and 2440 MHz (CH18), Thread, ePA, Core 1, 30 MHz to 1 GHz, Horizontal (Peak)

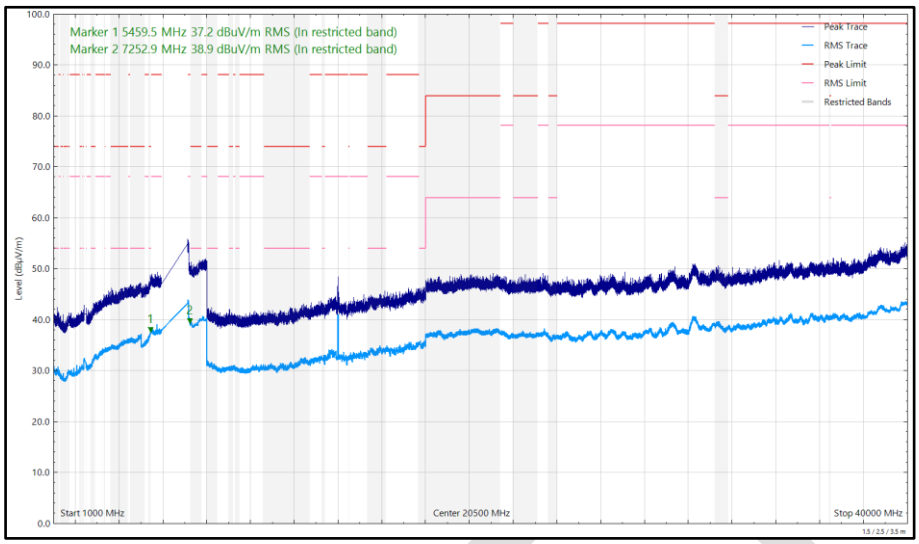

Figure 59 - 6995 MHz (CH209), HE20, SU, CDD, Core 0 + Core 1 and 2440 MHz (CH18), Thread, ePA, Core 1, 1 GHz to 40 GHz, Horizontal

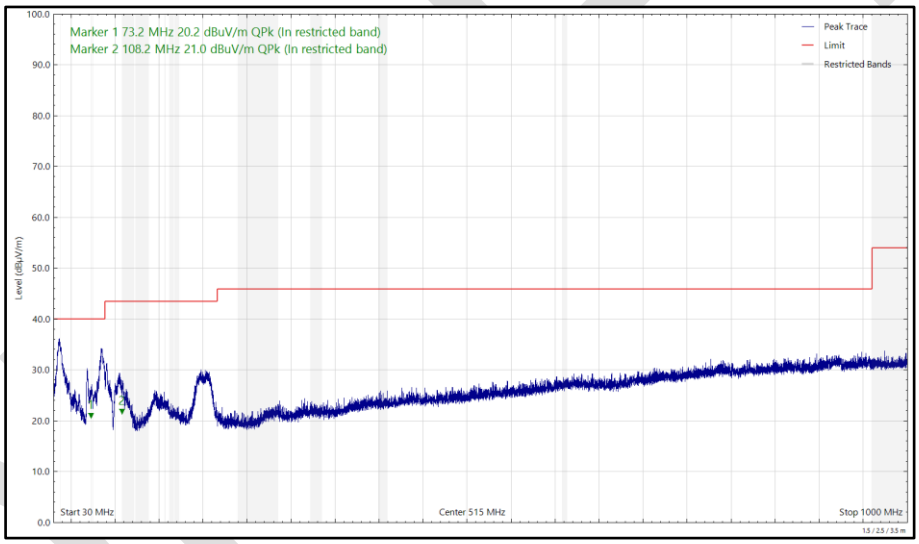

Figure 60 - 6995 MHz (CH209), HE20, SU, CDD, Core 0 + Core 1 and 2440 MHz (CH18), Thread, ePA, Core 1, 30 MHz to 1 GHz, Vertical (Peak)

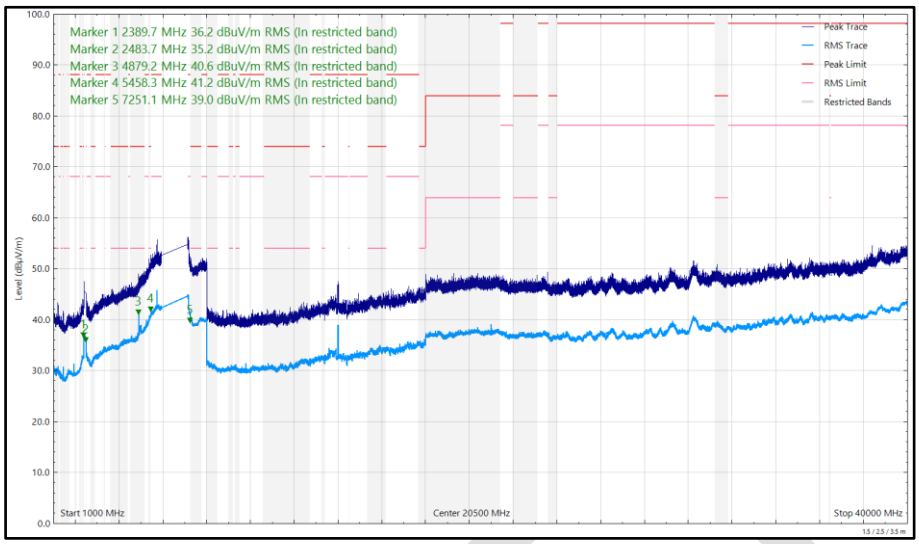

Figure 61 - 6995 MHz (CH209), HE20, SU, CDD, Core 0 + Core 1 and 2440 MHz (CH18), Thread, ePA, Core 1, 1 GHz to 40 GHz, Vertical

FCC 47 CFR Part 15, ISED RSS-247, ISED RSS-248 and ISED RSS-GEN

The least stringent limit from the applicable rule parts was used to determine compliance for Radiated Emissions testing of multiple transmission sources.

The least stringent applicable limit was:

Clause	Limit
Part 15 247 (d) / RSS-247 Clause 6.6	-20 dBc / -30 dBc
Part 15.407 (b) / RSS-248 Clause 4.6.2	Peak: -7 dBm/MHz e.i.r.p, Average: -27 dBm/MHz e.i.r.p.
Part 15.209 / RSS-GEN Clause 8.9	Peak: 74 dBµV/m at 3m, Average 54 dBµV/m at 3m (Restricted bands > 1 GHz)

Table 24

DRAFT

2.4 GHz WLAN and 2.4 GHz Bluetooth and 5 GHz Narrowband

Frequency (MHz)	Level (dBµV/m)	Limit (dBµV/m)	Margin (dB)	Detector	Angle (°)	Height (cm)	Polarisation
38.107	31.51	40.00	-8.49	Q-Peak	67	101	Vertical
39.042	21.15	40.00	-18.85	Q-Peak	253	110	Horizontal
73.121	18.79	40.00	-21.21	Q-Peak	353	110	Vertical
132.572	19.21	43.50	-24.29	Q-Peak	316	390	Vertical
136.230	19.49	43.50	-24.01	Q-Peak	50	400	Horizontal
162.742	20.72	43.50	-22.78	Q-Peak	359	388	Vertical
164.075	21.05	43.50	-22.45	Q-Peak	172	395	Horizontal
242.995	22.54	46.00	-23.46	Q-Peak	263	100	Vertical
264.760	21.59	46.00	-24.41	Q-Peak	268	103	Horizontal
330.688	22.67	46.00	-23.33	Q-Peak	196	174	Horizontal
2384.727	54.24	74.00	-19.76	Peak	348	343	Vertical
2386.188	33.24	54.00	-20.76	CISPR Avg	56	198	Horizontal
2389.414	39.03	54.00	-14.97	CISPR Avg	6	331	Vertical
2483.833	54.30	74.00	-19.70	Peak	15	282	Vertical
2483.922	39.00	54.00	-15.00	CISPR Avg	15	395	Vertical
2484.116	32.98	54.00	-21.02	CISPR Avg	56	367	Horizontal
4899.958	37.25	54.00	-16.75	CISPR Avg	339	282	Vertical

Table 25 - 2437 MHz (CH6), HT20, Core 0 and 2450 MHz (CH48), DH5, ePA, Core 1 and 5204 MHz (CH5204), DH5, ePA, Core 0 + Core 1, 30 MHz to 40 GHz

No other emissions found within 12 dB of the limit.

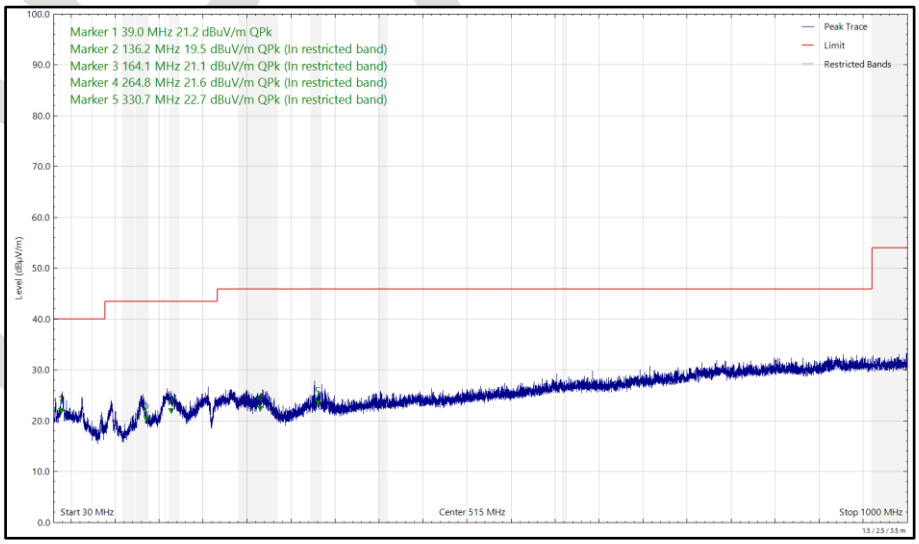

Figure 62 - 2437 MHz (CH6), HT20, Core 0 and 2450 MHz (CH48), DH5, ePA, Core 1 and 5204 MHz (CH5204), DH5, ePA, Core 0 + Core 1, 30 MHz to 1 GHz, Horizontal (Peak)

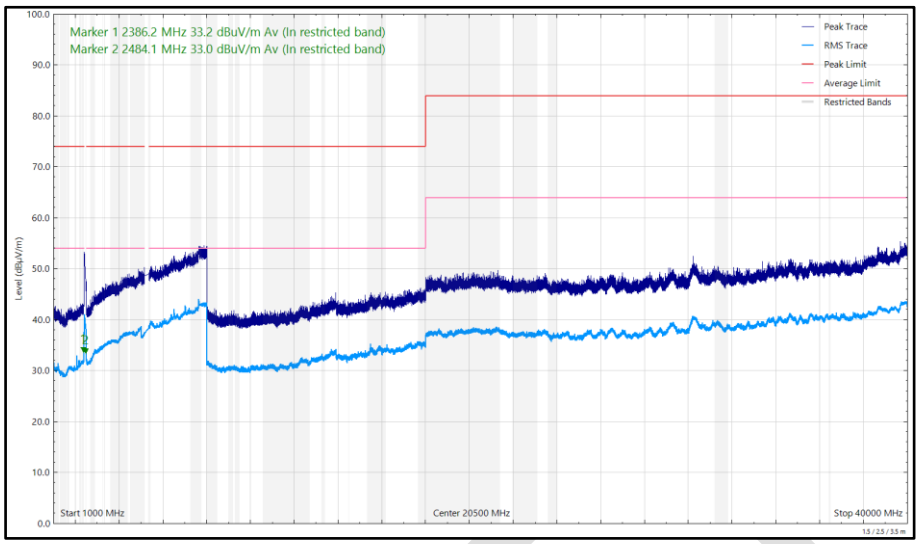

Figure 63 - 2437 MHz (CH6), HT20, Core 0 and 2450 MHz (CH48), DH5, ePA, Core 1 and 5204 MHz (CH5204), DH5, ePA, Core 0 + Core 1, 1 GHz to 40 GHz, Horizontal

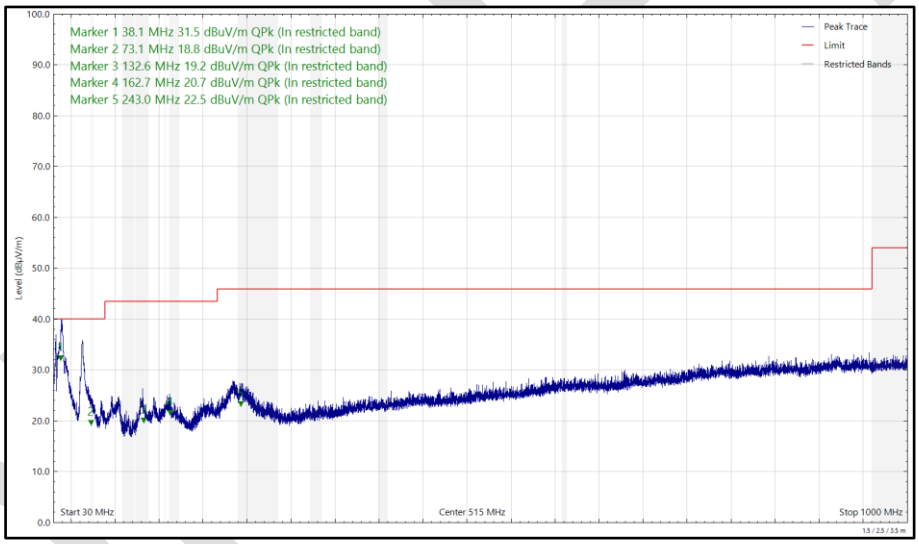

Figure 64 - 2437 MHz (CH6), HT20, Core 0 and 2450 MHz (CH48), DH5, ePA, Core 1 and 5204 MHz (CH5204), DH5, ePA, Core 0 + Core 1, 30 MHz to 1 GHz, Vertical (Peak)

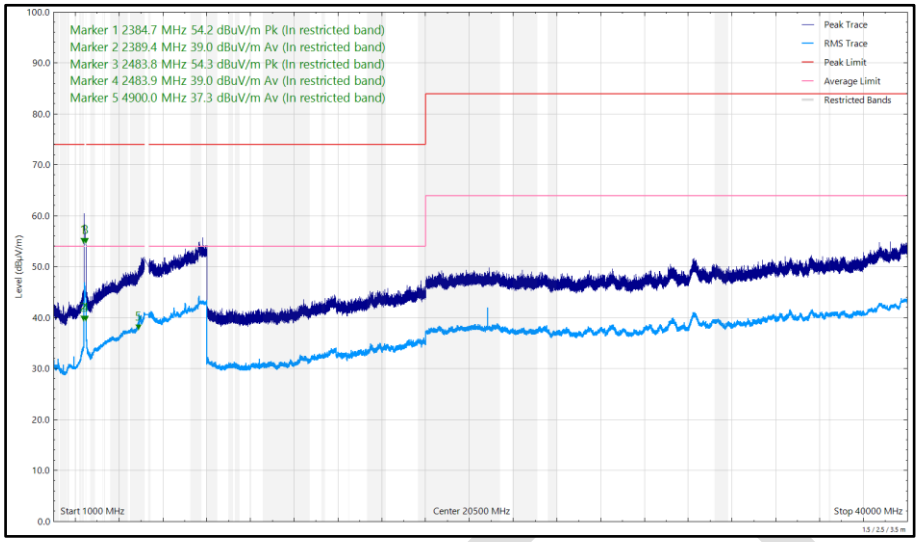

Figure 65 - 2437 MHz (CH6), HT20, Core 0 and 2450 MHz (CH48), DH5, ePA, Core 1 and 5204 MHz (CH5204), DH5, ePA, Core 0 + Core 1, 1 GHz to 40 GHz, Vertical

DRAFT

Frequency (MHz)	Level (dBµV/m)	Limit (dBµV/m)	Margin (dB)	Detector	Angle (°)	Height (cm)	Polarisation
38.235	32.10	40.00	-7.90	Q-Peak	164	105	Vertical
41.280	20.53	40.00	-19.47	Q-Peak	292	342	Horizontal
73.893	19.20	40.00	-20.80	Q-Peak	67	101	Vertical
132.040	20.60	43.50	-22.90	Q-Peak	350	346	Horizontal
134.807	19.47	43.50	-24.03	Q-Peak	178	257	Vertical
162.233	21.02	43.50	-22.48	Q-Peak	255	271	Vertical
162.607	22.08	43.50	-21.42	Q-Peak	154	276	Horizontal
243.365	22.41	46.00	-23.59	Q-Peak	246	104	Vertical
265.069	21.28	46.00	-24.72	Q-Peak	266	101	Horizontal
330.160	22.39	46.00	-23.61	Q-Peak	304	150	Horizontal
2387.748	39.29	54.00	-14.71	CISPR Avg	350	333	Vertical
2389.069	53.19	74.00	-20.81	Peak	360	267	Vertical
2389.654	33.96	54.00	-20.04	CISPR Avg	50	223	Horizontal
2483.681	40.11	54.00	-13.89	CISPR Avg	9	323	Vertical
2483.865	33.47	54.00	-20.53	CISPR Avg	56	351	Horizontal
2484.675	55.05	74.00	-18.95	Peak	13	311	Vertical
4900.957	34.18	54.00	-19.82	CISPR Avg	346	251	Vertical

Table 26 - 2437 MHz (CH6), HT20, Core 0 and 2450 MHz (CH48), DH5, ePA, Core 1 and 5788 MHz (CH5788), DH5, ePA, Core 0 + Core 1, 30 MHz to 40 GHz

No other emissions found within 12 dB of the limit.

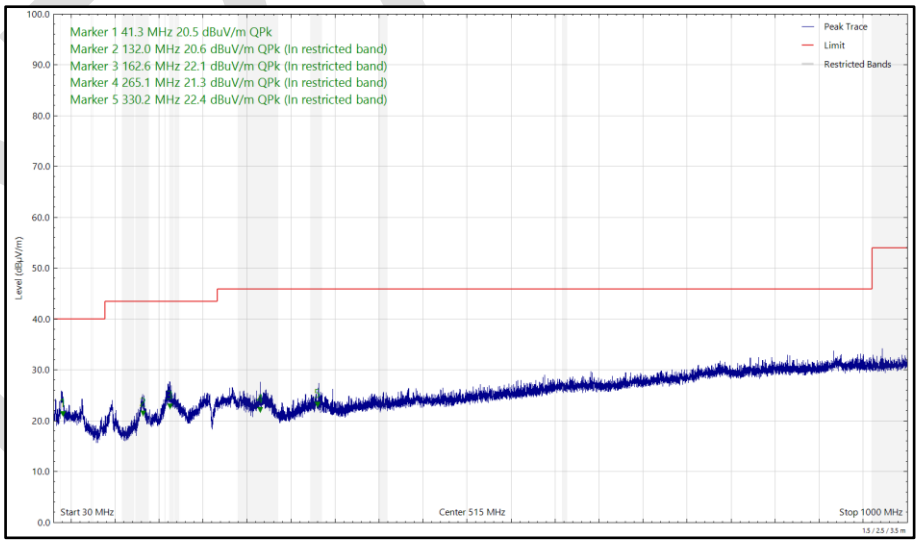

Figure 66 - 2437 MHz (CH6), HT20, Core 0 and 2450 MHz (CH48), DH5, ePA, Core 1 and 5788 MHz (CH5788), DH5, ePA, Core 0 + Core 1, 30 MHz to 1 GHz, Horizontal (Peak)

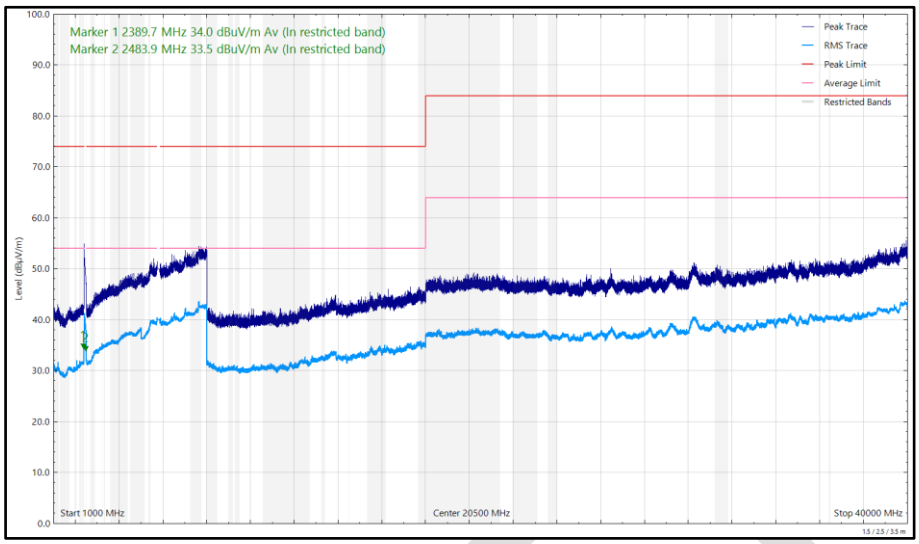

Figure 67 - 2437 MHz (CH6), HT20, Core 0 and 2450 MHz (CH48), DH5, ePA, Core 1 and 5788 MHz (CH5788), DH5, ePA, Core 0 + Core 1, 1 GHz to 40 GHz, Horizontal

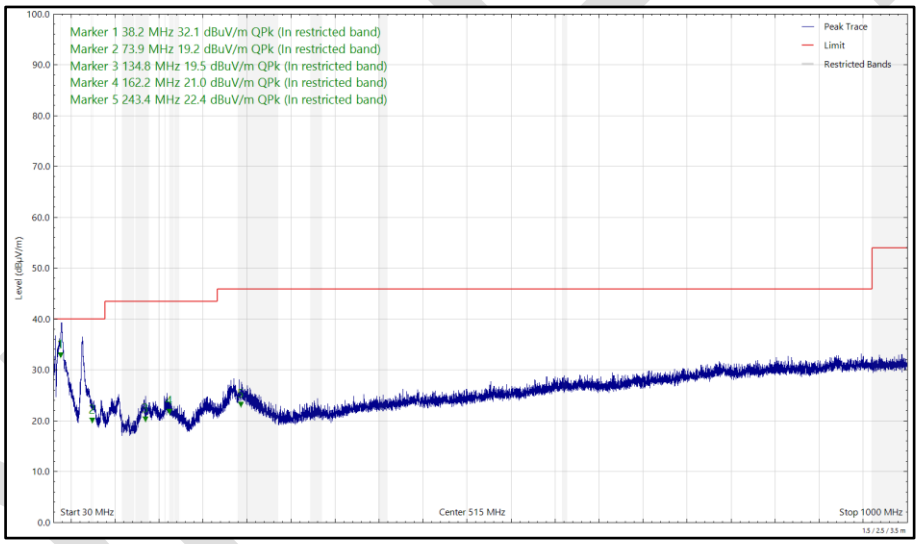

Figure 68 - 2437 MHz (CH6), HT20, Core 0 and 2450 MHz (CH48), DH5, ePA, Core 1 and 5788 MHz (CH5788), DH5, ePA, Core 0 + Core 1, 30 MHz to 1 GHz, Vertical (Peak)

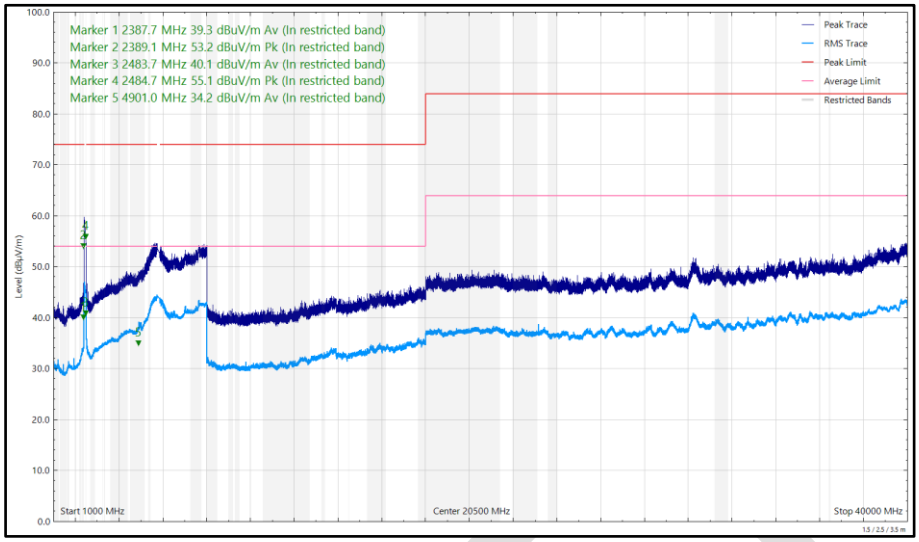

Figure 69 - 2437 MHz (CH6), HT20, Core 0 and 2450 MHz (CH48), DH5, ePA, Core 1 and 5788 MHz (CH5788), DH5, ePA, Core 0 + Core 1, 1 GHz to 40 GHz, Vertical

DRAFT

Frequency (MHz)	Level (dBµV/m)	Limit (dBµV/m)	Margin (dB)	Detector	Angle (°)	Height (cm)	Polarisation
37.967	20.46	40.00	-19.54	Q-Peak	355	301	Horizontal
38.245	32.11	40.00	-7.89	Q-Peak	167	101	Vertical
74.236	19.04	40.00	-20.96	Q-Peak	89	100	Vertical
133.082	19.88	43.50	-23.62	Q-Peak	3	354	Horizontal
137.586	19.94	43.50	-23.56	Q-Peak	78	100	Vertical
162.757	22.16	43.50	-21.34	Q-Peak	171	262	Horizontal
165.191	20.94	43.50	-22.56	Q-Peak	209	100	Vertical
245.666	22.10	46.00	-23.90	Q-Peak	260	100	Vertical
246.005	20.04	46.00	-25.96	Q-Peak	9	196	Horizontal
330.355	22.51	46.00	-23.49	Q-Peak	323	180	Horizontal
2384.600	33.61	54.00	-20.39	CISPR Avg	312	380	Horizontal
2388.632	41.55	54.00	-12.45	CISPR Avg	360	308	Vertical
2388.637	56.11	74.00	-17.89	Peak	349	302	Vertical
2485.008	57.85	74.00	-16.15	Peak	341	289	Vertical
2489.806	37.17	54.00	-16.83	CISPR Avg	357	336	Vertical
2493.072	29.59	54.00	-24.41	CISPR Avg	298	367	Horizontal

Table 27 - 2437 MHz (CH6), HT20, Core 1 and 2450 MHz (CH48), DH5, ePA, Core 0 and 5204 MHz (CH5204), DH5, ePA, Core 0 + Core 1, 30 MHz to 40 GHz

No other emissions found within 12 dB of the limit.

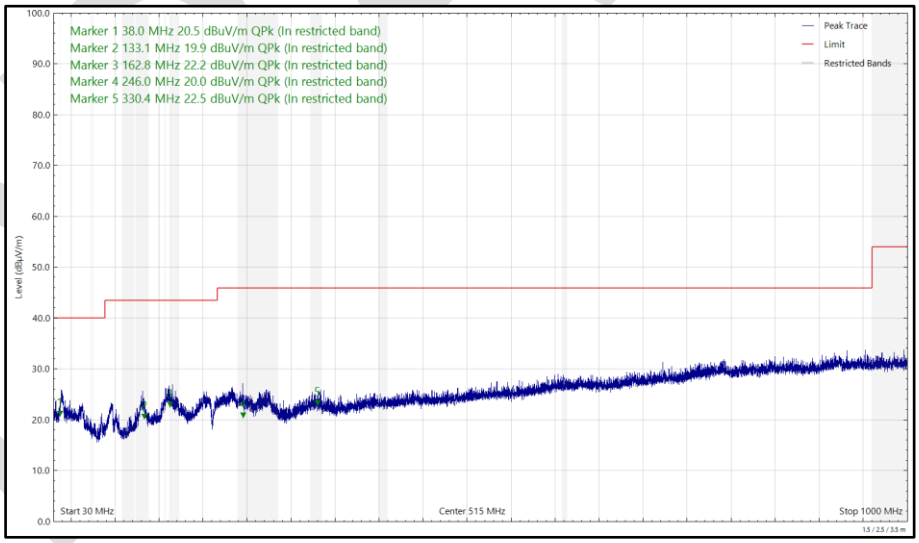

Figure 70 - 2437 MHz (CH6), HT20, Core 1 and 2450 MHz (CH48), DH5, ePA, Core 0 and 5204 MHz (CH5204), DH5, ePA, Core 0 + Core 1, 30 MHz to 1 GHz, Horizontal (Peak)

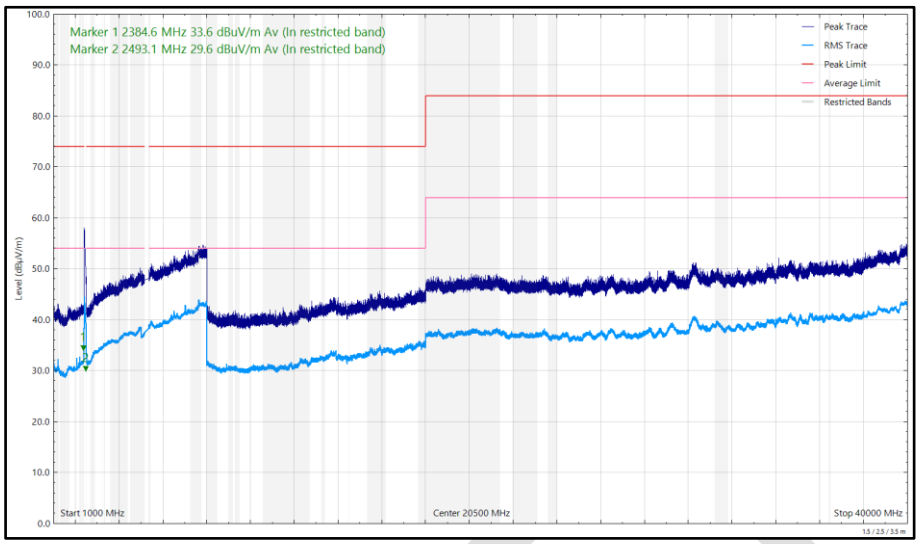

Figure 71 - 2437 MHz (CH6), HT20, Core 1 and 2450 MHz (CH48), DH5, ePA, Core 0 and 5204 MHz (CH5204), DH5, ePA, Core 0 + Core 1, 1 GHz to 40 GHz, Horizontal

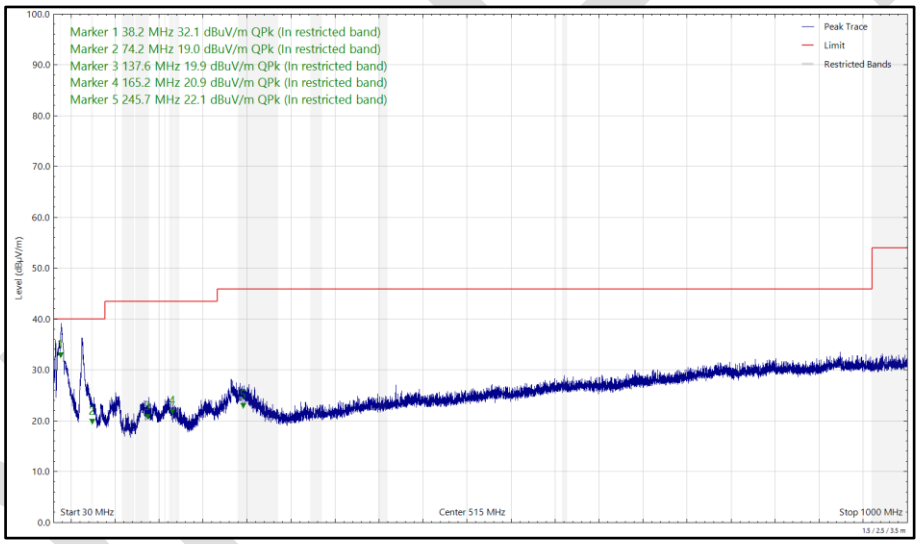

Figure 72 - 2437 MHz (CH6), HT20, Core 1 and 2450 MHz (CH48), DH5, ePA, Core 0 and 5204 MHz (CH5204), DH5, ePA, Core 0 + Core 1, 30 MHz to 1 GHz, Vertical (Peak)

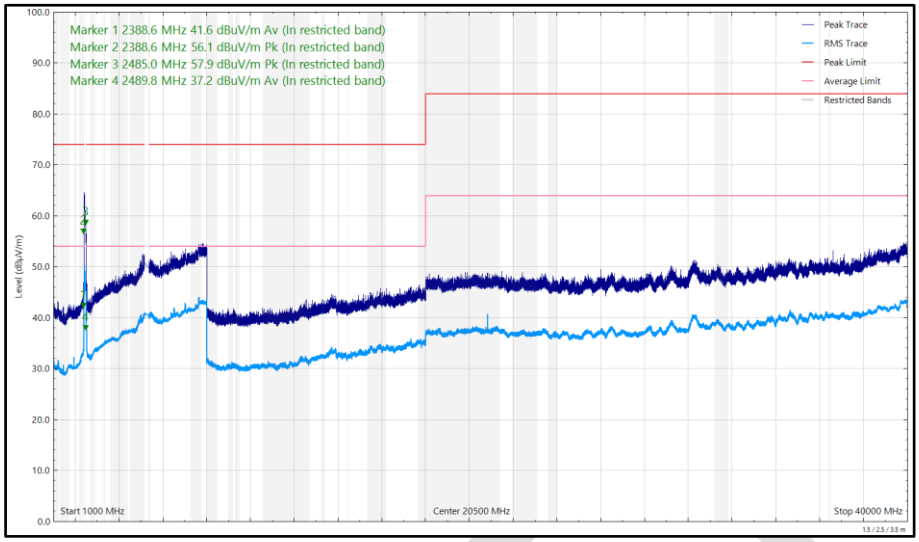

Figure 73 - 2437 MHz (CH6), HT20, Core 1 and 2450 MHz (CH48), DH5, ePA, Core 0 and 5204 MHz (CH5204), DH5, ePA, Core 0 + Core 1, 1 GHz to 40 GHz, Vertical

DRAFT

Frequency (MHz)	Level (dBµV/m)	Limit (dBµV/m)	Margin (dB)	Detector	Angle (°)	Height (cm)	Polarisation
38.127	20.58	40.00	-19.42	Q-Peak	0	264	Horizontal
38.212	32.19	40.00	-7.81	Q-Peak	227	101	Vertical
73.999	18.97	40.00	-21.03	Q-Peak	5	102	Vertical
74.812	18.70	40.00	-21.30	Q-Peak	143	100	Vertical
132.509	20.18	43.50	-23.32	Q-Peak	177	342	Horizontal
134.527	19.80	43.50	-23.70	Q-Peak	224	102	Vertical
163.463	21.74	43.50	-21.76	Q-Peak	345	256	Horizontal
164.757	20.74	43.50	-22.76	Q-Peak	131	266	Vertical
240.913	22.03	46.00	-23.97	Q-Peak	257	100	Vertical
275.642	20.82	46.00	-25.18	Q-Peak	283	172	Horizontal
326.880	22.02	46.00	-23.98	Q-Peak	101	177	Horizontal
2388.310	55.97	74.00	-18.03	Peak	0	355	Vertical
2389.122	35.10	54.00	-18.90	CISPR Avg	308	252	Horizontal
2389.390	40.78	54.00	-13.22	CISPR Avg	0	390	Vertical
2484.372	40.72	54.00	-13.28	CISPR Avg	354	284	Vertical
2485.019	34.81	54.00	-19.19	CISPR Avg	306	313	Horizontal
2486.069	57.31	74.00	-16.69	Peak	350	362	Vertical

Table 28 - 2437 MHz (CH6), HT20, Core 1 and 2450 MHz (CH48), DH5, ePA, Core 0 and 5788 MHz (CH5788), DH5, ePA, Core 0 + Core 1, 30 MHz to 40 GHz

No other emissions found within 12 dB of the limit.

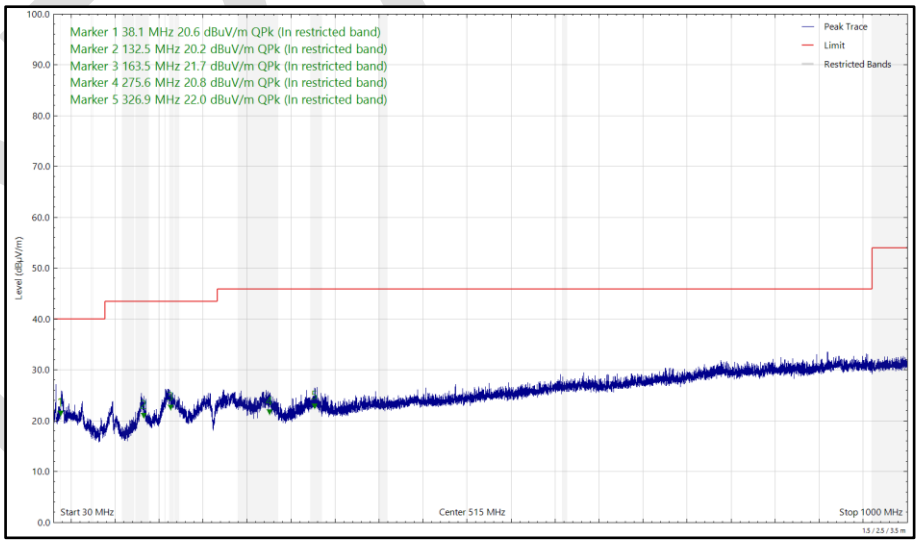

Figure 74 - 2437 MHz (CH6), HT20, Core 1 and 2450 MHz (CH48), DH5, ePA, Core 0 and 5788 MHz (CH5788), DH5, ePA, Core 0 + Core 1, 30 MHz to 1 GHz, Horizontal (Peak)

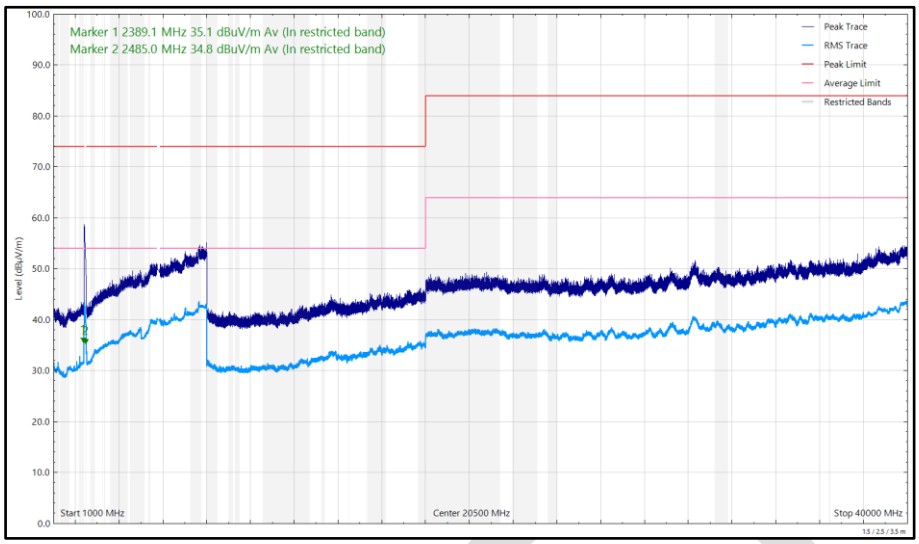

Figure 75 - 2437 MHz (CH6), HT20, Core 1 and 2450 MHz (CH48), DH5, ePA, Core 0 and 5788 MHz (CH5788), DH5, ePA, Core 0 + Core 1, 1 GHz to 40 GHz, Horizontal

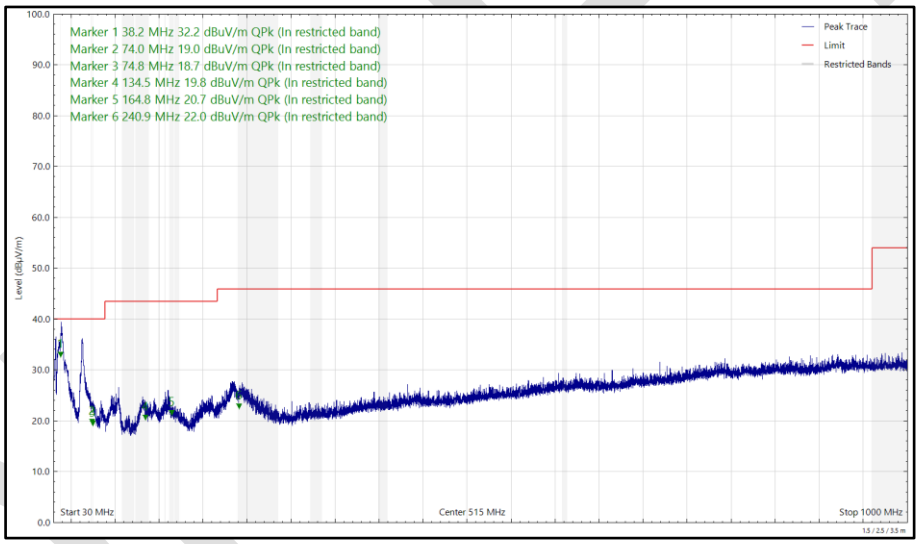

Figure 76 - 2437 MHz (CH6), HT20, Core 1 and 2450 MHz (CH48), DH5, ePA, Core 0 and 5788 MHz (CH5788), DH5, ePA, Core 0 + Core 1, 30 MHz to 1 GHz, Vertical (Peak)

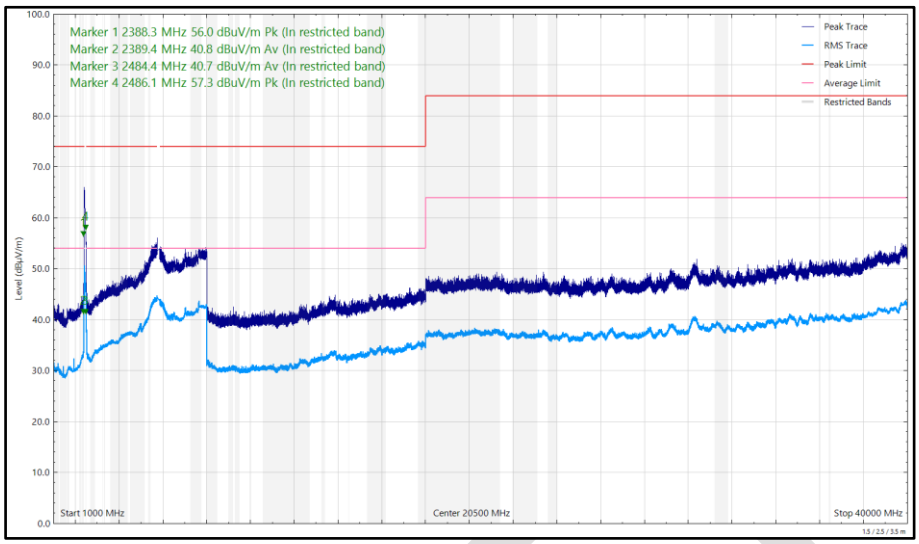

Figure 77 - 2437 MHz (CH6), HT20, Core 1 and 2450 MHz (CH48), DH5, ePA, Core 0 and 5788 MHz (CH5788), DH5, ePA, Core 0 + Core 1, 1 GHz to 40 GHz, Vertical

FCC 47 CFR Part 15, ISED RSS-247 and ISED RSS-GEN

The least stringent limit from the applicable rule parts was used to determine compliance for Radiated Emissions testing of multiple transmission sources.

The least stringent applicable limit was:

Clause	Limit
Part 15 247 (d) / RSS-247 Clause 6.6	-20 dBc / -30 dBc
Part 15.407 (b) / RSS-247 Clause 6.6, 7.3.1.3, 7.3.2.3, 7.3.3.3, 7.3.4.4	-27 dBm e.i.r.p
Part 15.209 / RSS-GEN Clause 8.9	Peak: 74 dBµV/m at 3m, Average 54 dBµV/m at 3m (Restricted bands > 1 GHz)
Part 15.407 (b) / RSS-247 Clause 7.3.2.3	-27 dBm e.i.r.p
Part 15.407 (b) / RSS-247 Clause 7.3.3.3	-27 dBm e.i.r.p
Part 15.407 (b) / RSS-247 Clause 7.3.4.4	-27 dBm e.i.r.p

Table 29

DRAFT

2.4 GHz WLAN and 2.4 GHz Bluetooth and 6 GHz Narrowband

Frequency (MHz)	Level	Limit	Margin (dB)	Detector	Unit	Angle (°)	Height (cm)	Polarisation
33.794	20.12	40.00	-19.88	Q-Peak	dBuv/m	88	366	Horizontal
38.240	31.77	40.00	-8.23	Q-Peak	dBuv/m	301	102	Vertical
73.967	19.66	40.00	-20.34	Q-Peak	dBuv/m	351	108	Vertical
130.507	19.67	43.50	-23.83	Q-Peak	dBuv/m	189	130	Vertical
131.107	19.55	43.50	-23.95	Q-Peak	dBuv/m	138	353	Horizontal
164.552	21.03	43.50	-22.47	Q-Peak	dBuv/m	212	113	Vertical
166.570	21.52	43.50	-21.98	Q-Peak	dBuv/m	16	259	Horizontal
249.565	22.17	46.00	-23.83	Q-Peak	dBuv/m	227	105	Vertical
326.847	22.25	46.00	-23.75	Q-Peak	dBuv/m	355	362	Horizontal
2385.664	32.68	54.00	-21.32	CISPR Avg	dBuv/m	48	184	Horizontal
2389.064	39.07	54.00	-14.93	CISPR Avg	dBuv/m	10	300	Vertical
2483.664	38.29	54.00	-15.71	CISPR Avg	dBuv/m	360	386	Vertical
2485.233	32.98	54.00	-21.02	CISPR Avg	dBuv/m	49	306	Horizontal
4892.429	32.20	54.00	-21.80	CISPR Avg	dBuv/m	245	260	Vertical

Table 30 - 2437 MHz (CH6), HT20, Core 0 and 2450 MHz (CH48), DH5, ePA, Core 1 and 6186 MHz (CH6186), DH5, ePA, Core 0 + Core 1, 30 MHz to 40 GHz

No other emissions found within 12 dB of the limit.

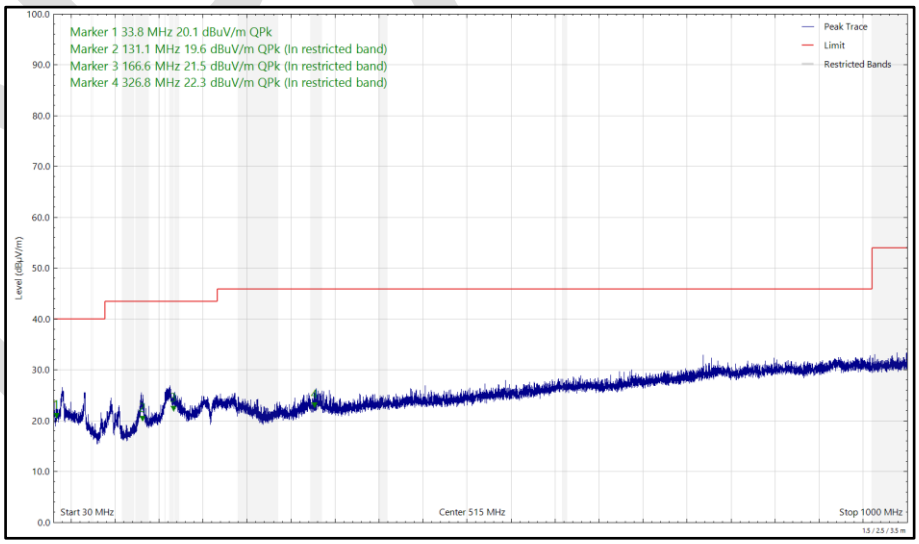

Figure 78 - 2437 MHz (CH6), HT20, Core 0 and 2450 MHz (CH48), DH5, ePA, Core 1 and 6186 MHz (CH6186), DH5, ePA, Core 0 + Core 1, 30 MHz to 1 GHz, Horizontal (Peak)

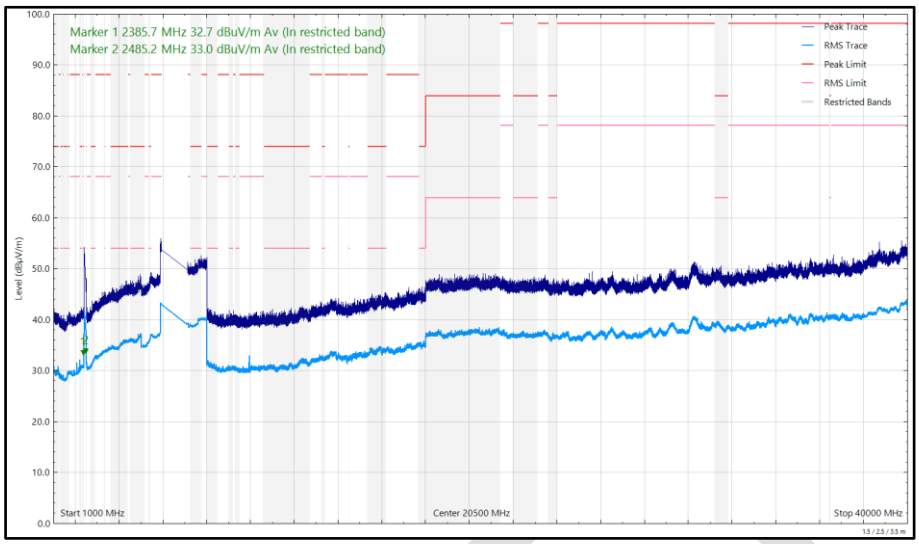

Figure 79 - 2437 MHz (CH6), HT20, Core 0 and 2450 MHz (CH48), DH5, ePA, Core 1 and 6186 MHz (CH6186), DH5, ePA, Core 0 + Core 1, 1 GHz to 40 GHz, Horizontal

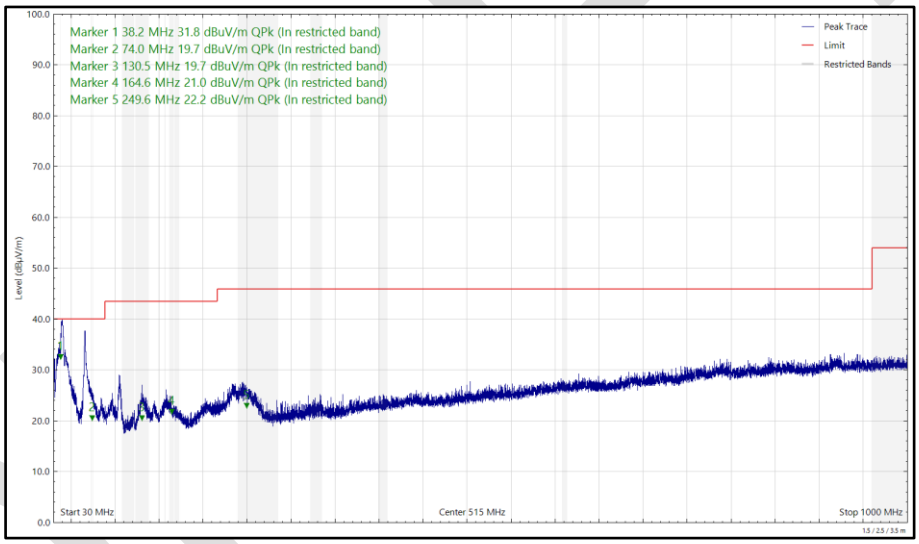

Figure 80 - 2437 MHz (CH6), HT20, Core 0 and 2450 MHz (CH48), DH5, ePA, Core 1 and 6186 MHz (CH6186), DH5, ePA, Core 0 + Core 1, 30 MHz to 1 GHz, Vertical (Peak)

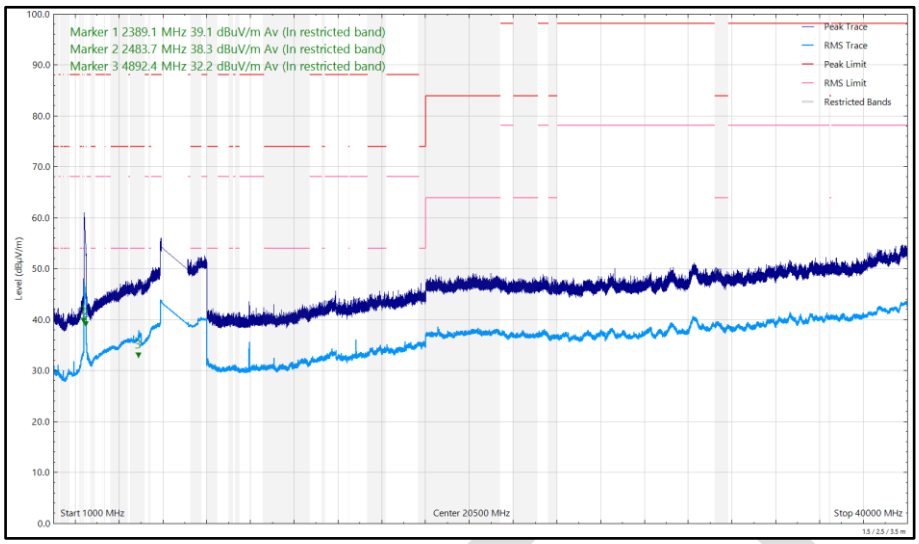

Figure 81 - 2437 MHz (CH6), HT20, Core 0 and 2450 MHz (CH48), DH5, ePA, Core 1 and 6186 MHz (CH6186), DH5, ePA, Core 0 + Core 1, 1 GHz to 40 GHz, Vertical

DRAFT

Frequency (MHz)	Level (dBµV/m)	Limit (dBµV/m)	Margin (dB)	Detector	Angle (°)	Height (cm)	Polarisation
38.165	20.21	40.00	-19.79	Q-Peak	328	398	Horizontal
38.213	31.14	40.00	-8.86	Q-Peak	202	104	Vertical
74.158	20.00	40.00	-20.00	Q-Peak	214	101	Vertical
130.936	20.12	43.50	-23.38	Q-Peak	358	100	Vertical
131.231	19.45	43.50	-24.05	Q-Peak	13	400	Horizontal
163.219	22.05	43.50	-21.45	Q-Peak	0	257	Horizontal
164.739	20.67	43.50	-22.83	Q-Peak	276	245	Vertical
251.053	21.83	46.00	-24.17	Q-Peak	211	105	Vertical
2385.633	40.74	54.00	-13.26	CISPR Avg	355	301	Vertical
2387.786	56.32	74.00	-17.68	Peak	355	389	Vertical
2388.344	34.71	54.00	-19.29	CISPR Avg	303	364	Horizontal
2484.265	35.04	54.00	-18.96	CISPR Avg	309	394	Horizontal
2485.009	40.64	54.00	-13.36	CISPR Avg	341	322	Vertical
2485.503	57.74	74.00	-16.26	Peak	350	311	Vertical

Table 31 - 2437 MHz (CH6), HT20, Core 1 and 2450 MHz (CH48), DH5, ePA, Core 0 and 6186 MHz (CH6186), DH5, ePA, Core 0 + Core 1, 30 MHz to 40 GHz

No other emissions found within 12 dB of the limit.

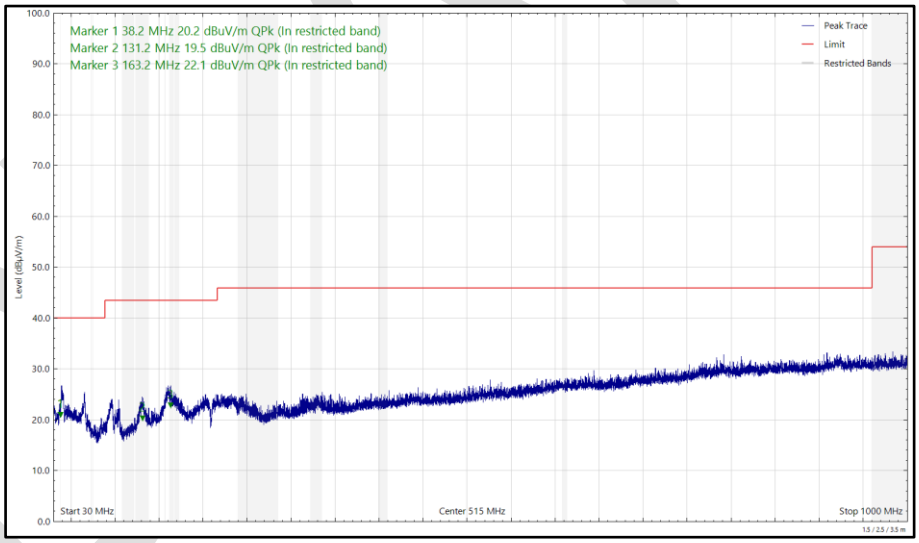

Figure 82 - 2437 MHz (CH6), HT20, Core 1 and 2450 MHz (CH48), DH5, ePA, Core 0 and 6186 MHz (CH6186), DH5, ePA, Core 0 + Core 1, 30 MHz to 1 GHz, Horizontal (Peak)

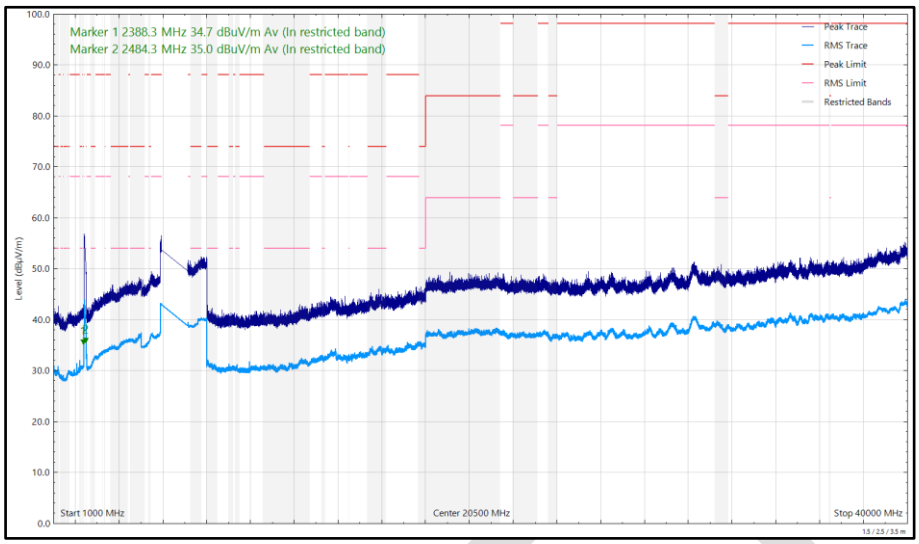

Figure 83 - 2437 MHz (CH6), HT20, Core 1 and 2450 MHz (CH48), DH5, ePA, Core 0 and 6186 MHz (CH6186), DH5, ePA, Core 0 + Core 1, 1 GHz to 40 GHz, Horizontal

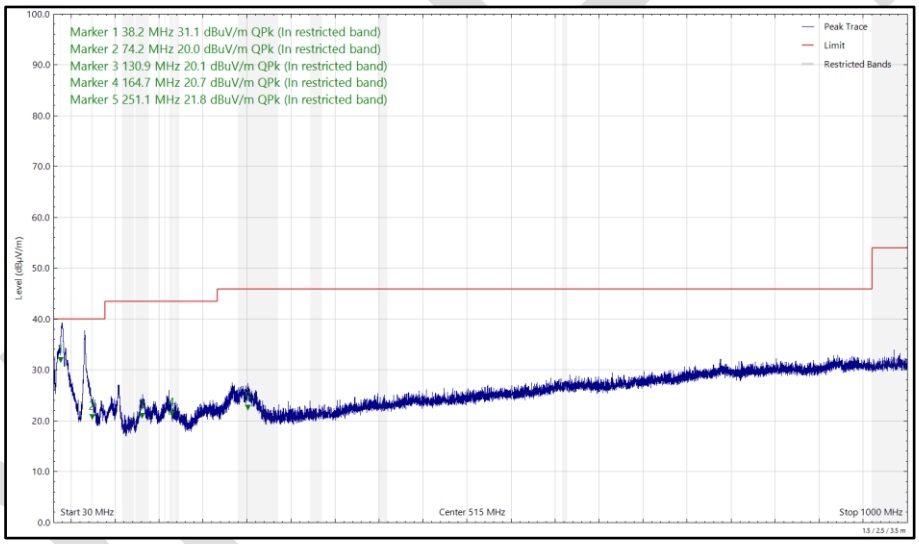

Figure 84 - 2437 MHz (CH6), HT20, Core 1 and 2450 MHz (CH48), DH5, ePA, Core 0 and 6186 MHz (CH6186), DH5, ePA, Core 0 + Core 1, 30 MHz to 1 GHz, Vertical (Peak)

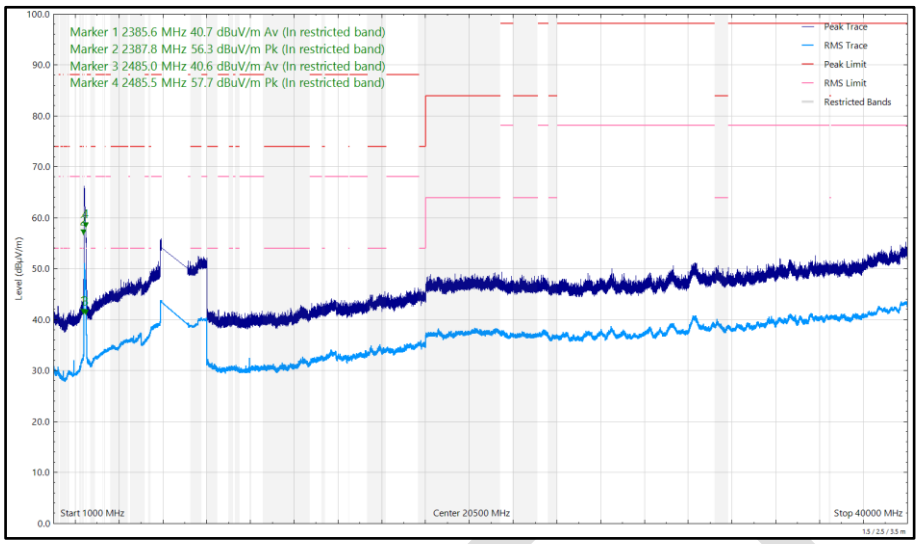

Figure 85 - 2437 MHz (CH6), HT20, Core 1 and 2450 MHz (CH48), DH5, ePA, Core 0 and 6186 MHz (CH6186), DH5, ePA, Core 0 + Core 1, 1 GHz to 40 GHz, Vertical

FCC 47 CFR Part 15, ISED RSS-247, ISED RSS-248 and ISED RSS-GEN

The least stringent limit from the applicable rule parts was used to determine compliance for Radiated Emissions testing of multiple transmission sources.

The least stringent applicable limit was:

Clause	Limit
Part 15 247 (d) / RSS-247 Clause 6.6	-20 dBc / -30 dBc
Part 15.407 (b) / RSS-248 Clause 4.6.2	Peak: -7 dBm/MHz e.i.r.p, Average: -27 dBm/MHz e.i.r.p.
Part 15.209 / RSS-GEN Clause 8.9	Peak: 74 dBµV/m at 3m, Average 54 dBµV/m at 3m (Restricted bands > 1 GHz)

Table 32

DRAFT

2.4 GHz WLAN and Thread and 5 GHz Narrowband

Frequency (MHz)	Level (dBµV/m)	Limit (dBµV/m)	Margin (dB)	Detector	Angle (°)	Height (cm)	Polarisation
37.913	20.35	40.00	-19.65	Q-Peak	328	308	Horizontal
37.987	30.04	40.00	-9.96	Q-Peak	132	100	Vertical
73.863	19.37	40.00	-20.63	Q-Peak	68	112	Vertical
74.999	17.41	40.00	-22.59	Q-Peak	251	126	Horizontal
130.375	20.06	43.50	-23.44	Q-Peak	328	325	Horizontal
132.142	20.12	43.50	-23.38	Q-Peak	357	129	Vertical
163.744	21.85	43.50	-21.65	Q-Peak	360	279	Horizontal
164.754	20.83	43.50	-22.67	Q-Peak	114	216	Vertical
242.273	19.59	46.00	-26.41	Q-Peak	360	217	Horizontal
245.669	22.29	46.00	-23.71	Q-Peak	233	100	Vertical
334.791	22.17	46.00	-23.83	Q-Peak	204	335	Horizontal
2389.575	37.66	54.00	-16.34	RMS	44	381	Horizontal
2389.844	42.88	54.00	-11.12	RMS	360	338	Vertical
2483.590	43.79	54.00	-10.21	RMS	14	287	Vertical
2483.607	38.09	54.00	-15.91	RMS	49	393	Horizontal
2483.695	57.58	74.00	-16.42	Peak	11	315	Vertical
4908.921	39.66	54.00	-14.34	RMS	343	319	Vertical
5146.410	37.17	54.00	-16.83	RMS	282	353	Horizontal
5147.685	40.78	54.00	-13.22	RMS	347	304	Vertical
5426.819	39.91	54.00	-14.09	RMS	44	258	Vertical
5459.492	39.07	54.00	-14.93	RMS	296	398	Horizontal

Table 33 - 2437 MHz (CH6), HT20, Core 0 and 2455 MHz (CH21), Thread, ePA, Core 1 and 5204 MHz (CH5204), DH5, ePA, Core 0 + Core 1, 30 MHz to 40 GHz

No other emissions found within 12 dB of the limit.

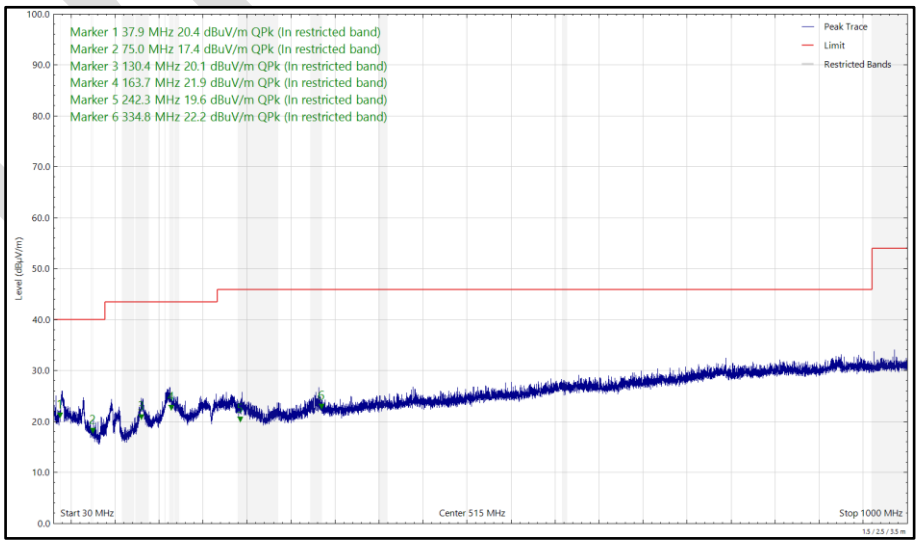

Figure 86 - 2437 MHz (CH6), HT20, Core 0 and 2455 MHz (CH21), Thread, ePA, Core 1 and 5204 MHz (CH5204), DH5, ePA, Core 0 + Core 1, 30 MHz to 1 GHz, Horizontal (Peak)

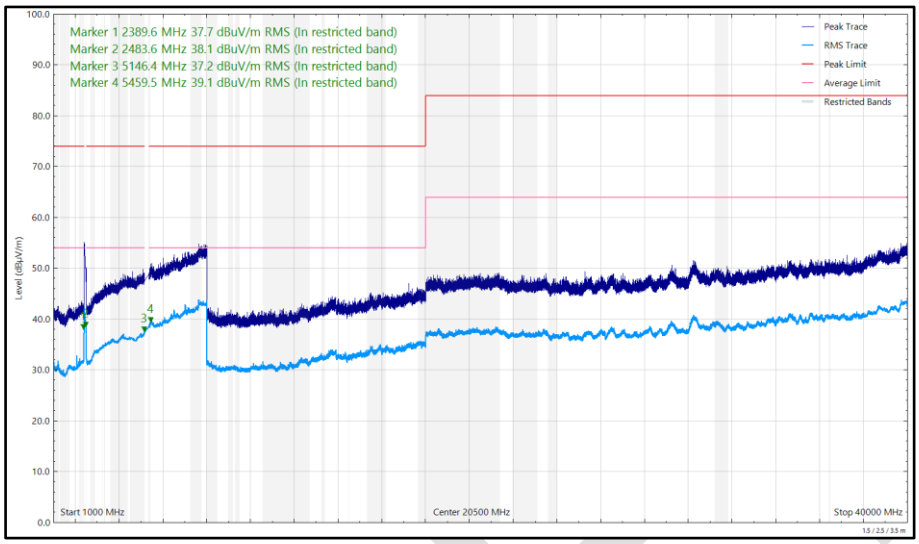

Figure 87 - 2437 MHz (CH6), HT20, Core 0 and 2455 MHz (CH21), Thread, ePA, Core 1 and 5204 MHz (CH5204), DH5, ePA, Core 0 + Core 1, 1 GHz to 40 GHz, Horizontal

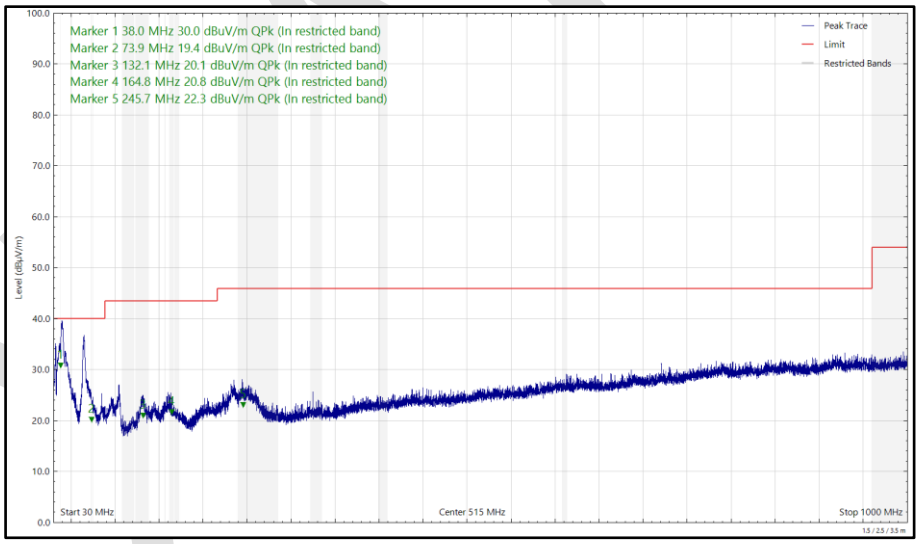

Figure 88 - 2437 MHz (CH6), HT20, Core 0 and 2455 MHz (CH21), Thread, ePA, Core 1 and 5204 MHz (CH5204), DH5, ePA, Core 0 + Core 1, 30 MHz to 1 GHz, Vertical (Peak)

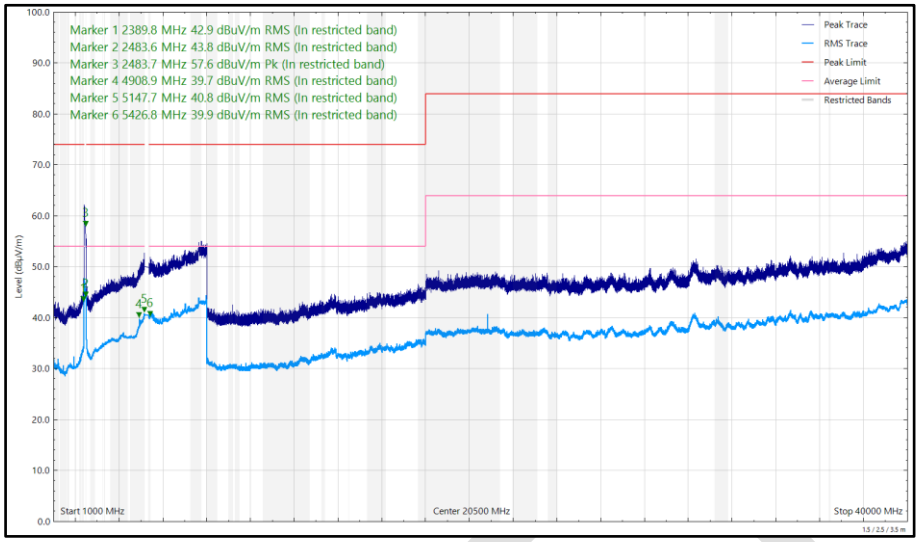

Figure 89 - 2437 MHz (CH6), HT20, Core 0 and 2455 MHz (CH21), Thread, ePA, Core 1 and 5204 MHz (CH5204), DH5, ePA, Core 0 + Core 1, 1 GHz to 40 GHz, Vertical

DRAFT

Frequency (MHz)	Level (dBµV/m)	Limit (dBµV/m)	Margin (dB)	Detector	Angle (°)	Height (cm)	Polarisation
32.758	31.28	40.00	-8.72	Q-Peak	70	137	Vertical
37.760	20.18	40.00	-19.82	Q-Peak	255	389	Horizontal
38.243	30.38	40.00	-9.62	Q-Peak	295	100	Vertical
73.584	19.61	40.00	-20.39	Q-Peak	198	137	Vertical
108.413	22.91	43.50	-20.59	Q-Peak	81	147	Vertical
126.981	19.49	43.50	-24.01	Q-Peak	347	280	Horizontal
164.105	22.03	43.50	-21.47	Q-Peak	360	338	Horizontal
259.547	20.75	46.00	-25.25	Q-Peak	207	102	Vertical
329.298	22.12	46.00	-23.88	Q-Peak	74	310	Horizontal
2389.897	37.07	54.00	-16.93	RMS	59	377	Horizontal
2389.932	42.84	54.00	-11.16	RMS	10	308	Vertical
2483.504	43.29	54.00	-10.71	RMS	20	321	Vertical
2483.523	38.12	54.00	-15.88	RMS	47	394	Horizontal
2483.586	58.15	74.00	-15.85	Peak	10	313	Vertical
3332.668	36.67	54.00	-17.33	RMS	3	313	Vertical
4910.930	37.39	54.00	-16.61	RMS	338	371	Vertical
5427.573	39.65	54.00	-14.35	RMS	287	392	Horizontal
5458.595	41.99	54.00	-12.01	RMS	42	314	Vertical

Table 34 - 2437 MHz (CH6), HT20, Core 0 and 2455 MHz (CH21), Thread, ePA, Core 1 and 5788 MHz (CH5788), DH5, ePA, Core 0 + Core 1, 30 MHz to 40 GHz

No other emissions found within 12 dB of the limit.

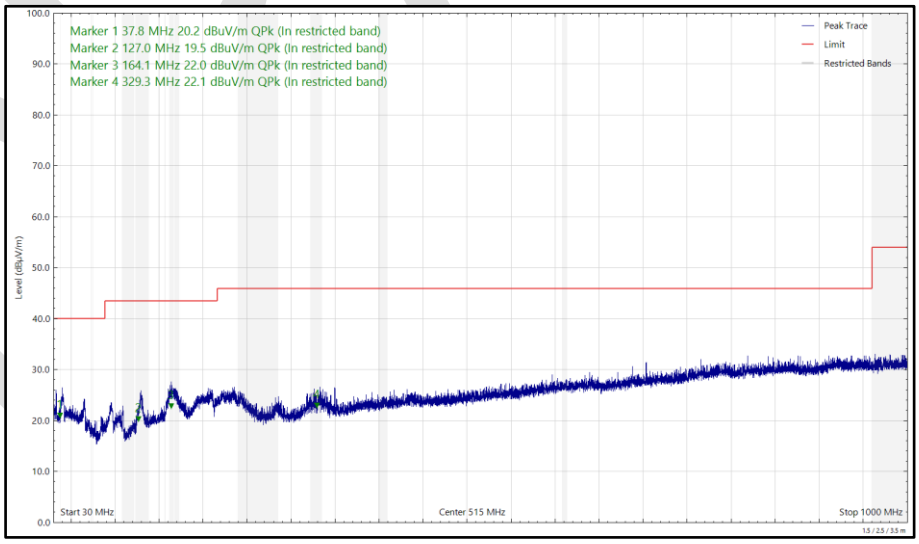

Figure 90 - 2437 MHz (CH6), HT20, Core 0 and 2455 MHz (CH21), Thread, ePA, Core 1 and 5788 MHz (CH5788), DH5, ePA, Core 0 + Core 1, 30 MHz to 1 GHz, Horizontal (Peak)

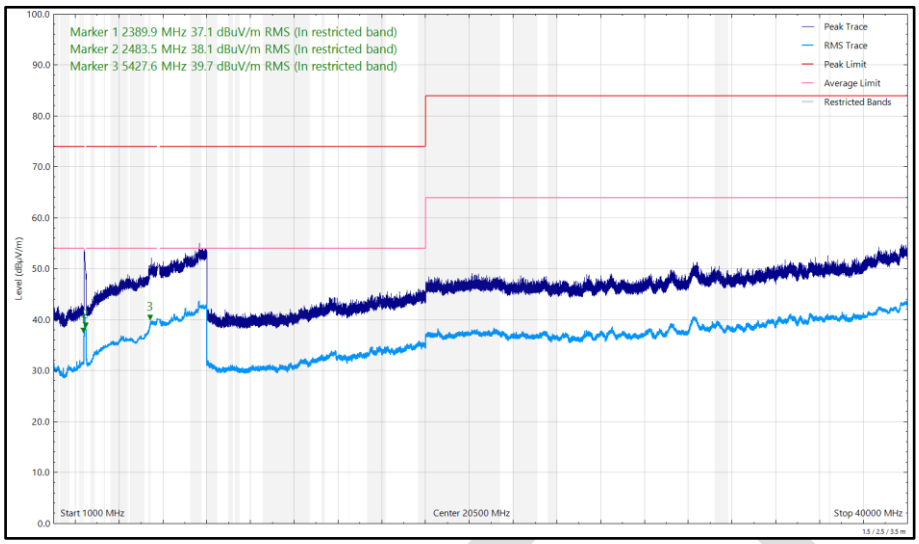

Figure 91 - 2437 MHz (CH6), HT20, Core 0 and 2455 MHz (CH21), Thread, ePA, Core 1 and 5788 MHz (CH5788), DH5, ePA, Core 0 + Core 1, 1 GHz to 40 GHz, Horizontal

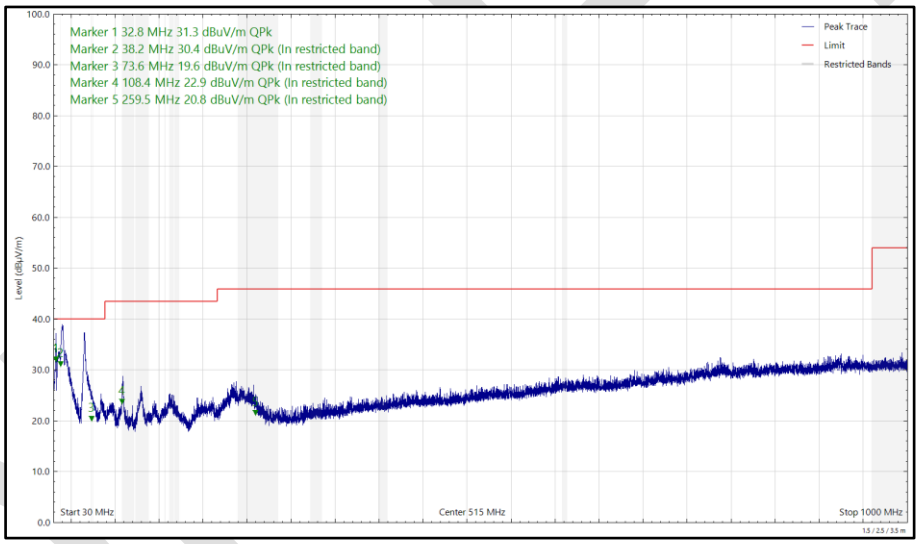

Figure 92 - 2437 MHz (CH6), HT20, Core 0 and 2455 MHz (CH21), Thread, ePA, Core 1 and 5788 MHz (CH5788), DH5, ePA, Core 0 + Core 1, 30 MHz to 1 GHz, Vertical (Peak)

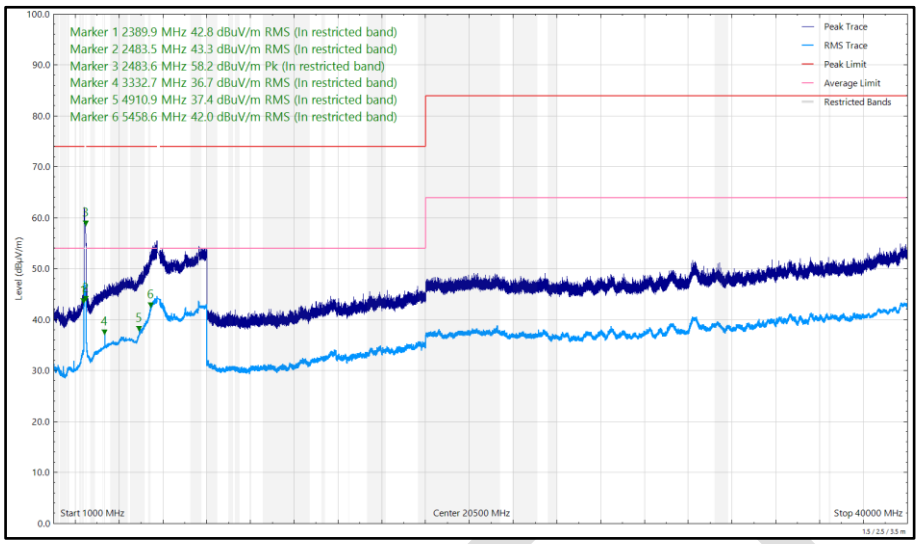

Figure 93 - 2437 MHz (CH6), HT20, Core 0 and 2455 MHz (CH21), Thread, ePA, Core 1 and 5788 MHz (CH5788), DH5, ePA, Core 0 + Core 1, 1 GHz to 40 GHz, Vertical

DRAFT

Frequency (MHz)	Level (dBµV/m)	Limit (dBµV/m)	Margin (dB)	Detector	Angle (°)	Height (cm)	Polarisation
37.842	20.32	40.00	-19.68	Q-Peak	320	323	Horizontal
37.883	28.18	40.00	-11.82	Q-Peak	309	112	Vertical
73.301	17.76	40.00	-22.24	Q-Peak	23	228	Horizontal
73.343	19.87	40.00	-20.13	Q-Peak	275	109	Vertical
108.310	23.04	43.50	-20.46	Q-Peak	101	137	Vertical
168.039	22.45	43.50	-21.05	Q-Peak	350	273	Horizontal
241.364	21.49	46.00	-24.51	Q-Peak	14	113	Horizontal
243.023	22.37	46.00	-23.63	Q-Peak	257	100	Vertical
2386.404	56.86	74.00	-17.14	Peak	358	276	Vertical
2389.525	38.19	54.00	-15.81	RMS	304	324	Horizontal
2389.535	44.27	54.00	-9.73	RMS	356	335	Vertical
2483.530	44.92	54.00	-9.08	RMS	349	318	Vertical
2483.822	38.90	54.00	-15.10	RMS	308	372	Horizontal
2487.646	56.34	74.00	-17.66	Peak	3	302	Vertical
5149.093	37.11	54.00	-16.89	RMS	79	360	Horizontal
5149.924	41.19	54.00	-12.81	RMS	341	311	Vertical
5456.647	38.67	54.00	-15.33	RMS	235	254	Horizontal
5458.726	40.54	54.00	-13.46	RMS	28	320	Vertical

Table 35 - 2437 MHz (CH6), HT20, Core 1 and 2455 MHz (CH21), Thread, ePA, Core 0 and 5204 MHz (CH5204), DH5, ePA, Core 0 + Core 1, 30 MHz to 40 GHz

No other emissions found within 12 dB of the limit.

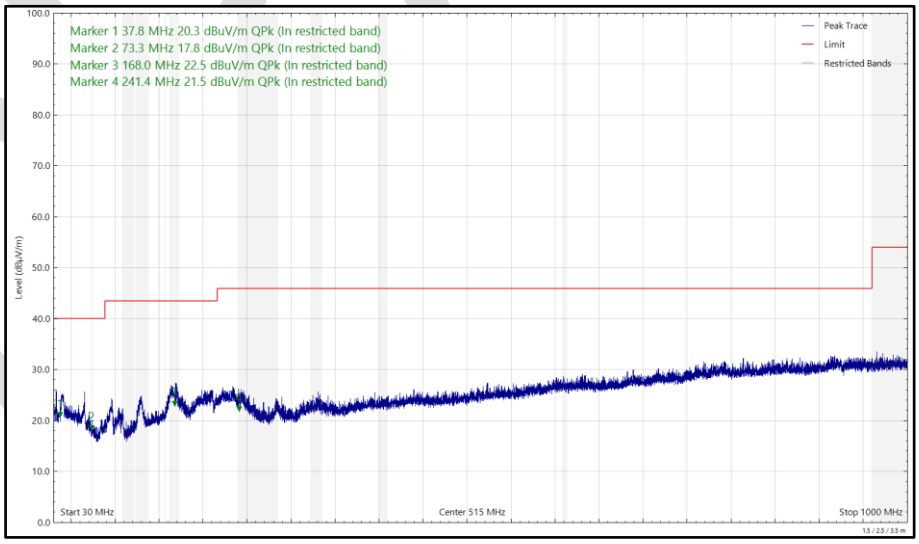

Figure 94 - 2437 MHz (CH6), HT20, Core 1 and 2455 MHz (CH21), Thread, ePA, Core 0 and 5204 MHz (CH5204), DH5, ePA, Core 0 + Core 1, 30 MHz to 1 GHz, Horizontal (Peak)

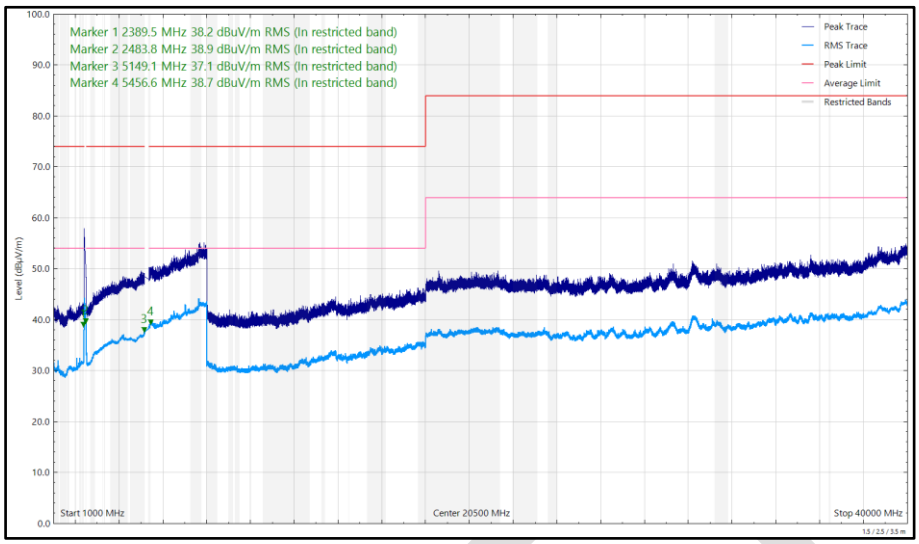

Figure 95 - 2437 MHz (CH6), HT20, Core 1 and 2455 MHz (CH21), Thread, ePA, Core 0 and 5204 MHz (CH5204), DH5, ePA, Core 0 + Core 1, 1 GHz to 40 GHz, Horizontal

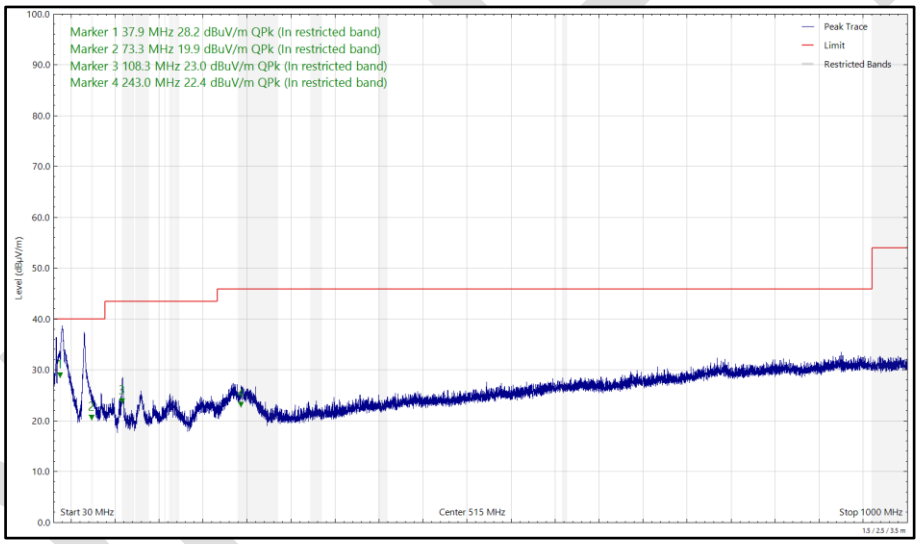

Figure 96 - 2437 MHz (CH6), HT20, Core 1 and 2455 MHz (CH21), Thread, ePA, Core 0 and 5204 MHz (CH5204), DH5, ePA, Core 0 + Core 1, 30 MHz to 1 GHz, Vertical (Peak)

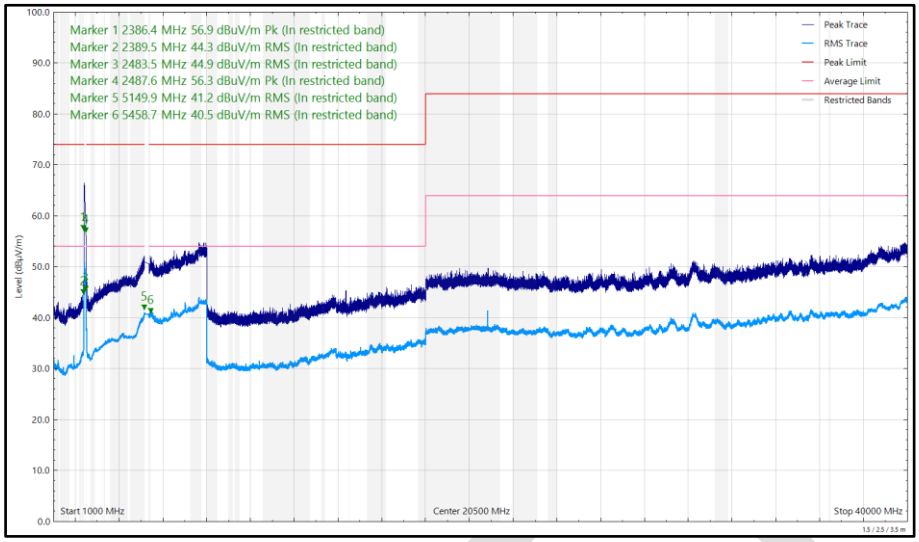

Figure 97 - 2437 MHz (CH6), HT20, Core 1 and 2455 MHz (CH21), Thread, ePA, Core 0 and 5204 MHz (CH5204), DH5, ePA, Core 0 + Core 1, 1 GHz to 40 GHz, Vertical

DRAFT

Frequency (MHz)	Level (dBµV/m)	Limit (dBµV/m)	Margin (dB)	Detector	Angle (°)	Height (cm)	Polarisation
37.812	20.10	40.00	-19.90	Q-Peak	251	399	Horizontal
37.966	28.79	40.00	-11.21	Q-Peak	8	100	Vertical
73.769	20.32	40.00	-19.68	Q-Peak	29	105	Vertical
108.132	24.70	43.50	-18.80	Q-Peak	118	108	Vertical
164.368	22.30	43.50	-21.20	Q-Peak	318	292	Horizontal
241.382	21.67	46.00	-24.33	Q-Peak	33	162	Horizontal
250.201	22.22	46.00	-23.78	Q-Peak	238	100	Vertical
2387.509	55.77	74.00	-18.23	Peak	0	307	Vertical
2389.752	43.52	54.00	-10.48	RMS	5	274	Vertical
2389.844	38.46	54.00	-15.54	RMS	304	303	Horizontal
2483.504	38.31	54.00	-15.69	RMS	301	369	Horizontal
2483.840	44.70	54.00	-9.30	RMS	0	323	Vertical
2484.782	57.74	74.00	-16.26	Peak	1	281	Vertical
5427.072	38.83	54.00	-15.17	RMS	262	362	Horizontal
5458.776	41.68	54.00	-12.32	RMS	44	259	Vertical

Table 36 - 2437 MHz (CH6), HT20, Core 1 and 2455 MHz (CH21), Thread, ePA, Core 0 and 5788 MHz (CH5788), DH5, ePA, Core 0 + Core 1, 30 MHz to 40 GHz

No other emissions found within 12 dB of the limit.

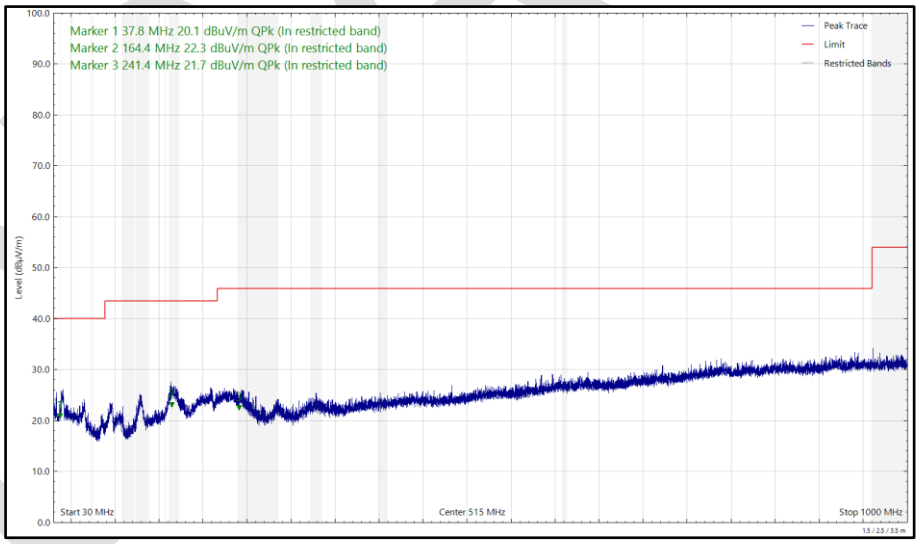

Figure 98 - 2437 MHz (CH6), HT20, Core 1 and 2455 MHz (CH21), Thread, ePA, Core 0 and 5788 MHz (CH5788), DH5, ePA, Core 0 + Core 1, 30 MHz to 1 GHz, Horizontal (Peak)

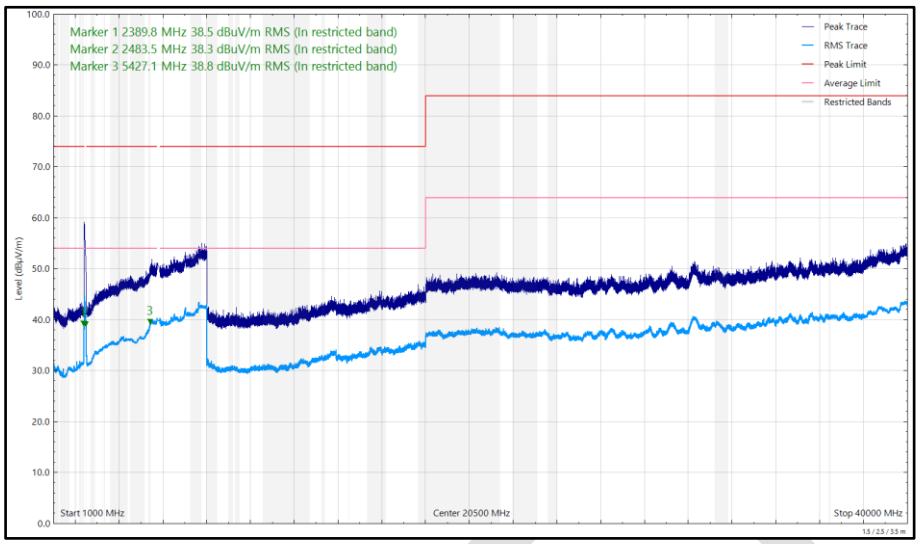

Figure 99 - 2437 MHz (CH6), HT20, Core 1 and 2455 MHz (CH21), Thread, ePA, Core 0 and 5788 MHz (CH5788), DH5, ePA, Core 0 + Core 1, 1 GHz to 40 GHz, Horizontal

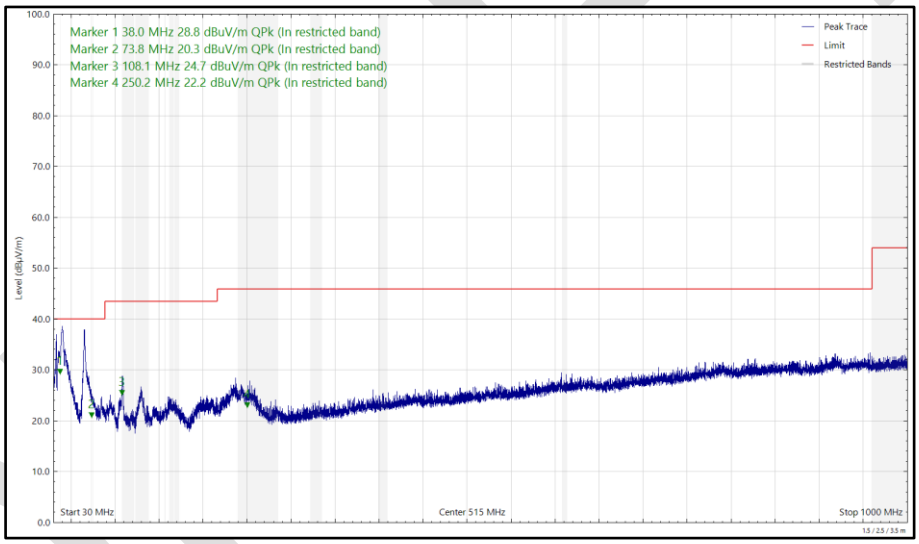

Figure 100 - 2437 MHz (CH6), HT20, Core 1 and 2455 MHz (CH21), Thread, ePA, Core 0 and 5788 MHz (CH5788), DH5, ePA, Core 0 + Core 1, 30 MHz to 1 GHz, Vertical (Peak)

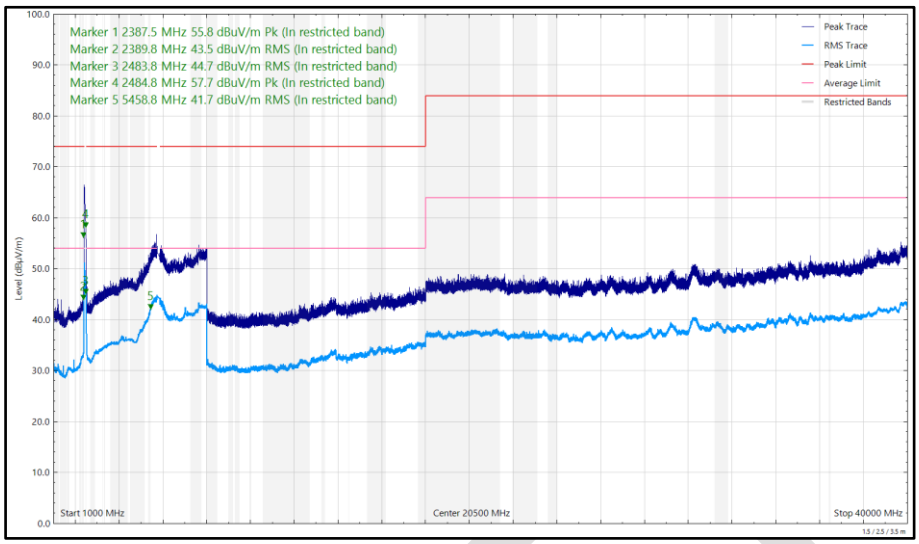

Figure 101 - 2437 MHz (CH6), HT20, Core 1 and 2455 MHz (CH21), Thread, ePA, Core 0 and 5788 MHz (CH5788), DH5, ePA, Core 0 + Core 1, 1 GHz to 40 GHz, Vertical

FCC 47 CFR Part 15, ISED RSS-247 and ISED RSS-GEN

The least stringent limit from the applicable rule parts was used to determine compliance for Radiated Emissions testing of multiple transmission sources.

The least stringent applicable limit was:

Clause	Limit
Part 15 247 (d) / RSS-247 Clause 6.6	-20 dBc / -30 dBc
Part 15.407 (b) / RSS-247 Clause 6.6, 7.3.1.3, 7.3.2.3, 7.3.3.3, 7.3.4.4	-27 dBm e.i.r.p
Part 15.209 / RSS-GEN Clause 8.9	Peak: 74 dBµV/m at 3m, Average 54 dBµV/m at 3m (Restricted bands > 1 GHz)
Part 15.407 (b) / RSS-247 Clause 7.3.2.3	-27 dBm e.i.r.p
Part 15.407 (b) / RSS-247 Clause 7.3.3.3	-27 dBm e.i.r.p
Part 15.407 (b) / RSS-247 Clause 7.3.4.4	-27 dBm e.i.r.p

Table 37

DRAFT

2.4 GHz WLAN and Thread and 6 GHz Narrowband

Frequency (MHz)	Level (dBµV/m)	Limit (dBµV/m)	Margin (dB)	Detector	Angle (°)	Height (cm)	Polarisation
37.846	27.93	40.00	-12.07	Q-Peak	232	120	Vertical
38.140	20.28	20.00	0.28	Q-Peak	250	115	Horizontal
73.130	20.59	40.00	-19.41	Q-Peak	29	104	Vertical
108.331	24.64	43.50	-18.86	Q-Peak	109	100	Vertical
129.007	19.63	43.50	-23.87	Q-Peak	298	259	Horizontal
169.210	22.52	43.50	-20.98	Q-Peak	327	261	Horizontal
244.325	18.70	46.00	-27.30	Q-Peak	198	328	Vertical
333.709	22.34	46.00	-23.66	Q-Peak	350	392	Horizontal
2389.892	42.87	54.00	-11.13	RMS	353	303	Vertical
2389.996	37.14	54.00	-16.86	RMS	54	400	Horizontal
2483.556	37.63	54.00	-16.37	RMS	47	305	Horizontal
2483.595	43.55	54.00	-10.45	RMS	10	352	Vertical
2484.009	57.79	74.00	-16.21	Peak	11	318	Vertical
3730.586	41.95	54.00	-12.05	RMS	12	251	Vertical
4909.602	34.20	54.00	-19.80	RMS	286	378	Vertical
5451.825	36.80	54.00	-17.20	RMS	75	380	Horizontal
5455.250	37.67	54.00	-16.33	RMS	323	243	Vertical

Table 38 - 2437 MHz (CH6), HT20, Core 0 and 2455 MHz (CH21), Thread, ePA, Core 1 and 6186 MHz (CH6186), DH5, ePA, Core 0 + Core 1, 1 to 40 GHz

No other emissions found within 12 dB of the limit.

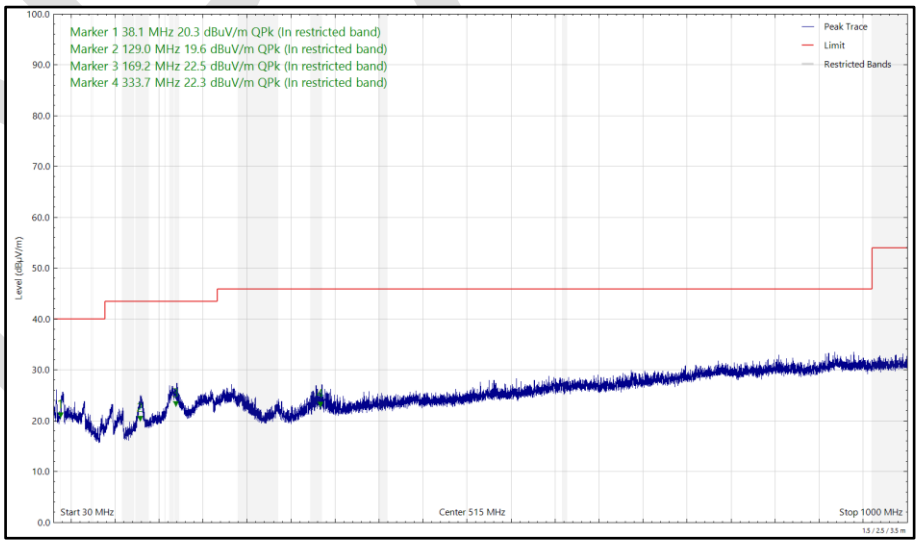

Figure 102 - 2437 MHz (CH6), HT20, Core 0 and 2455 MHz (CH21), Thread, ePA, Core 1 and 6186 MHz (CH6186), DH5, ePA, Core 0 + Core 1, 30 MHz to 1 GHz, Horizontal (Peak)