# 21 SAR TEST SETUP PHOTOGRAPHS


© 2011 PCTEST Engineering Laboratory, Inc.



**Figure 21-1**
**SAR Test Setup Photo 1 – Right Touch**

**Figure 21-2**
**SAR Test Setup Photo 2 – Right Tilt**


© 2011 PCTEST Engineering Laboratory, Inc.

**Figure 21-3**
**SAR Test Setup Photo 3 – Left Touch**

**Figure 21-4**
**SAR Test Setup Photo 4 – Left Tilt**


© 2011 PCTEST Engineering Laboratory, Inc.



**Figure 21-5**
**SAR Test Setup Photo 5 – Body Back**



**Figure 21-6**
**SAR Test Setup Photo 6 – Body Front**


© 2011 PCTEST Engineering Laboratory, Inc.

**Figure 21-7**
**SAR Test Setup Photo 7 – Body Right**

**Figure 21-8**
**SAR Test Setup Photo 8 – Body Left**


© 2011 PCTEST Engineering Laboratory, Inc.



**Figure 21-9**
**SAR Test Setup Photo 9 – Body Top**

**Figure 21-10**
**SAR Test Setup Photo 10– Body Bottom**


© 2011 PCTEST Engineering Laboratory, Inc.