▣ Test Plots(802.11ac(VHT40))

Note:

In order to simplify the report, attached plots were only the most narrow channel.

802.11ac_VHT40 UNII 1 (CH 38)	802.11ac_VHT40 UNII 2A (CH 62)
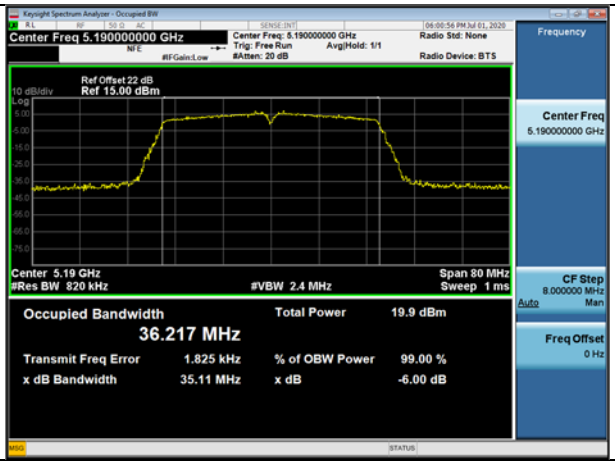	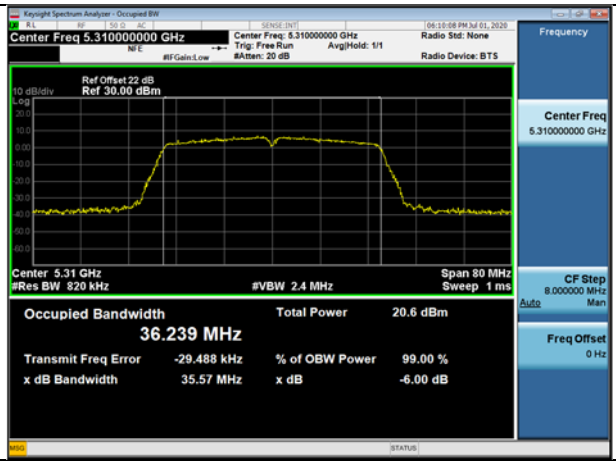
802.11ac_VHT40 UNII 2C (CH 142)	802.11ac_VHT40 UNII 3 (CH 159)

▣ Test Plots(802.11ac(VHT80))

Note:

In order to simplify the report, attached plots were only the most narrow channel.

802.11ac_VHT80 UNII 1 (CH 42)	802.11ac_VHT80 UNII 2A (CH 58)
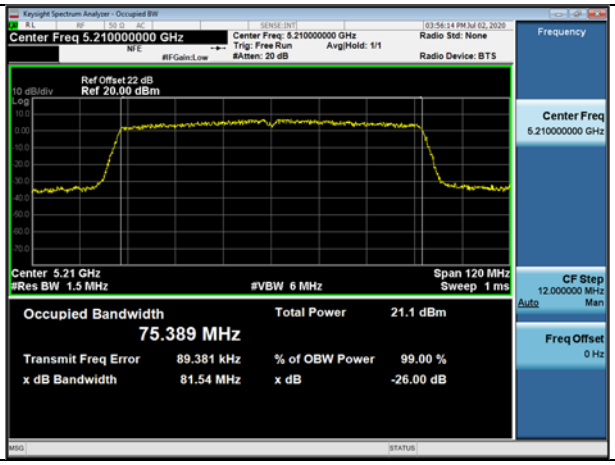	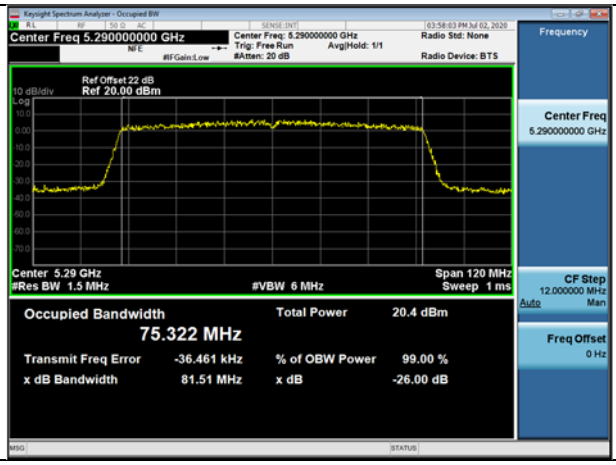
802.11ac_VHT80 UNII 2C (CH 106)	802.11ac_VHT80 UNII 3 (CH 155)
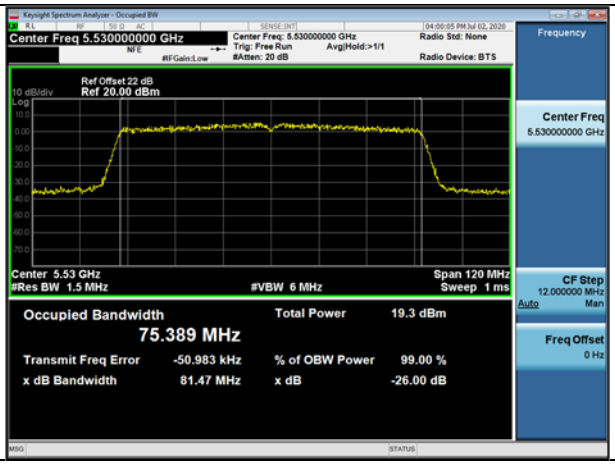	

10.3 OUTPUT POWER MEASUREMENT

Straddle channel data in the table below are for reporting purposes only.
Straddle channel data were added in section 10.7.3.

[Ant1]

FCC Limts (802.11a, 802.11n_HT20, 802.11ac_VHT20)

UNII-1	: Total Power < 23.98 dBm
UNII-2A	: Total Power < 23.25 dBm
UNII-2C	: Total Power < 23.24 dBm
UNII-3	: Total Power < 30.00 dBm

FCC Limts (802.11n_HT40, 802.11ac_VHT40, 802.11ac_VHT80)

UNII-1	: Total Power < 23.98 dBm
UNII-2A	: Total Power < 23.98 dBm
UNII-2C	: Total Power < 23.98 dBm
UNII-3	: Total Power < 30.00 dBm

IC Limts (802.11a, 802.11n_HT20, 802.11ac_VHT20)

UNII-1	: E.I.R.P < 22.24 dBm
UNII-2A	: Total Power < 23.25 dBm
UNII-2A	: E.I.R.P < 29.25 dBm
UNII-2C	: Total Power < 23.24 dBm
UNII-2C	: E.I.R.P < 29.24 dBm
UNII-3	: Total Power < 30.00 dBm

IC Limts (802.11n_HT40, 802.11ac_VHT40, 802.11ac_VHT80)

UNII-1	: E.I.R.P < 23.01 dBm
UNII-2A	: Total Power < 23.98 dBm
UNII-2A	: E.I.R.P < 30.00 dBm
UNII-2C	: Total Power < 23.98 dBm
UNII-2C	: E.I.R.P < 30.00 dBm
UNII-3	: Total Power < 30.00 dBm

802.11a Mode			Rate (Mbps)	SISO Measured Power (dBm)			
Band	Frequency [MHz]	Channel No.		Total Power (dBm)	Peak Ant Gain (dBi)	E.I.R.P (dBm)	Power Level Setting
UNII 1	5180	36	6	13.54	0.05	13.59	13.5
			9	13.50	0.05	13.55	
			12	13.52	0.05	13.57	
			18	13.68	0.05	13.73	
			24	12.05	0.05	12.10	
			36	11.98	0.05	12.03	
			48	11.84	0.05	11.89	
			54	10.91	0.05	10.96	
	5200	40	6	13.81	0.05	13.86	14.0
			9	13.77	0.05	13.82	
			12	13.75	0.05	13.80	
			18	13.86	0.05	13.91	
			24	12.35	0.05	12.40	
			36	12.30	0.05	12.35	
			48	12.32	0.05	12.37	
			54	11.18	0.05	11.23	
	5240	48	6	12.68	0.05	12.73	13.0
			9	12.67	0.05	12.72	
			12	12.58	0.05	12.63	
			18	12.63	0.05	12.68	
			24	11.39	0.05	11.44	
			36	11.35	0.05	11.40	
			48	11.26	0.05	11.31	
			54	10.41	0.05	10.46	

802.11a Mode			Rate (Mbps)	SISO Measured Power (dBm)			
Band	Frequency [MHz]	Channel No.		Total Power (dBm)	Peak Ant Gain (dBi)	E.I.R.P (dBm)	Power Level Setting
UNII 2A	5260	52	6	13.49	0.98	14.47	13.5
			9	13.43	0.98	14.41	
			12	13.45	0.98	14.43	
			18	13.58	0.98	14.56	
			24	12.40	0.98	13.38	
			36	12.32	0.98	13.30	
			48	12.25	0.98	13.23	
			54	11.37	0.98	12.35	
	5300	60	6	13.71	0.98	14.69	13.5
			9	13.66	0.98	14.64	
			12	13.67	0.98	14.65	
			18	13.82	0.98	14.80	
			24	12.53	0.98	13.51	
			36	12.59	0.98	13.57	
			48	12.40	0.98	13.38	
			54	11.53	0.98	12.51	
	5320	64	6	13.34	0.98	14.32	13.5
			9	13.31	0.98	14.29	
			12	13.26	0.98	14.24	
			18	13.46	0.98	14.44	
			24	12.21	0.98	13.19	
			36	12.19	0.98	13.17	
			48	12.05	0.98	13.03	
			54	11.18	0.98	12.16	

802.11a Mode			Rate (Mbps)	SISO Measured Power (dBm)			
Band	Frequency [MHz]	Channel No.		Total Power (dBm)	Peak Ant Gain (dBi)	E.I.R.P (dBm)	Power Level Setting
UNII 2C	5500	100	6	14.19	1.41	15.60	15.0
			9	14.10	1.41	15.51	
			12	13.98	1.41	15.39	
			18	14.16	1.41	15.57	
			24	12.85	1.41	14.26	
			36	12.79	1.41	14.20	
			48	12.81	1.41	14.22	
			54	11.78	1.41	13.19	
	5580	116	6	12.97	1.41	14.38	15.0
			9	12.93	1.41	14.34	
			12	12.82	1.41	14.23	
			18	13.03	1.41	14.44	
			24	11.51	1.41	12.92	
			36	11.47	1.41	12.88	
			48	11.43	1.41	12.84	
			54	10.26	1.41	11.67	
	5720	144	6	12.57	1.41	13.98	15.0
			9	12.51	1.41	13.92	
			12	12.48	1.41	13.89	
			18	12.60	1.41	14.01	
			24	11.35	1.41	12.76	
			36	11.32	1.41	12.73	
			48	11.28	1.41	12.69	
			54	10.10	1.41	11.51	

802.11a Mode			Rate (Mbps)	SISO Measured Power (dBm)			
Band	Frequency [MHz]	Channel No.		Total Power (dBm)	Peak Ant Gain (dBi)	E.I.R.P (dBm)	Power Level Setting
UNII 3	5745	149	6	12.42	1.44	13.86	15.0
			9	12.36	1.44	13.80	
			12	12.33	1.44	13.77	
			18	12.49	1.44	13.93	
			24	11.26	1.44	12.70	
			36	11.31	1.44	12.75	
			48	11.19	1.44	12.63	
			54	10.03	1.44	11.47	
	5785	157	6	13.41	1.44	14.85	16.0
			9	13.29	1.44	14.73	
			12	13.37	1.44	14.81	
			18	13.42	1.44	14.86	
			24	12.25	1.44	13.69	
			36	12.29	1.44	13.73	
			48	12.10	1.44	13.54	
			54	10.87	1.44	12.31	
	5825	165	6	14.59	1.44	16.03	17.0
			9	14.51	1.44	15.95	
			12	14.46	1.44	15.90	
			18	14.68	1.44	16.12	
			24	13.33	1.44	14.77	
			36	13.18	1.44	14.62	
			48	13.20	1.44	14.64	
			54	12.01	1.44	13.45	

802.11n(20MHz) Mode			MCS Index	SISO Measured Power (dBm)			
Band	Frequency [MHz]	Channel No.		Total Power (dBm)	Peak Ant Gain (dBi)	E.I.R.P (dBm)	Power Level Setting
UNII 1	5180	36	0	12.90	0.05	12.95	14.5
			1	12.90	0.05	12.95	
			2	13.07	0.05	13.12	
			3	12.31	0.05	12.36	
			4	12.34	0.05	12.39	
			5	11.90	0.05	11.95	
			6	11.81	0.05	11.86	
			7	10.92	0.05	10.97	
	5200	40	0	13.25	0.05	13.30	15.0
			1	13.17	0.05	13.22	
			2	13.43	0.05	13.48	
			3	12.75	0.05	12.80	
			4	12.60	0.05	12.65	
			5	12.11	0.05	12.16	
			6	11.96	0.05	12.01	
			7	11.35	0.05	11.40	
	5240	48	0	11.72	0.05	11.77	13.5
			1	11.68	0.05	11.73	
			2	11.94	0.05	11.99	
			3	11.20	0.05	11.25	
			4	11.15	0.05	11.20	
			5	10.64	0.05	10.69	
			6	10.21	0.05	10.26	
			7	9.49	0.05	9.54	

802.11n(20MHz) Mode			MCS Index	SISO Measured Power (dBm)			
Band	Frequency [MHz]	Channel No.		Total Power (dBm)	Peak Ant Gain (dBi)	E.I.R.P (dBm)	Power Level Setting
UNII 2A	5260	52	0	14.13	0.98	15.11	15.5
			1	14.05	0.98	15.03	
			2	14.20	0.98	15.18	
			3	13.42	0.98	14.40	
			4	13.35	0.98	14.33	
			5	12.74	0.98	13.72	
			6	12.71	0.98	13.69	
			7	11.67	0.98	12.65	
	5300	60	0	13.35	0.98	14.33	14.5
			1	13.30	0.98	14.28	
			2	13.43	0.98	14.41	
			3	12.56	0.98	13.54	
			4	12.59	0.98	13.57	
			5	12.08	0.98	13.06	
			6	12.04	0.98	13.02	
			7	10.98	0.98	11.96	
	5320	64	0	13.10	0.98	14.08	14.5
			1	13.03	0.98	14.01	
			2	13.11	0.98	14.09	
			3	12.48	0.98	13.46	
			4	12.50	0.98	13.48	
			5	11.85	0.98	12.83	
			6	11.77	0.98	12.75	
			7	10.62	0.98	11.60	

802.11n(20MHz) Mode			MCS Index	SISO Measured Power (dBm)			
Band	Frequency [MHz]	Channel No.		Total Power (dBm)	Peak Ant Gain (dBi)	E.I.R.P (dBm)	Power Level Setting
UNII 2C	5500	100	0	15.56	1.41	16.97	17.0
			1	15.49	1.41	16.90	
			2	15.67	1.41	17.08	
			3	14.85	1.41	16.26	
			4	14.84	1.41	16.25	
			5	14.17	1.41	15.58	
			6	14.22	1.41	15.63	
			7	13.31	1.41	14.72	
	5580	116	0	13.34	1.41	14.75	17.0
			1	13.31	1.41	14.72	
			2	13.29	1.41	14.70	
			3	12.46	1.41	13.87	
			4	12.41	1.41	13.82	
			5	11.85	1.41	13.26	
			6	11.79	1.41	13.20	
			7	10.83	1.41	12.24	
	5720	144	0	12.82	1.41	14.23	16.5
			1	12.80	1.41	14.21	
			2	13.03	1.41	14.44	
			3	12.27	1.41	13.68	
			4	12.24	1.41	13.65	
			5	11.52	1.41	12.93	
			6	11.35	1.41	12.76	
			7	10.14	1.41	11.55	

802.11n(20MHz) Mode			MCS Index	SISO Measured Power (dBm)			
Band	Frequency [MHz]	Channel No.		Total Power (dBm)	Peak Ant Gain (dBi)	E.I.R.P (dBm)	Power Level Setting
UNII 3	5745	149	0	12.39	1.44	13.83	16.0
			1	12.36	1.44	13.80	
			2	12.45	1.44	13.89	
			3	11.67	1.44	13.11	
			4	11.71	1.44	13.15	
			5	10.45	1.44	11.89	
			6	10.29	1.44	11.73	
			7	9.61	1.44	11.05	
	5785	157	0	13.42	1.44	14.86	17.0
			1	13.27	1.44	14.71	
			2	13.53	1.44	14.97	
			3	12.86	1.44	14.30	
			4	12.79	1.44	14.23	
			5	11.98	1.44	13.42	
			6	12.01	1.44	13.45	
			7	11.12	1.44	12.56	
	5825	165	0	12.94	1.44	14.38	17.0
			1	12.91	1.44	14.35	
			2	12.98	1.44	14.42	
			3	12.17	1.44	13.61	
			4	12.20	1.44	13.64	
			5	11.54	1.44	12.98	
			6	11.52	1.44	12.96	
			7	10.49	1.44	11.93	

802.11n(40MHz) Mode			MCS Index	SISO Measured Power (dBm)			
Band	Frequency [MHz]	Channel No.		Total Power (dBm)	Peak Ant Gain (dBi)	E.I.R.P (dBm)	Power Level Setting
UNII 1	5190	38	0	14.88	0.05	14.93	16.0
			1	14.57	0.05	14.62	
			2	14.66	0.05	14.71	
			3	13.74	0.05	13.79	
			4	13.69	0.05	13.74	
			5	13.21	0.05	13.26	
			6	13.17	0.05	13.22	
			7	12.12	0.05	12.17	
	5230	46	0	14.27	0.05	14.32	16.0
			1	14.14	0.05	14.19	
			2	14.33	0.05	14.38	
			3	13.40	0.05	13.45	
			4	13.31	0.05	13.36	
			5	12.85	0.05	12.90	
			6	12.79	0.05	12.84	
			7	12.11	0.05	12.16	

802.11n(40MHz) Mode			MCS Index	SISO Measured Power (dBm)			
Band	Frequency [MHz]	Channel No.		Total Power (dBm)	Peak Ant Gain (dBi)	E.I.R.P (dBm)	Power Level Setting
UNII 2A	5270	54	0	14.59	0.98	15.57	15.5
			1	14.60	0.98	15.58	
			2	14.66	0.98	15.64	
			3	13.58	0.98	14.56	
			4	13.45	0.98	14.43	
			5	12.86	0.98	13.84	
			6	12.70	0.98	13.68	
			7	12.19	0.98	13.17	
	5310	62	0	14.49	0.98	15.47	15.5
			1	14.41	0.98	15.39	
			2	14.57	0.98	15.55	
			3	13.60	0.98	14.58	
			4	13.51	0.98	14.49	
			5	12.77	0.98	13.75	
			6	12.63	0.98	13.61	
			7	12.10	0.98	13.08	

802.11n(40MHz) Mode			MCS Index	SISO Measured Power (dBm)			
Band	Frequency [MHz]	Channel No.		Total Power (dBm)	Peak Ant Gain (dBi)	E.I.R.P (dBm)	Power Level Setting
UNII 2C	5510	102	0	12.39	1.41	13.80	15.0
			1	12.38	1.41	13.79	
			2	12.41	1.41	13.82	
			3	11.62	1.41	13.03	
			4	11.43	1.41	12.84	
			5	10.80	1.41	12.21	
			6	10.75	1.41	12.16	
			7	10.19	1.41	11.60	
	5550	110	0	13.31	1.41	14.72	17.0
			1	13.28	1.41	14.69	
			2	13.42	1.41	14.83	
			3	12.55	1.41	13.96	
			4	12.57	1.41	13.98	
			5	12.12	1.41	13.53	
			6	12.13	1.41	13.54	
			7	11.17	1.41	12.58	
	5710	142	0	13.44	1.41	14.85	17.0
			1	13.38	1.41	14.79	
			2	13.52	1.41	14.93	
			3	12.69	1.41	14.10	
			4	12.63	1.41	14.04	
			5	12.03	1.41	13.44	
			6	11.99	1.41	13.40	
			7	11.56	1.41	12.97	

802.11n(40MHz) Mode			MCS Index	SISO Measured Power (dBm)			
Band	Frequency [MHz]	Channel No.		Total Power (dBm)	Peak Ant Gain (dBi)	E.I.R.P (dBm)	Power Level Setting
UNII 3	5755	151	0	13.92	1.44	15.36	18.0
			1	13.85	1.44	15.29	
			2	14.01	1.44	15.45	
			3	12.89	1.44	14.33	
			4	12.90	1.44	14.34	
			5	12.28	1.44	13.72	
			6	12.23	1.44	13.67	
			7	11.75	1.44	13.19	
	5795	159	0	14.73	1.44	16.17	19.0
			1	14.65	1.44	16.09	
			2	14.75	1.44	16.19	
			3	13.92	1.44	15.36	
			4	13.90	1.44	15.34	
			5	13.37	1.44	14.81	
			6	13.29	1.44	14.73	
			7	12.55	1.44	13.99	

802.11ac(20MHz) Mode			MCS Index	SISO Measured Power (dBm)			
Band	Frequency [MHz]	Channel No.		Total Power (dBm)	Peak Ant Gain (dBi)	E.I.R.P (dBm)	Power Level Setting
UNII 1	5180	36	0	13.12	0.05	13.17	14.0
			1	13.02	0.05	13.07	
			2	13.17	0.05	13.22	
			3	12.15	0.05	12.20	
			4	12.13	0.05	12.18	
			5	11.64	0.05	11.69	
			6	11.67	0.05	11.72	
			7	10.70	0.05	10.75	
			8	10.05	0.05	10.10	
	5200	40	0	13.41	0.05	13.46	15.0
			1	13.28	0.05	13.33	
			2	13.43	0.05	13.48	
			3	12.52	0.05	12.57	
			4	12.47	0.05	12.52	
			5	11.86	0.05	11.91	
			6	11.77	0.05	11.82	
			7	10.74	0.05	10.79	
			8	10.34	0.05	10.39	
	5240	48	0	13.19	0.05	13.24	14.5
			1	13.12	0.05	13.17	
			2	13.20	0.05	13.25	
			3	12.32	0.05	12.37	
			4	12.28	0.05	12.33	
			5	11.53	0.05	11.58	
			6	11.57	0.05	11.62	
			7	10.96	0.05	11.01	
			8	10.56	0.05	10.61	

802.11ac(20MHz) Mode			MCS Index	SISO Measured Power (dBm)			
Band	Frequency [MHz]	Channel No.		Total Power (dBm)	Peak Ant Gain (dBi)	E.I.R.P (dBm)	Power Level Setting
UNII 2A	5260	52	0	14.79	0.98	15.77	15.5
			1	14.71	0.98	15.69	
			2	14.77	0.98	15.75	
			3	13.80	0.98	14.78	
			4	13.75	0.98	14.73	
			5	13.02	0.98	14.00	
			6	13.00	0.98	13.98	
			7	12.41	0.98	13.39	
			8	11.87	0.98	12.85	
	5300	60	0	15.33	0.98	16.31	16.0
			1	15.19	0.98	16.17	
			2	15.42	0.98	16.40	
			3	14.40	0.98	15.38	
			4	14.29	0.98	15.27	
			5	14.11	0.98	15.09	
			6	13.48	0.98	14.46	
			7	12.87	0.98	13.85	
			8	12.25	0.98	13.23	
	5320	64	0	15.95	0.98	16.93	17.0
			1	15.81	0.98	16.79	
			2	15.93	0.98	16.91	
			3	15.01	0.98	15.99	
			4	14.86	0.98	15.84	
			5	14.19	0.98	15.17	
			6	14.22	0.98	15.20	
			7	13.71	0.98	14.69	
			8	13.24	0.98	14.22	

802.11ac(20MHz) Mode			MCS Index	SISO Measured Power (dBm)			
Band	Frequency [MHz]	Channel No.		Total Power (dBm)	Peak Ant Gain (dBi)	E.I.R.P (dBm)	Power Level Setting
UNII 2C	5500	100	0	14.73	1.41	16.14	17.0
			1	14.72	1.41	16.13	
			2	14.81	1.41	16.22	
			3	13.95	1.41	15.36	
			4	13.90	1.41	15.31	
			5	13.48	1.41	14.89	
			6	13.51	1.41	14.92	
			7	12.56	1.41	13.97	
			8	11.93	1.41	13.34	
	5580	116	0	11.89	1.41	13.30	15.0
			1	11.84	1.41	13.25	
			2	12.01	1.41	13.42	
			3	11.09	1.41	12.50	
			4	10.98	1.41	12.39	
			5	10.26	1.41	11.67	
			6	10.25	1.41	11.66	
			7	9.67	1.41	11.08	
			8	8.95	1.41	10.36	
	5720	144	0	12.76	1.41	14.17	16.5
			1	12.67	1.41	14.08	
			2	12.79	1.41	14.20	
			3	11.85	1.41	13.26	
			4	11.83	1.41	13.24	
			5	11.21	1.41	12.62	
			6	11.07	1.41	12.48	
			7	10.66	1.41	12.07	
			8	10.02	1.41	11.43	

802.11ac(20MHz) Mode			MCS Index	SISO Measured Power (dBm)			
Band	Frequency [MHz]	Channel No.		Total Power (dBm)	Peak Ant Gain (dBi)	E.I.R.P (dBm)	Power Level Setting
UNII 3	5745	149	0	11.59	1.44	13.03	15.0
			1	11.52	1.44	12.96	
			2	11.63	1.44	13.07	
			3	10.58	1.44	12.02	
			4	10.65	1.44	12.09	
			5	10.01	1.44	11.45	
			6	9.92	1.44	11.36	
			7	9.31	1.44	10.75	
			8	8.68	1.44	10.12	
	5785	157	0	13.17	1.44	14.61	17.0
			1	13.15	1.44	14.59	
			2	13.11	1.44	14.55	
			3	12.09	1.44	13.53	
			4	12.04	1.44	13.48	
			5	11.55	1.44	12.99	
			6	11.45	1.44	12.89	
			7	10.92	1.44	12.36	
			8	10.51	1.44	11.95	
	5825	165	0	12.89	1.44	14.33	17.00
			1	12.81	1.44	14.25	
			2	12.92	1.44	14.36	
			3	12.01	1.44	13.45	
			4	11.85	1.44	13.29	
			5	11.29	1.44	12.73	
			6	11.22	1.44	12.66	
			7	10.83	1.44	12.27	
			8	10.44	1.44	11.88	

802.11ac(40MHz) Mode			MCS Index	SISO Measured Power (dBm)			
Band	Frequency [MHz]	Channel No.		Total Power (dBm)	Peak Ant Gain (dBi)	E.I.R.P (dBm)	Power Level Setting
UNII 1	5190	38	0	14.42	0.05	14.47	16.0
			1	14.36	0.05	14.41	
			2	14.53	0.05	14.58	
			3	13.61	0.05	13.66	
			4	13.64	0.05	13.69	
			5	13.12	0.05	13.17	
			6	13.08	0.05	13.13	
			7	12.04	0.05	12.09	
			8	11.42	0.05	11.47	
			9	10.88	0.05	10.93	
	5230	46	0	14.26	0.05	14.31	16.0
			1	14.20	0.05	14.25	
			2	14.35	0.05	14.40	
			3	13.51	0.05	13.56	
			4	13.55	0.05	13.60	
			5	13.02	0.05	13.07	
			6	12.92	0.05	12.97	
			7	12.06	0.05	12.11	
			8	11.57	0.05	11.62	
			9	11.13	0.05	11.18	

802.11ac(40MHz) Mode			MCS Index	SISO Measured Power (dBm)			
Band	Frequency [MHz]	Channel No.		Total Power (dBm)	Peak Ant Gain (dBi)	E.I.R.P (dBm)	Power Level Setting
UNII 2A	5270	54	0	14.60	0.98	15.58	15.5
			1	14.51	0.98	15.49	
			2	14.66	0.98	15.64	
			3	13.81	0.98	14.79	
			4	13.75	0.98	14.73	
			5	13.15	0.98	14.13	
			6	13.13	0.98	14.11	
			7	12.08	0.98	13.06	
			8	11.92	0.98	12.90	
			9	11.24	0.98	12.22	
	5310	62	0	14.54	0.98	15.52	15.5
			1	14.46	0.98	15.44	
			2	14.61	0.98	15.59	
			3	14.85	0.98	15.83	
			4	14.78	0.98	15.76	
			5	14.29	0.98	15.27	
			6	13.30	0.98	14.28	
			7	13.25	0.98	14.23	
			8	12.74	0.98	13.72	
			9	12.13	0.98	13.11	

802.11ac(40MHz) Mode			MCS Index	SISO Measured Power (dBm)			
Band	Frequency [MHz]	Channel No.		Total Power (dBm)	Peak Ant Gain (dBi)	E.I.R.P (dBm)	Power Level Setting
UNII 2C	5510	102	0	11.43	1.41	12.84	14.0
			1	11.40	1.41	12.81	
			2	11.54	1.41	12.95	
			3	10.63	1.41	12.04	
			4	10.66	1.41	12.07	
			5	10.25	1.41	11.66	
			6	10.27	1.41	11.68	
			7	9.31	1.41	10.72	
			8	8.65	1.41	10.06	
			9	8.15	1.41	9.56	
	5550	110	0	13.27	1.41	14.68	17.0
			1	13.16	1.41	14.57	
			2	13.34	1.41	14.75	
			3	12.41	1.41	13.82	
			4	12.47	1.41	13.88	
			5	12.18	1.41	13.59	
			6	12.10	1.41	13.51	
			7	11.14	1.41	12.55	
			8	10.49	1.41	11.90	
			9	9.89	1.41	11.30	
	5710	142	0	13.29	1.41	14.70	17.0
			1	13.28	1.41	14.69	
			2	13.37	1.41	14.78	
			3	12.48	1.41	13.89	
			4	12.53	1.41	13.94	
			5	12.14	1.41	13.55	
			6	12.13	1.41	13.54	
			7	11.18	1.41	12.59	
			8	10.51	1.41	11.92	
			9	10.01	1.41	11.42	

802.11ac(40MHz) Mode			MCS Index	SISO Measured Power (dBm)			
Band	Frequency [MHz]	Channel No.		Total Power (dBm)	Peak Ant Gain (dBi)	E.I.R.P (dBm)	Power Level Setting
UNII 3	5755	151	0	14.35	1.44	15.79	18.00
			1	14.24	1.44	15.68	
			2	14.44	1.44	15.88	
			3	13.44	1.44	14.88	
			4	13.53	1.44	14.97	
			5	13.20	1.44	14.64	
			6	13.14	1.44	14.58	
			7	12.24	1.44	13.68	
			8	11.59	1.44	13.03	
			9	11.17	1.44	12.61	
	5795	159	0	14.14	1.44	15.58	18.0
			1	14.09	1.44	15.53	
			2	14.20	1.44	15.64	
			3	13.37	1.44	14.81	
			4	13.43	1.44	14.87	
			5	12.99	1.44	14.43	
			6	12.84	1.44	14.28	
			7	12.13	1.44	13.57	
			8	11.36	1.44	12.80	
			9	10.86	1.44	12.30	

802.11ac(80MHz) Mode			MCS Index	SISO Measured Power (dBm)			
Band	Frequency [MHz]	Channel No.		Total Power (dBm)	Peak Ant Gain (dBi)	E.I.R.P (dBm)	Power Level Setting
UNII 1	5210	42	0	13.74	0.05	13.79	15.0
			1	13.57	0.05	13.62	
			2	13.76	0.05	13.81	
			3	13.01	0.05	13.06	
			4	12.77	0.05	12.82	
			5	12.28	0.05	12.33	
			6	12.30	0.05	12.35	
			7	11.39	0.05	11.44	
			8	10.85	0.05	10.90	
			9	10.27	0.05	10.32	

802.11ac(80MHz) Mode			MCS Index	SISO Measured Power (dBm)			
Band	Frequency [MHz]	Channel No.		Total Power (dBm)	Peak Ant Gain (dBi)	E.I.R.P (dBm)	Power Level Setting
UNII 2A	5290	58	0	12.47	0.98	13.45	12.5
			1	12.35	0.98	13.33	
			2	12.58	0.98	13.56	
			3	11.64	0.98	12.62	
			4	11.51	0.98	12.49	
			5	11.12	0.98	12.10	
			6	11.03	0.98	12.01	
			7	10.26	0.98	11.24	
			8	9.62	0.98	10.60	
			9	8.13	0.98	9.11	

802.11ac(80MHz) Mode			MCS Index	SISO Measured Power (dBm)			
Band	Frequency [MHz]	Channel No.		Total Power (dBm)	Peak Ant Gain (dBi)	E.I.R.P (dBm)	Power Level Setting
UNII 2C	5530	106	0	12.28	1.41	13.69	15.00
			1	12.20	1.41	13.61	
			2	12.39	1.41	13.80	
			3	11.45	1.41	12.86	
			4	11.42	1.41	12.83	
			5	10.93	1.41	12.34	
			6	10.94	1.41	12.35	
			7	9.97	1.41	11.38	
			8	9.33	1.41	10.74	
			9	8.81	1.41	10.22	
	5690	138	0	14.41	1.41	15.82	17.0
			1	14.37	1.41	15.78	
			2	14.57	1.41	15.98	
			3	13.71	1.41	15.12	
			4	13.57	1.41	14.98	
			5	13.07	1.41	14.48	
			6	13.14	1.41	14.55	
			7	12.10	1.41	13.51	
			8	11.36	1.41	12.77	
			9	10.94	1.41	12.35	

802.11ac(80MHz) Mode			MCS Index	SISO Measured Power (dBm)			
Band	Frequency [MHz]	Channel No.		Total Power (dBm)	Peak Ant Gain (dBi)	E.I.R.P (dBm)	Power Level Setting
UNII 3	5775	155	0	15.60	1.44	17.04	19.0
			1	15.42	1.44	16.86	
			2	15.59	1.44	17.03	
			3	14.77	1.44	16.21	
			4	14.64	1.44	16.08	
			5	14.35	1.44	15.79	
			6	14.26	1.44	15.70	
			7	13.19	1.44	14.63	
			8	12.65	1.44	14.09	
			9	12.12	1.44	13.56	

[Ant2]

FCC Limts (802.11a, 802.11n_HT20, 802.11ac_VHT20)

UNII-1	: Total Power < 23.98 dBm
UNII-2A	: Total Power < 23.22 dBm
UNII-2C	: Total Power < 23.24 dBm
UNII-3	: Total Power < 30.00 dBm

FCC Limts (802.11n_HT40, 802.11ac_VHT40, 802.11ac_VHT80)

UNII-1	: Total Power < 23.98 dBm
UNII-2A	: Total Power < 23.98 dBm
UNII-2C	: Total Power < 23.98 dBm
UNII-3	: Total Power < 30.00 dBm

IC Limts (802.11a, 802.11n_HT20, 802.11ac_VHT20)

UNII-1	: E.I.R.P < 22.25 dBm
UNII-2A	: Total Power < 23.22 dBm
UNII-2A	: E.I.R.P < 29.22 dBm
UNII-2C	: Total Power < 23.24 dBm
UNII-2C	: E.I.R.P < 29.24 dBm
UNII-3	: Total Power < 30.00 dBm

IC Limts (802.11n_HT40, 802.11ac_VHT40, 802.11ac_VHT80)

UNII-1	: E.I.R.P < 23.01 dBm
UNII-2A	: Total Power < 23.98 dBm
UNII-2A	: E.I.R.P < 30.00 dBm
UNII-2C	: Total Power < 23.98 dBm
UNII-2C	: E.I.R.P < 30.00 dBm
UNII-3	: Total Power < 30.00 dBm

802.11a Mode			Rate (Mbps)	SISO Measured Power (dBm)			
Band	Frequency [MHz]	Channel No.		Total Power (dBm)	Peak Ant Gain (dBi)	E.I.R.P (dBm)	Power Level Setting
UNII 1	5180	36	6	11.88	1.42	13.30	13.5
			9	11.86	1.42	13.28	
			12	11.89	1.42	13.31	
			18	12.01	1.42	13.43	
			24	10.51	1.42	11.93	
			36	10.53	1.42	11.95	
			48	10.47	1.42	11.89	
			54	9.52	1.42	10.94	
	5200	40	6	12.31	1.42	13.73	14.0
			9	12.27	1.42	13.69	
			12	12.34	1.42	13.76	
			18	12.51	1.42	13.93	
			24	11.04	1.42	12.46	
			36	10.92	1.42	12.34	
			48	10.90	1.42	12.32	
			54	9.91	1.42	11.33	
	5240	48	6	11.65	1.42	13.07	13.0
			9	11.70	1.42	13.12	
			12	11.74	1.42	13.16	
			18	11.78	1.42	13.20	
			24	10.24	1.42	11.66	
			36	10.29	1.42	11.71	
			48	10.18	1.42	11.60	
			54	9.25	1.42	10.67	

802.11a Mode			Rate (Mbps)	SISO Measured Power (dBm)			
Band	Frequency [MHz]	Channel No.		Total Power (dBm)	Peak Ant Gain (dBi)	E.I.R.P (dBm)	Power Level Setting
UNII 2A	5260	52	6	12.73	1.45	14.18	13.5
			9	12.68	1.45	14.13	
			12	12.75	1.45	14.20	
			18	12.88	1.45	14.33	
			24	11.31	1.45	12.76	
			36	11.30	1.45	12.75	
			48	11.34	1.45	12.79	
			54	10.36	1.45	11.81	
	5300	60	6	12.69	1.45	14.14	13.5
			9	12.65	1.45	14.10	
			12	12.70	1.45	14.15	
			18	12.82	1.45	14.27	
			24	11.22	1.45	12.67	
			36	11.35	1.45	12.80	
			48	11.19	1.45	12.64	
			54	10.33	1.45	11.78	
	5320	64	6	12.32	1.45	13.77	13.5
			9	12.21	1.45	13.66	
			12	12.34	1.45	13.79	
			18	12.45	1.45	13.90	
			24	10.92	1.45	12.37	
			36	10.97	1.45	12.42	
			48	10.90	1.45	12.35	
			54	9.98	1.45	11.43	

802.11a Mode			Rate (Mbps)	SISO Measured Power (dBm)			
Band	Frequency [MHz]	Channel No.		Total Power (dBm)	Peak Ant Gain (dBi)	E.I.R.P (dBm)	Power Level Setting
UNII 2C	5500	100	6	12.80	1.37	14.17	15.0
			9	12.75	1.37	14.12	
			12	12.77	1.37	14.14	
			18	12.92	1.37	14.29	
			24	11.57	1.37	12.94	
			36	11.58	1.37	12.95	
			48	11.52	1.37	12.89	
			54	10.60	1.37	11.97	
	5580	116	6	11.90	1.37	13.27	15.0
			9	11.78	1.37	13.15	
			12	11.96	1.37	13.33	
			18	12.03	1.37	13.40	
			24	10.41	1.37	11.78	
			36	10.48	1.37	11.85	
			48	10.49	1.37	11.86	
			54	9.64	1.37	11.01	
	5720	144	6	11.66	1.37	13.03	15.0
			9	11.64	1.37	13.01	
			12	11.71	1.37	13.08	
			18	11.75	1.37	13.12	
			24	10.29	1.37	11.66	
			36	10.31	1.37	11.68	
			48	10.12	1.37	11.49	
			54	9.33	1.37	10.70	

802.11a Mode			Rate (Mbps)	SISO Measured Power (dBm)			
Band	Frequency [MHz]	Channel No.		Total Power (dBm)	Peak Ant Gain (dBi)	E.I.R.P (dBm)	Power Level Setting
UNII 3	5745	149	6	11.48	1.42	12.90	15.0
			9	11.53	1.42	12.95	
			12	11.49	1.42	12.91	
			18	11.64	1.42	13.06	
			24	10.25	1.42	11.67	
			36	10.32	1.42	11.74	
			48	10.07	1.42	11.49	
			54	9.22	1.42	10.64	
	5785	157	6	12.74	1.42	14.16	16.0
			9	12.65	1.42	14.07	
			12	12.75	1.42	14.17	
			18	12.87	1.42	14.29	
			24	11.52	1.42	12.94	
			36	11.39	1.42	12.81	
			48	11.43	1.42	12.85	
			54	10.40	1.42	11.82	
	5825	165	6	13.73	1.42	15.15	17.0
			9	13.79	1.42	15.21	
			12	13.74	1.42	15.16	
			18	13.86	1.42	15.28	
			24	12.39	1.42	13.81	
			36	12.36	1.42	13.78	
			48	12.24	1.42	13.66	
			54	11.31	1.42	12.73	

802.11n(20MHz) Mode			MCS Index	SISO Measured Power (dBm)			
Band	Frequency [MHz]	Channel No.		Total Power (dBm)	Peak Ant Gain (dBi)	E.I.R.P (dBm)	Power Level Setting
UNII 1	5180	36	0	12.14	1.42	13.56	14.5
			1	12.08	1.42	13.50	
			2	12.12	1.42	13.54	
			3	11.17	1.42	12.59	
			4	11.03	1.42	12.45	
			5	10.45	1.42	11.87	
			6	10.43	1.42	11.85	
			7	9.52	1.42	10.94	
	5200	40	0	12.39	1.42	13.81	15.0
			1	12.25	1.42	13.67	
			2	12.37	1.42	13.79	
			3	11.41	1.42	12.83	
			4	11.28	1.42	12.70	
			5	10.79	1.42	12.21	
			6	10.76	1.42	12.18	
			7	9.75	1.42	11.17	
	5240	48	0	10.89	1.42	12.31	13.5
			1	10.78	1.42	12.20	
			2	10.88	1.42	12.30	
			3	10.00	1.42	11.42	
			4	9.80	1.42	11.22	
			5	9.29	1.42	10.71	
			6	9.23	1.42	10.65	
			7	8.25	1.42	9.67	

802.11n(20MHz) Mode			MCS Index	SISO Measured Power (dBm)			
Band	Frequency [MHz]	Channel No.		Total Power (dBm)	Peak Ant Gain (dBi)	E.I.R.P (dBm)	Power Level Setting
UNII 2A	5260	52	0	13.36	1.45	14.81	15.5
			1	13.27	1.45	14.72	
			2	13.39	1.45	14.84	
			3	12.38	1.45	13.83	
			4	12.22	1.45	13.67	
			5	11.86	1.45	13.31	
			6	11.65	1.45	13.10	
			7	10.85	1.45	12.30	
	5300	60	0	12.52	1.45	13.97	14.5
			1	12.42	1.45	13.87	
			2	12.50	1.45	13.95	
			3	11.54	1.45	12.99	
			4	11.41	1.45	12.86	
			5	10.85	1.45	12.30	
			6	10.79	1.45	12.24	
			7	9.93	1.45	11.38	
	5320	64	0	12.27	1.45	13.72	14.5
			1	12.13	1.45	13.58	
			2	12.25	1.45	13.70	
			3	11.29	1.45	12.74	
			4	11.16	1.45	12.61	
			5	10.67	1.45	12.12	
			6	10.64	1.45	12.09	
			7	9.63	1.45	11.08	

802.11n(20MHz) Mode			MCS Index	SISO Measured Power (dBm)			
Band	Frequency [MHz]	Channel No.		Total Power (dBm)	Peak Ant Gain (dBi)	E.I.R.P (dBm)	Power Level Setting
UNII 2C	5500	100	0	13.70	1.37	15.07	17.0
			1	13.66	1.37	15.03	
			2	13.91	1.37	15.28	
			3	13.17	1.37	14.54	
			4	13.23	1.37	14.60	
			5	12.79	1.37	14.16	
			6	12.75	1.37	14.12	
			7	11.93	1.37	13.30	
	5580	116	0	12.75	1.37	14.12	17.0
			1	12.81	1.37	14.18	
			2	12.96	1.37	14.33	
			3	12.12	1.37	13.49	
			4	12.14	1.37	13.51	
			5	11.75	1.37	13.12	
			6	11.93	1.37	13.30	
			7	10.85	1.37	12.22	
	5720	144	0	11.85	1.37	13.22	16.5
			1	11.89	1.37	13.26	
			2	12.16	1.37	13.53	
			3	11.22	1.37	12.59	
			4	11.38	1.37	12.75	
			5	10.92	1.37	12.29	
			6	11.00	1.37	12.37	
			7	10.05	1.37	11.42	

802.11n(20MHz) Mode			MCS Index	SISO Measured Power (dBm)			
Band	Frequency [MHz]	Channel No.		Total Power (dBm)	Peak Ant Gain (dBi)	E.I.R.P (dBm)	Power Level Setting
UNII 3	5745	149	0	11.60	1.42	13.02	16.0
			1	11.53	1.42	12.95	
			2	11.71	1.42	13.13	
			3	10.84	1.42	12.26	
			4	11.12	1.42	12.54	
			5	10.60	1.42	12.02	
			6	10.71	1.42	12.13	
			7	9.79	1.42	11.21	
	5785	157	0	12.76	1.42	14.18	17.0
			1	12.79	1.42	14.21	
			2	12.86	1.42	14.28	
			3	12.12	1.42	13.54	
			4	12.35	1.42	13.77	
			5	11.89	1.42	13.31	
			6	11.88	1.42	13.30	
			7	10.90	1.42	12.32	
	5825	165	0	13.02	1.42	14.44	17.0
			1	13.06	1.42	14.48	
			2	13.33	1.42	14.75	
			3	12.59	1.42	14.01	
			4	12.55	1.42	13.97	
			5	12.05	1.42	13.47	
			6	12.02	1.42	13.44	
			7	11.13	1.42	12.55	

802.11n(40MHz) Mode			MCS Index	SISO Measured Power (dBm)			
Band	Frequency [MHz]	Channel No.		Total Power (dBm)	Peak Ant Gain (dBi)	E.I.R.P (dBm)	Power Level Setting
UNII 1	5190	38	0	13.85	1.42	15.27	16.0
			1	13.80	1.42	15.22	
			2	13.88	1.42	15.30	
			3	12.83	1.42	14.25	
			4	12.87	1.42	14.29	
			5	12.33	1.42	13.75	
			6	12.31	1.42	13.73	
			7	11.60	1.42	13.02	
	5230	46	0	13.71	1.42	15.13	16.0
			1	13.72	1.42	15.14	
			2	13.70	1.42	15.12	
			3	12.77	1.42	14.19	
			4	12.63	1.42	14.05	
			5	12.31	1.42	13.73	
			6	12.16	1.42	13.58	
			7	11.48	1.42	12.90	

802.11n(40MHz) Mode			MCS Index	SISO Measured Power (dBm)			
Band	Frequency [MHz]	Channel No.		Total Power (dBm)	Peak Ant Gain (dBi)	E.I.R.P (dBm)	Power Level Setting
UNII 2A	5270	54	0	14.29	1.45	15.74	15.5
			1	14.25	1.45	15.70	
			2	14.35	1.45	15.80	
			3	13.46	1.45	14.91	
			4	13.36	1.45	14.81	
			5	12.75	1.45	14.20	
			6	12.83	1.45	14.28	
			7	12.15	1.45	13.60	
	5310	62	0	14.08	1.45	15.53	15.5
			1	14.00	1.45	15.45	
			2	14.12	1.45	15.57	
			3	13.15	1.45	14.60	
			4	13.11	1.45	14.56	
			5	12.59	1.45	14.04	
			6	12.62	1.45	14.07	
			7	11.81	1.45	13.26	

802.11n(40MHz) Mode			MCS Index	SISO Measured Power (dBm)			
Band	Frequency [MHz]	Channel No.		Total Power (dBm)	Peak Ant Gain (dBi)	E.I.R.P (dBm)	Power Level Setting
UNII 2C	5510	102	0	12.23	1.37	13.60	15.0
			1	12.15	1.37	13.52	
			2	12.31	1.37	13.68	
			3	11.40	1.37	12.77	
			4	11.28	1.37	12.65	
			5	10.76	1.37	12.13	
			6	10.62	1.37	11.99	
			7	10.26	1.37	11.63	
	5550	110	0	12.89	1.37	14.26	17.0
			1	12.80	1.37	14.17	
			2	12.92	1.37	14.29	
			3	11.95	1.37	13.32	
			4	11.91	1.37	13.28	
			5	11.39	1.37	12.76	
			6	11.42	1.37	12.79	
			7	10.61	1.37	11.98	
	5710	142	0	13.16	1.37	14.53	17.0
			1	13.10	1.37	14.47	
			2	13.30	1.37	14.67	
			3	12.24	1.37	13.61	
			4	12.16	1.37	13.53	
			5	11.87	1.37	13.24	
			6	11.88	1.37	13.25	
			7	11.16	1.37	12.53	

802.11n(40MHz) Mode			MCS Index	SISO Measured Power (dBm)			
Band	Frequency [MHz]	Channel No.		Total Power (dBm)	Peak Ant Gain (dBi)	E.I.R.P (dBm)	Power Level Setting
UNII 3	5755	151	0	13.53	1.42	14.95	18.0
			1	13.41	1.42	14.83	
			2	13.58	1.42	15.00	
			3	12.61	1.42	14.03	
			4	12.69	1.42	14.11	
			5	12.14	1.42	13.56	
			6	12.25	1.42	13.67	
			7	11.43	1.42	12.85	
	5795	159	0	13.99	1.42	15.41	19.0
			1	13.84	1.42	15.26	
			2	14.14	1.42	15.56	
			3	13.17	1.42	14.59	
			4	13.10	1.42	14.52	
			5	12.54	1.42	13.96	
			6	12.63	1.42	14.05	
			7	11.89	1.42	13.31	

802.11ac(20MHz) Mode			MCS Index	SISO Measured Power (dBm)			
Band	Frequency [MHz]	Channel No.		Total Power (dBm)	Peak Ant Gain (dBi)	E.I.R.P (dBm)	Power Level Setting
UNII 1	5180	36	0	11.70	1.42	13.12	14.0
			1	11.65	1.42	13.07	
			2	11.86	1.42	13.28	
			3	10.94	1.42	12.36	
			4	10.83	1.42	12.25	
			5	10.37	1.42	11.79	
			6	10.34	1.42	11.76	
			7	9.40	1.42	10.82	
			8	8.80	1.42	10.22	
	5200	40	0	12.69	1.42	14.11	15.0
			1	12.70	1.42	14.12	
			2	12.85	1.42	14.27	
			3	11.92	1.42	13.34	
			4	11.89	1.42	13.31	
			5	11.32	1.42	12.74	
			6	11.33	1.42	12.75	
			7	10.40	1.42	11.82	
			8	9.75	1.42	11.17	
	5240	48	0	12.50	1.42	13.92	14.5
			1	12.46	1.42	13.88	
			2	12.56	1.42	13.98	
			3	11.71	1.42	13.13	
			4	11.70	1.42	13.12	
			5	11.10	1.42	12.52	
			6	11.04	1.42	12.46	
			7	10.21	1.42	11.63	
			8	9.63	1.42	11.05	

802.11ac(20MHz) Mode			MCS Index	SISO Measured Power (dBm)			
Band	Frequency [MHz]	Channel No.		Total Power (dBm)	Peak Ant Gain (dBi)	E.I.R.P (dBm)	Power Level Setting
UNII 2A	5260	52	0	14.21	1.45	15.66	15.5
			1	14.16	1.45	15.61	
			2	14.51	1.45	15.96	
			3	13.44	1.45	14.89	
			4	13.36	1.45	14.81	
			5	12.75	1.45	14.20	
			6	12.76	1.45	14.21	
			7	11.89	1.45	13.34	
			8	11.32	1.45	12.77	
	5300	60	0	14.86	1.45	16.31	16.0
			1	14.75	1.45	16.20	
			2	15.02	1.45	16.47	
			3	14.05	1.45	15.50	
			4	14.10	1.45	15.55	
			5	13.38	1.45	14.83	
			6	13.44	1.45	14.89	
			7	12.58	1.45	14.03	
			8	11.98	1.45	13.43	
	5320	64	0	15.44	1.45	16.89	17.0
			1	15.45	1.45	16.90	
			2	15.60	1.45	17.05	
			3	14.67	1.45	16.12	
			4	14.64	1.45	16.09	
			5	14.07	1.45	15.52	
			6	14.08	1.45	15.53	
			7	13.15	1.45	14.60	
			8	12.50	1.45	13.95	

802.11ac(20MHz) Mode			MCS Index	SISO Measured Power (dBm)			
Band	Frequency [MHz]	Channel No.		Total Power (dBm)	Peak Ant Gain (dBi)	E.I.R.P (dBm)	Power Level Setting
UNII 2C	5500	100	0	14.28	1.37	15.65	17.0
			1	14.23	1.37	15.60	
			2	14.48	1.37	15.85	
			3	13.57	1.37	14.94	
			4	13.52	1.37	14.89	
			5	12.86	1.37	14.23	
			6	12.92	1.37	14.29	
			7	11.94	1.37	13.31	
			8	11.39	1.37	12.76	
	5580	116	0	11.21	1.37	12.58	15.0
			1	11.27	1.37	12.64	
			2	11.36	1.37	12.73	
			3	10.36	1.37	11.73	
			4	10.38	1.37	11.75	
			5	9.83	1.37	11.20	
			6	9.81	1.37	11.18	
			7	8.98	1.37	10.35	
			8	8.36	1.37	9.73	
	5720	144	0	12.46	1.37	13.83	16.5
			1	12.41	1.37	13.78	
			2	12.56	1.37	13.93	
			3	11.59	1.37	12.96	
			4	11.60	1.37	12.97	
			5	11.12	1.37	12.49	
			6	11.10	1.37	12.47	
			7	10.11	1.37	11.48	
			8	9.45	1.37	10.82	

802.11ac(20MHz) Mode			MCS Index	SISO Measured Power (dBm)			
Band	Frequency [MHz]	Channel No.		Total Power (dBm)	Peak Ant Gain (dBi)	E.I.R.P (dBm)	Power Level Setting
UNII 3	5745	149	0	11.30	1.42	12.72	15.0
			1	11.26	1.42	12.68	
			2	11.38	1.42	12.80	
			3	10.54	1.42	11.96	
			4	10.35	1.42	11.77	
			5	9.97	1.42	11.39	
			6	9.87	1.42	11.29	
			7	8.95	1.42	10.37	
			8	8.20	1.42	9.62	
	5785	157	0	13.01	1.42	14.43	17.0
			1	13.06	1.42	14.48	
			2	13.08	1.42	14.50	
			3	12.12	1.42	13.54	
			4	12.07	1.42	13.49	
			5	11.61	1.42	13.03	
			6	11.58	1.42	13.00	
			7	10.63	1.42	12.05	
			8	10.13	1.42	11.55	
	5825	165	0	12.77	1.42	14.19	17.00
			1	12.73	1.42	14.15	
			2	12.87	1.42	14.29	
			3	11.90	1.42	13.32	
			4	11.88	1.42	13.30	
			5	11.53	1.42	12.95	
			6	11.41	1.42	12.83	
			7	10.42	1.42	11.84	
			8	9.82	1.42	11.24	

802.11ac(40MHz) Mode			MCS Index	SISO Measured Power (dBm)			
Band	Frequency [MHz]	Channel No.		Total Power (dBm)	Peak Ant Gain (dBi)	E.I.R.P (dBm)	Power Level Setting
UNII 1	5190	38	0	12.54	1.42	13.96	16.0
			1	12.51	1.42	13.93	
			2	12.62	1.42	14.04	
			3	11.73	1.42	13.15	
			4	11.69	1.42	13.11	
			5	11.21	1.42	12.63	
			6	11.23	1.42	12.65	
			7	10.27	1.42	11.69	
			8	9.61	1.42	11.03	
			9	9.28	1.42	10.70	
	5230	46	0	12.92	1.42	14.34	16.0
			1	12.81	1.42	14.23	
			2	13.03	1.42	14.45	
			3	12.12	1.42	13.54	
			4	12.01	1.42	13.43	
			5	11.51	1.42	12.93	
			6	11.56	1.42	12.98	
			7	10.76	1.42	12.18	
			8	10.00	1.42	11.42	
			9	9.77	1.42	11.19	

802.11ac(40MHz) Mode			MCS Index	SISO Measured Power (dBm)			
Band	Frequency [MHz]	Channel No.		Total Power (dBm)	Peak Ant Gain (dBi)	E.I.R.P (dBm)	Power Level Setting
UNII 2A	5270	54	0	13.31	1.45	14.76	15.5
			1	13.25	1.45	14.70	
			2	13.29	1.45	14.74	
			3	12.52	1.45	13.97	
			4	12.51	1.45	13.96	
			5	11.88	1.45	13.33	
			6	11.93	1.45	13.38	
			7	11.11	1.45	12.56	
			8	10.36	1.45	11.81	
			9	10.07	1.45	11.52	
	5310	62	0	13.18	1.45	14.63	15.5
			1	13.11	1.45	14.56	
			2	13.26	1.45	14.71	
			3	12.47	1.45	13.92	
			4	12.33	1.45	13.78	
			5	11.93	1.45	13.38	
			6	11.87	1.45	13.32	
			7	10.71	1.45	12.16	
			8	10.15	1.45	11.60	
			9	9.92	1.45	11.37	

802.11ac(40MHz) Mode			MCS Index	SISO Measured Power (dBm)			
Band	Frequency [MHz]	Channel No.		Total Power (dBm)	Peak Ant Gain (dBi)	E.I.R.P (dBm)	Power Level Setting
UNII 2C	5510	102	0	9.95	1.37	11.32	14.0
			1	9.85	1.37	11.22	
			2	10.02	1.37	11.39	
			3	9.21	1.37	10.58	
			4	9.14	1.37	10.51	
			5	8.54	1.37	9.91	
			6	8.46	1.37	9.83	
			7	7.43	1.37	8.80	
			8	6.97	1.37	8.34	
			9	6.43	1.37	7.80	
	5550	110	0	11.82	1.37	13.19	17.0
			1	11.80	1.37	13.17	
			2	11.91	1.37	13.28	
			3	11.02	1.37	12.39	
			4	10.98	1.37	12.35	
			5	10.50	1.37	11.87	
			6	10.52	1.37	11.89	
			7	9.56	1.37	10.93	
			8	8.90	1.37	10.27	
			9	8.57	1.37	9.94	
	5710	142	0	12.21	1.37	13.58	17.0
			1	12.15	1.37	13.52	
			2	12.28	1.37	13.65	
			3	11.32	1.37	12.69	
			4	11.34	1.37	12.71	
			5	10.96	1.37	12.33	
			6	10.88	1.37	12.25	
			7	10.01	1.37	11.38	
			8	9.49	1.37	10.86	
			9	9.13	1.37	10.50	

802.11ac(40MHz) Mode			MCS Index	SISO Measured Power (dBm)			
Band	Frequency [MHz]	Channel No.		Total Power (dBm)	Peak Ant Gain (dBi)	E.I.R.P (dBm)	Power Level Setting
UNII 3	5755	151	0	13.88	1.42	15.30	18.00
			1	13.54	1.42	14.96	
			2	13.91	1.42	15.33	
			3	12.87	1.42	14.29	
			4	12.86	1.42	14.28	
			5	12.53	1.42	13.95	
			6	12.51	1.42	13.93	
			7	11.65	1.42	13.07	
			8	11.12	1.42	12.54	
			9	10.60	1.42	12.02	
	5795	159	0	13.83	1.42	15.25	18.0
			1	13.72	1.42	15.14	
			2	13.88	1.42	15.30	
			3	12.94	1.42	14.36	
			4	13.00	1.42	14.42	
			5	12.58	1.42	14.00	
			6	12.53	1.42	13.95	
			7	11.66	1.42	13.08	
			8	11.01	1.42	12.43	
			9	10.55	1.42	11.97	

802.11ac(80MHz) Mode			MCS Index	SISO Measured Power (dBm)			
Band	Frequency [MHz]	Channel No.		Total Power (dBm)	Peak Ant Gain (dBi)	E.I.R.P (dBm)	Power Level Setting
UNII 1	5210	42	0	13.17	1.42	14.59	15.0
			1	13.08	1.42	14.50	
			2	13.21	1.42	14.63	
			3	12.33	1.42	13.75	
			4	12.24	1.42	13.66	
			5	11.75	1.42	13.17	
			6	11.66	1.42	13.08	
			7	10.80	1.42	12.22	
			8	10.11	1.42	11.53	
			9	9.80	1.42	11.22	

802.11ac(80MHz) Mode			MCS Index	SISO Measured Power (dBm)			
Band	Frequency [MHz]	Channel No.		Total Power (dBm)	Peak Ant Gain (dBi)	E.I.R.P (dBm)	Power Level Setting
UNII 2A	5290	58	0	11.26	1.45	12.71	12.5
			1	11.19	1.45	12.64	
			2	11.27	1.45	12.72	
			3	10.36	1.45	11.81	
			4	10.29	1.45	11.74	
			5	9.82	1.45	11.27	
			6	9.74	1.45	11.19	
			7	8.85	1.45	10.30	
			8	8.25	1.45	9.70	
			9	7.79	1.45	9.24	

802.11ac(80MHz) Mode			MCS Index	SISO Measured Power (dBm)			
Band	Frequency [MHz]	Channel No.		Total Power (dBm)	Peak Ant Gain (dBi)	E.I.R.P (dBm)	Power Level Setting
UNII 2C	5530	106	0	11.35	1.37	12.72	15.00
			1	11.22	1.37	12.59	
			2	11.37	1.37	12.74	
			3	10.41	1.37	11.78	
			4	10.36	1.37	11.73	
			5	9.92	1.37	11.29	
			6	9.84	1.37	11.21	
			7	8.90	1.37	10.27	
			8	8.25	1.37	9.62	
			9	7.84	1.37	9.21	
	5690	138	0	13.61	1.37	14.98	17.0
			1	13.51	1.37	14.88	
			2	13.43	1.37	14.80	
			3	12.53	1.37	13.90	
			4	12.61	1.37	13.98	
			5	12.13	1.37	13.50	
			6	12.10	1.37	13.47	
			7	11.26	1.37	12.63	
			8	10.45	1.37	11.82	
			9	10.16	1.37	11.53	

802.11ac(80MHz) Mode			MCS Index	SISO Measured Power (dBm)			
Band	Frequency [MHz]	Channel No.		Total Power (dBm)	Peak Ant Gain (dBi)	E.I.R.P (dBm)	Power Level Setting
UNII 3	5775	155	0	15.01	1.42	16.43	19.0
			1	14.94	1.42	16.36	
			2	15.02	1.42	16.44	
			3	14.17	1.42	15.59	
			4	14.11	1.42	15.53	
			5	13.68	1.42	15.10	
			6	13.44	1.42	14.86	
			7	12.53	1.42	13.95	
			8	11.89	1.42	13.31	
			9	11.50	1.42	12.92	

[MIMO]

FCC Limts (802.11a, 802.11n_HT20, 802.11ac_VHT20)

UNII-1	: Total Power < 23.98 dBm
UNII-2A	: Total Power < 23.22 dBm
UNII-2C	: Total Power < 23.24 dBm
UNII-3	: Total Power < 30.00 dBm

FCC Limts (802.11n_HT40, 802.11ac_VHT40, 802.11ac_VHT80)

UNII-1	: Total Power < 23.98 dBm
UNII-2A	: Total Power < 23.98 dBm
UNII-2C	: Total Power < 23.98 dBm
UNII-3	: Total Power < 30.00 dBm

IC Limts (802.11a, 802.11n_HT20, 802.11ac_VHT20)

UNII-1	: E.I.R.P < 22.24 dBm
UNII-2A	: Total Power < 23.22 dBm
UNII-2A	: E.I.R.P < 29.22 dBm
UNII-2C	: Total Power < 23.24 dBm
UNII-2C	: E.I.R.P < 29.24 dBm
UNII-3	: Total Power < 30.00 dBm

IC Limts (802.11n_HT40, 802.11ac_VHT40, 802.11ac_VHT80)

UNII-1	: E.I.R.P < 23.01 dBm
UNII-2A	: Total Power < 23.98 dBm
UNII-2A	: E.I.R.P < 30.00 dBm
UNII-2C	: Total Power < 23.98 dBm
UNII-2C	: E.I.R.P < 30.00 dBm
UNII-3	: Total Power < 30.00 dBm

802.11a Mode			Rate (Mbps)	MIMO Total Power (dBm) (CDD)		
Band	Frequency [MHz]	Channel No.		SUM Power (dBm)	Peak Ant Gain (dBi)	E.I.R.P (dBm)
UNII 1	5180	36	6	15.80	3.77	19.57
			9	15.77	3.77	19.54
			12	15.79	3.77	19.56
			18	15.94	3.77	19.71
			24	14.36	3.77	18.13
			36	14.33	3.77	18.10
			48	14.22	3.77	17.99
			54	13.28	3.77	17.05
	5200	40	6	16.13	3.77	19.90
			9	16.09	3.77	19.86
			12	16.11	3.77	19.88
			18	16.25	3.77	20.02
			24	14.76	3.77	18.53
			36	14.67	3.77	18.44
			48	14.68	3.77	18.45
			54	13.60	3.77	17.37
	5240	48	6	15.21	3.77	18.98
			9	15.22	3.77	18.99
			12	15.19	3.77	18.96
			18	15.24	3.77	19.01
			24	13.86	3.77	17.63
			36	13.86	3.77	17.63
			48	13.76	3.77	17.53
			54	12.88	3.77	16.65

802.11a Mode			Rate (Mbps)	MIMO Total Power (dBm) (CDD)		
Band	Frequency [MHz]	SUM Power (dBm)		SUM Power (dBm)	Peak Ant Gain (dBi)	E.I.R.P (dBm)
UNII 2A	5260	52	6	16.14	4.23	20.37
			9	16.08	4.23	20.31
			12	16.12	4.23	20.35
			18	16.25	4.23	20.48
			24	14.90	4.23	19.13
			36	14.85	4.23	19.08
			48	14.83	4.23	19.06
			54	13.90	4.23	18.13
	5300	60	6	16.24	4.23	20.47
			9	16.20	4.23	20.43
			12	16.22	4.23	20.45
			18	16.36	4.23	20.59
			24	14.93	4.23	19.16
			36	15.02	4.23	19.25
			48	14.85	4.23	19.08
			54	13.98	4.23	18.21
	5320	64	6	15.87	4.23	20.10
			9	15.80	4.23	20.03
			12	15.83	4.23	20.06
			18	16.00	4.23	20.23
			24	14.62	4.23	18.85
			36	14.63	4.23	18.86
			48	14.52	4.23	18.75
			54	13.63	4.23	17.86

802.11a Mode			Rate (Mbps)	MIMO Total Power (dBm) (CDD)		
Band	Frequency [MHz]	SUM Power (dBm)		SUM Power (dBm)	Peak Ant Gain (dBi)	E.I.R.P (dBm)
UNII 2C	5500	100	6	16.56	4.40	20.96
			9	16.49	4.40	20.89
			12	16.43	4.40	20.83
			18	16.59	4.40	20.99
			24	15.27	4.40	19.67
			36	15.24	4.40	19.64
			48	15.22	4.40	19.62
			54	14.24	4.40	18.64
	5580	116	6	15.48	4.40	19.88
			9	15.40	4.40	19.80
			12	15.42	4.40	19.82
			18	15.57	4.40	19.97
			24	14.01	4.40	18.41
			36	14.01	4.40	18.41
			48	14.00	4.40	18.40
			54	12.97	4.40	17.37
	5720	144	6	15.15	4.40	19.55
			9	15.10	4.40	19.50
			12	15.12	4.40	19.52
			18	15.21	4.40	19.61
			24	13.86	4.40	18.26
			36	13.85	4.40	18.25
			48	13.75	4.40	18.15
			54	12.74	4.40	17.14

802.11a Mode			Rate (Mbps)	MIMO Total Power (dBm) (CDD)		
Band	Frequency [MHz]	SUM Power (dBm)		SUM Power (dBm)	Peak Ant Gain (dBi)	E.I.R.P (dBm)
UNII 3	5745	149	6	14.99	4.44	19.43
			9	14.98	4.44	19.42
			12	14.94	4.44	19.38
			18	15.09	4.44	19.53
			24	13.80	4.44	18.24
			36	13.85	4.44	18.29
			48	13.68	4.44	18.12
			54	12.66	4.44	17.10
	5785	157	6	16.10	4.44	20.54
			9	15.99	4.44	20.43
			12	16.08	4.44	20.52
			18	16.16	4.44	20.60
			24	14.91	4.44	19.35
			36	14.87	4.44	19.31
			48	14.79	4.44	19.23
			54	13.65	4.44	18.09
	5825	165	6	17.19	4.44	21.63
			9	17.17	4.44	21.61
			12	17.13	4.44	21.57
			18	17.30	4.44	21.74
			24	15.90	4.44	20.34
			36	15.80	4.44	20.24
			48	15.76	4.44	20.20
			54	14.68	4.44	19.12

802.11n(20MHz) Mode			MCS Index	MIMO Total Power (dBm) (CDD)		
Band	Frequency [MHz]	Channel No.		SUM Power (dBm)	Peak Ant Gain (dBi)	E.I.R.P (dBm)
UNII 1	5180	36	0	15.54	3.77	19.31
			1	15.52	3.77	19.29
			2	15.63	3.77	19.40
			3	14.79	3.77	18.56
			4	14.75	3.77	18.52
			5	14.25	3.77	18.02
			6	14.19	3.77	17.96
			7	13.29	3.77	17.06
	5200	40	0	15.85	3.77	19.62
			1	15.74	3.77	19.51
			2	15.94	3.77	19.71
			3	15.14	3.77	18.91
			4	15.00	3.77	18.77
			5	14.51	3.77	18.28
			6	14.41	3.77	18.18
			7	13.63	3.77	17.40
	5240	48	0	14.34	3.77	18.11
			1	14.26	3.77	18.03
			2	14.45	3.77	18.22
			3	13.65	3.77	17.42
			4	13.54	3.77	17.31
			5	13.03	3.77	16.80
			6	12.76	3.77	16.53
			7	11.92	3.77	15.69

802.11n(20MHz) Mode			MCS Index	MIMO Total Power (dBm) (CDD)		
Band	Frequency [MHz]	Channel No.		SUM Power (dBm)	Peak Ant Gain (dBi)	E.I.R.P (dBm)
UNII 2A	5260	52	0	16.77	4.23	21.00
			1	16.69	4.23	20.92
			2	16.83	4.23	21.06
			3	15.94	4.23	20.17
			4	15.83	4.23	20.06
			5	15.33	4.23	19.56
			6	15.22	4.23	19.45
			7	14.29	4.23	18.52
	5300	60	0	15.96	4.23	20.19
			1	15.89	4.23	20.12
			2	16.00	4.23	20.23
			3	15.09	4.23	19.32
			4	15.05	4.23	19.28
			5	14.52	4.23	18.75
			6	14.47	4.23	18.70
			7	13.50	4.23	17.73
	5320	64	0	15.71	4.23	19.94
			1	15.61	4.23	19.84
			2	15.71	4.23	19.94
			3	14.93	4.23	19.16
			4	14.89	4.23	19.12
			5	14.31	4.23	18.54
			6	14.25	4.23	18.48
			7	13.16	4.23	17.39

802.11n(20MHz) Mode			MCS Index	MIMO Total Power (dBm) (CDD)		
Band	Frequency [MHz]	Channel No.		SUM Power (dBm)	Peak Ant Gain (dBi)	E.I.R.P (dBm)
UNII 2C	5500	100	0	17.74	4.40	22.14
			1	17.68	4.40	22.08
			2	17.89	4.40	22.29
			3	17.10	4.40	21.50
			4	17.12	4.40	21.52
			5	16.54	4.40	20.94
			6	16.56	4.40	20.96
			7	15.69	4.40	20.09
	5580	116	0	16.07	4.40	20.47
			1	16.08	4.40	20.48
			2	16.14	4.40	20.54
			3	15.30	4.40	19.70
			4	15.29	4.40	19.69
			5	14.81	4.40	19.21
			6	14.87	4.40	19.27
			7	13.85	4.40	18.25
	5720	144	0	15.38	4.40	19.78
			1	15.38	4.40	19.78
			2	15.63	4.40	20.03
			3	14.79	4.40	19.19
			4	14.84	4.40	19.24
			5	14.24	4.40	18.64
			6	14.19	4.40	18.59
			7	13.11	4.40	17.51

802.11n(20MHz) Mode			MCS Index	MIMO Total Power (dBm) (CDD)		
Band	Frequency [MHz]	Channel No.		SUM Power (dBm)	Peak Ant Gain (dBi)	E.I.R.P (dBm)
UNII 3	5745	149	0	15.02	4.44	19.46
			1	14.97	4.44	19.41
			2	15.10	4.44	19.54
			3	14.28	4.44	18.72
			4	14.43	4.44	18.87
			5	13.53	4.44	17.97
			6	13.51	4.44	17.95
			7	12.71	4.44	17.15
	5785	157	0	16.11	4.44	20.55
			1	16.05	4.44	20.49
			2	16.22	4.44	20.66
			3	15.52	4.44	19.96
			4	15.59	4.44	20.03
			5	14.95	4.44	19.39
			6	14.96	4.44	19.40
			7	14.02	4.44	18.46
	5825	165	0	15.99	4.44	20.43
			1	15.99	4.44	20.43
			2	16.17	4.44	20.61
			3	15.39	4.44	19.83
			4	15.39	4.44	19.83
			5	14.81	4.44	19.25
			6	14.79	4.44	19.23
			7	13.83	4.44	18.27

802.11n(40MHz) Mode			MCS Index	MIMO Total Power (dBm) (CDD)		
Band	Frequency [MHz]	Channel No.		SUM Power (dBm)	Peak Ant Gain (dBi)	E.I.R.P (dBm)
UNII 1	5190	38	0	17.40	3.77	21.17
			1	17.21	3.77	20.98
			2	17.30	3.77	21.07
			3	16.32	3.77	20.09
			4	16.31	3.77	20.08
			5	15.80	3.77	19.57
			6	15.77	3.77	19.54
			7	14.88	3.77	18.65
	5230	46	0	17.01	3.77	20.78
			1	16.95	3.77	20.72
			2	17.04	3.77	20.81
			3	16.11	3.77	19.88
			4	15.99	3.77	19.76
			5	15.60	3.77	19.37
			6	15.50	3.77	19.27
			7	14.82	3.77	18.59

802.11n(40MHz) Mode			MCS Index	MIMO Total Power (dBm) (CDD)		
Band	Frequency [MHz]	Channel No.		SUM Power (dBm)	Peak Ant Gain (dBi)	E.I.R.P (dBm)
UNII 2A	5270	54	0	17.46	4.23	21.69
			1	17.44	4.23	21.67
			2	17.52	4.23	21.75
			3	16.53	4.23	20.76
			4	16.42	4.23	20.65
			5	15.82	4.23	20.05
			6	15.77	4.23	20.00
			7	15.18	4.23	19.41
	5310	62	0	17.30	4.23	21.53
			1	17.22	4.23	21.45
			2	17.36	4.23	21.59
			3	16.39	4.23	20.62
			4	16.32	4.23	20.55
			5	15.69	4.23	19.92
			6	15.63	4.23	19.86
			7	14.97	4.23	19.20

802.11n(40MHz) Mode			MCS Index	MIMO Total Power (dBm) (CDD)		
Band	Frequency [MHz]	Channel No.		SUM Power (dBm)	Peak Ant Gain (dBi)	E.I.R.P (dBm)
UNII 2C	5510	102	0	15.32	4.40	19.72
			1	15.28	4.40	19.68
			2	15.37	4.40	19.77
			3	14.52	4.40	18.92
			4	14.36	4.40	18.76
			5	13.79	4.40	18.19
			6	13.70	4.40	18.10
			7	13.23	4.40	17.63
	5550	110	0	16.11	4.40	20.51
			1	16.06	4.40	20.46
			2	16.19	4.40	20.59
			3	15.27	4.40	19.67
			4	15.26	4.40	19.66
			5	14.78	4.40	19.18
			6	14.80	4.40	19.20
			7	13.91	4.40	18.31
	5710	142	0	16.31	4.40	20.71
			1	16.25	4.40	20.65
			2	16.42	4.40	20.82
			3	15.48	4.40	19.88
			4	15.41	4.40	19.81
			5	14.96	4.40	19.36
			6	14.95	4.40	19.35
			7	14.37	4.40	18.77

802.11n(40MHz) Mode			MCS Index	MIMO Total Power (dBm) (CDD)		
Band	Frequency [MHz]	Channel No.		SUM Power (dBm)	Peak Ant Gain (dBi)	E.I.R.P (dBm)
UNII 3	5755	151	0	16.74	4.44	21.18
			1	16.65	4.44	21.09
			2	16.81	4.44	21.25
			3	15.76	4.44	20.20
			4	15.81	4.44	20.25
			5	15.22	4.44	19.66
			6	15.25	4.44	19.69
			7	14.60	4.44	19.04
	5795	159	0	17.39	4.44	21.83
			1	17.28	4.44	21.72
			2	17.47	4.44	21.91
			3	16.57	4.44	21.01
			4	16.53	4.44	20.97
			5	15.99	4.44	20.43
			6	15.98	4.44	20.42
			7	15.24	4.44	19.68

802.11ac(20MHz) Mode			MCS Index	MIMO Total Power (dBm) (CDD)		
Band	Frequency [MHz]	Channel No.		SUM Power (dBm)	Peak Ant Gain (dBi)	E.I.R.P (dBm)
UNII 1	5180	36	0	15.48	3.77	19.25
			1	15.40	3.77	19.17
			2	15.57	3.77	19.34
			3	14.60	3.77	18.37
			4	14.54	3.77	18.31
			5	14.06	3.77	17.83
			6	14.07	3.77	17.84
			7	13.11	3.77	16.88
			8	12.48	3.77	16.25
	5200	40	0	16.08	3.77	19.85
			1	16.01	3.77	19.78
			2	16.16	3.77	19.93
			3	15.24	3.77	19.01
			4	15.20	3.77	18.97
			5	14.61	3.77	18.38
			6	14.57	3.77	18.34
			7	13.58	3.77	17.35
			8	13.06	3.77	16.83
	5240	48	0	15.87	3.77	19.64
			1	15.81	3.77	19.58
			2	15.90	3.77	19.67
			3	15.04	3.77	18.81
			4	15.01	3.77	18.78
			5	14.33	3.77	18.10
			6	14.32	3.77	18.09
			7	13.61	3.77	17.38
			8	13.13	3.77	16.90

802.11ac(20MHz) Mode			MCS Index	MIMO Total Power (dBm) (CDD)		
Band	Frequency [MHz]	Channel No		SUM Power (dBm)	Peak Ant Gain (dBi)	E.I.R.P (dBm)
UNII 2A	5260	52	0	17.52	4.23	21.75
			1	17.45	4.23	21.68
			2	17.65	4.23	21.88
			3	16.63	4.23	20.86
			4	16.57	4.23	20.80
			5	15.90	4.23	20.13
			6	15.89	4.23	20.12
			7	15.17	4.23	19.40
			8	14.61	4.23	18.84
	5300	60	0	18.11	4.23	22.34
			1	17.99	4.23	22.22
			2	18.24	4.23	22.47
			3	17.24	4.23	21.47
			4	17.21	4.23	21.44
			5	16.77	4.23	21.00
			6	16.47	4.23	20.70
			7	15.74	4.23	19.97
			8	15.13	4.23	19.36
	5320	64	0	18.71	4.23	22.94
			1	18.64	4.23	22.87
			2	18.78	4.23	23.01
			3	17.85	4.23	22.08
			4	17.76	4.23	21.99
			5	17.14	4.23	21.37
			6	17.16	4.23	21.39
			7	16.45	4.23	20.68
			8	15.90	4.23	20.13

802.11ac(20MHz) Mode			MCS Index	MIMO Total Power (dBm) (CDD)		
Band	Frequency [MHz]	Channel No.		SUM Power (dBm)	Peak Ant Gain (dBi)	E.I.R.P (dBm)
UNII 2C	5500	100	0	17.52	4.40	21.92
			1	17.49	4.40	21.89
			2	17.66	4.40	22.06
			3	16.77	4.40	21.17
			4	16.72	4.40	21.12
			5	16.19	4.40	20.59
			6	16.23	4.40	20.63
			7	15.27	4.40	19.67
			8	14.68	4.40	19.08
	5580	116	0	14.57	4.40	18.97
			1	14.58	4.40	18.98
			2	14.71	4.40	19.11
			3	13.75	4.40	18.15
			4	13.70	4.40	18.10
			5	13.06	4.40	17.46
			6	13.05	4.40	17.45
			7	12.35	4.40	16.75
			8	11.68	4.40	16.08
	5720	144	0	15.62	4.40	20.02
			1	15.55	4.40	19.95
			2	15.69	4.40	20.09
			3	14.73	4.40	19.13
			4	14.73	4.40	19.13
			5	14.17	4.40	18.57
			6	14.09	4.40	18.49
			7	13.40	4.40	17.80
			8	12.76	4.40	17.16

802.11ac(20MHz) Mode			MCS Index	MIMO Total Power (dBm) (CDD)		
Band	Frequency [MHz]	Channel No.		SUM Power (dBm)	Peak Ant Gain (dBi)	E.I.R.P (dBm)
UNII 3	5745	149	0	14.46	4.44	18.90
			1	14.40	4.44	18.84
			2	14.52	4.44	18.96
			3	13.57	4.44	18.01
			4	13.51	4.44	17.95
			5	13.00	4.44	17.44
			6	12.91	4.44	17.35
			7	12.14	4.44	16.58
			8	11.46	4.44	15.90
	5785	157	0	16.10	4.44	20.54
			1	16.12	4.44	20.56
			2	16.11	4.44	20.55
			3	15.12	4.44	19.56
			4	15.07	4.44	19.51
			5	14.59	4.44	19.03
			6	14.53	4.44	18.97
			7	13.79	4.44	18.23
			8	13.34	4.44	17.78
	5825	165	0	15.84	4.44	20.28
			1	15.78	4.44	20.22
			2	15.91	4.44	20.35
			3	14.97	4.44	19.41
			4	14.87	4.44	19.31
			5	14.42	4.44	18.86
			6	14.33	4.44	18.77
			7	13.64	4.44	18.08
			8	13.15	4.44	17.59

802.11ac(40MHz) Mode			MCS Index	MIMO Total Power (dBm) (CDD)		
Band	Frequency [MHz]	Channel No.		SUM Power (dBm)	Peak Ant Gain (dBi)	E.I.R.P (dBm)
UNII 1	5190	38	0	16.59	3.77	20.36
			1	16.54	3.77	20.31
			2	16.69	3.77	20.46
			3	15.78	3.77	19.55
			4	15.78	3.77	19.55
			5	15.28	3.77	19.05
			6	15.26	3.77	19.03
			7	14.26	3.77	18.03
			8	13.62	3.77	17.39
			9	13.16	3.77	16.93
	5230	46	0	16.66	3.77	20.43
			1	16.57	3.77	20.34
			2	16.75	3.77	20.52
			3	15.88	3.77	19.65
			4	15.86	3.77	19.63
			5	15.34	3.77	19.11
			6	15.30	3.77	19.07
			7	14.47	3.77	18.24
			8	13.86	3.77	17.63
			9	13.51	3.77	17.28

802.11ac(40MHz) Mode			MCS Index	MIMO Total Power (dBm) (CDD)		
Band	Frequency [MHz]	Channel No.		SUM Power (dBm)	Peak Ant Gain (dBi)	E.I.R.P (dBm)
UNII 2A	5270	54	0	17.01	4.23	21.24
			1	16.94	4.23	21.17
			2	17.04	4.23	21.27
			3	16.22	4.23	20.45
			4	16.18	4.23	20.41
			5	15.57	4.23	19.80
			6	15.58	4.23	19.81
			7	14.63	4.23	18.86
			8	14.22	4.23	18.45
			9	13.70	4.23	17.93
	5310	62	0	16.92	4.23	21.15
			1	16.85	4.23	21.08
			2	17.00	4.23	21.23
			3	16.83	4.23	21.06
			4	16.74	4.23	20.97
			5	16.28	4.23	20.51
			6	15.65	4.23	19.88
			7	15.17	4.23	19.40
			8	14.64	4.23	18.87
			9	14.17	4.23	18.40

802.11ac(40MHz) Mode			MCS Index	MIMO Total Power (dBm) (CDD)		
Band	Frequency [MHz]	Channel No.		SUM Power (dBm)	Peak Ant Gain (dBi)	E.I.R.P (dBm)
UNII 2C	5510	102	0	13.76	4.40	18.16
			1	13.71	4.40	18.11
			2	13.86	4.40	18.26
			3	12.99	4.40	17.39
			4	12.98	4.40	17.38
			5	12.49	4.40	16.89
			6	12.47	4.40	16.87
			7	11.48	4.40	15.88
			8	10.90	4.40	15.30
			9	10.39	4.40	14.79
	5550	110	0	15.62	4.40	20.02
			1	15.54	4.40	19.94
			2	15.69	4.40	20.09
			3	14.78	4.40	19.18
			4	14.80	4.40	19.20
			5	14.43	4.40	18.83
			6	14.39	4.40	18.79
			7	13.43	4.40	17.83
			8	12.78	4.40	17.18
			9	12.29	4.40	16.69
	5710	142	0	15.79	4.40	20.19
			1	15.76	4.40	20.16
			2	15.87	4.40	20.27
			3	14.95	4.40	19.35
			4	14.99	4.40	19.39
			5	14.60	4.40	19.00
			6	14.56	4.40	18.96
			7	13.65	4.40	18.05
			8	13.04	4.40	17.44
			9	12.60	4.40	17.00

802.11ac(40MHz) Mode			MCS Index	MIMO Total Power (dBm) (CDD)		
Band	Frequency [MHz]	Channel No.		SUM Power (dBm)	Peak Ant Gain (dBi)	E.I.R.P (dBm)
UNII 3	5755	151	0	17.13	4.44	21.57
			1	16.92	4.44	21.36
			2	17.19	4.44	21.63
			3	16.17	4.44	20.61
			4	16.22	4.44	20.66
			5	15.89	4.44	20.33
			6	15.85	4.44	20.29
			7	14.97	4.44	19.41
			8	14.37	4.44	18.81
			9	13.91	4.44	18.35
	5795	159	0	17.00	4.44	21.44
			1	16.92	4.44	21.36
			2	17.06	4.44	21.50
			3	16.17	4.44	20.61
			4	16.23	4.44	20.67
			5	15.80	4.44	20.24
			6	15.70	4.44	20.14
			7	14.92	4.44	19.36
			8	14.20	4.44	18.64
			9	13.72	4.44	18.16

802.11ac(80MHz) Mode			MCS Index	MIMO Total Power (dBm) (CDD)		
Band	Frequency [MHz]	Channel No.		SUM Power (dBm)	Peak Ant Gain (dBi)	E.I.R.P (dBm)
UNII 1	5210	42	0	16.48	3.77	20.25
			1	16.34	3.77	20.11
			2	16.50	3.77	20.27
			3	15.69	3.77	19.46
			4	15.52	3.77	19.29
			5	15.03	3.77	18.80
			6	15.00	3.77	18.77
			7	14.11	3.77	17.88
			8	13.51	3.77	17.28
			9	13.05	3.77	16.82

802.11ac(80MHz) Mode			MCS Index	MIMO Total Power (dBm) (CDD)		
Band	Frequency [MHz]	Channel No.		SUM Power (dBm)	Peak Ant Gain (dBi)	E.I.R.P (dBm)
UNII 2A	5290	58	0	14.92	4.23	19.15
			1	14.82	4.23	19.05
			2	14.99	4.23	19.22
			3	14.06	4.23	18.29
			4	13.95	4.23	18.18
			5	13.53	4.23	17.76
			6	13.44	4.23	17.67
			7	12.62	4.23	16.85
			8	12.00	4.23	16.23
			9	10.98	4.23	15.21

802.11ac(80MHz) Mode			MCS Index	MIMO Total Power (dBm) (CDD)		
Band	Frequency [MHz]	Channel No.		SUM Power (dBm)	Peak Ant Gain (dBi)	E.I.R.P (dBm)
UNII 2C	5530	106	0	14.85	4.40	19.25
			1	14.75	4.40	19.15
			2	14.92	4.40	19.32
			3	13.97	4.40	18.37
			4	13.93	4.40	18.33
			5	13.47	4.40	17.87
			6	13.44	4.40	17.84
			7	12.48	4.40	16.88
			8	11.83	4.40	16.23
			9	11.36	4.40	15.76
	5690	138	0	17.04	4.40	21.44
			1	16.97	4.40	21.37
			2	17.05	4.40	21.45
			3	16.17	4.40	20.57
			4	16.13	4.40	20.53
			5	15.64	4.40	20.04
			6	15.66	4.40	20.06
			7	14.71	4.40	19.11
			8	13.94	4.40	18.34
			9	13.58	4.40	17.98

802.11ac(80MHz) Mode			MCS Index	MIMO Total Power (dBm) (CDD)		
Band	Frequency [MHz]	Channel No.		SUM Power (dBm)	Peak Ant Gain (dBi)	E.I.R.P (dBm)
UNII 3	5775	155	0	18.33	4.44	22.77
			1	18.20	4.44	22.64
			2	18.32	4.44	22.76
			3	17.49	4.44	21.93
			4	17.39	4.44	21.83
			5	17.04	4.44	21.48
			6	16.88	4.44	21.32
			7	15.88	4.44	20.32
			8	15.30	4.44	19.74
			9	14.83	4.44	19.27

10.4 POWER SPECTRAL DENSITY

FCC

Frequency (MHz)	Channel No.	Mode	Test Result			
			Ant 1	Ant 2	Ant 1 + Ant 2 MIMO	Limit (dBm)
5180	36	802.11a	3.391	1.576	5.587	11 dBm/MHz
5200	40		3.220	2.109	5.717	
5240	48		2.435	1.550	5.024	
5260	52		3.284	2.727	6.021	
5300	60		3.437	2.400	5.966	
5320	64		3.238	2.226	5.775	
5500	100		3.874	2.549	6.274	
5580	116		2.816	1.777	5.340	
5720	144		2.252	1.407	4.857	
5745	149		-0.359	-1.361	2.175	30 dBm/500kHz
5785	157		-0.027	-0.635	2.672	
5825	165		1.407	0.555	4.014	

Frequency (MHz)	Channel No.	Mode	Test Result			
			Ant 1	Ant 2	Ant 1 + Ant 2 MIMO	Limit (dBm)
5180	36	802.11n(20MHz)	2.456	1.537	5.024	11 dBm/MHz
5200	40		2.885	1.969	5.453	
5240	48		1.309	0.661	3.997	
5260	52		3.622	3.057	6.355	
5300	60		3.085	2.064	5.611	
5320	64		2.758	1.798	5.315	
5500	100		5.135	3.207	7.284	
5580	116		2.903	2.279	5.611	
5720	144		1.998	1.812	4.914	
5745	149		-0.734	-1.660	1.818	30 dBm/500kHz
5785	157		-0.021	-0.485	2.765	
5825	165		-0.278	-0.073	2.833	

Frequency (MHz)	Channel No.	Mode	Test Result			
			Ant 1	Ant 2	Ant 1 + Ant 2 MIMO	Limit (dBm)
5190	38	802.11n(40MHz)	1.537	0.594	4.099	11 dBm/MHz
5230	46		0.932	0.398	3.692	
5270	54		1.361	0.811	4.116	
5310	62		1.096	0.718	3.927	
5510	102		-0.770	-1.133	2.068	
5500	110		-0.051	-0.432	2.788	
5710	142		0.057	-0.152	2.967	
5755	151		-2.307	-3.274	0.253	30 dBm /500kHz
5795	159		-1.436	-2.230	1.206	

Frequency (MHz)	Channel No.	Mode	Test Result			
			Ant 1	Ant 2	Ant 1 + Ant 2 MIMO	Limit (dBm)
5180	36	802.11ac(20MHz)	2.782	1.349	5.132	11 dBm/MHz
5200	40		2.994	2.317	5.670	
5240	48		2.808	2.135	5.490	
5260	52		4.407	3.807	7.126	
5300	60		4.949	4.530	7.760	
5320	64		5.559	5.129	8.363	
5500	100		4.317	3.854	7.101	
5580	116		1.539	1.066	4.330	
5720	144		2.198	2.047	5.132	
5745	149		-1.936	-2.349	0.864	30 dBm/ 500kHz
5785	157		-0.414	-0.807	2.405	
5825	165		-0.229	-0.299	2.742	

Frequency (MHz)	Channel No.	Mode	Test Result			
			Ant 1	Ant 2	Ant 1 + Ant 2 MIMO	Limit (dBm)
5190	38	802.11ac(40MHz)	1.406	-0.729	3.483	11 dBm/MHz
5230	46		0.918	-0.374	3.345	
5270	54		1.212	0.199	3.747	
5310	62		1.287	-0.136	3.636	
5510	102		-1.885	-3.492	0.414	
5500	110		-0.177	-1.627	2.175	
5710	142		-0.023	-1.148	2.455	
5755	151		-1.711	-2.924	0.719	30 dBm/ 500kHz
5795	159		-2.154	-2.577	0.645	

Frequency (MHz)	Channel No.	Mode	Test Result			
			Ant 1	Ant 2	Ant 1 + Ant 2 MIMO	Limit (dBm)
5210	42	802.11ac(80MHz)	-2.762	-3.420	-0.088	11 dBm/MHz
5290	58		-4.070	-5.166	-1.612	
5530	106		-4.288	-5.314	-1.805	
5690	138		-2.077	-2.868	0.569	
5775	155		-3.800	-4.444	-1.079	30 dBm/500kHz

IC

Frequency (MHz)	Channel No.	Mode	Test Result (dBm)			
			Ant 1	Ant 2	Ant 1 + Ant 2 MIMO	Limit
5745	149	802.11a	-10.787	-11.061	-7.959	8
5785	157		-11.295	-11.665	-8.539	8
5825	165		-8.737	-9.700	-6.198	8

Frequency (MHz)	Channel No.	Mode	Test Result (dBm)			
			Ant 1	Ant 2	Ant 1 + Ant 2 MIMO	Limit
5745	149	802.11n(20MHz)	-11.626	-13.239	-9.208	8
5785	157		-9.807	-12.084	-7.959	8
5825	165		-9.974	-10.368	-7.212	8

Frequency (MHz)	Channel No.	Mode	Test Result (dBm)			
			Ant 1	Ant 2	Ant 1 + Ant 2 MIMO	Limit
5755	151	802.11n(40MHz)	-12.457	-13.469	-10.000	8
5795	159		-12.497	-12.236	-9.208	8

Frequency (MHz)	Channel No.	Mode	Test Result (dBm)			
			Ant 1	Ant 2	Ant 1 + Ant 2 MIMO	Limit
5745	149	802.11ac(20MHz)	-13.221	-13.194	-10.000	8
5785	157		-10.222	-11.344	-7.696	8
5825	165		-10.880	-11.038	-7.959	8

Frequency (MHz)	Channel No.	Mode	Test Result (dBm)			
			Ant 1	Ant 2	Ant 1 + Ant 2 MIMO	Limit
5755	151	802.11ac(40MHz)	-13.026	-14.135	-10.458	8
5795	159		-13.869	-13.716	-10.969	8

Frequency (MHz)	Channel No.	Mode	Test Result (dBm)			
			Ant 1	Ant 2	Ant 1 + Ant 2 MIMO	Limit
5775	155	802.11ac(80MHz)	-14.663	-14.971	-12.218	8

*NOTE : Only UNII1 bands were calculated as EIRP.

[Ant1]

▣ Test Plots(802.11a)

Note:

In order to simplify the report, attached plots were only channel of highest power.

UNII 1 (Ch. 36)	UNII 2A (Ch. 60)

UNII 2C (Ch. 100)	UNII 3 (Ch. 165)

▣ Test Plots(802.11n(HT20))

Note:

In order to simplify the report, attached plots were only channel of highest power.

UNII 1 (Ch. 40)	UNII 2A (Ch. 52)

UNII 2C (Ch. 100)	UNII 3 (Ch. 157)
	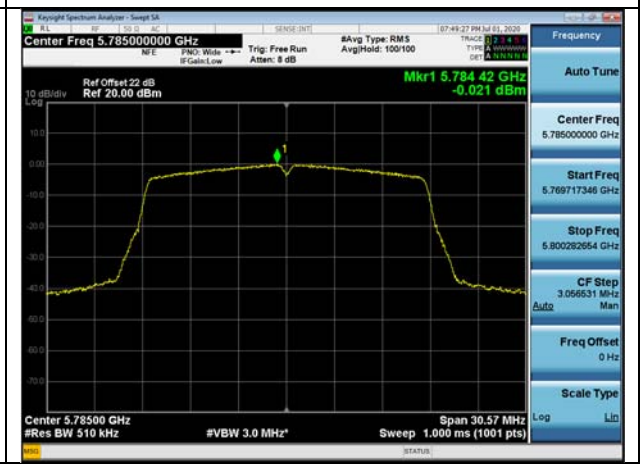

▣ Test Plots(802.11n(HT40))

Note:

In order to simplify the report, attached plots were only channel of highest power.

UNII 1 (Ch. 38)	UNII 2A (Ch. 54)
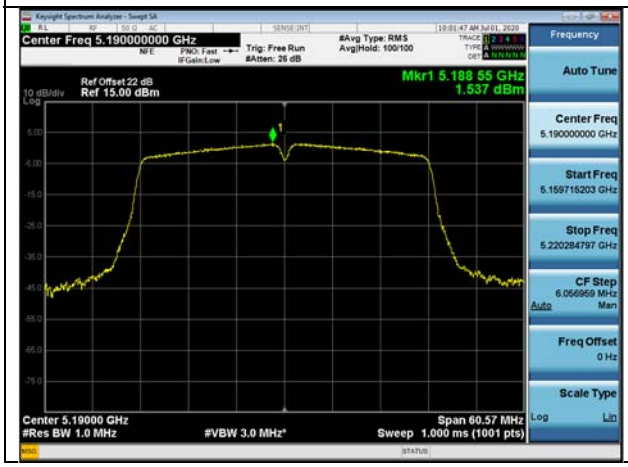	

UNII 2C (Ch. 142)	UNII 3 (Ch. 159)

▣ Test Plots(802.11ac(VHT20))

Note:

In order to simplify the report, attached plots were only channel of highest power.

UNII 1 (Ch. 40)	UNII 2A (Ch. 64)
	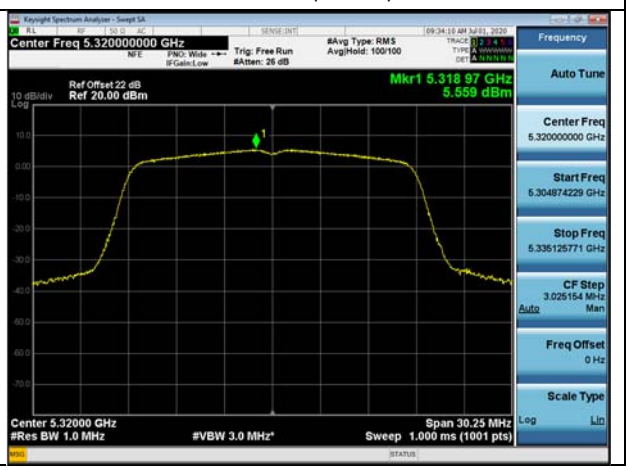

UNII 2C (Ch. 100)	UNII 3 (Ch. 165)

▣ Test Plots(802.11ac(VHT40))

Note:

In order to simplify the report, attached plots were only channel of highest power.

UNII 1 (Ch. 38)	UNII 2A (Ch. 62)
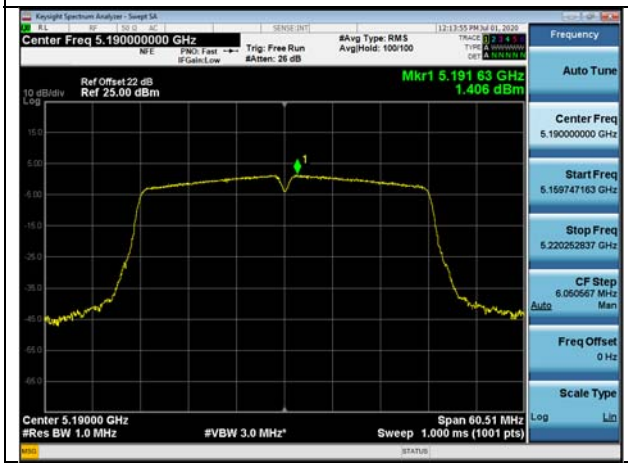	

UNII 2C (Ch. 142)	UNII 3 (Ch. 151)

▣ Test Plots(802.11ac(VHT80))

Note:

In order to simplify the report, attached plots were only channel of highest power.

UNII 1 (Ch. 42)	UNII 2A (Ch. 58)

UNII 2C (Ch. 138)	UNII 3 (Ch. 155)

[Ant2]

▣ Test Plots(802.11a)

Note:

In order to simplify the report, attached plots were only channel of highest power.

UNII 1 (Ch. 40)	UNII 2A (Ch. 52)

UNII 2C (Ch. 100)	UNII 3 (Ch. 165)
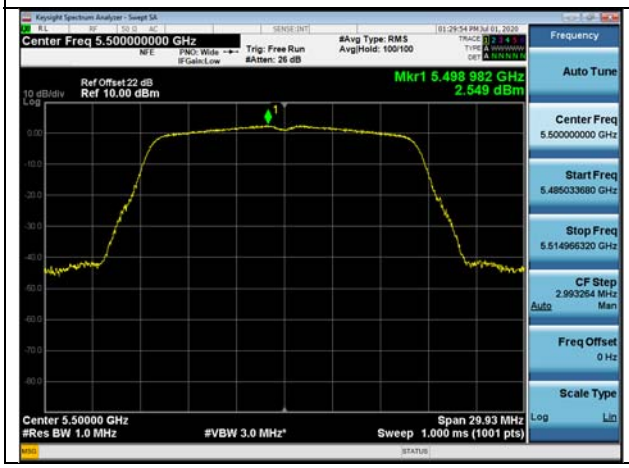	

▣ Test Plots(802.11n(HT20))

Note:

In order to simplify the report, attached plots were only channel of highest power.

UNII 1 (Ch. 40)	UNII 2A (Ch. 52)

UNII 2C (Ch. 100)	UNII 3 (Ch. 165)
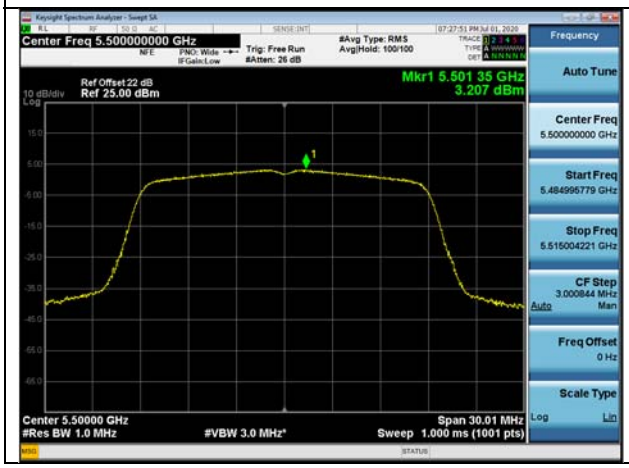	

▣ Test Plots(802.11n(HT40))

Note:

In order to simplify the report, attached plots were only channel of highest power.

UNII 1 (Ch. 38)	UNII 2A (Ch. 54)
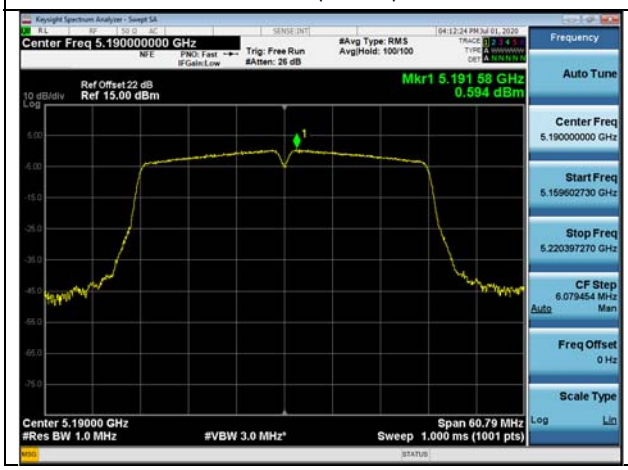	

UNII 2C (Ch. 142)	UNII 3 (Ch. 159)

▣ Test Plots(802.11ac(VHT20))

Note:

In order to simplify the report, attached plots were only channel of highest power.

UNII 1 (Ch. 40)	UNII 2A (Ch. 64)
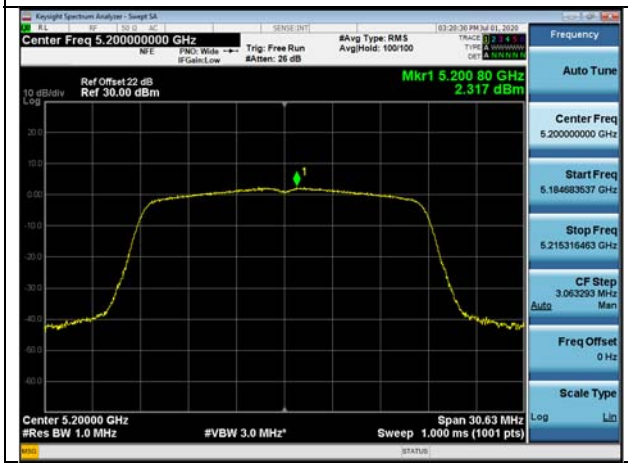	

UNII 2C (Ch. 100)	UNII 3 (Ch. 165)

▣ Test Plots(802.11ac(VHT40))

Note:

In order to simplify the report, attached plots were only channel of highest power.

UNII 1 (Ch. 46)	UNII 2A (Ch. 62)
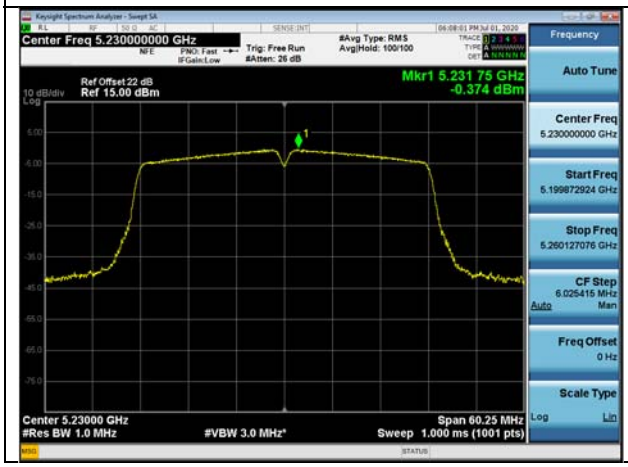	

UNII 2C (Ch. 142)	UNII 3 (Ch. 159)

▣ Test Plots(802.11ac(VHT80))

Note:

In order to simplify the report, attached plots were only channel of highest power.

UNII 1 (Ch. 42)	UNII 2A (Ch. 58)
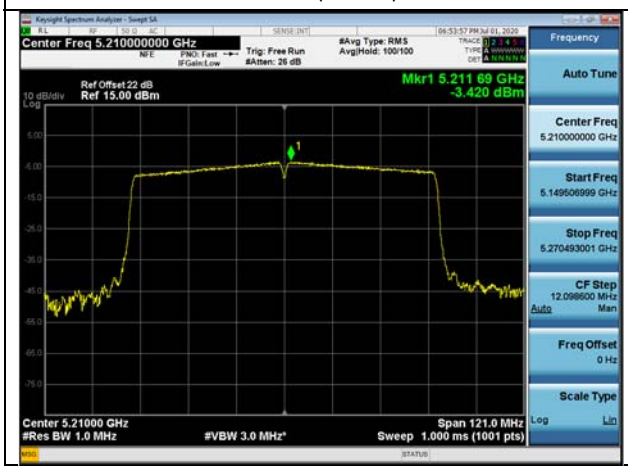	

UNII 2C (Ch. 138)	UNII 3 (Ch. 155)

10.5 FREQUENCY STABILITY.

10.5.1 80MHz BW

[ANT1]

Startup after the EUT is energized

OPERATING BAND:	UNII Band 1
OPERATING FREQUENCY:	5,210,000,000 Hz
CHANNEL:	42
REFERENCE VOLTAGE:	3.30 VDC

Voltage (%)	Power (VDC)	Temp. (°C)	Frequency (kHz)	Frequency Error (kHz)
100%	3.30	+20(Ref)	5210040.17	40.17
100%		-30	5210081.71	81.71
100%		-20	5210078.07	78.07
100%		-10	5210056.14	56.14
100%		0	5210021.61	21.61
100%		+10	5210024.20	24.20
100%		+30	5210021.63	21.63
100%		+40	5210067.20	67.20
100%		+50	5210082.83	82.83
HIGH	3.60	+20	5210028.48	28.48
LOW	3.14	+20	5210024.35	24.35

Note:

Based on the results of the frequency stability test shown above the frequency deviation results measured are very small. As such it is determined that the channels at the band edge would remain in-band when the maximum measured frequency error noted during the frequency stability tests is applied. Therefore the device is determined to remain operating in band over the temperature and voltage range as tested.

OPERATING BAND:	UNII Band 2A
OPERATING FREQUENCY:	5,290,000,000 Hz
CHANNEL:	58
REFERENCE VOLTAGE:	3.30 VDC

Voltage (%)	Power (VDC)	Temp. (°C)	Frequency (kHz)	Frequency Error (kHz)
100%	3.30	+20(Ref)	5290084.07	84.07
100%		-30	5290067.02	67.02
100%		-20	5290049.64	49.64
100%		-10	5290033.02	33.02
100%		0	5290005.36	5.36
100%		+10	5290092.08	92.08
100%		+30	5290043.28	43.28
100%		+40	5290003.20	3.2
100%		+50	5290013.55	13.55
HIGH	3.60	+20	5290063.33	63.33
LOW	3.14	+20	5290092.89	92.89

Note:

Based on the results of the frequency stability test shown above the frequency deviation results measured are very small. As such it is determined that the channels at the band edge would remain in-band when the maximum measured frequency error noted during the frequency stability tests is applied. Therefore the device is determined to remain operating in band over the temperature and voltage range as tested.

OPERATING BAND: UNII Band 2C
OPERATING FREQUENCY: 5,530,000,000 Hz
CHANNEL: 106
REFERENCE VOLTAGE: 3.30 VDC

Voltage (%)	Power (VDC)	Temp. (°C)	Frequency (kHz)	Frequency Error (kHz)
100%	3.30	+20(Ref)	5530017.75	17.75
100%		-30	5530094.77	94.77
100%		-20	5530070.52	70.52
100%		-10	5530013.80	13.8
100%		0	5530048.89	48.89
100%		+10	5530058.44	58.44
100%		+30	5530023.39	23.39
100%		+40	5530033.47	33.47
100%		+50	5530026.41	26.41
HIGH	3.60	+20	5530062.46	62.46
LOW	3.14	+20	5530009.96	9.96

Note:

Based on the results of the frequency stability test shown above the frequency deviation results measured are very small. As such it is determined that the channels at the band edge would remain in-band when the maximum measured frequency error noted during the frequency stability tests is applied. Therefore the device is determined to remain operating in band over the temperature and voltage range as tested.

OPERATING BAND: UNII Band 3
OPERATING FREQUENCY: 5,775,000,000 Hz
CHANNEL: 155
REFERENCE VOLTAGE: 3.30 VDC

Voltage (%)	Power (VDC)	Temp. (°C)	Frequency (kHz)	Frequency Error (kHz)
100%	3.30	+20(Ref)	5775064.67	64.67
100%		-30	5775054.27	54.27
100%		-20	5775002.42	2.42
100%		-10	5775076.06	76.06
100%		0	5775077.29	77.29
100%		+10	5775041.16	41.16
100%		+30	5775030.27	30.27
100%		+40	5775010.68	10.68
100%		+50	5775090.56	90.56
HIGH	3.60	+20	5775005.04	5.04
LOW	3.14	+20	5775036.31	36.31

Note:

Based on the results of the frequency stability test shown above the frequency deviation results measured are very small. As such it is determined that the channels at the band edge would remain in-band when the maximum measured frequency error noted during the frequency stability tests is applied. Therefore the device is determined to remain operating in band over the temperature and voltage range as tested.

2 minutes after the EUT is energized

OPERATING BAND:	UNII Band 1
OPERATING FREQUENCY:	5,210,000,000 Hz
CHANNEL:	42
REFERENCE VOLTAGE:	3.30 VDC

Voltage (%)	Power (VDC)	Temp. (°C)	Frequency (kHz)	Frequency Error (kHz)
100%	3.30	+20(Ref)	5210004.97	4.97
100%		-30	5210082.84	82.84
100%		-20	5210017.10	17.10
100%		-10	5210013.90	13.90
100%		0	5210048.38	48.38
100%		+10	5210023.71	23.71
100%		+30	5210041.16	41.16
100%		+40	5210004.84	4.84
100%		+50	5210089.30	89.30
HIGH	3.60	+20	5210069.85	69.85
LOW	3.14	+20	5210071.23	71.23

Note:

Based on the results of the frequency stability test shown above the frequency deviation results measured are very small. As such it is determined that the channels at the band edge would remain in-band when the maximum measured frequency error noted during the frequency stability tests is applied. Therefore the device is determined to remain operating in band over the temperature and voltage range as tested.

OPERATING BAND: UNII Band 2A
OPERATING FREQUENCY: 5,290,000,000 Hz
CHANNEL: 58
REFERENCE VOLTAGE: 3.30 VDC

Voltage (%)	Power (VDC)	Temp. (°C)	Frequency (kHz)	Frequency Error (kHz)
100%	3.30	+20(Ref)	5290010.76	10.76
100%		-30	5290025.81	25.81
100%		-20	5290008.47	8.47
100%		-10	5290061.81	61.81
100%		0	5290076.63	76.63
100%		+10	5290086.82	86.82
100%		+30	5290097.76	97.76
100%		+40	5290053.86	53.86
100%		+50	5290060.15	60.15
HIGH	3.60	+20	5290004.75	4.75
LOW	3.14	+20	5290065.98	65.98

Note:

Based on the results of the frequency stability test shown above the frequency deviation results measured are very small. As such it is determined that the channels at the band edge would remain in-band when the maximum measured frequency error noted during the frequency stability tests is applied. Therefore the device is determined to remain operating in band over the temperature and voltage range as tested.

OPERATING BAND: UNII Band 2C
OPERATING FREQUENCY: 5,530,000,000 Hz
CHANNEL: 106
REFERENCE VOLTAGE: 3.30 VDC

Voltage (%)	Power (VDC)	Temp. (°C)	Frequency (kHz)	Frequency Error (kHz)
100%	3.30	+20(Ref)	5530087.97	87.97
100%		-30	5530044.82	44.82
100%		-20	5530036.14	36.14
100%		-10	5530039.68	39.68
100%		0	5530056.83	56.83
100%		+10	5530034.29	34.29
100%		+30	5530091.77	91.77
100%		+40	5530045.52	45.52
100%		+50	5530004.55	4.55
HIGH	3.60	+20	5530010.11	10.11
LOW	3.14	+20	5530054.29	54.29

Note:

Based on the results of the frequency stability test shown above the frequency deviation results measured are very small. As such it is determined that the channels at the band edge would remain in-band when the maximum measured frequency error noted during the frequency stability tests is applied. Therefore the device is determined to remain operating in band over the temperature and voltage range as tested.

OPERATING BAND: UNII Band 3
OPERATING FREQUENCY: 5,775,000,000 Hz
CHANNEL: 155
REFERENCE VOLTAGE: 3.30 VDC

Voltage (%)	Power (VDC)	Temp. (°C)	Frequency (kHz)	Frequency Error (kHz)
100%	3.30	+20(Ref)	5775005.71	5.71
100%		-30	5775038.45	38.45
100%		-20	5775015.21	15.21
100%		-10	5775094.69	94.69
100%		0	5775052.70	52.7
100%		+10	5775092.34	92.34
100%		+30	5775092.75	92.75
100%		+40	5775079.45	79.45
100%		+50	5775002.91	2.91
HIGH	3.60	+20	5775071.11	71.11
LOW	3.14	+20	5775006.68	6.68

Note:

Based on the results of the frequency stability test shown above the frequency deviation results measured are very small. As such it is determined that the channels at the band edge would remain in-band when the maximum measured frequency error noted during the frequency stability tests is applied. Therefore the device is determined to remain operating in band over the temperature and voltage range as tested.

5 minutes after the EUT is energized

OPERATING BAND:	UNII Band 1
OPERATING FREQUENCY:	5,210,000,000 Hz
CHANNEL:	42
REFERENCE VOLTAGE:	3.30 VDC

Voltage (%)	Power (VDC)	Temp. (°C)	Frequency (kHz)	Frequency Error (kHz)
100%	3.30	+20(Ref)	5210053.58	53.58
100%		-30	5210047.04	47.04
100%		-20	5210077.95	77.95
100%		-10	5210077.93	77.93
100%		0	5210076.26	76.26
100%		+10	5210078.17	78.17
100%		+30	5210019.56	19.56
100%		+40	5210024.43	24.43
100%		+50	5210012.40	12.40
HIGH	3.60	+20	5210051.71	51.71
LOW	3.14	+20	5210052.61	52.61

Note:

Based on the results of the frequency stability test shown above the frequency deviation results measured are very small. As such it is determined that the channels at the band edge would remain in-band when the maximum measured frequency error noted during the frequency stability tests is applied. Therefore the device is determined to remain operating in band over the temperature and voltage range as tested.

OPERATING BAND:	UNII Band 2A
OPERATING FREQUENCY:	5,290,000,000 Hz
CHANNEL:	58
REFERENCE VOLTAGE:	3.30 VDC

Voltage (%)	Power (VDC)	Temp. (°C)	Frequency (kHz)	Frequency Error (kHz)
100%	3.30	+20(Ref)	5290079.10	79.10
100%		-30	5290061.84	61.84
100%		-20	5290064.36	64.36
100%		-10	5290054.67	54.67
100%		0	5290033.99	33.99
100%		+10	5290003.45	3.45
100%		+30	5290056.59	56.59
100%		+40	5290043.53	43.53
100%		+50	5290098.30	98.30
HIGH	3.60	+20	5290044.20	44.20
LOW	3.14	+20	5290058.48	58.48

Note:

Based on the results of the frequency stability test shown above the frequency deviation results measured are very small. As such it is determined that the channels at the band edge would remain in-band when the maximum measured frequency error noted during the frequency stability tests is applied. Therefore the device is determined to remain operating in band over the temperature and voltage range as tested.

OPERATING BAND: UNII Band 2C
OPERATING FREQUENCY: 5,530,000,000 Hz
CHANNEL: 106
REFERENCE VOLTAGE: 3.30 VDC

Voltage (%)	Power (VDC)	Temp. (°C)	Frequency (kHz)	Frequency Error (kHz)
100%	3.30	+20(Ref)	5530045.40	45.40
100%		-30	5530084.81	84.81
100%		-20	5530088.75	88.75
100%		-10	5530090.48	90.48
100%		0	5530095.09	95.09
100%		+10	5530072.19	72.19
100%		+30	5530099.61	99.61
100%		+40	5530013.60	13.6
100%		+50	5530051.50	51.50
HIGH	3.60	+20	5530053.25	53.25
LOW	3.14	+20	5530037.10	37.1

Note:

Based on the results of the frequency stability test shown above the frequency deviation results measured are very small. As such it is determined that the channels at the band edge would remain in-band when the maximum measured frequency error noted during the frequency stability tests is applied. Therefore the device is determined to remain operating in band over the temperature and voltage range as tested.

OPERATING BAND: UNII Band 3
OPERATING FREQUENCY: 5,775,000,000 Hz
CHANNEL: 155
REFERENCE VOLTAGE: 3.30 VDC

Voltage (%)	Power (VDC)	Temp. (°C)	Frequency (kHz)	Frequency Error (kHz)
100%	3.30	+20(Ref)	5775017.04	17.04
100%		-30	5775072.87	72.87
100%		-20	5775035.39	35.39
100%		-10	5775049.93	49.93
100%		0	5775082.48	82.48
100%		+10	5775075.43	75.43
100%		+30	5775073.07	73.07
100%		+40	5775019.48	19.48
100%		+50	5775091.66	91.66
HIGH	3.60	+20	5775062.68	62.68
LOW	3.14	+20	5775025.81	25.81

Note:

Based on the results of the frequency stability test shown above the frequency deviation results measured are very small. As such it is determined that the channels at the band edge would remain in-band when the maximum measured frequency error noted during the frequency stability tests is applied. Therefore the device is determined to remain operating in band over the temperature and voltage range as tested.

10 minutes after the EUT is energized

OPERATING BAND:	UNII Band 1
OPERATING FREQUENCY:	5,210,000,000 Hz
CHANNEL:	42
REFERENCE VOLTAGE:	3.30 VDC

Voltage (%)	Power (VDC)	Temp. (°C)	Frequency (kHz)	Frequency Error (kHz)
100%	3.30	+20(Ref)	5210007.11	7.11
100%		-30	5210044.36	44.36
100%		-20	5210074.17	74.17
100%		-10	5210079.05	79.05
100%		0	5210019.90	19.90
100%		+10	5210080.87	80.87
100%		+30	5210070.87	70.87
100%		+40	5210075.07	75.07
100%		+50	5210026.33	26.33
HIGH	3.60	+20	5210011.15	11.15
LOW	3.14	+20	5210049.48	49.48

Note:

Based on the results of the frequency stability test shown above the frequency deviation results measured are very small. As such it is determined that the channels at the band edge would remain in-band when the maximum measured frequency error noted during the frequency stability tests is applied. Therefore the device is determined to remain operating in band over the temperature and voltage range as tested.

OPERATING BAND:	UNII Band 2A
OPERATING FREQUENCY:	5,290,000,000 Hz
CHANNEL:	58
REFERENCE VOLTAGE:	3.30 VDC

Voltage (%)	Power (VDC)	Temp. (°C)	Frequency (kHz)	Frequency Error (kHz)
100%	3.30	+20(Ref)	5290022.54	22.54
100%		-30	5290021.23	21.23
100%		-20	5290094.44	94.44
100%		-10	5290043.80	43.8
100%		0	5290051.89	51.89
100%		+10	5290097.14	97.14
100%		+30	5290074.77	74.77
100%		+40	5290010.70	10.7
100%		+50	5290014.48	14.48
HIGH	3.60	+20	5290025.86	25.86
LOW	3.14	+20	5290085.54	85.54

Note:

Based on the results of the frequency stability test shown above the frequency deviation results measured are very small. As such it is determined that the channels at the band edge would remain in-band when the maximum measured frequency error noted during the frequency stability tests is applied. Therefore the device is determined to remain operating in band over the temperature and voltage range as tested.

OPERATING BAND:	UNII Band 2C
OPERATING FREQUENCY:	5,530,000,000 Hz
CHANNEL:	106
REFERENCE VOLTAGE:	3.30 VDC

Voltage (%)	Power (VDC)	Temp. (°C)	Frequency (kHz)	Frequency Error (kHz)
100%	3.30	+20(Ref)	5530012.14	12.14
100%		-30	5530043.11	43.11
100%		-20	5530094.89	94.89
100%		-10	5530022.60	22.6
100%		0	5530082.67	82.67
100%		+10	5530067.58	67.58
100%		+30	5530087.77	87.77
100%		+40	5530024.09	24.09
100%		+50	5530099.86	99.86
HIGH	3.60	+20	5530049.73	49.73
LOW	3.14	+20	5530073.55	73.55

Note:

Based on the results of the frequency stability test shown above the frequency deviation results measured are very small. As such it is determined that the channels at the band edge would remain in-band when the maximum measured frequency error noted during the frequency stability tests is applied. Therefore the device is determined to remain operating in band over the temperature and voltage range as tested.

OPERATING BAND: UNII Band 3
OPERATING FREQUENCY: 5,775,000,000 Hz
CHANNEL: 155
REFERENCE VOLTAGE: 3.30 VDC

Voltage (%)	Power (VDC)	Temp. (°C)	Frequency (kHz)	Frequency Error (kHz)
100%	3.30	+20(Ref)	5775014.31	14.31
100%		-30	5775019.55	19.55
100%		-20	5775086.90	86.9
100%		-10	5775091.66	91.66
100%		0	5775071.42	71.42
100%		+10	5775007.27	7.27
100%		+30	5775092.47	92.47
100%		+40	5775031.99	31.99
100%		+50	5775007.02	7.02
HIGH	3.60	+20	5775062.58	62.58
LOW	3.14	+20	5775079.42	79.42

Note:

Based on the results of the frequency stability test shown above the frequency deviation results measured are very small. As such it is determined that the channels at the band edge would remain in-band when the maximum measured frequency error noted during the frequency stability tests is applied. Therefore the device is determined to remain operating in band over the temperature and voltage range as tested.

[ANT2]

Startup after the EUT is energized

OPERATING BAND:	UNII Band 1
OPERATING FREQUENCY:	5,210,000,000 Hz
CHANNEL:	42
REFERENCE VOLTAGE:	3.30 VDC

Voltage (%)	Power (VDC)	Temp. (°C)	Frequency (kHz)	Frequency Error (kHz)
100%	3.30	+20(Ref)	5210051.94	51.94
100%		-30	5210062.73	62.73
100%		-20	5210047.66	47.66
100%		-10	5210034.96	34.96
100%		0	5210027.54	27.54
100%		+10	5210097.12	97.12
100%		+30	5210043.19	43.19
100%		+40	5210050.79	50.79
100%		+50	5210003.05	3.05
HIGH	3.60	+20	5210073.79	73.79
LOW	3.14	+20	5210054.84	54.84

Note:

Based on the results of the frequency stability test shown above the frequency deviation results measured are very small. As such it is determined that the channels at the band edge would remain in-band when the maximum measured frequency error noted during the frequency stability tests is applied. Therefore the device is determined to remain operating in band over the temperature and voltage range as tested.

OPERATING BAND: UNII Band 2A
OPERATING FREQUENCY: 5,290,000,000 Hz
CHANNEL: 58
REFERENCE VOLTAGE: 3.30 VDC

Voltage (%)	Power (VDC)	Temp. (°C)	Frequency (kHz)	Frequency Error (kHz)
100%	3.30	+20(Ref)	5290010.37	10.37
100%		-30	5290066.96	66.96
100%		-20	5290043.49	43.49
100%		-10	5290055.97	55.97
100%		0	5290096.76	96.76
100%		+10	5290097.39	97.39
100%		+30	5290005.79	5.79
100%		+40	5290062.08	62.08
100%		+50	5290051.65	51.65
HIGH	3.60	+20	5290090.85	90.85
LOW	3.14	+20	5290018.91	18.91

Note:

Based on the results of the frequency stability test shown above the frequency deviation results measured are very small. As such it is determined that the channels at the band edge would remain in-band when the maximum measured frequency error noted during the frequency stability tests is applied. Therefore the device is determined to remain operating in band over the temperature and voltage range as tested.

OPERATING BAND: UNII Band 2C
OPERATING FREQUENCY: 5,530,000,000 Hz
CHANNEL: 106
REFERENCE VOLTAGE: 3.30 VDC

Voltage (%)	Power (VDC)	Temp. (°C)	Frequency (kHz)	Frequency Error (kHz)
100%	3.30	+20(Ref)	5530062.82	62.82
100%		-30	5530044.86	44.86
100%		-20	5530069.60	69.6
100%		-10	5530079.84	79.84
100%		0	5530049.26	49.26
100%		+10	5530034.11	34.11
100%		+30	5530067.53	67.53
100%		+40	5530081.10	81.1
100%		+50	5530026.30	26.30
HIGH	3.60	+20	5530091.20	91.20
LOW	3.14	+20	5530089.50	89.5

Note:

Based on the results of the frequency stability test shown above the frequency deviation results measured are very small. As such it is determined that the channels at the band edge would remain in-band when the maximum measured frequency error noted during the frequency stability tests is applied. Therefore the device is determined to remain operating in band over the temperature and voltage range as tested.

OPERATING BAND: UNII Band 3
OPERATING FREQUENCY: 5,775,000,000 Hz
CHANNEL: 155
REFERENCE VOLTAGE: 3.30 VDC

Voltage (%)	Power (VDC)	Temp. (°C)	Frequency (kHz)	Frequency Error (kHz)
100%	3.30	+20(Ref)	5775007.67	7.67
100%		-30	5775049.52	49.52
100%		-20	5775016.03	16.03
100%		-10	5775028.74	28.74
100%		0	5775044.11	44.11
100%		+10	5775077.34	77.34
100%		+30	5775084.88	84.88
100%		+40	5775052.04	52.04
100%		+50	5775063.74	63.74
HIGH	3.60	+20	5775038.60	38.60
LOW	3.14	+20	5775026.91	26.91

Note:

Based on the results of the frequency stability test shown above the frequency deviation results measured are very small. As such it is determined that the channels at the band edge would remain in-band when the maximum measured frequency error noted during the frequency stability tests is applied. Therefore the device is determined to remain operating in band over the temperature and voltage range as tested.

2 minutes after the EUT is energized

OPERATING BAND:	UNII Band 1
OPERATING FREQUENCY:	5,210,000,000 Hz
CHANNEL:	42
REFERENCE VOLTAGE:	3.30 VDC

Voltage (%)	Power (VDC)	Temp. (°C)	Frequency (kHz)	Frequency Error (kHz)
100%	3.30	+20(Ref)	5210001.71	1.71
100%		-30	5210078.88	78.88
100%		-20	5210057.39	57.39
100%		-10	5210042.21	42.21
100%		0	5210030.16	30.16
100%		+10	5210097.06	97.06
100%		+30	5210002.79	2.79
100%		+40	5210020.57	20.57
100%		+50	5210067.85	67.85
HIGH	3.60	+20	5210009.18	9.18
LOW	3.14	+20	5210031.65	31.65

Note:

Based on the results of the frequency stability test shown above the frequency deviation results measured are very small. As such it is determined that the channels at the band edge would remain in-band when the maximum measured frequency error noted during the frequency stability tests is applied. Therefore the device is determined to remain operating in band over the temperature and voltage range as tested.

OPERATING BAND:	UNII Band 2A
OPERATING FREQUENCY:	5,290,000,000 Hz
CHANNEL:	58
REFERENCE VOLTAGE:	3.30 VDC

Voltage (%)	Power (VDC)	Temp. (°C)	Frequency (kHz)	Frequency Error (kHz)
100%	3.30	+20(Ref)	5290048.66	48.66
100%		-30	5290042.23	42.23
100%		-20	5290095.15	95.15
100%		-10	5290081.66	81.66
100%		0	5290062.94	62.94
100%		+10	5290061.75	61.75
100%		+30	5290046.27	46.27
100%		+40	5290039.33	39.33
100%		+50	5290085.88	85.88
HIGH	3.60	+20	5290003.03	3.03
LOW	3.14	+20	5290039.97	39.97

Note:

Based on the results of the frequency stability test shown above the frequency deviation results measured are very small. As such it is determined that the channels at the band edge would remain in-band when the maximum measured frequency error noted during the frequency stability tests is applied. Therefore the device is determined to remain operating in band over the temperature and voltage range as tested.

OPERATING BAND: UNII Band 2C
OPERATING FREQUENCY: 5,530,000,000 Hz
CHANNEL: 106
REFERENCE VOLTAGE: 3.30 VDC

Voltage (%)	Power (VDC)	Temp. (°C)	Frequency (kHz)	Frequency Error (kHz)
100%	3.30	+20(Ref)	5530019.17	19.17
100%		-30	5530030.74	30.74
100%		-20	5530029.53	29.53
100%		-10	5530046.68	46.68
100%		0	5530057.16	57.16
100%		+10	5530014.75	14.75
100%		+30	5530067.44	67.44
100%		+40	5530035.08	35.08
100%		+50	5530004.27	4.27
HIGH	3.60	+20	5530001.86	1.86
LOW	3.14	+20	5530067.38	67.38

Note:

Based on the results of the frequency stability test shown above the frequency deviation results measured are very small. As such it is determined that the channels at the band edge would remain in-band when the maximum measured frequency error noted during the frequency stability tests is applied. Therefore the device is determined to remain operating in band over the temperature and voltage range as tested.

OPERATING BAND: UNII Band 3
OPERATING FREQUENCY: 5,775,000,000 Hz
CHANNEL: 155
REFERENCE VOLTAGE: 3.30 VDC

Voltage (%)	Power (VDC)	Temp. (°C)	Frequency (kHz)	Frequency Error (kHz)
100%	3.30	+20(Ref)	5775061.04	61.04
100%		-30	5775005.92	5.92
100%		-20	5775048.74	48.74
100%		-10	5775010.63	10.63
100%		0	5775020.36	20.36
100%		+10	5775015.66	15.66
100%		+30	5775006.47	6.47
100%		+40	5775019.31	19.31
100%		+50	5775023.53	23.53
HIGH	3.60	+20	5775017.19	17.19
LOW	3.14	+20	5775084.27	84.27

Note:

Based on the results of the frequency stability test shown above the frequency deviation results measured are very small. As such it is determined that the channels at the band edge would remain in-band when the maximum measured frequency error noted during the frequency stability tests is applied. Therefore the device is determined to remain operating in band over the temperature and voltage range as tested.

5 minutes after the EUT is energized

OPERATING BAND:	UNII Band 1
OPERATING FREQUENCY:	5,210,000,000 Hz
CHANNEL:	42
REFERENCE VOLTAGE:	3.30 VDC

Voltage (%)	Power (VDC)	Temp. (°C)	Frequency (kHz)	Frequency Error (kHz)
100%	3.30	+20(Ref)	5210039.76	39.76
100%		-30	5210017.84	17.84
100%		-20	5210023.40	23.40
100%		-10	5210066.17	66.17
100%		0	5210051.39	51.39
100%		+10	5210049.19	49.19
100%		+30	5210054.04	54.04
100%		+40	5210068.14	68.14
100%		+50	5210081.68	81.68
HIGH	3.60	+20	5210019.16	19.16
LOW	3.14	+20	5210036.59	36.59

Note:

Based on the results of the frequency stability test shown above the frequency deviation results measured are very small. As such it is determined that the channels at the band edge would remain in-band when the maximum measured frequency error noted during the frequency stability tests is applied. Therefore the device is determined to remain operating in band over the temperature and voltage range as tested.

OPERATING BAND: UNII Band 2A
OPERATING FREQUENCY: 5,290,000,000 Hz
CHANNEL: 58
REFERENCE VOLTAGE: 3.30 VDC

Voltage (%)	Power (VDC)	Temp. (°C)	Frequency (kHz)	Frequency Error (kHz)
100%	3.30	+20(Ref)	5290009.82	9.82
100%		-30	5290053.86	53.86
100%		-20	5290002.07	2.07
100%		-10	5290096.81	96.81
100%		0	5290096.79	96.79
100%		+10	5290039.65	39.65
100%		+30	5290093.31	93.31
100%		+40	5290033.80	33.8
100%		+50	5290063.27	63.27
HIGH	3.60	+20	5290099.29	99.29
LOW	3.14	+20	5290092.56	92.56

Note:

Based on the results of the frequency stability test shown above the frequency deviation results measured are very small. As such it is determined that the channels at the band edge would remain in-band when the maximum measured frequency error noted during the frequency stability tests is applied. Therefore the device is determined to remain operating in band over the temperature and voltage range as tested.

OPERATING BAND: UNII Band 2C
OPERATING FREQUENCY: 5,530,000,000 Hz
CHANNEL: 106
REFERENCE VOLTAGE: 3.30 VDC

Voltage (%)	Power (VDC)	Temp. (°C)	Frequency (kHz)	Frequency Error (kHz)
100%	3.30	+20(Ref)	5530013.10	13.10
100%		-30	5530016.69	16.69
100%		-20	5530081.21	81.21
100%		-10	5530031.32	31.32
100%		0	5530072.05	72.05
100%		+10	5530097.03	97.03
100%		+30	5530062.82	62.82
100%		+40	5530019.79	19.79
100%		+50	5530020.74	20.74
HIGH	3.60	+20	5530055.19	55.19
LOW	3.14	+20	5530046.55	46.55

Note:

Based on the results of the frequency stability test shown above the frequency deviation results measured are very small. As such it is determined that the channels at the band edge would remain in-band when the maximum measured frequency error noted during the frequency stability tests is applied. Therefore the device is determined to remain operating in band over the temperature and voltage range as tested.

OPERATING BAND: UNII Band 3
OPERATING FREQUENCY: 5,775,000,000 Hz
CHANNEL: 155
REFERENCE VOLTAGE: 3.30 VDC

Voltage (%)	Power (VDC)	Temp. (°C)	Frequency (kHz)	Frequency Error (kHz)
100%	3.30	+20(Ref)	5775058.32	58.32
100%		-30	5775097.16	97.16
100%		-20	5775084.94	84.94
100%		-10	5775094.77	94.77
100%		0	5775083.92	83.92
100%		+10	5775050.61	50.61
100%		+30	5775066.95	66.95
100%		+40	5775064.58	64.58
100%		+50	5775064.79	64.79
HIGH	3.60	+20	5775061.84	61.84
LOW	3.14	+20	5775064.25	64.25

Note:

Based on the results of the frequency stability test shown above the frequency deviation results measured are very small. As such it is determined that the channels at the band edge would remain in-band when the maximum measured frequency error noted during the frequency stability tests is applied. Therefore the device is determined to remain operating in band over the temperature and voltage range as tested.

10 minutes after the EUT is energized

OPERATING BAND:	UNII Band 1
OPERATING FREQUENCY:	5,210,000,000 Hz
CHANNEL:	42
REFERENCE VOLTAGE:	3.30 VDC

Voltage (%)	Power (VDC)	Temp. (°C)	Frequency (kHz)	Frequency Error (kHz)
100%	3.30	+20(Ref)	5210004.54	4.54
100%		-30	5210008.22	8.22
100%		-20	5210064.60	64.60
100%		-10	5210028.77	28.77
100%		0	5210056.13	56.13
100%		+10	5210008.32	8.32
100%		+30	5210005.63	5.63
100%		+40	5210027.16	27.16
100%		+50	5210017.97	17.97
HIGH	3.60	+20	5210018.67	18.67
LOW	3.14	+20	5210055.64	55.64

Note:

Based on the results of the frequency stability test shown above the frequency deviation results measured are very small. As such it is determined that the channels at the band edge would remain in-band when the maximum measured frequency error noted during the frequency stability tests is applied. Therefore the device is determined to remain operating in band over the temperature and voltage range as tested.

OPERATING BAND:	UNII Band 2A
OPERATING FREQUENCY:	5,290,000,000 Hz
CHANNEL:	58
REFERENCE VOLTAGE:	3.30 VDC

Voltage (%)	Power (VDC)	Temp. (°C)	Frequency (kHz)	Frequency Error (kHz)
100%	3.30	+20(Ref)	5290090.96	90.96
100%		-30	5290058.36	58.36
100%		-20	5290045.11	45.11
100%		-10	5290034.96	34.96
100%		0	5290075.43	75.43
100%		+10	5290063.85	63.85
100%		+30	5290079.19	79.19
100%		+40	5290044.55	44.55
100%		+50	5290022.75	22.75
HIGH	3.60	+20	5290068.95	68.95
LOW	3.14	+20	5290056.42	56.42

Note:

Based on the results of the frequency stability test shown above the frequency deviation results measured are very small. As such it is determined that the channels at the band edge would remain in-band when the maximum measured frequency error noted during the frequency stability tests is applied. Therefore the device is determined to remain operating in band over the temperature and voltage range as tested.

OPERATING BAND: UNII Band 2C
OPERATING FREQUENCY: 5,530,000,000 Hz
CHANNEL: 106
REFERENCE VOLTAGE: 3.30 VDC

Voltage (%)	Power (VDC)	Temp. (°C)	Frequency (kHz)	Frequency Error (kHz)
100%	3.30	+20(Ref)	5530071.44	71.44
100%		-30	5530097.16	97.16
100%		-20	5530047.39	47.39
100%		-10	5530019.96	19.96
100%		0	5530080.66	80.66
100%		+10	5530091.20	91.2
100%		+30	5530069.47	69.47
100%		+40	5530017.91	17.91
100%		+50	5530031.91	31.91
HIGH	3.60	+20	5530005.20	5.20
LOW	3.14	+20	5530093.20	93.2

Note:

Based on the results of the frequency stability test shown above the frequency deviation results measured are very small. As such it is determined that the channels at the band edge would remain in-band when the maximum measured frequency error noted during the frequency stability tests is applied. Therefore the device is determined to remain operating in band over the temperature and voltage range as tested.

OPERATING BAND: UNII Band 3
OPERATING FREQUENCY: 5,775,000,000 Hz
CHANNEL: 155
REFERENCE VOLTAGE: 3.30 VDC

Voltage (%)	Power (VDC)	Temp. (°C)	Frequency (kHz)	Frequency Error (kHz)
100%	3.30	+20(Ref)	5775008.37	8.37
100%		-30	5775012.26	12.26
100%		-20	5775060.29	60.29
100%		-10	5775084.63	84.63
100%		0	5775005.31	5.31
100%		+10	5775087.73	87.73
100%		+30	5775036.87	36.87
100%		+40	5775096.91	96.91
100%		+50	5775067.39	67.39
HIGH	3.60	+20	5775021.89	21.89
LOW	3.14	+20	5775067.30	67.3

Note:

Based on the results of the frequency stability test shown above the frequency deviation results measured are very small. As such it is determined that the channels at the band edge would remain in-band when the maximum measured frequency error noted during the frequency stability tests is applied. Therefore the device is determined to remain operating in band over the temperature and voltage range as tested.

10.6 STRADDLE CHANNEL

10.6.1 26dB Bandwidth

[ANT1]

Mode	Band	Frequency [MHz]	Channel	Measured Frequency [MHz]	26dB Bandwidth [MHz]
802.11a	UNII 2C	5720	144	5709.92	15.08
802.11n(HT20)				5709.88	15.12
802.11ac(VHT20)				5709.84	15.16
802.11a	UNII 3	5720	144	5730.08	5.08
802.11n(HT20)				5730.16	5.16
802.11ac(VHT20)				5730.08	5.08

Mode	Band	Frequency [MHz]	Channel	Measured Frequency [MHz]	26dB Bandwidth [MHz]
802.11n(HT40)	UNII 2C	5710	142	5689.84	35.16
802.11ac(VHT40)				5689.60	35.40
802.11n(HT40)	UNII 3	5710	142	5730.16	5.16
802.11ac(VHT40)				5730.32	5.32

Mode	Band	Frequency [MHz]	Channel	Measured Frequency [MHz]	26dB Bandwidth [MHz]
802.11ac(VHT80)	UNII 2C	5690	138	5649.32	75.68
	UNII 3	5690	138	5730.68	5.68

Note:

[UNII 2C] 26dB Bandwidth = 5725MHz - Measured Frequency[MHz]

[UNII 3C] 26dB Bandwidth = Measured Frequency[MHz] -5725MHz

[ANT2]

Mode	Band	Frequency [MHz]	Channel	Measured Frequency [MHz]	26dB Bandwidth [MHz]
802.11a	UNII 2C	5720	144	5710.04	14.96
802.11n(HT20)				5710.00	15.00
802.11ac(VHT20)				5709.84	15.16
802.11a	UNII 3	5720	144	5730.00	5.00
802.11n(HT20)				5730.12	5.12
802.11ac(VHT20)				5730.24	5.24

Mode	Band	Frequency [MHz]	Channel	Measured Frequency [MHz]	26dB Bandwidth [MHz]
802.11n(HT40)	UNII 2C	5710	142	5689.92	35.08
802.11ac(VHT40)				5689.68	35.32
802.11n(HT40)	UNII 3	5710	142	5730.00	5.00
802.11ac(VHT40)				5730.40	5.40

Mode	Band	Frequency [MHz]	Channel	Measured Frequency [MHz]	26dB Bandwidth [MHz]
802.11ac(VHT80)	UNII 2C	5690	138	5649.44	75.56
	UNII 3	5690	138	5730.44	5.44

Note:

[UNII 2C] 26dB Bandwidth = 5725MHz - Measured Frequency[MHz]

[UNII 3C] 26dB Bandwidth = Measured Frequency[MHz] -5725MHz

[ANT1]

▣ Test Plots (26dB Bandwidth)

802.11a UNII Band

802.11n(HT20) UNII Band

802.11ac(VHT20) UNII Band

▣ Test Plots (26dB Bandwidth)

802.11n(HT40) UNII Band

802.11ac(VHT40) UNII Band

802.11ac(VHT80) UNII Band

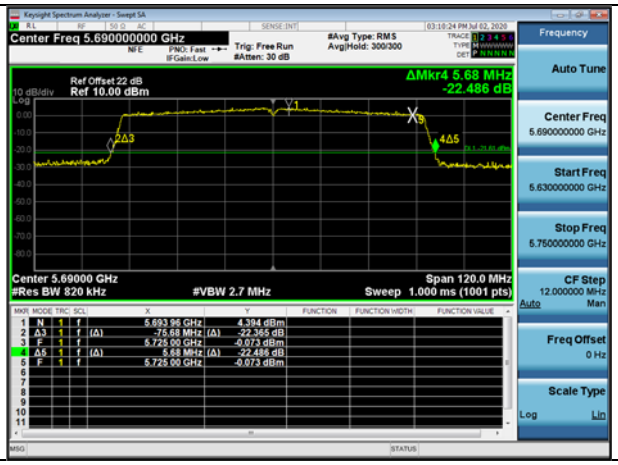

[ANT2]

▣ Test Plots (26dB Bandwidth)

802.11a UNII Band	802.11n(HT20) UNII Band
802.11ac(VHT20) UNII Band	

▣ Test Plots (26dB Bandwidth)

802.11n(HT40) UNII Band

802.11ac(VHT40) UNII Band

802.11ac(VHT80) UNII Band

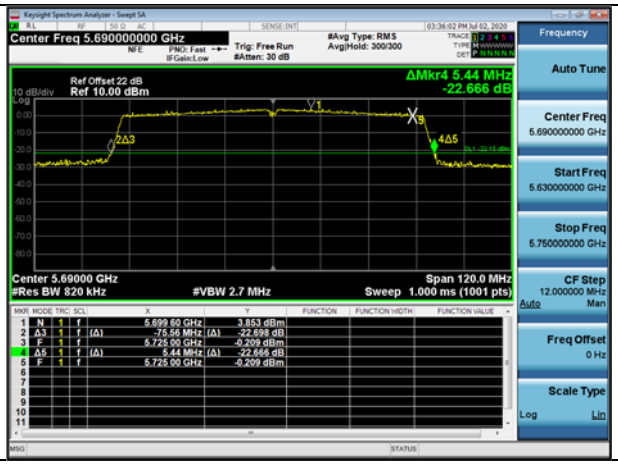

10.6.2 6dB Bandwidth

[ANT1]

Mode	Band	Frequency [MHz]	Channel	Measured Frequency [MHz]	6dB Bandwidth [MHz]	Limit [MHz]
802.11a	UNII 3	5720	144	5728.20	3.20	> 0.5
802.11n(HT20)				5728.80	3.80	> 0.5
802.11ac(VHT20)				5728.80	3.80	> 0.5

Mode	Band	Frequency [MHz]	Channel	Measured Frequency [MHz]	6dB Bandwidth [MHz]	Limit [MHz]
802.11n(HT40)	UNII 3	5710	142	5728.16	3.16	> 0.5
802.11ac(VHT40)				5728.24	3.24	> 0.5

Mode	Band	Frequency [MHz]	Channel	Measured Frequency [MHz]	6dB Bandwidth [MHz]	Limit [MHz]
802.11ac(VHT80)	UNII 3	5690	138	5728.28	3.28	> 0.5

Note:

6dB Bandwidth = Measured Frequency[MHz] – 5725MHz

[ANT2]

Mode	Band	Frequency [MHz]	Channel	Measured Frequency [MHz]	6dB Bandwidth [MHz]	Limit [MHz]
802.11a	UNII 3	5720	144	5728.20	3.20	> 0.5
802.11n(HT20)				5728.84	3.84	> 0.5
802.11ac(VHT20)				5728.80	3.80	> 0.5

Mode	Band	Frequency [MHz]	Channel	Measured Frequency [MHz]	6dB Bandwidth [MHz]	Limit [MHz]
802.11n(HT40)	UNII 3	5710	142	5728.24	3.24	> 0.5
802.11ac(VHT40)				5728.24	3.24	> 0.5

Mode	Band	Frequency [MHz]	Channel	Measured Frequency [MHz]	6dB Bandwidth [MHz]	Limit [MHz]
802.11ac(VHT80)	UNII 3	5690	138	5728.28	3.28	> 0.5

Note:

6dB Bandwidth = Measured Frequency[MHz] – 5725MHz

[ANT1]

▣ Test Plots(UNII 3 Band 6dB Bandwidth)

802.11a CH.144

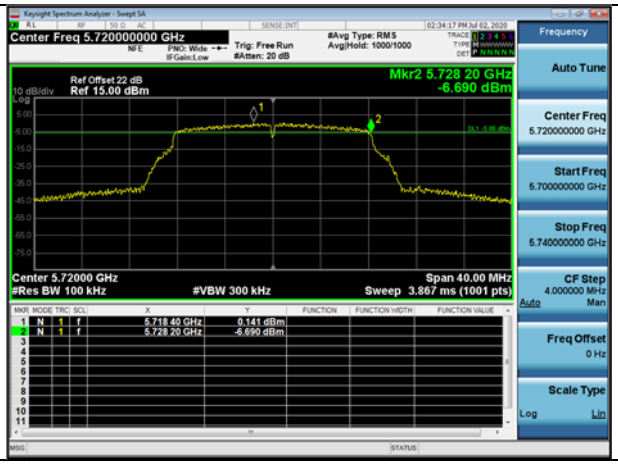

802.11n_HT20 CH.144

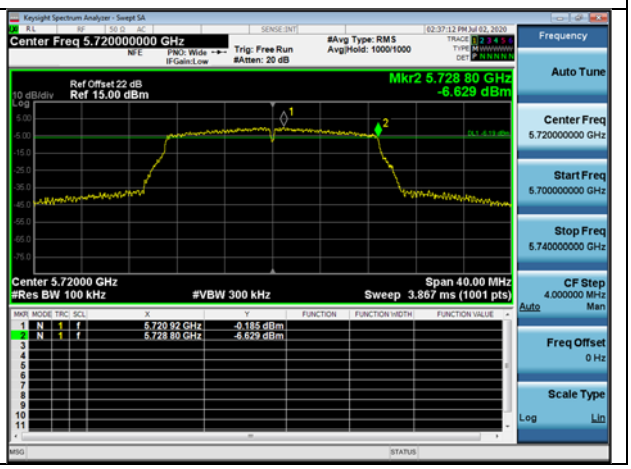

802.11ac_VHT20 CH.144

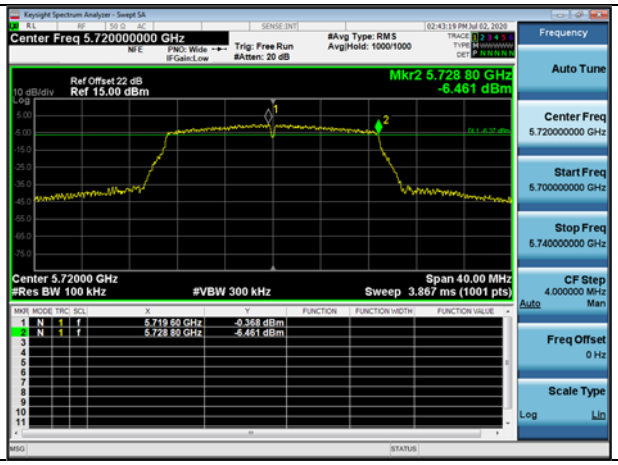

802.11n_HT40 CH.142

802.11ac_VHT40 CH.142

802.11ac_VHT80 CH.138

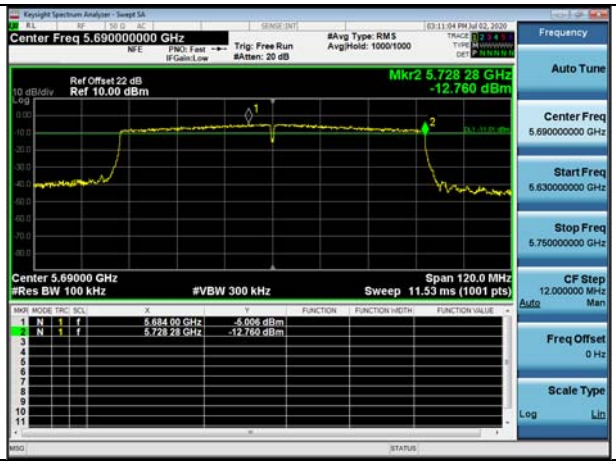

[ANT2]

▣ Test Plots(UNII 3 Band 6dB Bandwidth)

802.11a CH.144

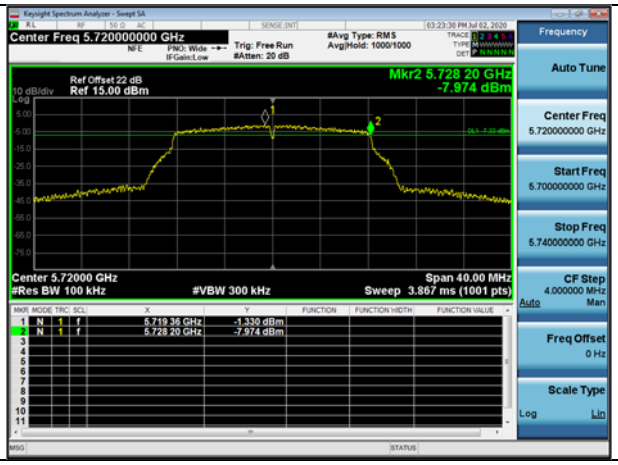

802.11n_HT20 CH.144

802.11ac_VHT20 CH.144

802.11n_HT40 CH.142

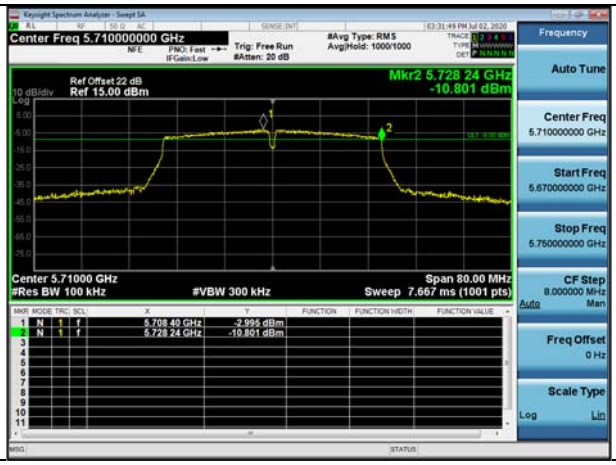

802.11ac_VHT40 CH.142

802.11ac_VHT80 CH.138

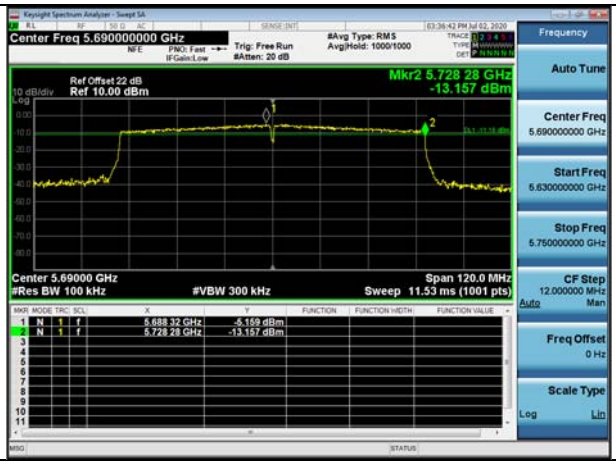

10.6.3 Output Power

[ANT1]

Mode	Frequency [MHz]	Channel	Total Power (dBm)	Limit (dBm)
802.11a	5720 (UNII 2C Band)	144	11.68	22.78
802.11n(HT20)			11.70	22.80
802.11ac(VHT20)			11.73	22.81
802.11a	5720 (UNII 3 Band)	144	3.93	30.00
802.11n(HT20)			4.42	30.00
802.11ac(VHT20)			4.46	30.00

Mode	Frequency [MHz]	Channel	Total Power (dBm)	Limit (dBm)
802.11n(HT40)	5710 (UNII 2C Band)	142	13.00	23.98
802.11ac(VHT40)			12.97	23.98
802.11n(HT40)	5710 (UNII 3 Band)	142	0.49	30.00
802.11ac(VHT40)			0.45	30.00

Mode	Frequency [MHz]	Channel	Total Power (dBm)	Limit (dBm)
802.11ac(VHT80)	5690 (UNII 2C Band)	138	14.01	23.98
	5690 (UNII 3 Band)	138	-1.91	30.00

[ANT2]

Mode	Frequency [MHz]	Channel	Total Power (dBm)	Limit (dBm)
802.11a	5720 (UNII 2C Band)	144	10.84	22.75
802.11n(HT20)			11.22	22.76
802.11ac(VHT20)			11.20	22.81
802.11a	5720 (UNII 3 Band)	144	3.09	30.00
802.11n(HT20)			3.83	30.00
802.11ac(VHT20)			3.94	30.00

Mode	Frequency [MHz]	Channel	Total Power (dBm)	Limit (dBm)
802.11n(HT40)	5710 (UNII 2C Band)	142	12.48	23.98
802.11ac(VHT40)			12.52	23.98
802.11n(HT40)	5710 (UNII 3 Band)	142	0.05	30.00
802.11ac(VHT40)			0.09	30.00

Mode	Frequency [MHz]	Channel	Total Power (dBm)	Limit (dBm)
802.11ac(VHT80)	5690 (UNII 2C Band)	138	13.49	23.98
	5690 (UNII 3 Band)	138	-2.19	30.00

▣ Test Plots_**[ANT1]**

802.11a UNII 2C Band	802.11a UNII 3 Band
802.11n(HT20) UNII 2C Band	802.11n(HT20) UNII 3 Band
802.11ac(VHT20) UNII 2C Band	802.11ac(VHT20) UNII 3 Band
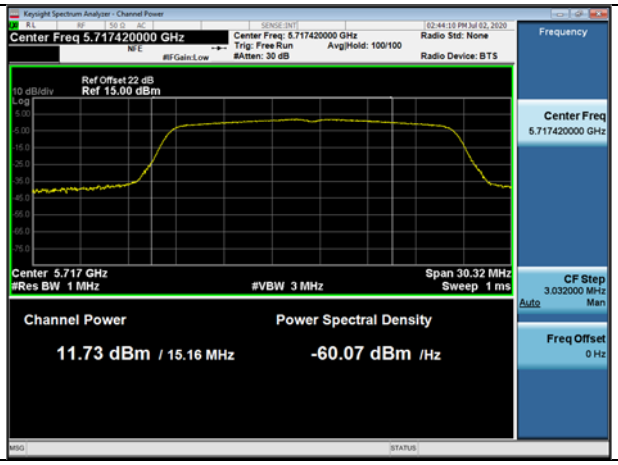	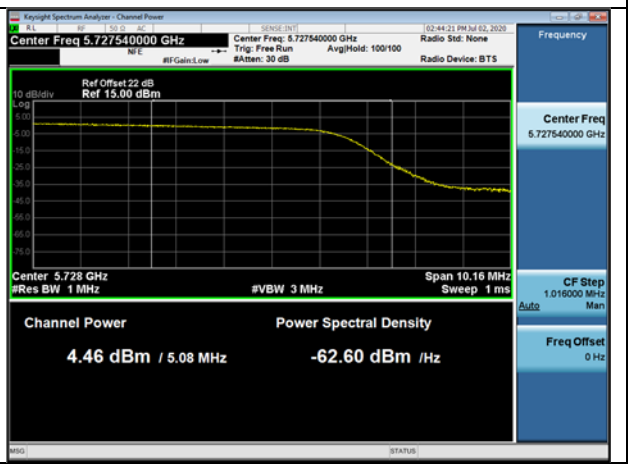

802.11n(HT40) UNII 2C Band

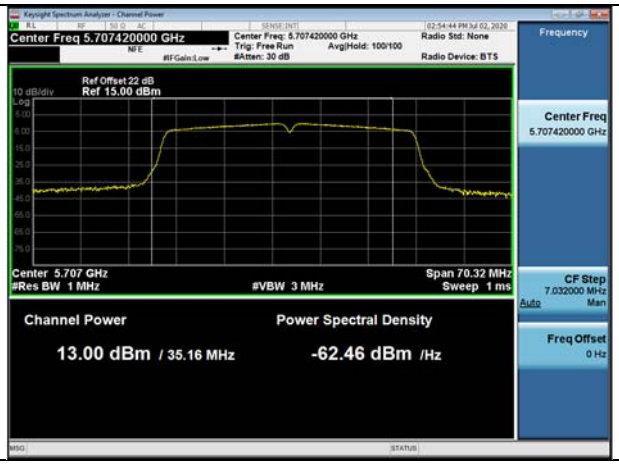

802.11n(HT40) UNII 3 Band

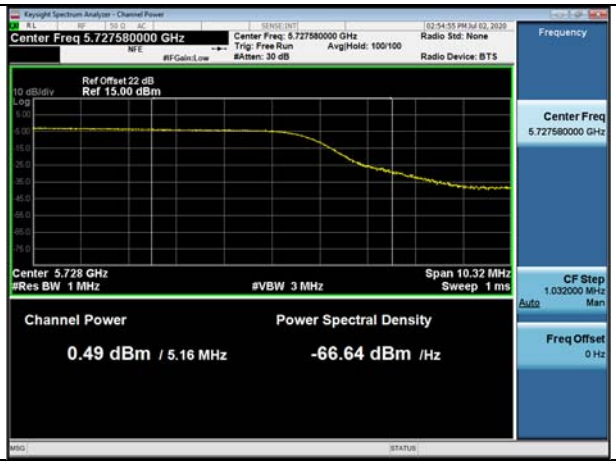

802.11ac(VHT40) UNII 2C Band

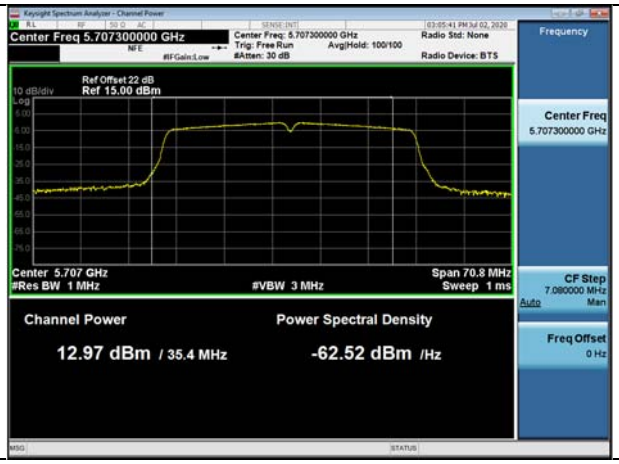

802.11ac(VHT40) UNII 3 Band

802.11ac(VHT80) UNII 2C Band

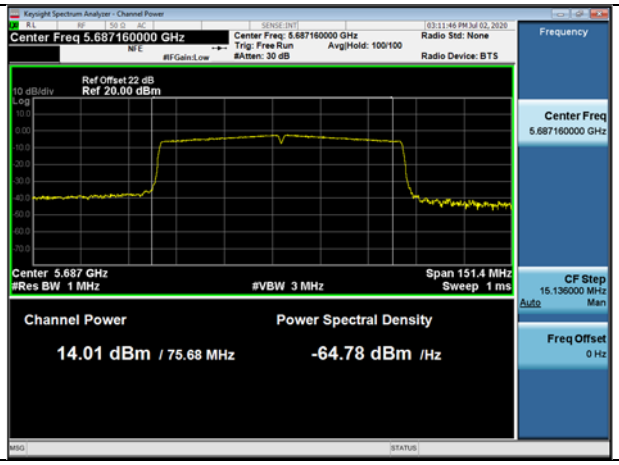

802.11ac(VHT80) UNII 3 Band

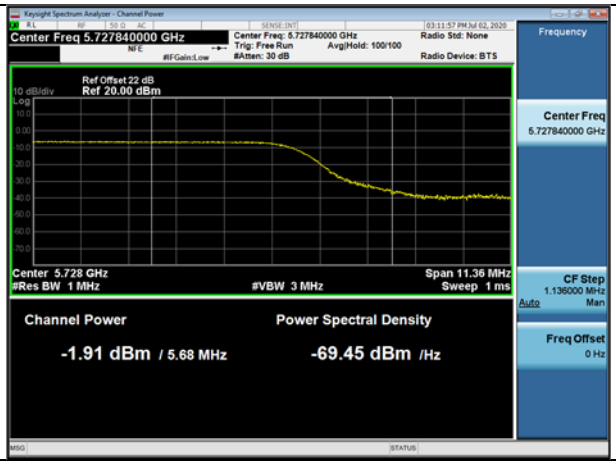

▣ Test Plots_[ANT2]

802.11a UNII 2C Band

802.11a UNII 3 Band

802.11n(HT20) UNII 2C Band

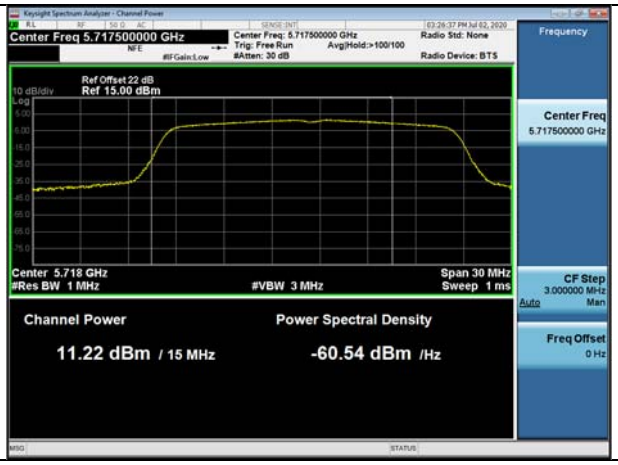

802.11n(HT20) UNII 3 Band

802.11ac(VHT20) UNII 2C Band

802.11ac(VHT20) UNII 3 Band

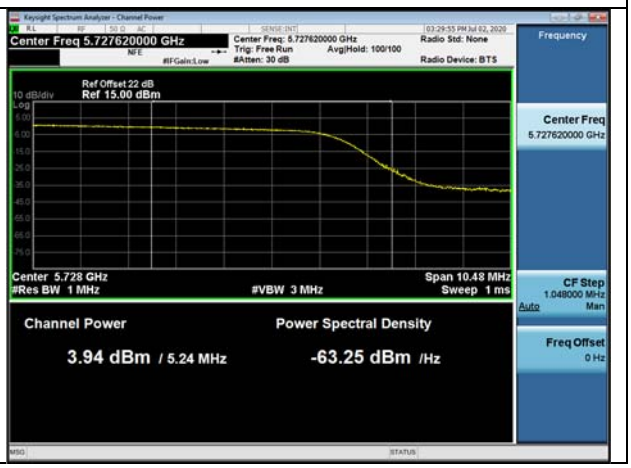

802.11n(HT40) UNII 2C Band

802.11n(HT40) UNII 3 Band

802.11ac(VHT40) UNII 2C Band

802.11ac(VHT40) UNII 3 Band

802.11ac(VHT80) UNII 2C Band

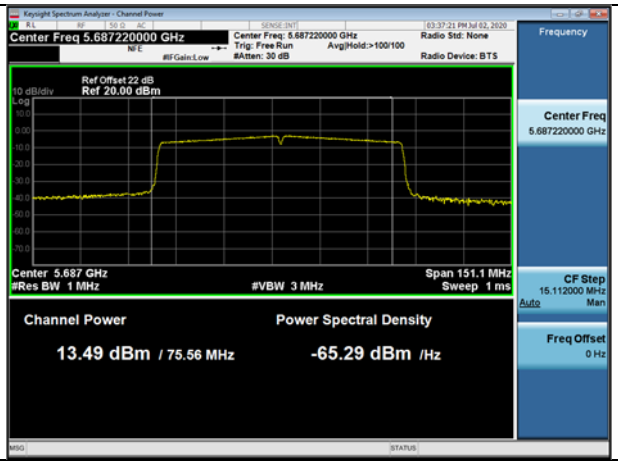

802.11ac(VHT80) UNII 3 Band

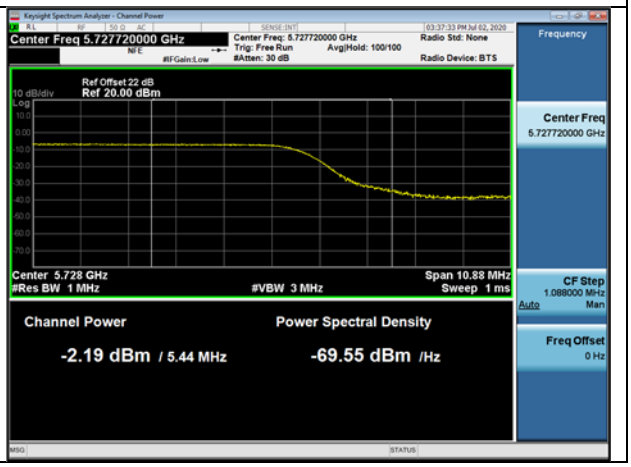

10.6.4 Power Spectral Density

[ANT1]

Mode	Frequency [MHz]	Channel	Total PSD (dBm)	Limit (dBm)
802.11a	5720 (UNII 2C Band)	144	2.279	11.00
802.11n(HT20)			2.220	11.00
802.11ac(VHT20)			2.346	11.00
802.11a	5720 (UNII 3 Band)	144	-2.507	30.00
802.11n(HT20)			-2.616	30.00
802.11ac(VHT20)			-2.297	30.00

Mode	Frequency [MHz]	Channel	Total PSD (dBm)	Limit (dBm)
802.11n(HT40)	5710 (UNII 2C Band)	142	-0.025	11.00
802.11ac(VHT40)			-0.015	11.00
802.11n(HT40)	5710 (UNII 3 Band)	142	-6.463	30.00
802.11ac(VHT40)			-6.300	30.00

Mode	Frequency [MHz]	Channel	Total PSD (dBm)	Limit (dBm)
802.11ac(VHT80)	5690 (UNII 2C Band)	138	-2.045	11.00
	5690 (UNII 3 Band)	138	-8.621	30.00

[ANT2]

Mode	Frequency [MHz]	Channel	Total PSD (dBm)	Limit (dBm)
802.11a	5720 (UNII 2C Band)	144	1.497	11.00
802.11n(HT20)			1.851	11.00
802.11ac(VHT20)			1.643	11.00
802.11a	5720 (UNII 3 Band)	144	-3.242	30.00
802.11n(HT20)			-3.171	30.00
802.11ac(VHT20)			-3.059	30.00

Mode	Frequency [MHz]	Channel	Total PSD (dBm)	Limit (dBm)
802.11n(HT40)	5710 (UNII 2C Band)	142	-0.546	11.00
802.11ac(VHT40)			-0.601	11.00
802.11n(HT40)	5710 (UNII 3 Band)	142	-6.710	30.00
802.11ac(VHT40)			-6.907	30.00

Mode	Frequency [MHz]	Channel	Total PSD (dBm)	Limit (dBm)
802.11ac(VHT80)	5690 (UNII 2C Band)	138	-2.725	11.00
	5690 (UNII 3 Band)	138	-9.205	30.00

▣ Test Plots_[ANT1]

802.11a UNII 2C Band	802.11a UNII 3 Band
802.11n(HT20) UNII 2C Band	802.11n(HT20) UNII 3 Band
802.11ac(VHT20) UNII 2C Band	802.11ac(VHT20) UNII 3 Band