SAR Plots

- Verification Plots
- SAR Test Plots

Copyright © 2023, Dt&C Co., Ltd.

Dt&C Co., Ltd.

DUT: Dipole 2450 MHz; Type: D2450V2; Serial: D2450V2 - SN:726

Communication System: UID 0, CW (0); Frequency: 2450 MHz; Duty Cycle: 1:1
Medium parameters used: f = 2450 MHz; σ = 1.817 S/m; ε_r = 39.817; ρ = 1000 kg/m^3
Phantom section: Flat Section

DASY5 Configuration:
Probe: EX3DV4 - SN3866; ConvF(7.33, 7.33, 7.33); Calibrated: 4/29/2022 Electronics: DAE3 Sn520
Sensor-Surface: 2mm (Mechanical Surface Detection)
Phantom: ELI v5.0_2014_02_13; Type: QDOVA002AA; Serial: TP:1237
Measurement SW: DASY52, Version 52.10 (3); SEMCAD X Version 14.6.13 (7474)

Test Date: 2022-09-06; Ambient Temp: 20.7; Tissue Temp: 20.9

2450 MHz System Verification (100 mW)

Area Scan (9x9x1): Measurement grid: dx=12mm, dy=12mm
Zoom Scan (7x7x7)/Cube 0: Measurement grid: dx=5mm, dy=5mm, dz=5mm
Power Drift = 0.05 dB
Peak SAR (extrapolated) = 10.8 W/kg
SAR(1 g) = 5.26 W/kg; SAR(10 g) = 2.43 W/kg

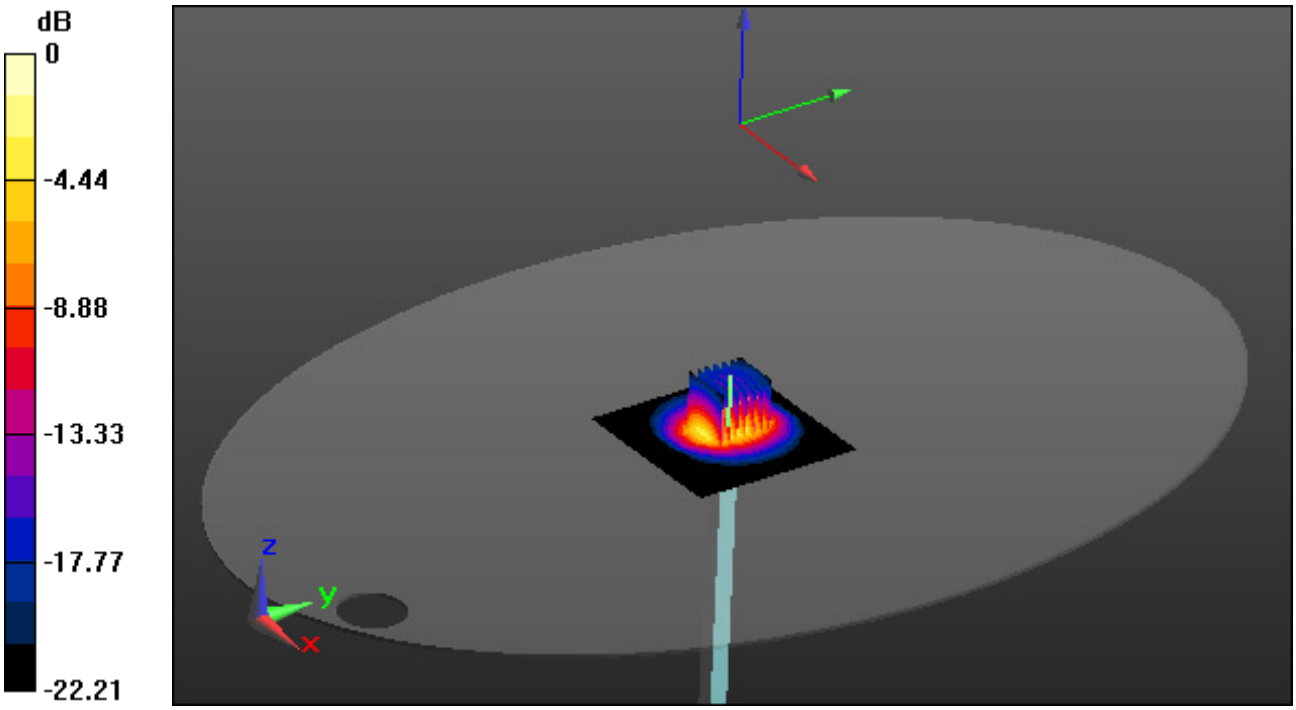

0 dB = 8.1 W/kg

Dt&C Co., Ltd.

DUT: Dipole 5000 MHz; Type: D5GHzV2; Serial: D5GHzV2 - SN:1212

Communication System: UID 0, CW (0); Frequency: 5200 MHz;Duty Cycle: 1:1
Medium parameters used: f = 5200 MHz; σ = 4.526 S/m; ε_r = 34.972; ρ = 1000 kg/m^3
Phantom section: Flat Section

DASY5 Configuration:
Probe: EX3DV4 - SN7368; ConvF(5.65, 5.65, 5.65); Calibrated: 11/22/2021 Electronics: DAE4 Sn1335
Sensor-Surface: 1.4mm (Mechanical Surface Detection)
Phantom: ELI v6.0_Left_20170922; Type: QDOVA003AA; Serial: 2039
Measurement SW: DASY52, Version 52.10 (3); SEMCAD X Version 14.6.13 (7474)

Test Date: 2022-08-31; Ambient Temp: 20.9; Tissue Temp: 20.8

5200 MHz System Verification (100 mW)

Area Scan (7x8x1): Measurement grid: dx=10mm, dy=10mm
Zoom Scan (8x8x7)/Cube 0: Measurement grid: dx=4mm, dy=4mm, dz=1.4mm, Graded Ratio:1.4
Power Drift = 0.12 dB
Peak SAR (extrapolated) = 30.3 W/kg
SAR(1 g) = 7.86 W/kg; SAR(10 g) = 2.21 W/kg

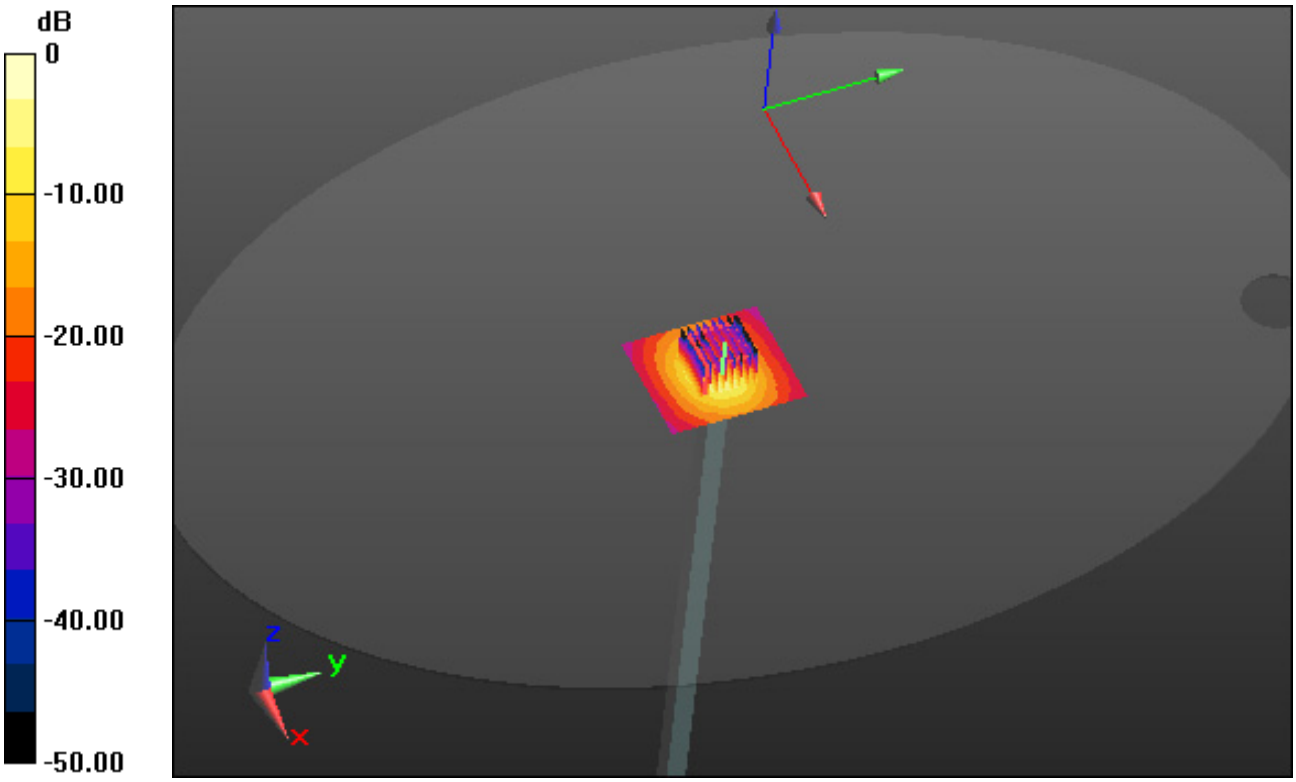

0 dB = 17.1 W/kg

Dt&C Co., Ltd.

DUT: Dipole 5000 MHz; Type: D5GHzV2; Serial: D5GHzV2 - SN:1212

Communication System: UID 0, CW (0); Frequency: 5300 MHz;Duty Cycle: 1:1
Medium parameters used: f = 5300 MHz; σ = 4.636 S/m; ε_r = 34.766; ρ = 1000 kg/m^3
Phantom section: Flat Section

DASY5 Configuration:
Probe: EX3DV4 - SN7368; ConvF(5.4, 5.4, 5.4); Calibrated: 11/22/2021 Electronics: DAE4 Sn1335
Sensor-Surface: 1.4mm (Mechanical Surface Detection)
Phantom: ELI v6.0_Left_20170922; Type: QDOVA003AA; Serial: 2039
Measurement SW: DASY52, Version 52.10 (3); SEMCAD X Version 14.6.13 (7474)

Test Date: 2022-08-31; Ambient Temp: 20.9; Tissue Temp: 20.8

5300 MHz System Verification (100 mW)

Area Scan (7x8x1): Measurement grid: dx=10mm, dy=10mm
Zoom Scan (8x8x7)/Cube 0: Measurement grid: dx=4mm, dy=4mm, dz=1.4mm, Graded Ratio:1.4
Power Drift = 0.11 dB
Peak SAR (extrapolated) = 34.4 W/kg
SAR(1 g) = 8.26 W/kg; SAR(10 g) = 2.33 W/kg

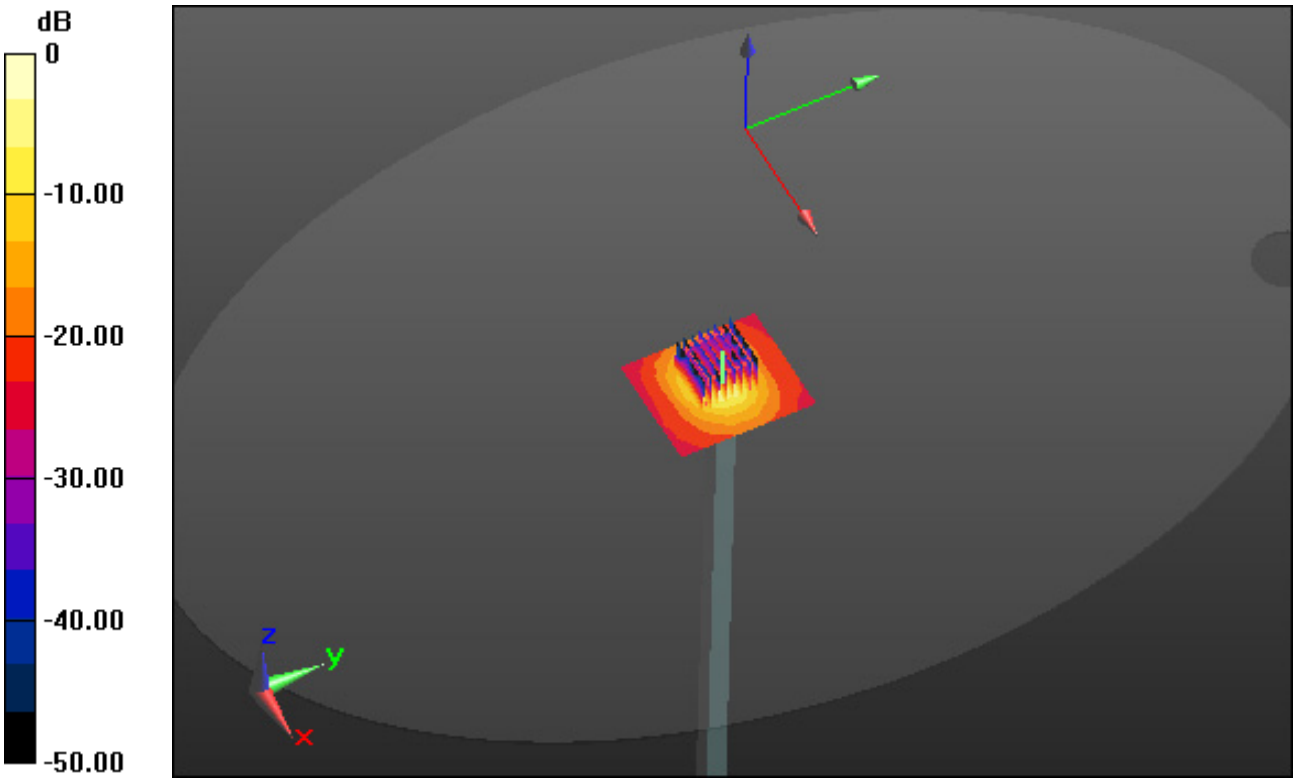

0 dB = 19.1 W/kg

Dt&C Co., Ltd.

DUT: Dipole 5000 MHz; Type: D5GHzV2; Serial: D5GHzV2 - SN:1212

Communication System: UID 0, CW (0); Frequency: 5500 MHz;Duty Cycle: 1:1
Medium parameters used: f = 5500 MHz; σ = 4.899 S/m; ε_r = 36.35; ρ = 1000 kg/m^3
Phantom section: Flat Section

DASY5 Configuration:
Probe: EX3DV4 - SN7368; ConvF(5.05, 5.05, 5.05); Calibrated: 11/22/2021 Electronics: DAE4 Sn1335
Sensor-Surface: 1.4mm (Mechanical Surface Detection)
Phantom: ELI v6.0_Left_20170922; Type: QDOVA003AA; Serial: 2039
Measurement SW: DASY52, Version 52.10 (3); SEMCAD X Version 14.6.13 (7474)

Test Date: 2022-09-01; Ambient Temp: 20.8; Tissue Temp: 20.7

5500 MHz System Verification (100 mW)

Area Scan (7x8x1): Measurement grid: dx=10mm, dy=10mm
Zoom Scan (8x8x7)/Cube 0: Measurement grid: dx=4mm, dy=4mm, dz=1.4mm, Graded Ratio:1.4
Power Drift = 0.12 dB
Peak SAR (extrapolated) = 34.8 W/kg
SAR(1 g) = 8.4 W/kg; SAR(10 g) = 2.35 W/kg



0 dB = 21.5 W/kg

Dt&C Co., Ltd.

DUT: Dipole 5000 MHz; Type: D5GHzV2; Serial: D5GHzV2 - SN:1212

Communication System: UID 0, CW (0); Frequency: 5600 MHz;Duty Cycle: 1:1
Medium parameters used: f = 5600 MHz; σ = 5.013 S/m; ε_r = 36.169; ρ = 1000 kg/m^3
Phantom section: Flat Section

DASY5 Configuration:
Probe: EX3DV4 - SN7368; ConvF(4.85, 4.85, 4.85); Calibrated: 11/22/2021 Electronics: DAE4 Sn1335
Sensor-Surface: 1.4mm (Mechanical Surface Detection)
Phantom: ELI v6.0_Left_20170922; Type: QDOVA003AA; Serial: 2039
Measurement SW: DASY52, Version 52.10 (3); SEMCAD X Version 14.6.13 (7474)

Test Date: 2022-09-01; Ambient Temp: 20.8; Tissue Temp: 20.7

5600 MHz System Verification (100 mW)

Area Scan (7x8x1): Measurement grid: dx=10mm, dy=10mm
Zoom Scan (8x8x7)/Cube 0: Measurement grid: dx=4mm, dy=4mm, dz=1.4mm, Graded Ratio:1.4
Power Drift = 0.19 dB
Peak SAR (extrapolated) = 36.0 W/kg
SAR(1 g) = 8.63 W/kg; SAR(10 g) = 2.44 W/kg



0 dB = 22.4 W/kg

Dt&C Co., Ltd.

DUT: Dipole 5000 MHz; Type: D5GHzV2; Serial: D5GHzV2 - SN:1212

Communication System: UID 0, CW (0); Frequency: 5800 MHz;Duty Cycle: 1:1
Medium parameters used: f = 5800 MHz; σ = 5.245 S/m; ε_r = 35.816; ρ = 1000 kg/m^3
Phantom section: Flat Section

DASY5 Configuration:
Probe: EX3DV4 - SN7368; ConvF(5.03, 5.03, 5.03); Calibrated: 11/22/2021 Electronics: DAE4 Sn1335
Sensor-Surface: 1.4mm (Mechanical Surface Detection)
Phantom: ELI v6.0_Left_20170922; Type: QDOVA003AA; Serial: 2039
Measurement SW: DASY52, Version 52.10 (3); SEMCAD X Version 14.6.13 (7474)

Test Date: 2022-09-01; Ambient Temp: 20.8; Tissue Temp: 20.7

5800 MHz System Verification (100 mW)

Area Scan (7x8x1): Measurement grid: dx=10mm, dy=10mm
Zoom Scan (8x8x7)/Cube 0: Measurement grid: dx=4mm, dy=4mm, dz=1.4mm, Graded Ratio:1.4
Power Drift = -0.05 dB
Peak SAR (extrapolated) = 32.8 W/kg
SAR(1 g) = 8.13 W/kg; SAR(10 g) = 2.25 W/kg

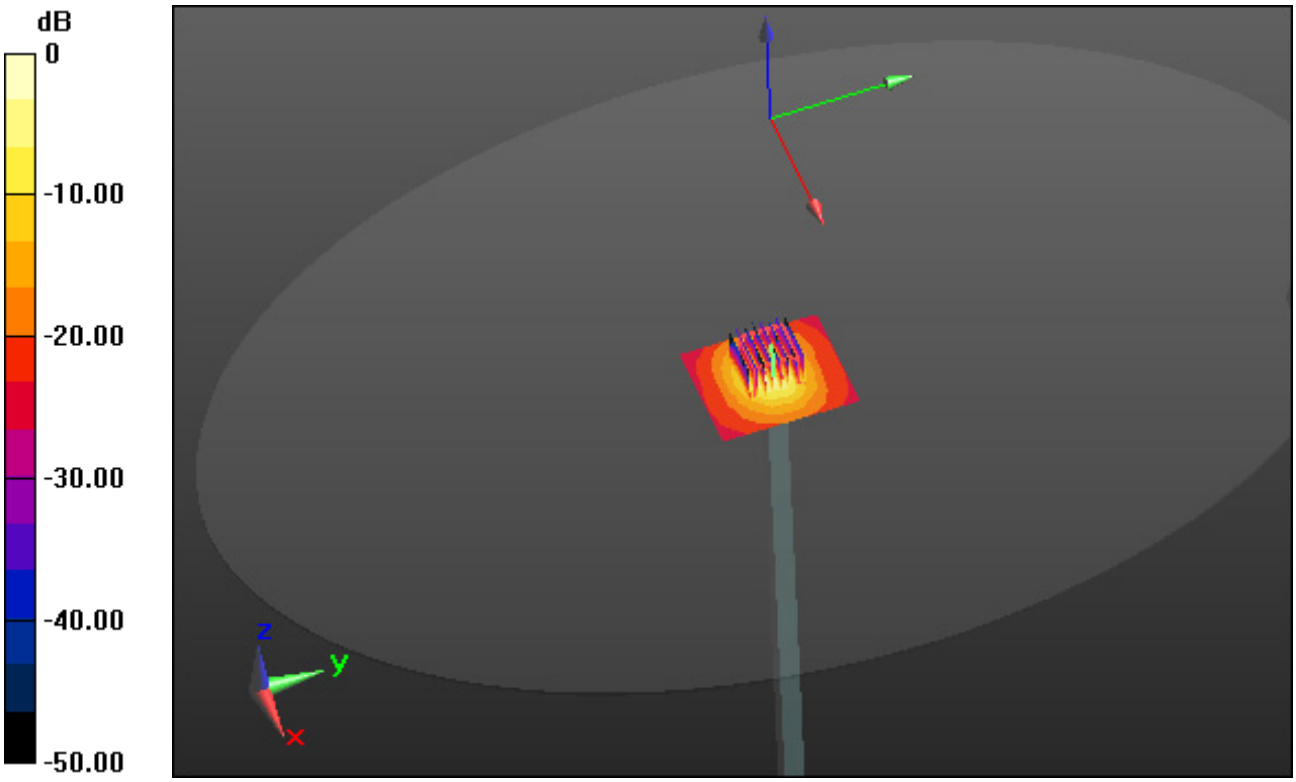

0 dB = 18.0 W/kg

Dt&C Co., Ltd.

DUT: 14HQ901G-B; Type: X-ray Detector

Communication System: UID 0, 1. W-LAN 2.4G(802.11b/g/n20, 40) (0); Frequency: 2437 MHz;Duty Cycle: 1:1
Medium parameters used: f = 2437 MHz; σ = 1.803 S/m; ε_r = 39.856; ρ = 1000 kg/m^3
Phantom section: Flat Section

DASY5 Configuration:
Probe: EX3DV4 - SN3866; ConvF(7.33, 7.33, 7.33); Calibrated: 4/29/2022 Electronics: DAE3 Sn520
Sensor-Surface: 2mm (Mechanical Surface Detection)
Phantom: ELI v5.0_2014_02_13; Type: QDOVA002AA; Serial: TP:1237
Measurement SW: DASY52, Version 52.10 (3); SEMCAD X Version 14.6.13 (7474)

Test Date: 2022-09-06; Ambient Temp: 20.7; Tissue Temp: 20.9

Touch from Body, Front, WLAN(802.11n HT40) Ch. 6, Ant Internal, Ant. 1 (Aux)

Area Scan (15x37x1): Measurement grid: dx=12mm, dy=12mm
Zoom Scan (7x7x7)/Cube 0: Measurement grid: dx=5mm, dy=5mm, dz=5mm
Power Drift = 0.00 dB
Peak SAR (extrapolated) = 0.0530 W/kg
SAR(1 g) = 0.021 W/kg; SAR(10 g) = 0.00921 W/kg

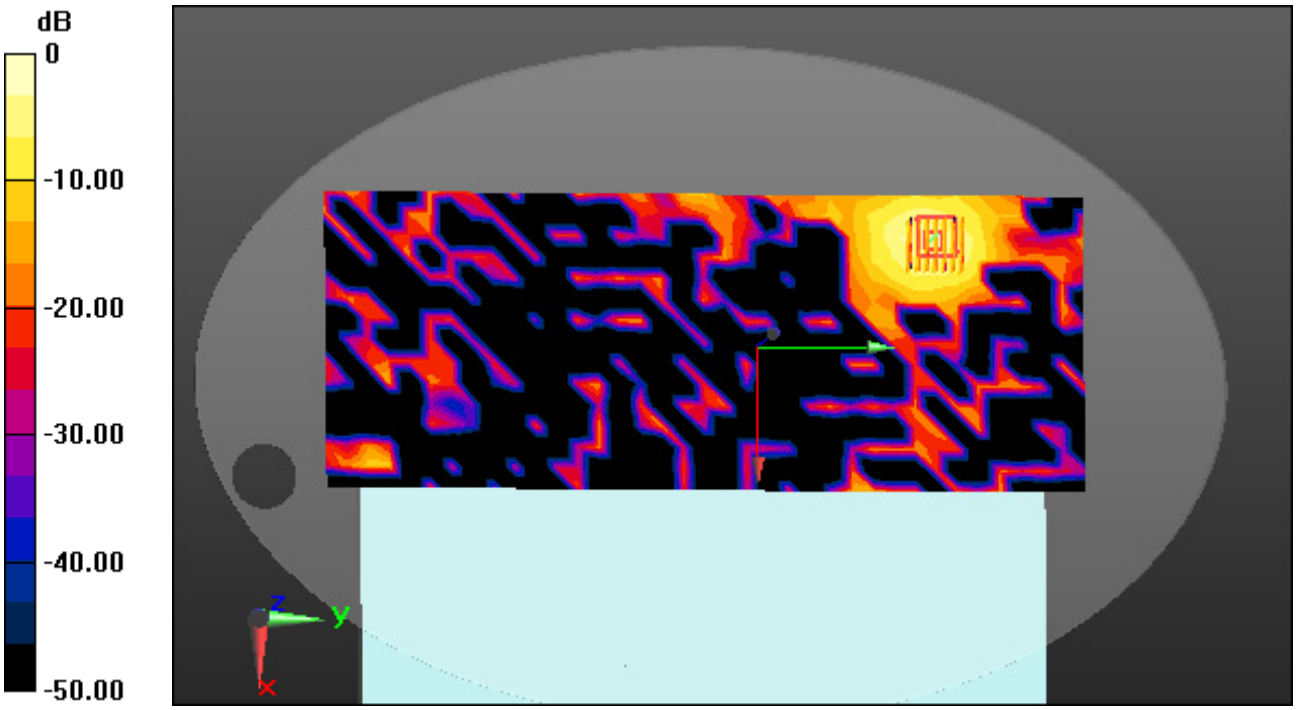

0 dB = 0.0324 W/kg

Dt&C Co., Ltd.

DUT: 14HQ901G-B; Type: X-ray Detector

Communication System: UID 0, 1. W-LAN 2.4G(802.11b/g/n20, 40) (0); Frequency: 2437 MHz;Duty Cycle: 1:1
Medium parameters used: f = 2437 MHz; σ = 1.803 S/m; ε_r = 39.856; ρ = 1000 kg/m^3
Phantom section: Flat Section

DASY5 Configuration:
Probe: EX3DV4 - SN3866; ConvF(7.33, 7.33, 7.33); Calibrated: 4/29/2022 Electronics: DAE3 Sn520
Sensor-Surface: 2mm (Mechanical Surface Detection)
Phantom: ELI v5.0_2014_02_13; Type: QDOVA002AA; Serial: TP:1237
Measurement SW: DASY52, Version 52.10 (3); SEMCAD X Version 14.6.13 (7474)

Test Date: 2022-09-06; Ambient Temp: 20.7; Tissue Temp: 20.9

Touch from Body, Front, WLAN(802.11n HT40) Ch. 6, Ant Internal, Ant. 2 (Main)

Area Scan (15x37x1): Measurement grid: dx=12mm, dy=12mm
Zoom Scan (7x7x7)/Cube 0: Measurement grid: dx=5mm, dy=5mm, dz=5mm
Power Drift = 0.10 dB
Peak SAR (extrapolated) = 0.0220 W/kg
SAR(1 g) = 0.00753 W/kg; SAR(10 g) = 0.00254 W/kg

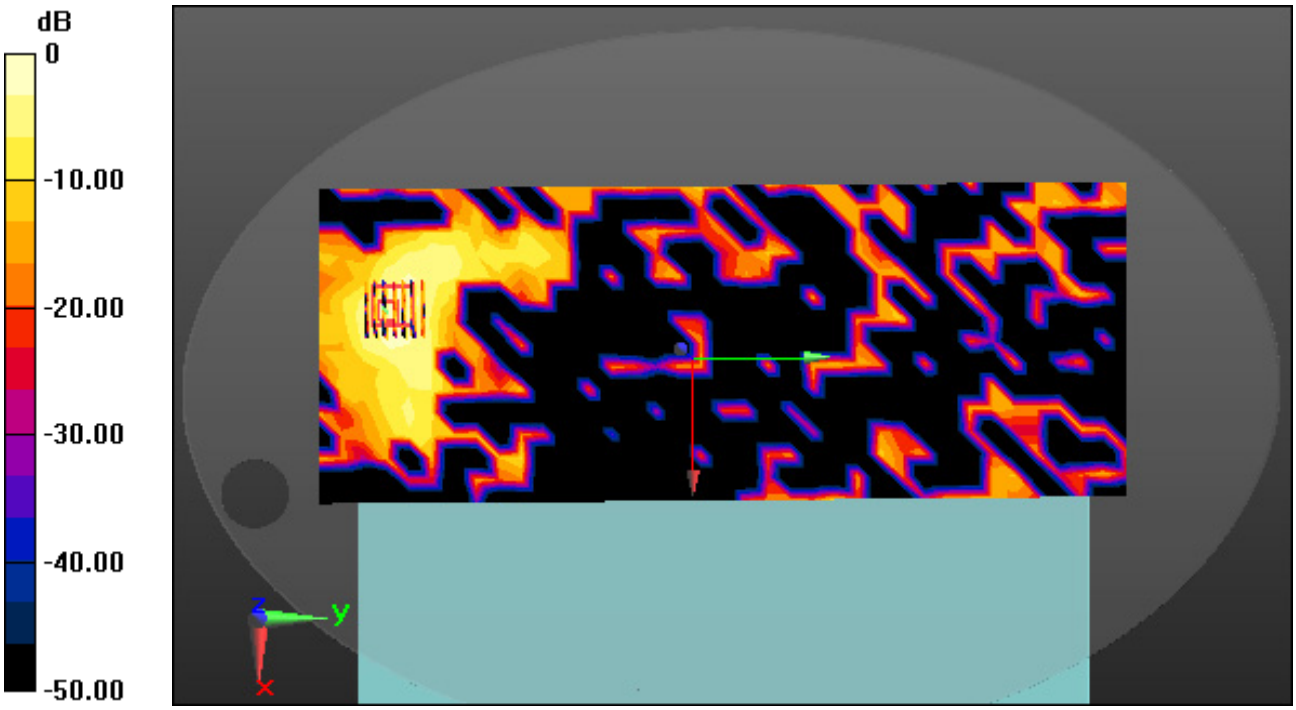

0 dB = 0.0130 W/kg

DT&C Co., Ltd.

DUT: 14HQ901FG-B; Type: X-ray Detector

Communication System: UID 0, 1. W-LAN 2.4G(802.11b/g/n20, 40) (0); Frequency: 2437 MHz;Duty Cycle: 1:1
Medium parameters used: f = 2437 MHz; σ = 1.803 S/m; ε_r = 39.856; ρ = 1000 kg/m^3
Phantom section: Flat Section

DASY5 Configuration:
Probe: EX3DV4 - SN3866; ConvF(7.33, 7.33, 7.33); Calibrated: 4/29/2022 Electronics: DAE3 Sn520
Sensor-Surface: 2mm (Mechanical Surface Detection)
Phantom: ELI v5.0_2014_02_13; Type: QDOVA002AA; Serial: TP:1237
Measurement SW: DASY52, Version 52.10 (3); SEMCAD X Version 14.6.13 (7474)

Test Date: 2022-09-06; Ambient Temp: 20.7; Tissue Temp: 20.9

Touch from Body, Front, WLAN(802.11n HT40) Ch. 6, Ant Internal, MIMO

Area Scan (15x37x1): Measurement grid: dx=12mm, dy=12mm
Zoom Scan (7x7x7)/Cube 0: Measurement grid: dx=5mm, dy=5mm, dz=5mm
Power Drift = 0.00 dB
Peak SAR (extrapolated) = 0.0520 W/kg
SAR(1 g) = 0.019 W/kg; SAR(10 g) = 0.00772 W/kg



0 dB = 0.0319 W/kg

Dt&C Co., Ltd.

DUT: 14HQ901G-B; Type: X-ray Detector

Communication System: UID 0, 00_W-LAN 5G (0); Frequency: 5230 MHz;Duty Cycle: 1:1
Medium parameters used: f = 5230 MHz; σ = 4.558 S/m; ε_r = 34.914; ρ = 1000 kg/m^3
Phantom section: Flat Section

DASY5 Configuration:
Probe: EX3DV4 - SN7368; ConvF(5.65, 5.65, 5.65); Calibrated: 11/22/2021 Electronics: DAE4 Sn1335
Sensor-Surface: 1.4mm (Mechanical Surface Detection)
Phantom: ELI v6.0_Left_20170922; Type: QDOVA003AA; Serial: 2039
Measurement SW: DASY52, Version 52.10 (3); SEMCAD X Version 14.6.13 (7474)

Test Date: 2022-08-31; Ambient Temp: 20.9; Tissue Temp: 20.8

Touch from Body, Front, WLAN(802.11n HT40) Ch. 46, Ant Internal, Ant.1 (Aux)

Area Scan (17x44x1): Measurement grid: dx=10mm, dy=10mm
Zoom Scan (8x8x8)/Cube 0: Measurement grid: dx=4mm, dy=4mm, dz=1.4mm, Graded Ratio:1.4
Power Drift = -0.07 dB
Peak SAR (extrapolated) = 0.0620 W/kg
SAR(1 g) = 0.023 W/kg; SAR(10 g) = 0.009 W/kg

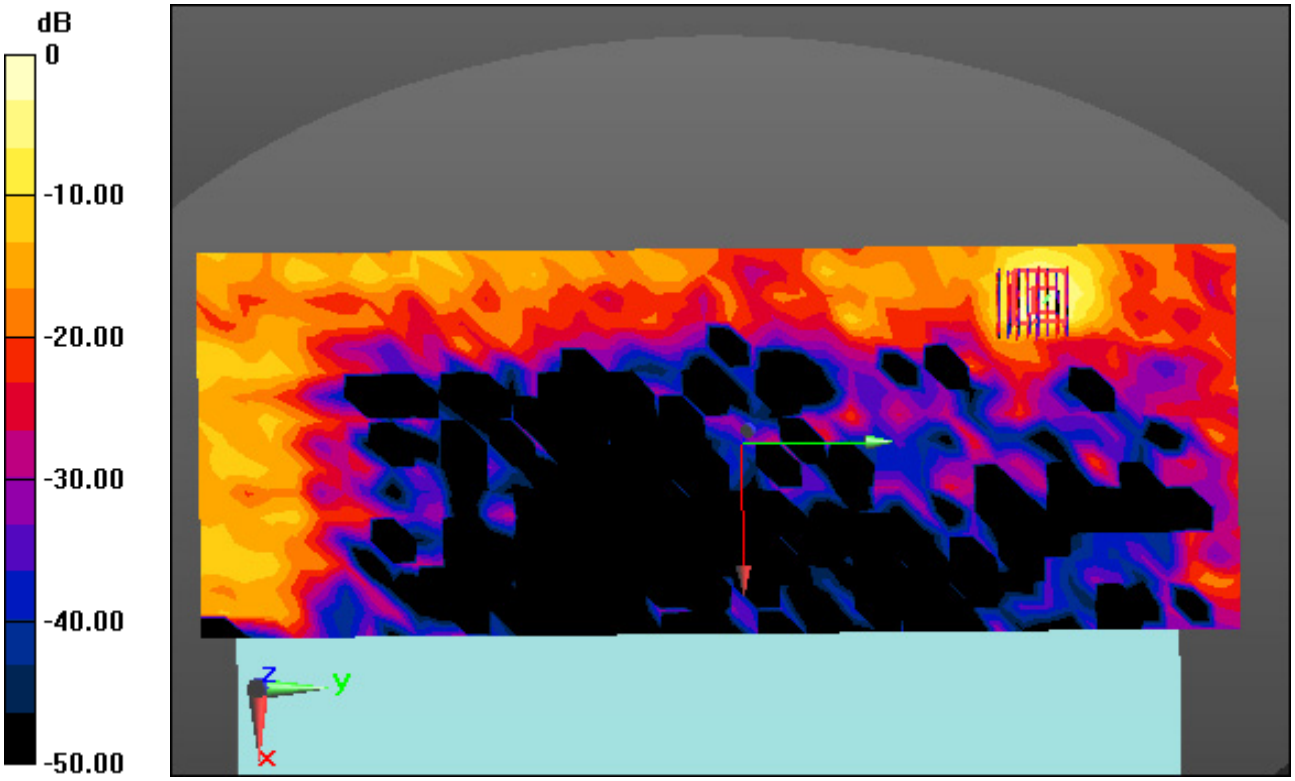

0 dB = 0.0455 W/kg

Dt&C Co., Ltd.

DUT: 14HQ901G-B; Type: X-ray Detector

Communication System: UID 0, 00_W-LAN 5G (0); Frequency: 5230 MHz;Duty Cycle: 1:1
Medium parameters used: f = 5230 MHz; σ = 4.558 S/m; ε_r = 34.914; ρ = 1000 kg/m^3
Phantom section: Flat Section

DASY5 Configuration:
Probe: EX3DV4 - SN7368; ConvF(5.65, 5.65, 5.65); Calibrated: 11/22/2021 Electronics: DAE4 Sn1335
Sensor-Surface: 1.4mm (Mechanical Surface Detection)
Phantom: ELI v6.0_Left_20170922; Type: QDOVA003AA; Serial: 2039
Measurement SW: DASY52, Version 52.10 (3); SEMCAD X Version 14.6.13 (7474)

Test Date: 2022-08-31; Ambient Temp: 20.9; Tissue Temp: 20.8

Touch from Body, Front, WLAN(802.11n HT40) Ch. 46, Ant Internal, Ant.2 (Main)

Area Scan (18x45x1): Measurement grid: dx=10mm, dy=10mm
Zoom Scan (8x8x8)/Cube 0: Measurement grid: dx=4mm, dy=4mm, dz=1.4mm, Graded Ratio:1.4
Power Drift = 0.00 dB
Peak SAR (extrapolated) = 0.0620 W/kg
SAR(1 g) = 0.016 W/kg; SAR(10 g) = 0.0054 W/kg

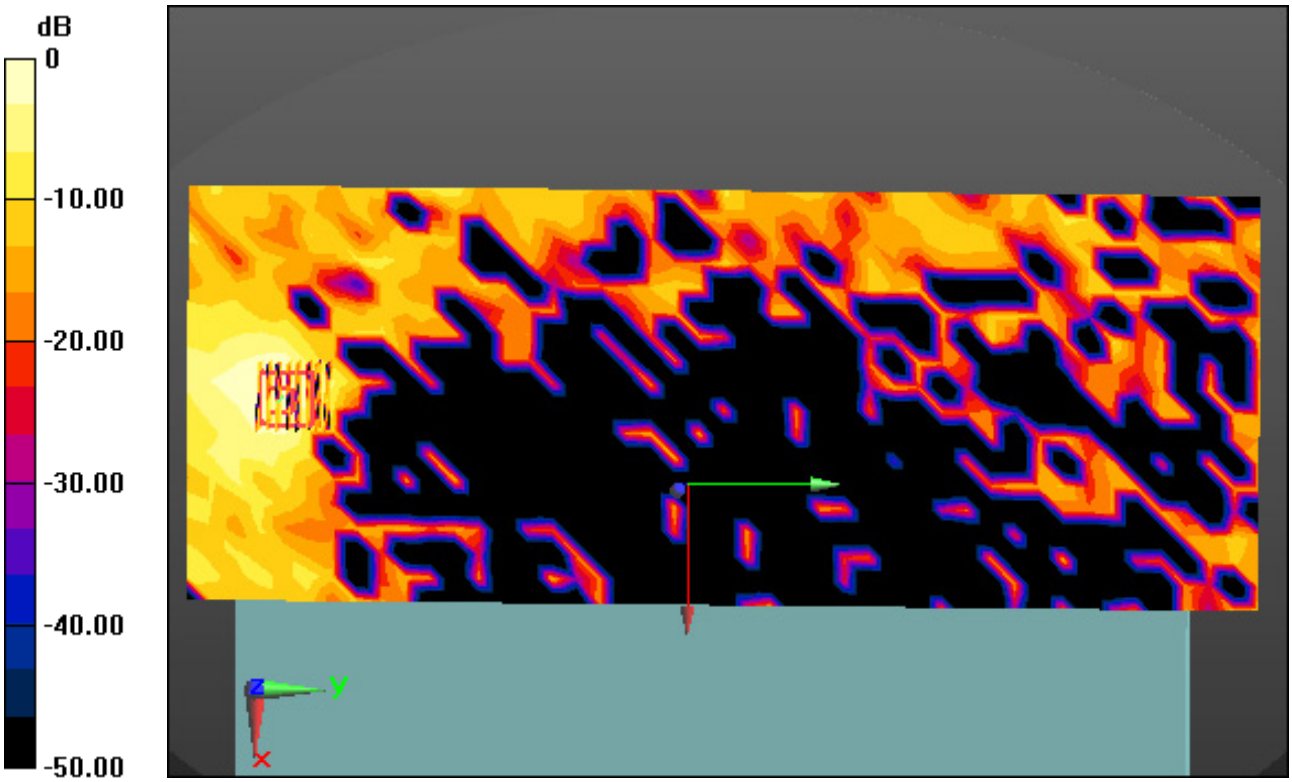

0 dB = 0.0370 W/kg

Dt&C Co., Ltd.

DUT: 14HQ901G-B; Type: X-ray Detector

Communication System: UID 0, 00_W-LAN 5G (0); Frequency: 5230 MHz;Duty Cycle: 1:1
Medium parameters used: f = 5230 MHz; σ = 4.558 S/m; ε_r = 34.914; ρ = 1000 kg/m^3
Phantom section: Flat Section

DASY5 Configuration:
Probe: EX3DV4 - SN7368; ConvF(5.65, 5.65, 5.65); Calibrated: 11/22/2021 Electronics: DAE4 Sn1335
Sensor-Surface: 1.4mm (Mechanical Surface Detection)
Phantom: ELI v6.0_Left_20170922; Type: QDOVA003AA; Serial: 2039
Measurement SW: DASY52, Version 52.10 (3); SEMCAD X Version 14.6.13 (7474)

Test Date: 2022-08-31; Ambient Temp: 20.9; Tissue Temp: 20.8

Touch from Body, Front, WLAN(802.11n HT40) Ch. 46, Ant Internal, MIMO

Area Scan (18x45x1): Measurement grid: dx=10mm, dy=10mm
Zoom Scan (8x8x8)/Cube 0: Measurement grid: dx=4mm, dy=4mm, dz=1.4mm, Graded Ratio:1.4
Power Drift = 0.06 dB
Peak SAR (extrapolated) = 0.0740 W/kg
SAR(1 g) = 0.022 W/kg; SAR(10 g) = 0.008 W/kg

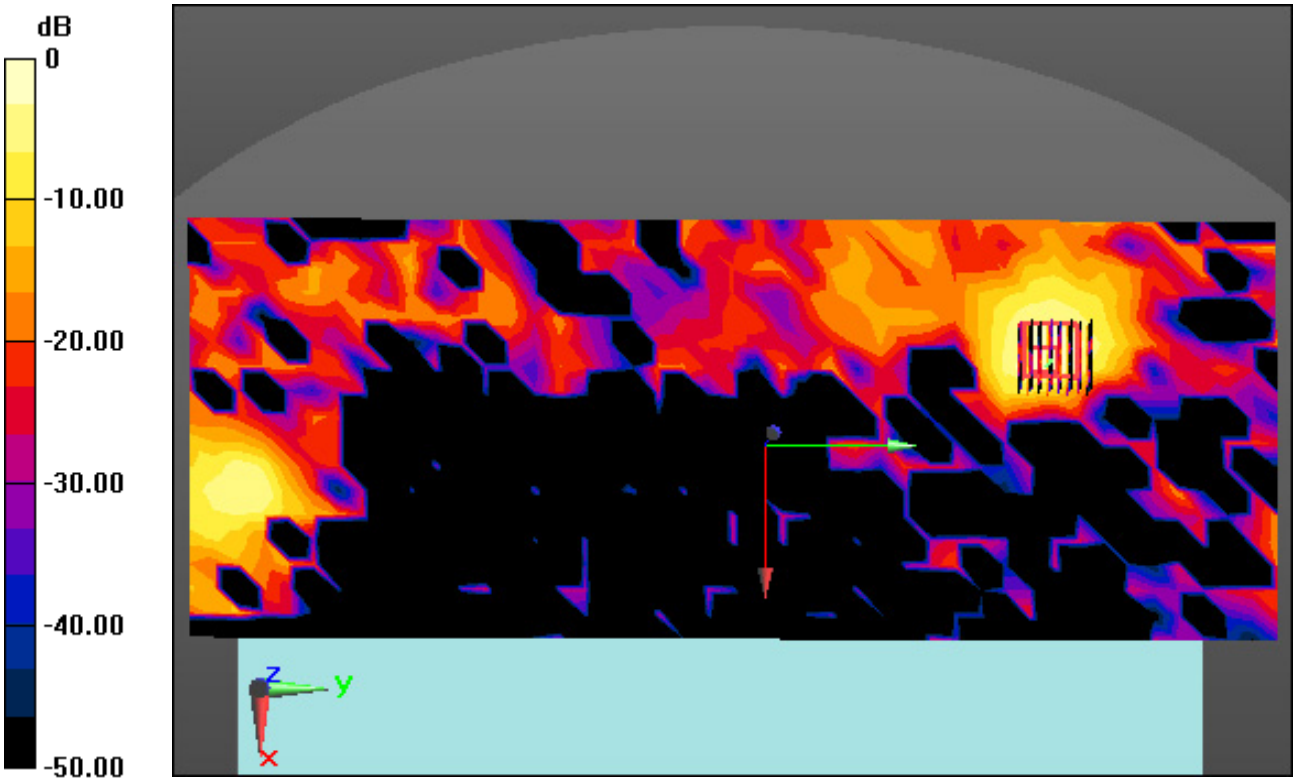

0 dB = 0.0487 W/kg

DUT: 14HQ901G-B; Type: X-ray Detector

Communication System: UID 0, 5 GHz W-LAN(KC) (0); Frequency: 5270 MHz;Duty Cycle: 1:1
Medium parameters used: f = 5270 MHz; σ = 4.605 S/m; ε_r = 34.831; ρ = 1000 kg/m^3
Phantom section: Flat Section

DASY5 Configuration:
Probe: EX3DV4 - SN7368; ConvF(5.4, 5.4, 5.4); Calibrated: 11/22/2021 Electronics: DAE4 Sn1335
Sensor-Surface: 1.4mm (Mechanical Surface Detection)
Phantom: ELI v6.0_Left_20170922; Type: QDOVA003AA; Serial: 2039
Measurement SW: DASY52, Version 52.10 (3); SEMCAD X Version 14.6.13 (7474)

Test Date: 2022-08-31; Ambient Temp: 20.9; Tissue Temp: 20.8

Touch from Body, Front, WLAN(802.11ac VHT40) Ch. 54, Ant Internal, Ant.1 (Aux)

Area Scan (18x45x1): Measurement grid: dx=10mm, dy=10mm
Zoom Scan (8x8x8)/Cube 0: Measurement grid: dx=4mm, dy=4mm, dz=1.4mm, Graded Ratio:1.4
Power Drift = -0.09 dB
Peak SAR (extrapolated) = 0.0810 W/kg
SAR(1 g) = 0.025 W/kg; SAR(10 g) = 0.009 W/kg

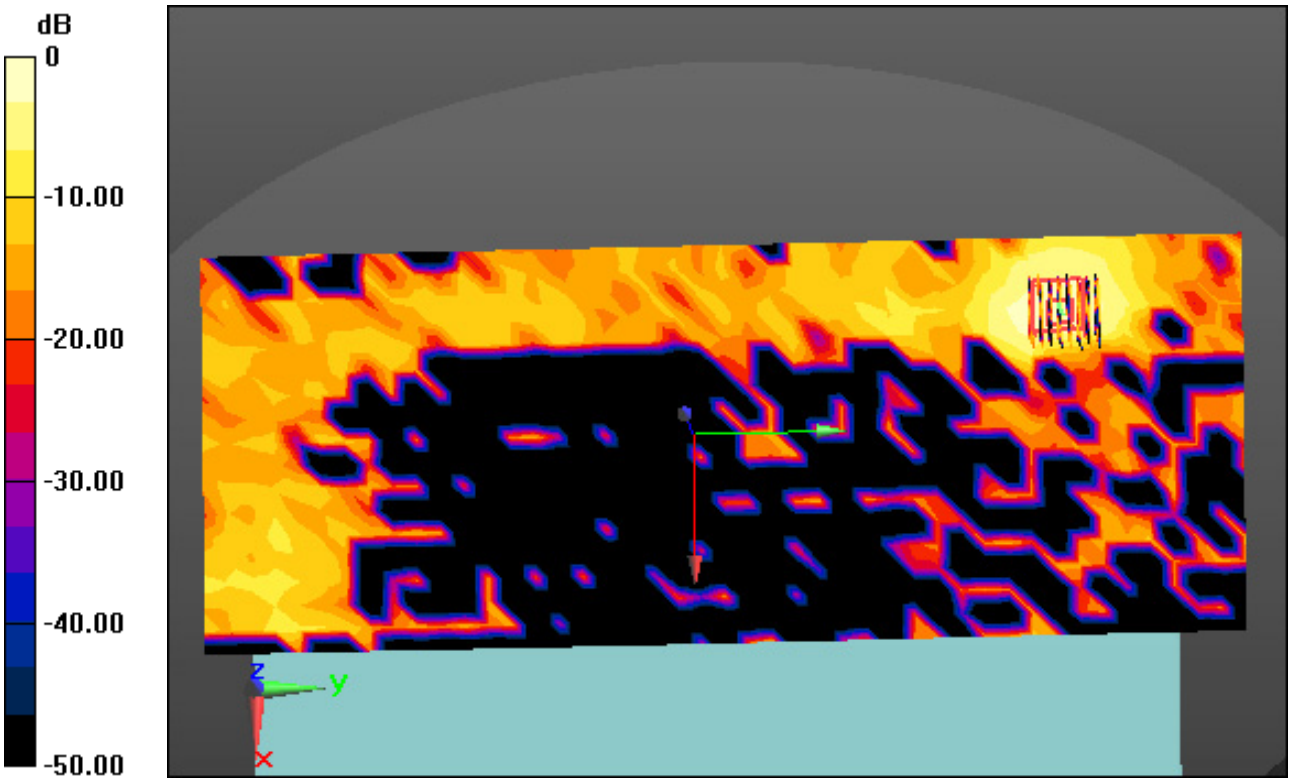

0 dB = 0.0563 W/kg

Dt&C Co., Ltd.

DUT: 14HQ901G-B; Type: X-ray Detector

Communication System: UID 0, 00_W-LAN 5G (0); Frequency: 5270 MHz;Duty Cycle: 1:1
Medium parameters used: f = 5270 MHz; σ = 4.605 S/m; ε_r = 34.831; ρ = 1000 kg/m^3
Phantom section: Flat Section

DASY5 Configuration:
Probe: EX3DV4 - SN7368; ConvF(5.4, 5.4, 5.4); Calibrated: 11/22/2021 Electronics: DAE4 Sn1335
Sensor-Surface: 1.4mm (Mechanical Surface Detection)
Phantom: ELI v6.0_Left_20170922; Type: QDOVA003AA; Serial: 2039
Measurement SW: DASY52, Version 52.10 (3); SEMCAD X Version 14.6.13 (7474)

Test Date: 2022-08-31; Ambient Temp: 20.9; Tissue Temp: 20.8

Touch from Body, Front, WLAN(802.11ac VHT40) Ch. 54, Ant Internal, Ant.2 (Main)

Area Scan (18x45x1): Measurement grid: dx=10mm, dy=10mm
Zoom Scan (8x8x8)/Cube 0: Measurement grid: dx=4mm, dy=4mm, dz=1.4mm, Graded Ratio:1.4
Power Drift = -0.04 dB
Peak SAR (extrapolated) = 0.0820 W/kg
SAR(1 g) = 0.021 W/kg; SAR(10 g) = 0.007 W/kg

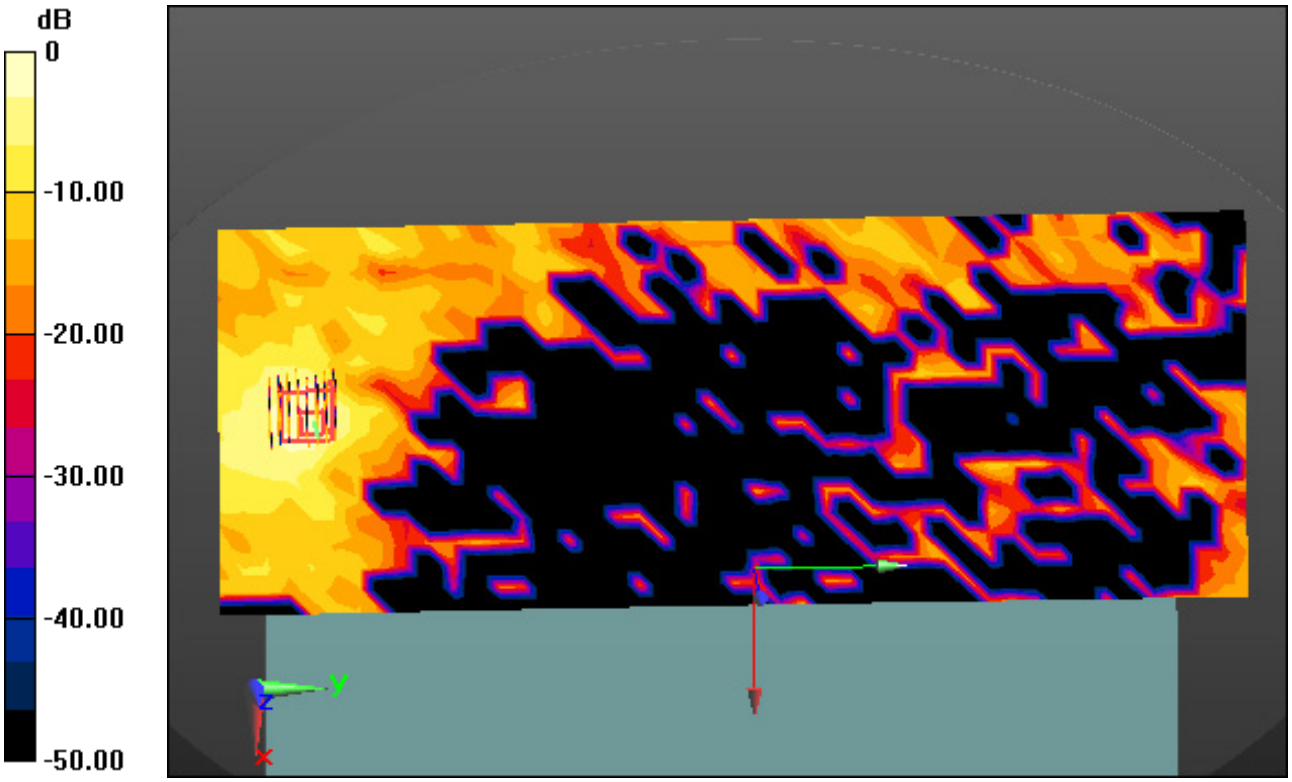

0 dB = 0.0516 W/kg

DUT: 14HQ901G-B; Type: X-ray Detector

Communication System: UID 0, 5 GHz W-LAN(KC) (0); Frequency: 5270 MHz;Duty Cycle: 1:1
Medium parameters used: f = 5270 MHz; σ = 4.605 S/m; ε_r = 34.831; ρ = 1000 kg/m^3
Phantom section: Flat Section

DASY5 Configuration:
Probe: EX3DV4 - SN7368; ConvF(5.4, 5.4, 5.4); Calibrated: 11/22/2021 Electronics: DAE4 Sn1335
Sensor-Surface: 1.4mm (Mechanical Surface Detection)
Phantom: ELI v6.0_Left_20170922; Type: QDOVA003AA; Serial: 2039
Measurement SW: DASY52, Version 52.10 (3); SEMCAD X Version 14.6.13 (7474)

Test Date: 2022-08-31; Ambient Temp: 20.9; Tissue Temp: 20.8

Touch from Body, Front, WLAN(802.11ac VHT40) Ch. 54, Ant Internal, MIMO

Area Scan (18x45x1): Measurement grid: dx=10mm, dy=10mm
Zoom Scan (8x8x8)/Cube 0: Measurement grid: dx=4mm, dy=4mm, dz=1.4mm, Graded Ratio:1.4
Power Drift = -0.17 dB
Peak SAR (extrapolated) = 0.0910 W/kg
SAR(1 g) = 0.027 W/kg; SAR(10 g) = 0.010 W/kg

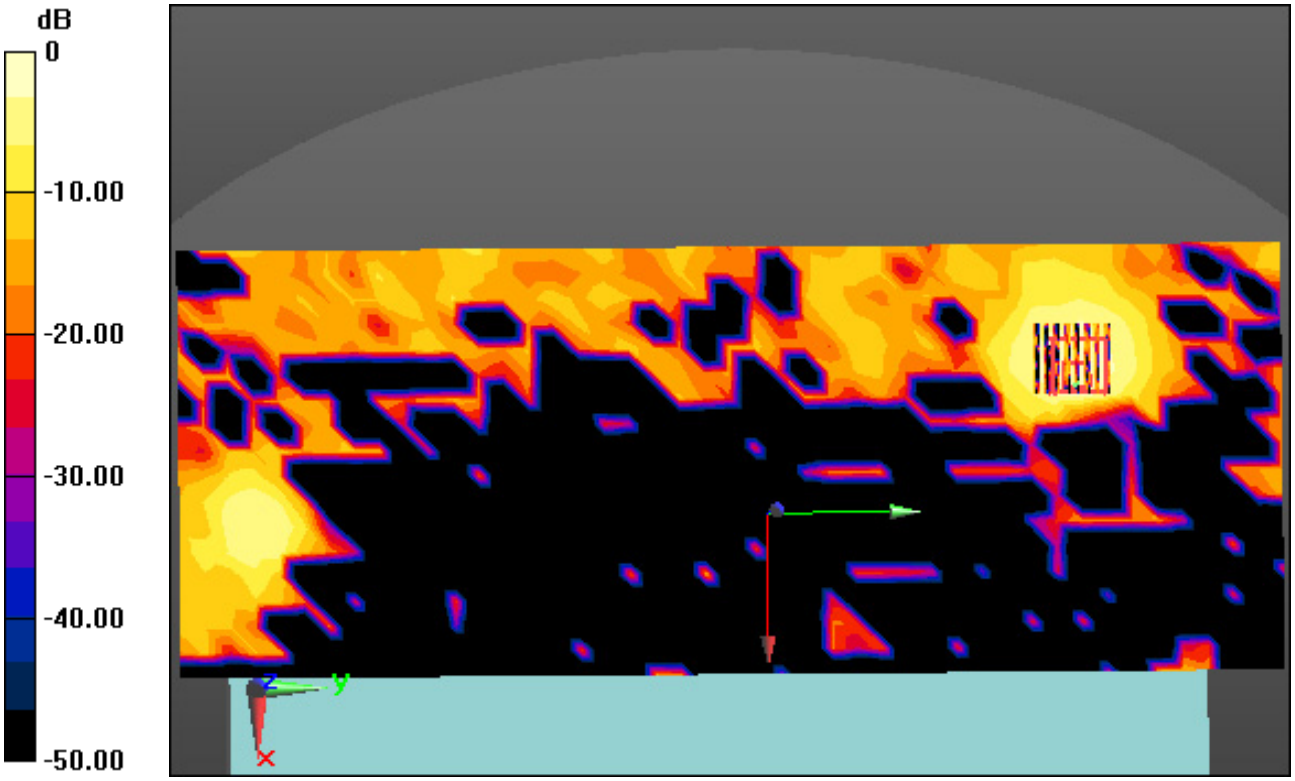

0 dB = 0.0614 W/kg

DUT: 14HQ901G-B; Type: X-ray Detector

Communication System: UID 0, 00_W-LAN 5G (0); Frequency: 5710 MHz;Duty Cycle: 1:1
Medium parameters used: f = 5710 MHz; σ = 5.141 S/m; ε_r = 35.982; ρ = 1000 kg/m^3
Phantom section: Flat Section

DASY5 Configuration:
Probe: EX3DV4 - SN7368; ConvF(5.03, 5.03, 5.03); Calibrated: 11/22/2021 Electronics: DAE4 Sn1335
Sensor-Surface: 1.4mm (Mechanical Surface Detection)
Phantom: ELI v6.0_Left_20170922; Type: QDOVA003AA; Serial: 2039
Measurement SW: DASY52, Version 52.10 (3); SEMCAD X Version 14.6.13 (7474)

Test Date: 2022-09-01; Ambient Temp: 20.8; Tissue Temp: 20.7

Touch from Body, Front, WLAN(802.11n HT40) Ch. 142, Ant Internal, Ant.1 (Aux)

Area Scan (18x45x1): Measurement grid: dx=10mm, dy=10mm
Zoom Scan (8x8x8)/Cube 0: Measurement grid: dx=4mm, dy=4mm, dz=1.4mm, Graded Ratio:1.4
Power Drift = 0.16 dB
Peak SAR (extrapolated) = 0.102 W/kg
SAR(1 g) = 0.005 W/kg; SAR(10 g) = 0.0007 W/kg

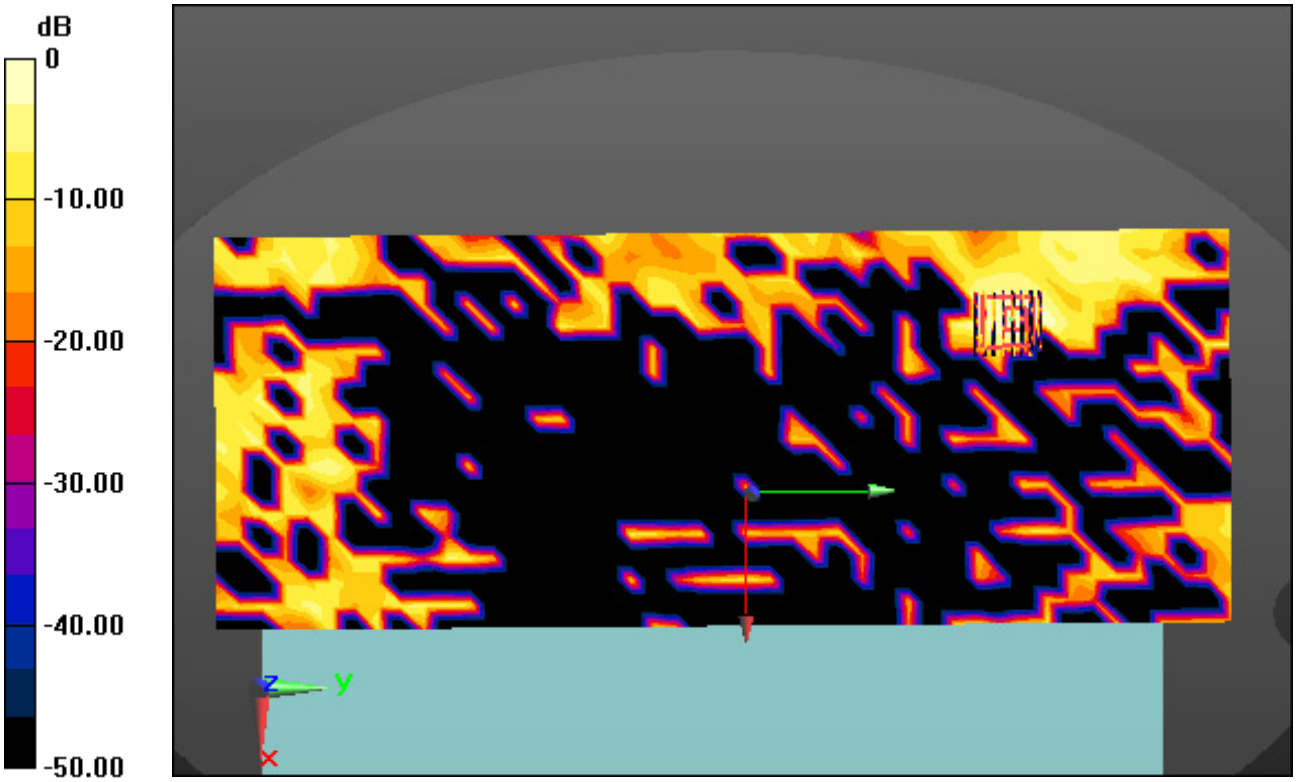

0 dB = 0.0177 W/kg

DUT: 14HQ901G-B; Type: X-ray Detector

Communication System: UID 0, 00_W-LAN 5G (0); Frequency: 5710 MHz;Duty Cycle: 1:1
Medium parameters used: f = 5710 MHz; σ = 5.141 S/m; ε_r = 35.982; ρ = 1000 kg/m^3
Phantom section: Flat Section

DASY5 Configuration:
Probe: EX3DV4 - SN7368; ConvF(5.03, 5.03, 5.03); Calibrated: 11/22/2021 Electronics: DAE4 Sn1335
Sensor-Surface: 1.4mm (Mechanical Surface Detection)
Phantom: ELI v6.0_Left_20170922; Type: QDOVA003AA; Serial: 2039
Measurement SW: DASY52, Version 52.10 (3); SEMCAD X Version 14.6.13 (7474)

Test Date: 2022-09-01; Ambient Temp: 20.8; Tissue Temp: 20.7

Touch from Body, Front, WLAN(802.11n HT40) Ch. 142, Ant Internal, Ant.2 (Main)

Area Scan (18x45x1): Measurement grid: dx=10mm, dy=10mm
Zoom Scan (8x8x8)/Cube 0: Measurement grid: dx=4mm, dy=4mm, dz=1.4mm, Graded Ratio:1.4
Power Drift = 0.14 dB
Peak SAR (extrapolated) = 0.104 W/kg
SAR(1 g) = 0.024 W/kg; SAR(10 g) = 0.00918 W/kg



0 dB = 0.0616 W/kg

Dt&C Co., Ltd.

DUT: 14HQ901G-B; Type: X-ray Detector

Communication System: UID 0, 00_W-LAN 5G (0); Frequency: 5710 MHz;Duty Cycle: 1:1
Medium parameters used: f = 5710 MHz; σ = 5.141 S/m; ε_r = 35.982; ρ = 1000 kg/m^3
Phantom section: Flat Section

DASY5 Configuration:
Probe: EX3DV4 - SN7368; ConvF(5.03, 5.03, 5.03); Calibrated: 11/22/2021 Electronics: DAE4 Sn1335
Sensor-Surface: 1.4mm (Mechanical Surface Detection)
Phantom: ELI v6.0_Left_20170922; Type: QDOVA003AA; Serial: 2039
Measurement SW: DASY52, Version 52.10 (3); SEMCAD X Version 14.6.13 (7474)

Test Date: 2022-09-01; Ambient Temp: 20.8; Tissue Temp: 20.7

Touch from Body, Front, WLAN(802.11n HT40) Ch. 142, Ant Internal, MIMO

Area Scan (18x45x1): Measurement grid: dx=10mm, dy=10mm
Zoom Scan (8x8x8)/Cube 0: Measurement grid: dx=4mm, dy=4mm, dz=1.4mm, Graded Ratio:1.4
Power Drift = 0.03 dB
Peak SAR (extrapolated) = 0.0770 W/kg
SAR(1 g) = 0.016 W/kg; SAR(10 g) = 0.006 W/kg

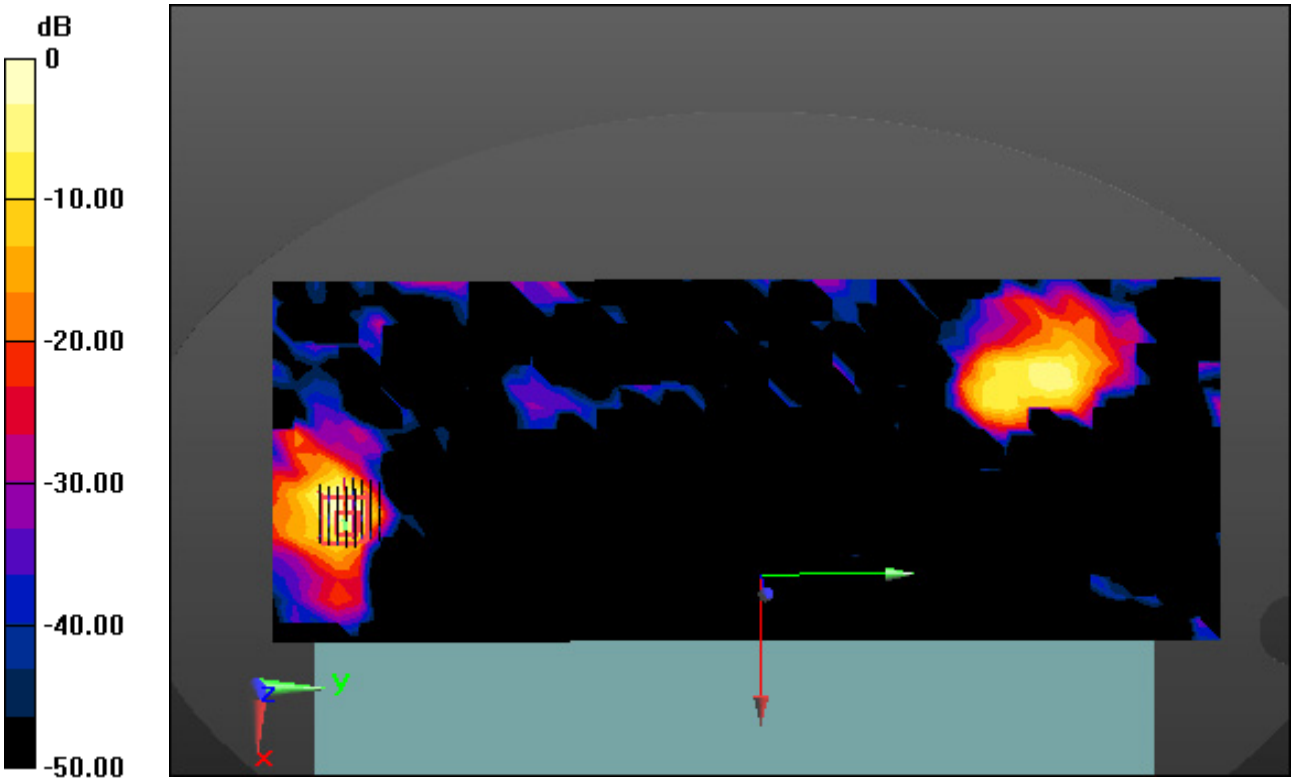

0 dB = 0.0403 W/kg

DUT: 14HQ901G-B; Type: X-ray Detector

Communication System: UID 0, 5 GHz W-LAN(KC) (0); Frequency: 5775 MHz;Duty Cycle: 1:1
Medium parameters used: f = 5775 MHz; σ = 5.211 S/m; ε_r = 35.864; ρ = 1000 kg/m^3
Phantom section: Flat Section

DASY5 Configuration:
Probe: EX3DV4 - SN7368; ConvF(5.03, 5.03, 5.03); Calibrated: 11/22/2021 Electronics: DAE4 Sn1335
Sensor-Surface: 1.4mm (Mechanical Surface Detection)
Phantom: ELI v6.0_Left_20170922; Type: QDOVA003AA; Serial: 2039
Measurement SW: DASY52, Version 52.10 (3); SEMCAD X Version 14.6.13 (7474)

Test Date: 2022-09-01; Ambient Temp: 20.8; Tissue Temp: 20.7

Touch from Body, Front, WLAN(802.11ac VHT80) Ch. 155, Ant Internal, Ant.1 (Aux)

Area Scan (18x45x1): Measurement grid: dx=10mm, dy=10mm
Zoom Scan (8x8x8)/Cube 0: Measurement grid: dx=4mm, dy=4mm, dz=1.4mm, Graded Ratio:1.4
Power Drift = 0.00 dB
Peak SAR (extrapolated) = 0.0500 W/kg
SAR(1 g) = 0.005 W/kg; SAR(10 g) = 0.002 W/kg

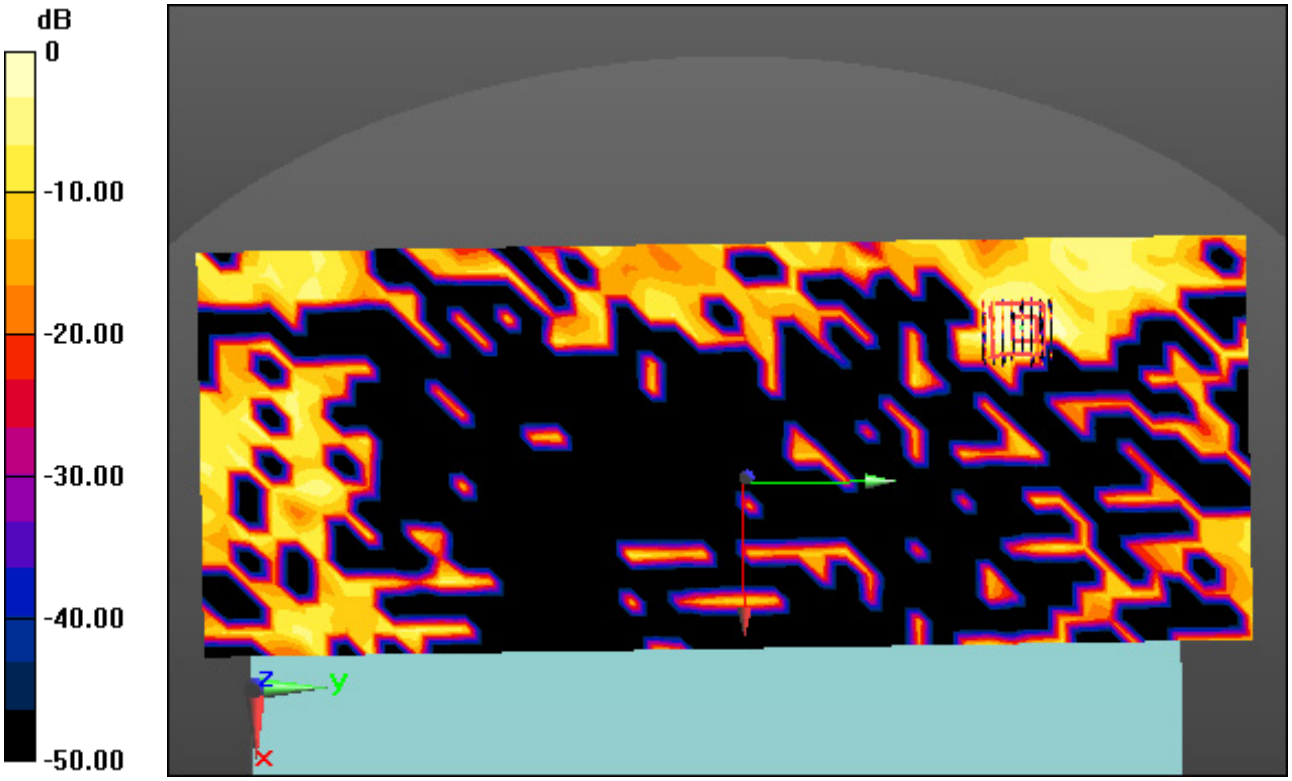

0 dB = 0.0166 W/kg

DUT: 14HQ901G-B; Type: X-ray Detector

Communication System: UID 0, 5 GHz W-LAN(KC) (0); Frequency: 5775 MHz;Duty Cycle: 1:1
Medium parameters used: f = 5775 MHz; σ = 5.211 S/m; ε_r = 35.864; ρ = 1000 kg/m^3
Phantom section: Flat Section

DASY5 Configuration:
Probe: EX3DV4 - SN7368; ConvF(5.03, 5.03, 5.03); Calibrated: 11/22/2021 Electronics: DAE4 Sn1335
Sensor-Surface: 1.4mm (Mechanical Surface Detection)
Phantom: ELI v6.0_Left_20170922; Type: QDOVA003AA; Serial: 2039
Measurement SW: DASY52, Version 52.10 (3); SEMCAD X Version 14.6.13 (7474)

Test Date: 2022-09-01; Ambient Temp: 20.8; Tissue Temp: 20.7

Touch from Body, Front, WLAN(802.11ac VHT80) Ch. 155, Ant Internal, Ant.2 (Main)

Area Scan (18x45x1): Measurement grid: dx=10mm, dy=10mm
Zoom Scan (8x8x8)/Cube 0: Measurement grid: dx=4mm, dy=4mm, dz=1.4mm, Graded Ratio:1.4
Power Drift = 0.06 dB
Peak SAR (extrapolated) = 0.125 W/kg
SAR(1 g) = 0.009 W/kg; SAR(10 g) = 0.003 W/kg



0 dB = 0.0304 W/kg

DUT: 14HQ901G-B; Type: X-ray Detector

Communication System: UID 0, 00_W-LAN 5G (0); Frequency: 5775 MHz;Duty Cycle: 1:1
Medium parameters used: f = 5775 MHz; σ = 5.211 S/m; ε_r = 35.864; ρ = 1000 kg/m^3
Phantom section: Flat Section

DASY5 Configuration:
Probe: EX3DV4 - SN7368; ConvF(5.03, 5.03, 5.03); Calibrated: 11/22/2021 Electronics: DAE4 Sn1335
Sensor-Surface: 1.4mm (Mechanical Surface Detection)
Phantom: ELI v6.0_Left_20170922; Type: QDOVA003AA; Serial: 2039
Measurement SW: DASY52, Version 52.10 (3); SEMCAD X Version 14.6.13 (7474)

Test Date: 2022-09-01; Ambient Temp: 20.8; Tissue Temp: 20.7

Touch from Body, Front, WLAN(802.11ac VHT80) Ch. 155, Ant Internal, MIMO

Area Scan (18x45x1): Measurement grid: dx=10mm, dy=10mm
Zoom Scan (8x8x8)/Cube 0: Measurement grid: dx=4mm, dy=4mm, dz=1.4mm, Graded Ratio:1.4
Power Drift = 0.14 dB
Peak SAR (extrapolated) = 0.0730 W/kg
SAR(1 g) = 0.015 W/kg; SAR(10 g) = 0.005 W/kg

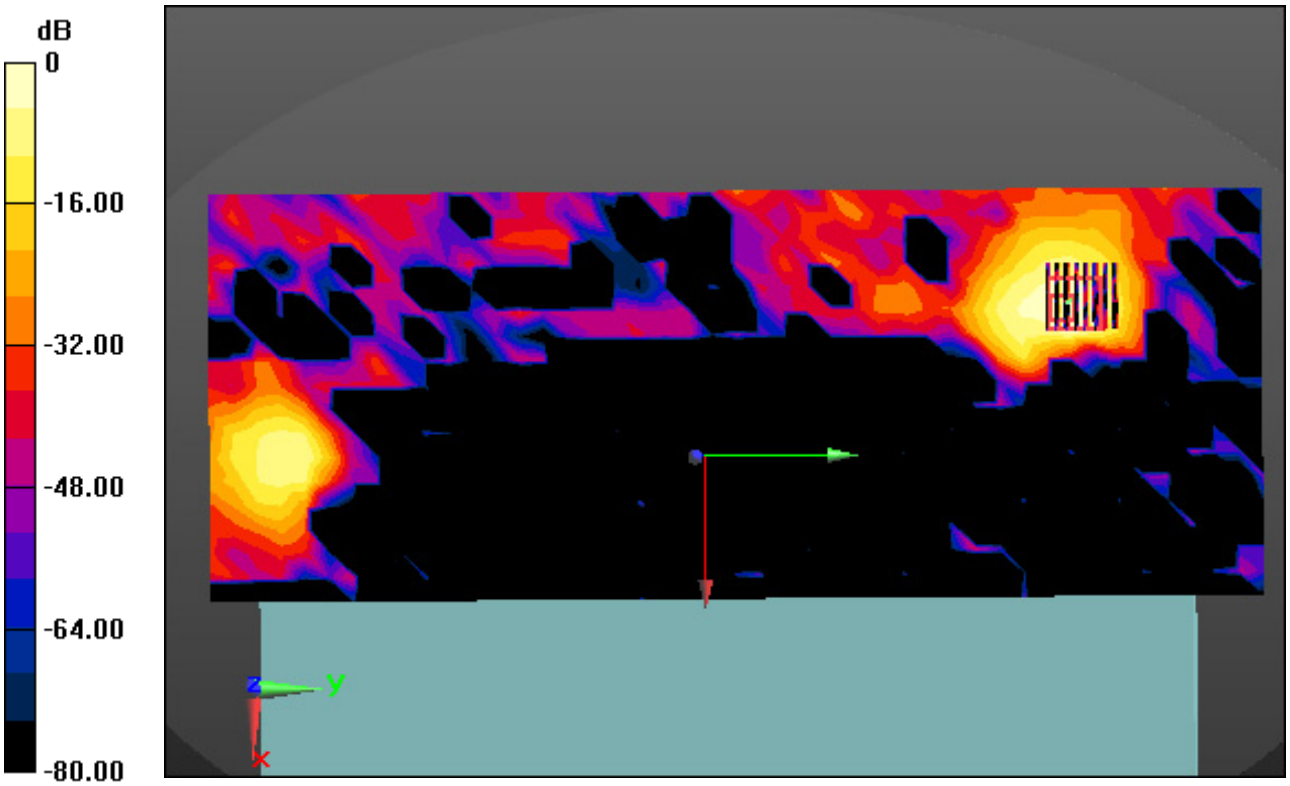

0 dB = 0.0426 W/kg