Test Plots (GFSK)

Dwell Time (CH.78)

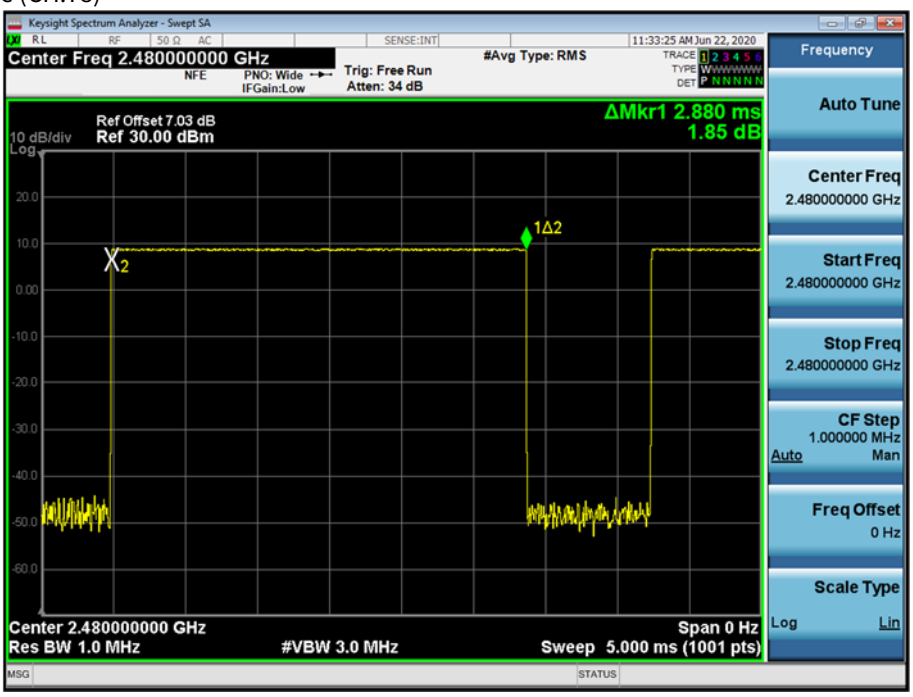

Test Plots (8DPSK)

Dwell Time (CH.0)

Test Plots (8DPSK)

Dwell Time (CH.39)

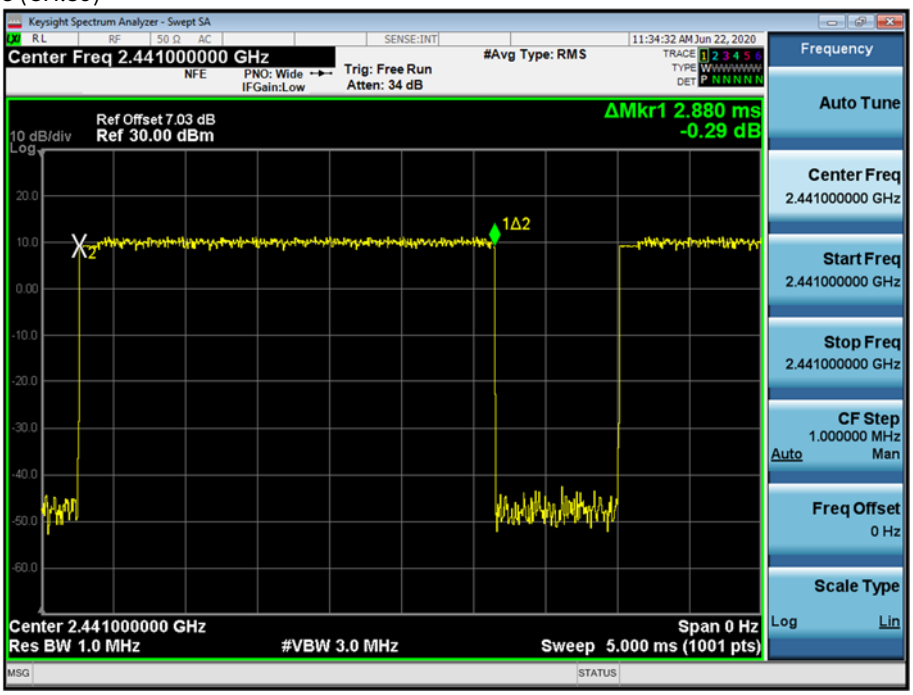

Test Plots (8DPSK)

Dwell Time (CH.78)

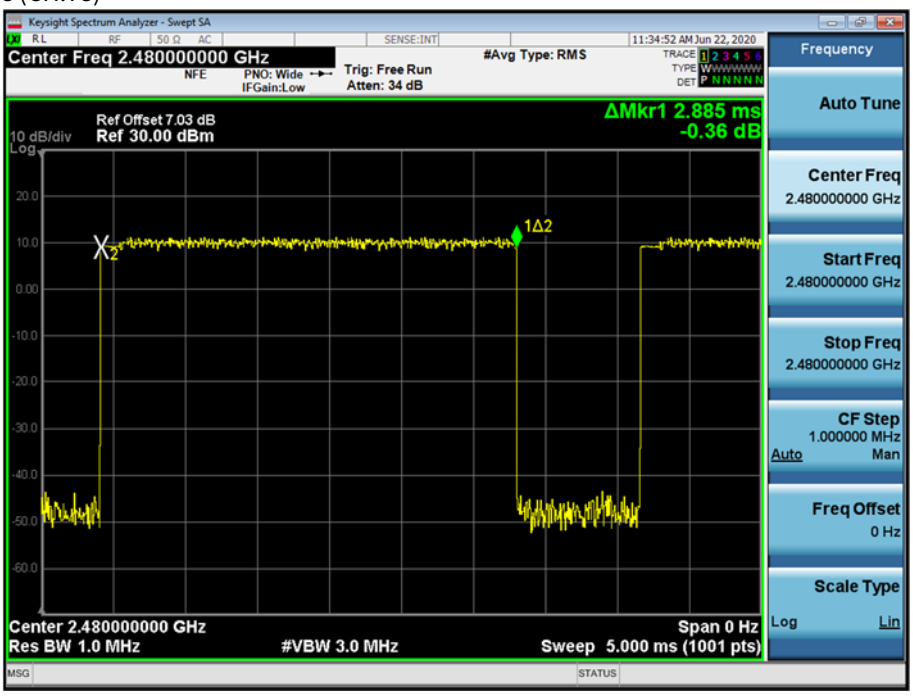

Test Plots (π/4DQPSK)

Dwell Time (CH.0)

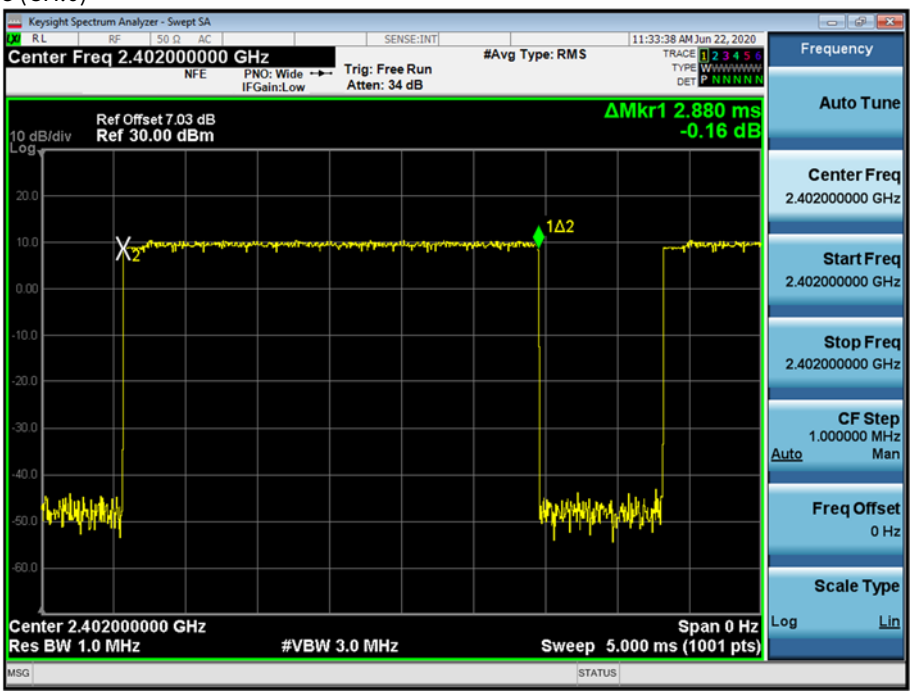

Test Plots (π/4DQPSK)

Dwell Time (CH.39)

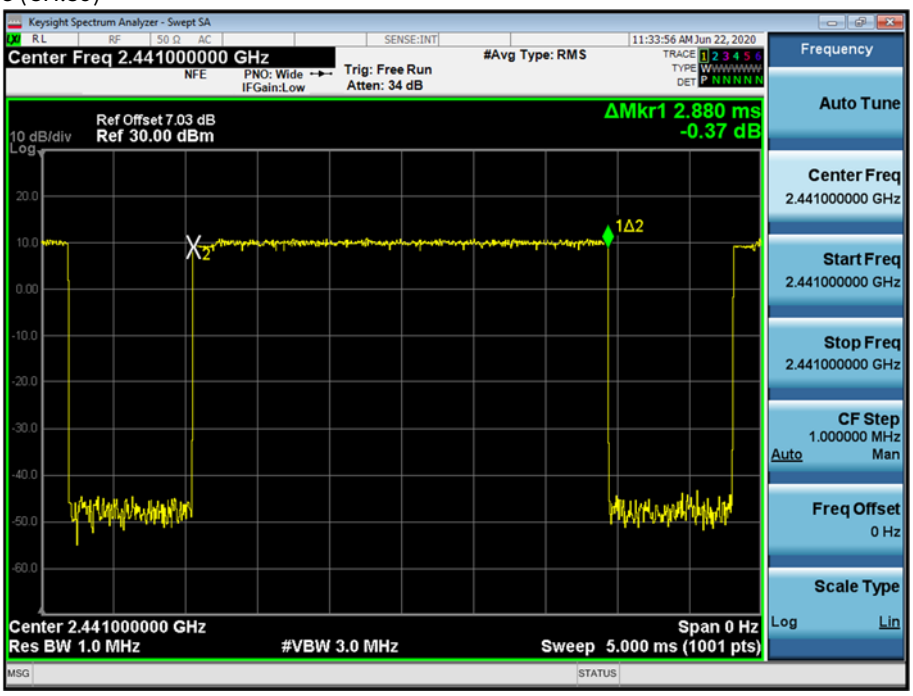

Test Plots (π/4DQPSK)

Dwell Time (CH.78)

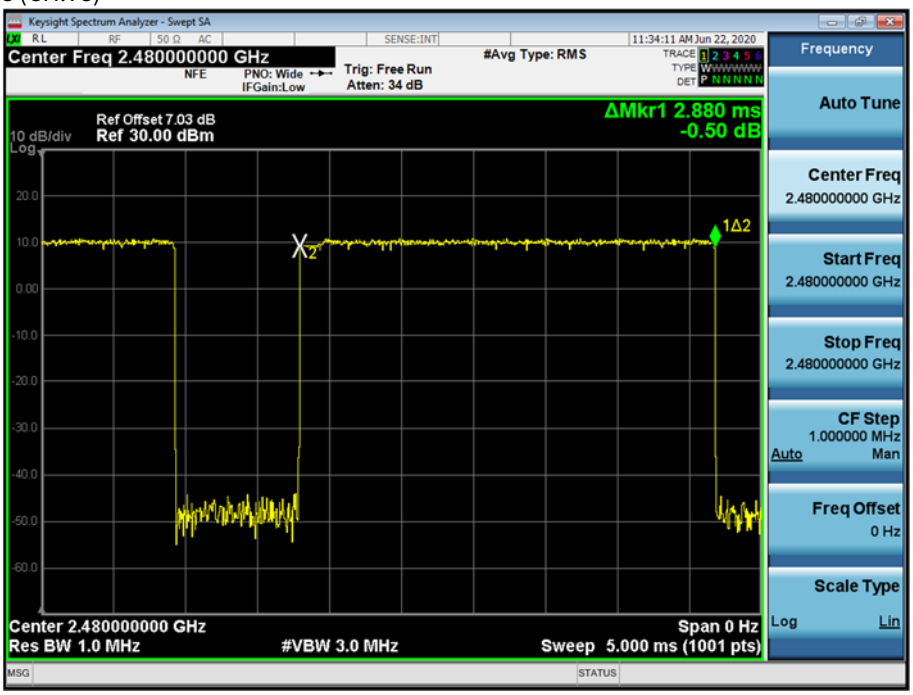

10.6 SPURIOUS EMISSIONS

10.6.1 CONDUCTED SPURIOUS EMISSIONS

Test Result : please refer to the plot below.
In order to simplify the report, attached plots were only the worst case channel and data rate.

Test Plots (8DPSK)- 30 MHz - 1 GHz

Spurious Emission (CH.39)

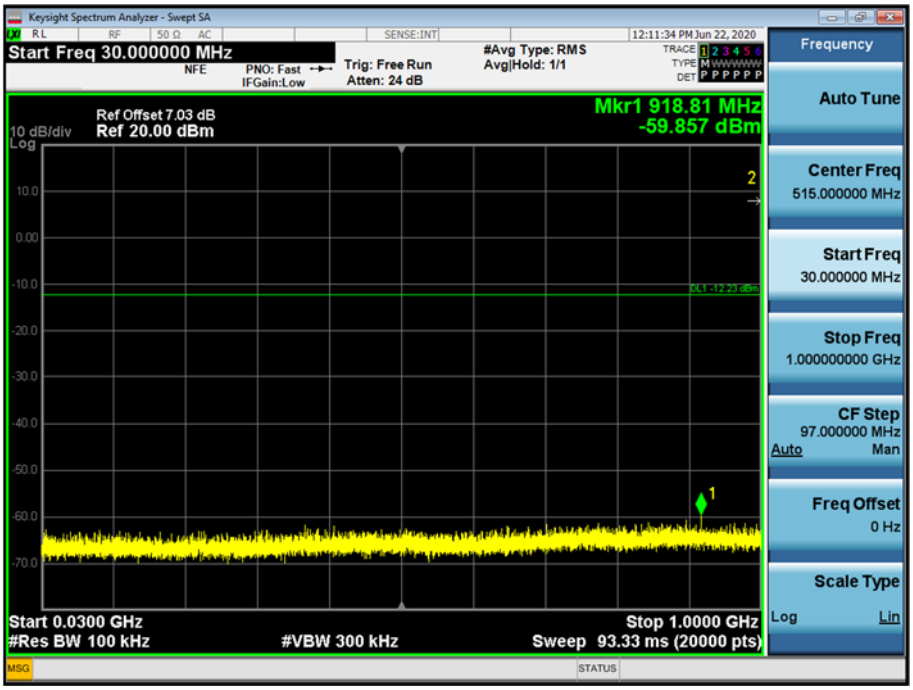

Test Plots (8DPSK)- 1 GHz – 3 GHz

Spurious Emission (CH.39)

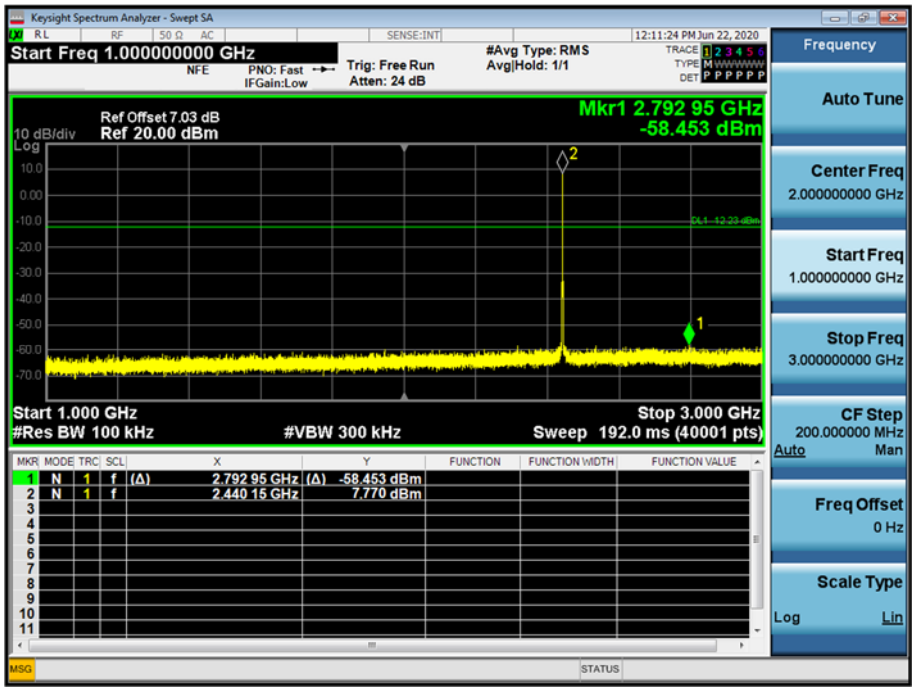

Test Plots (8DPSK)- 3 GHz - 5 GHz

Spurious Emission (CH.39)

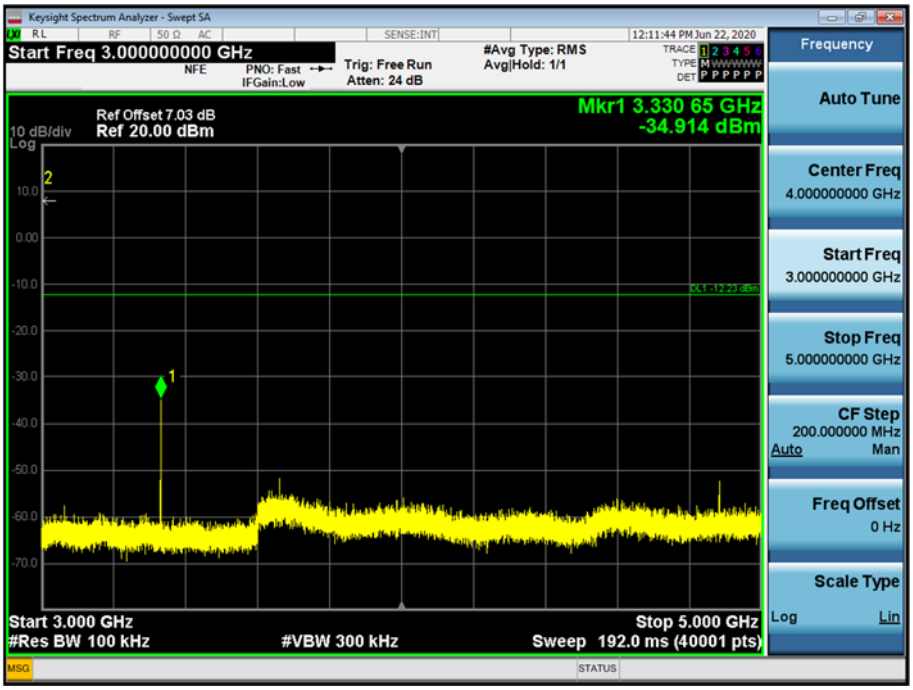

Test Plots (8DPSK)- 5 GHz - 7 GHz

Spurious Emission (CH.39)

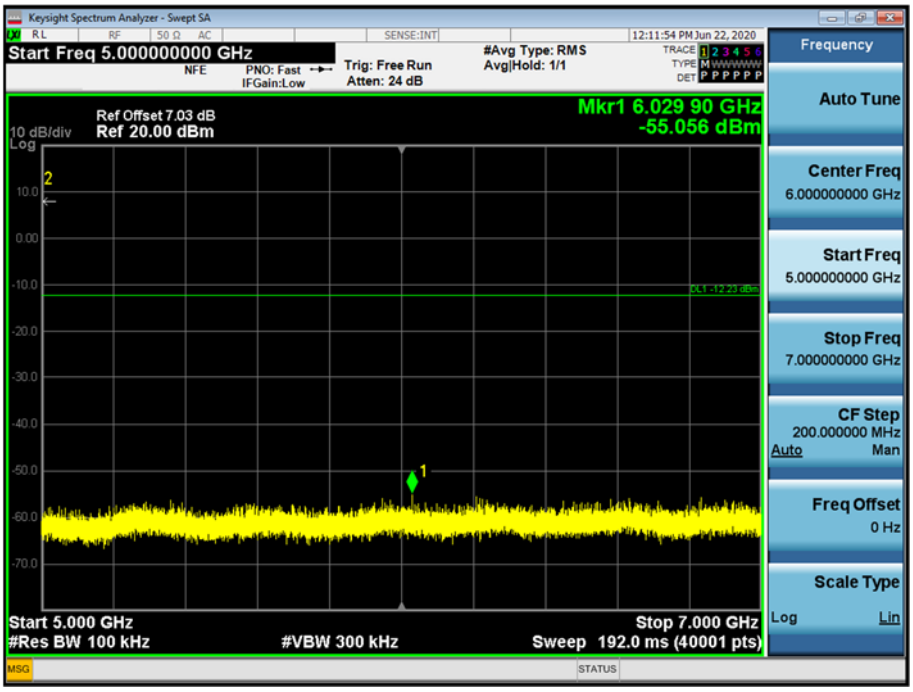

Test Plots (8DPSK)- 7 GHz - 9 GHz

Spurious Emission (CH.39)

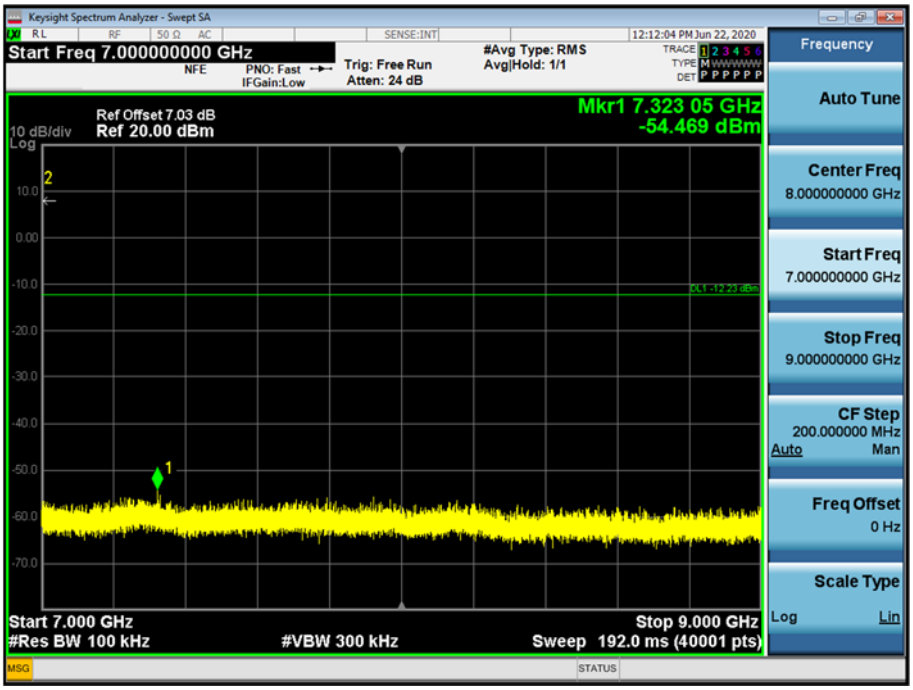

Test Plots (8DPSK)- 9 GHz - 11 GHz

Spurious Emission (CH.39)

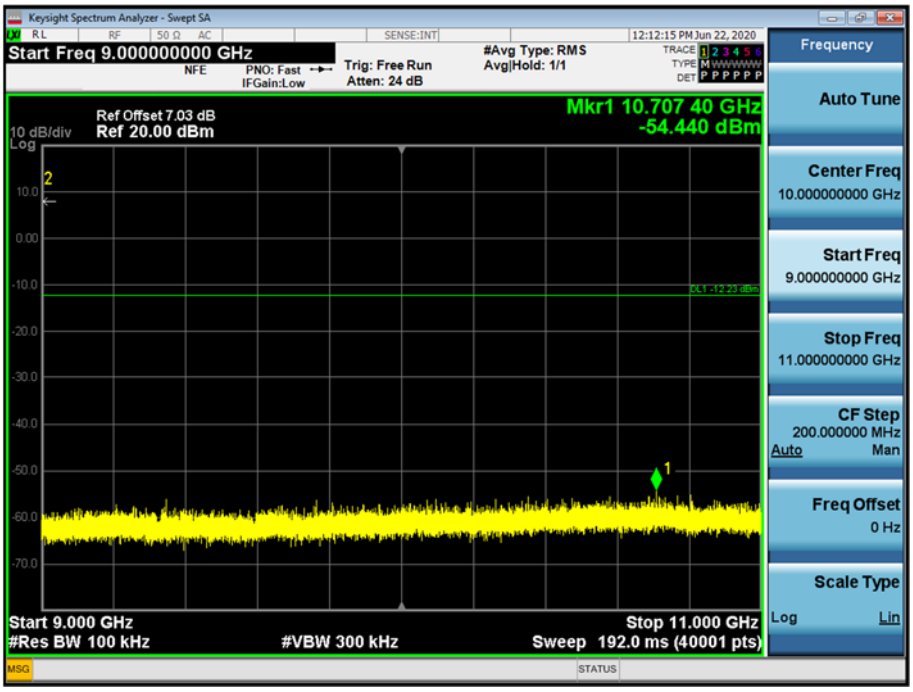

Test Plots (8DPSK) 11 GHz - 13 GHz

Spurious Emission (CH.39)

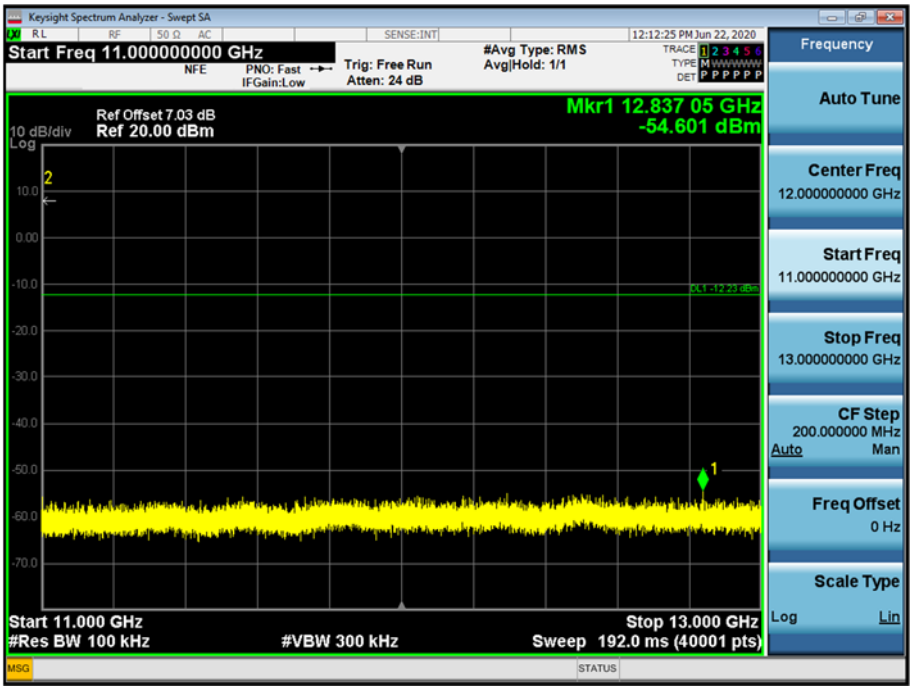

Test Plots (8DPSK)- 13 GHz – 15 GHz

Spurious Emission (CH.39)

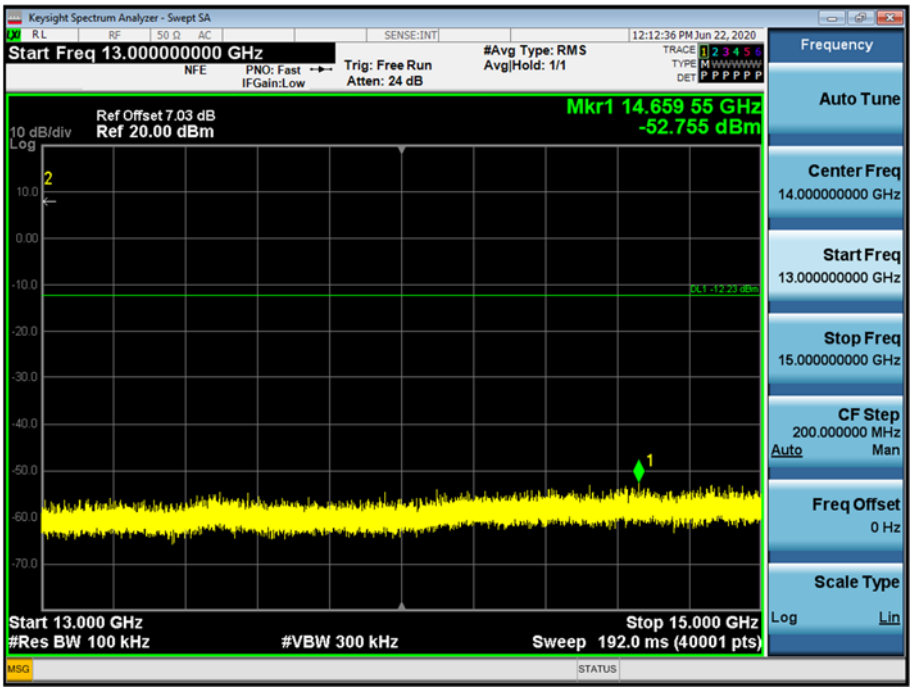

Test Plots (8DPSK)– 15 GHz - 17 GHz

Spurious Emission (CH.39)

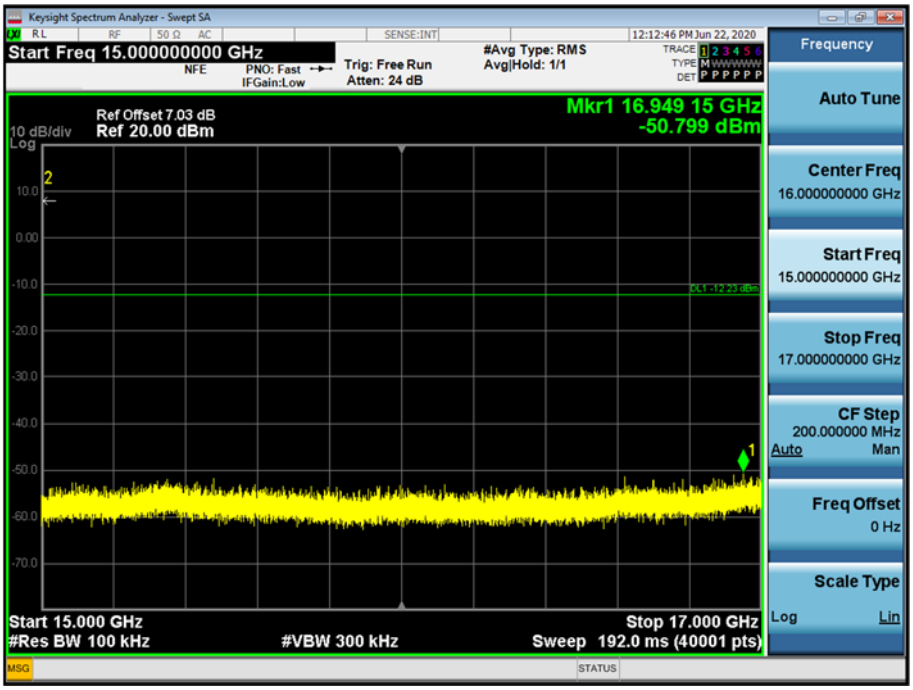

Test Plots (8DPSK)- 17 GHz - 19 GHz

Spurious Emission (CH.39)

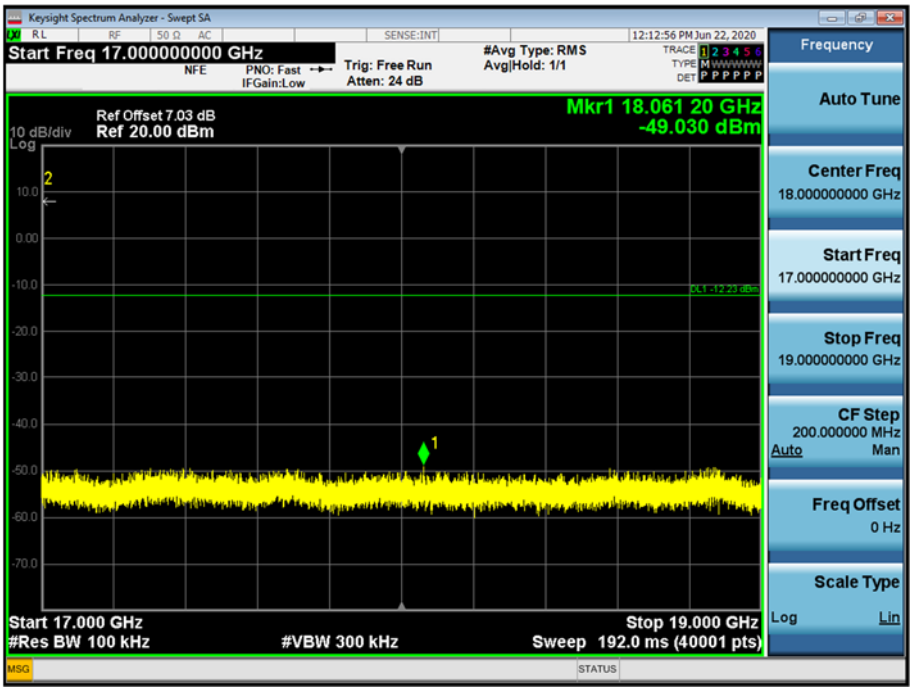

Test Plots (8DPSK)- 19 GHz - 21 GHz

Spurious Emission (CH.39)

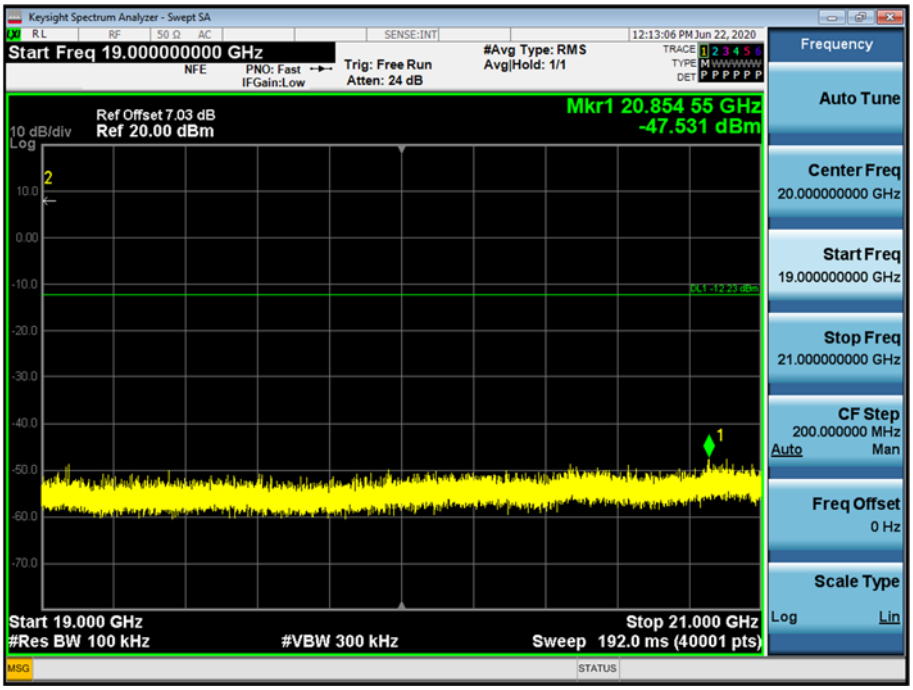

Test Plots (8DPSK)- 21 GHz - 23 GHz

Spurious Emission (CH.39)

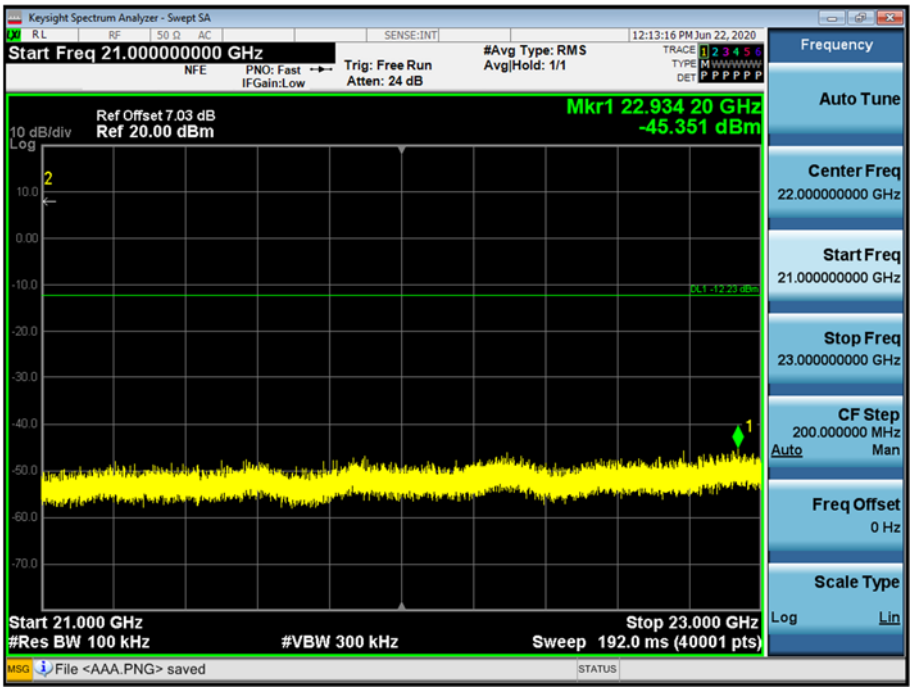

Test Plots (8DPSK)- 23 GHz - 25 GHz

Spurious Emission (CH.39)

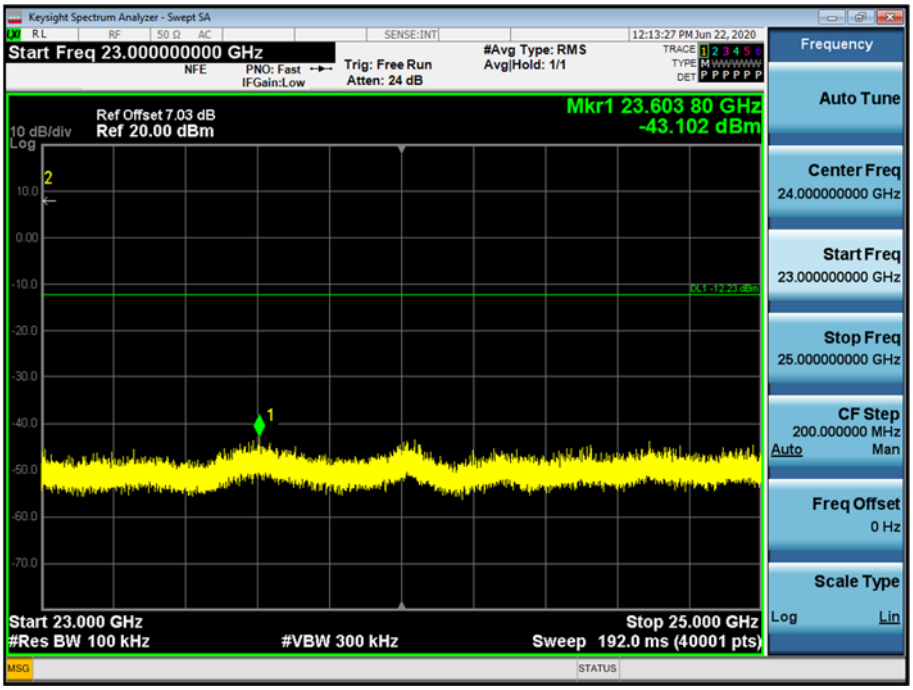

10.6.2 RADIATED SPURIOUS EMISSIONS

Frequency Range : 9 kHz – 30MHz

Frequency	Reading	Ant. factor	Cable loss	Ant. POL	Total	Limit	Margin
MHz	dBuV/m	dBm/m	dBm	(H/V)	dBuV/m	dBuV/m	dB
No Critical peaks found							

Note:

1. The reading of emissions are attenuated more than 20 dB below the permissible limits or the field strength is too small to be measured.
2. Distance extrapolation factor = 40log (specific distance / test distance) (dB)
3. Limit line = specific Limits (dBuV) + Distance extrapolation factor
4. Radiated test is performed with hopping off.

Frequency Range : Below 1 GHz

Frequency	Reading	Ant. factor	Cable loss	Ant. POL	Total	Limit	Margin
MHz	dBuV/m	dBm/m	dBm	(H/V)	dBuV/m	dBuV/m	dB
No Critical peaks found							

Note:

1. Radiated emissions measured in frequency range from 30 MHz to 1000 MHz were made with an instrument using Quasi peak detector mode.
2. Radiated test is performed with hopping off.

Frequency Range : Above 1 GHz

Operation Mode: CH Low(GFSK)

Frequency [MHz]	Reading dBuV	A.F+C.L-A.G+D.F [dB]	ANT. POL [H/V]	Total [dBuV/m]	Limit [dBuV/m]	Margin [dB]	Detect
4804	44.51	2.17	V	46.68	73.98	27.30	PK
4804	32.83	2.17	V	35	53.98	18.98	AV
7206	43.82	8.97	V	52.79	73.98	21.19	PK
7206	35.69	8.97	V	44.66	53.98	9.32	AV
4804	44.34	2.17	H	46.51	73.98	27.47	PK
4804	31.71	2.17	H	33.88	53.98	20.10	AV
7206	44.09	8.97	H	53.06	73.98	20.92	PK
7206	36.52	8.97	H	45.49	53.98	8.49	AV

Operation Mode: CH Mid(GFSK)

Frequency [MHz]	Reading dBuV	A.F+C.L-A.G+D.F [dB]	ANT. POL [H/V]	Total [dBuV/m]	Limit [dBuV/m]	Margin [dB]	Detect
4882	43.45	2.68	V	46.13	73.98	27.85	PK
4882	30.66	2.68	V	33.34	53.98	20.64	AV
7323	43.81	9.03	V	52.84	73.98	21.14	PK
7323	35.18	9.03	V	44.21	53.98	9.77	AV
4882	43.28	2.68	H	45.96	73.98	28.02	PK
4882	30.70	2.68	H	33.38	53.98	20.60	AV
7323	43.43	9.03	H	52.46	73.98	21.52	PK
7323	35.80	9.03	H	44.83	53.98	9.15	AV

Operation Mode: CH High(GFSK)

Frequency [MHz]	Reading dBuV	A.F+C.L-A.G+D.F [dB]	ANT. POL [H/V]	Total [dBuV/m]	Limit [dBuV/m]	Margin [dB]	Detect
4960	42.99	1.54	V	44.53	73.98	29.45	PK
4960	30.74	1.54	V	32.28	53.98	21.70	AV
7440	42.75	9.82	V	52.57	73.98	21.41	PK
7440	33.64	9.82	V	43.46	53.98	10.52	AV
4960	43.39	1.54	H	44.93	73.98	29.05	PK
4960	30.94	1.54	H	32.48	53.98	21.50	AV
7440	42.91	9.82	H	52.73	73.98	21.25	PK
7440	33.74	9.82	H	43.56	53.98	10.42	AV

Operation Mode: CH Low(π/4DQPSK)

Frequency [MHz]	Reading dBuV	A.F+C.L-A.G+D.F [dB]	ANT. POL [H/V]	Total [dBuV/m]	Limit [dBuV/m]	Margin [dB]	Detect
4804	45.22	2.17	V	47.39	73.98	26.59	PK
4804	32.98	2.17	V	35.15	53.98	18.83	AV
7206	44.18	8.97	V	53.15	73.98	20.83	PK
7206	34.42	8.97	V	43.39	53.98	10.59	AV
4804	44.47	2.17	H	46.64	73.98	27.34	PK
4804	31.69	2.17	H	33.86	53.98	20.12	AV
7206	44.92	8.97	H	53.89	73.98	20.09	PK
7206	35.21	8.97	H	44.18	53.98	9.80	AV

Operation Mode: CH Mid(π/4DQPSK)

Frequency [MHz]	Reading dBuV	A.F+C.L-A.G+D.F [dB]	ANT. POL [H/V]	Total [dBuV/m]	Limit [dBuV/m]	Margin [dB]	Detect
4882	43.19	2.68	V	45.87	73.98	28.11	PK
4882	30.67	2.68	V	33.35	53.98	20.63	AV
7323	43.61	9.03	V	52.64	73.98	21.34	PK
7323	34.09	9.03	V	43.12	53.98	10.86	AV
4882	44.00	2.68	H	46.68	73.98	27.30	PK
4882	30.47	2.68	H	33.15	53.98	20.83	AV
7323	44.50	9.03	H	53.53	73.98	20.45	PK
7323	34.59	9.03	H	43.62	53.98	10.36	AV

Operation Mode: CH High (π/4DQPSK)

Frequency [MHz]	Reading dBuV	A.F+C.L-A.G+D.F [dB]	ANT. POL [H/V]	Total [dBuV/m]	Limit [dBuV/m]	Margin [dB]	Detect
4960	43.96	1.54	V	45.50	73.98	28.48	PK
4960	30.93	1.54	V	32.47	53.98	21.51	AV
7440	42.73	9.82	V	52.55	73.98	21.43	PK
7440	32.68	9.82	V	42.5	53.98	11.48	AV
4960	43.99	1.54	H	45.53	73.98	28.45	PK
4960	30.80	1.54	H	32.34	53.98	21.64	AV
7440	42.87	9.82	H	52.69	73.98	21.29	PK
7440	32.67	9.82	H	42.49	53.98	11.49	AV

Operation Mode: CH Low(8DPSK)

Frequency [MHz]	Reading dBuV	A.F+C.L-A.G+D.F [dB]	ANT. POL [H/V]	Total [dBuV/m]	Limit [dBuV/m]	Margin [dB]	Detect
4804	45.43	2.17	V	47.60	73.98	26.38	PK
4804	32.77	2.17	V	34.94	53.98	19.04	AV
7206	44.41	8.97	V	53.38	73.98	20.60	PK
7206	34.39	8.97	V	43.36	53.98	10.62	AV
4804	44.70	2.17	H	46.87	73.98	27.11	PK
4804	31.63	2.17	H	33.8	53.98	20.18	AV
7206	45.05	8.97	H	54.02	73.98	19.96	PK
7206	35.31	8.97	H	44.28	53.98	9.70	AV

Operation Mode: CH Mid(8DPSK)

Frequency [MHz]	Reading dBuV	A.F+C.L-A.G+D.F [dB]	ANT. POL [H/V]	Total [dBuV/m]	Limit [dBuV/m]	Margin [dB]	Detect
4882	44.17	2.68	V	46.85	73.98	27.13	PK
4882	30.62	2.68	V	33.3	53.98	20.68	AV
7323	44.11	9.03	V	53.14	73.98	20.84	PK
7323	34.00	9.03	V	43.03	53.98	10.95	AV
4882	43.91	2.68	H	46.59	73.98	27.39	PK
4882	30.55	2.68	H	33.23	53.98	20.75	AV
7323	44.88	9.03	H	53.91	73.98	20.07	PK
7323	34.49	9.03	H	43.52	53.98	10.46	AV

Operation Mode: CH High(8DPSK)

Frequency [MHz]	Reading dBuV	A.F+C.L-A.G+D.F [dB]	ANT. POL [H/V]	Total [dBuV/m]	Limit [dBuV/m]	Margin [dB]	Detect
4960	43.13	1.54	V	44.67	73.98	29.31	PK
4960	30.45	1.54	V	31.99	53.98	21.99	AV
7440	43.02	9.82	V	52.84	73.98	21.14	PK
7440	32.49	9.82	V	42.31	53.98	11.67	AV
4960	43.73	1.54	H	45.27	73.98	28.71	PK
4960	30.77	1.54	H	32.31	53.98	21.67	AV
7440	43.25	9.82	H	53.07	73.98	20.91	PK
7440	32.68	9.82	H	42.5	53.98	11.48	AV

RESULT PLOTS

Radiated Spurious Emissions plot – Average Reading (GFSK, Ch.0 3rd Harmonic, X-H)

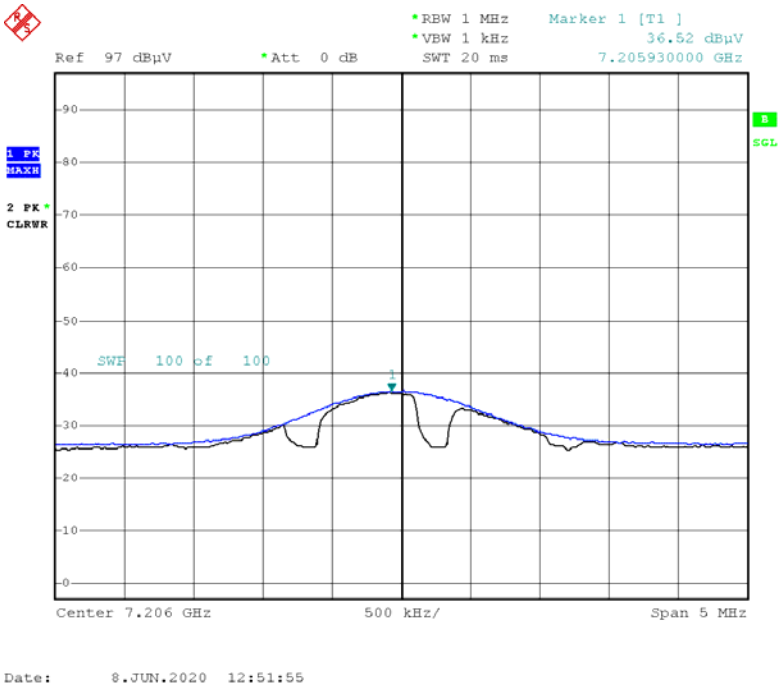

Radiated Spurious Emissions plot – Peak Reading (GFSK, Ch.0 3rd Harmonic, X-H)

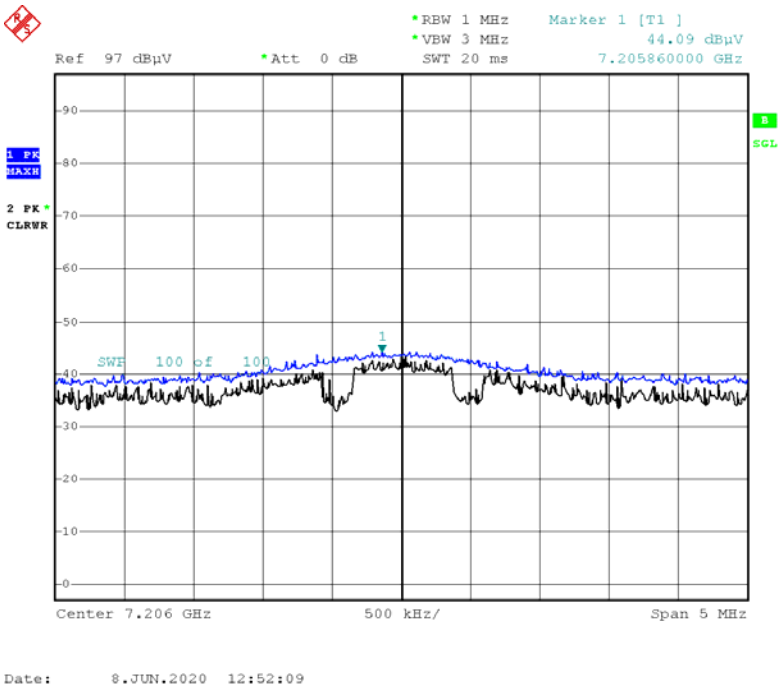

Note:

Plot of worst case are only reported.

10.6.3 RADIATED RESTRICTED BAND EDGES

Operation Mode	Normal(GFSK)
Operating Frequency	2402 MHz, 2480 MHz
Channel No	CH 0, CH 78

Frequency [MHz]	Reading dBuV	※ A.F+C.L +ATT+D.F [dB]	ANT. POL [H/V]	Total [dBuV/m]	Limit [dBuV/m]	Margin [dB]	Detect [dB]
2390.0	18.53	35.60	H	54.13	73.98	19.85	PK
2390.0	2.05	35.60	H	37.65	53.98	16.33	AV
2390.0	18.52	35.60	V	54.12	73.98	19.86	PK
2390.0	2.02	35.60	V	37.62	53.98	16.36	AV
2483.5	21.51	35.96	H	57.47	73.98	16.51	PK
2483.5	3.31	35.96	H	39.28	53.98	14.70	AV
2483.5	21.18	35.96	V	57.14	73.98	16.84	PK
2483.5	3.23	35.96	V	39.19	53.98	14.79	AV

Operation Mode	EDR(π/4DQPSK)
Operating Frequency	2402 MHz, 2480 MHz
Channel No	CH 0, CH 78

Frequency [MHz]	Reading dBuV	※ A.F+C.L +ATT+D.F [dB]	ANT. POL [H/V]	Total [dBuV/m]	Limit [dBuV/m]	Margin [dB]	Detect [dB]
2390.0	18.56	35.60	H	54.16	73.98	19.82	PK
2390.0	1.65	35.60	H	37.25	53.98	16.73	AV
2390.0	18.18	35.60	V	53.78	73.98	20.21	PK
2390.0	1.62	35.60	V	37.22	53.98	16.76	AV
2483.5	20.57	35.96	H	56.53	73.98	17.45	PK
2483.5	3.29	35.96	H	39.25	53.98	14.73	AV
2483.5	20.10	35.96	V	56.06	73.98	17.92	PK
2483.5	3.28	35.96	V	39.24	53.98	14.74	AV

Operation Mode	EDR(8DPSK)
Operating Frequency	2402 MHz, 2480 MHz
Channel No	CH 0, CH 78

Frequency [MHz]	Reading dBuV	※ A.F+C.L +ATT+D.F [dB]	ANT. POL [H/V]	Total [dBuV/m]	Limit [dBuV/m]	Margin [dB]	Detect [dB]
2390.0	18.68	35.60	H	54.28	73.98	19.70	PK
2390.0	1.82	35.60	H	37.42	53.98	16.56	AV
2390.0	18.48	35.60	V	54.08	73.98	19.90	PK
2390.0	1.81	35.60	V	37.41	53.98	16.57	AV
2483.5	23.59	35.96	H	59.55	73.98	14.43	PK
2483.5	2.91	35.96	H	38.87	53.98	15.11	AV
2483.5	23.35	35.96	V	59.31	73.98	14.67	PK
2483.5	2.90	35.96	V	38.86	53.98	15.12	AV

RESULT PLOTS

Radiated Restricted Band Edges plot – Average Reading (8DPSK, Ch.78, X-H)

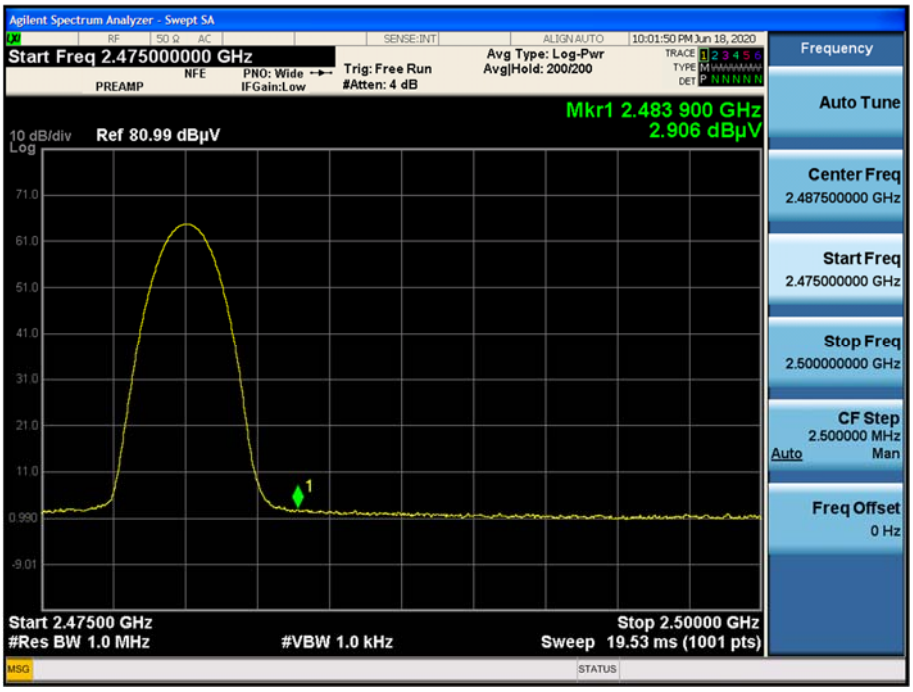

Radiated Restricted Band Edges plot – Peak Reading (8DPSK, Ch.78, X-H)

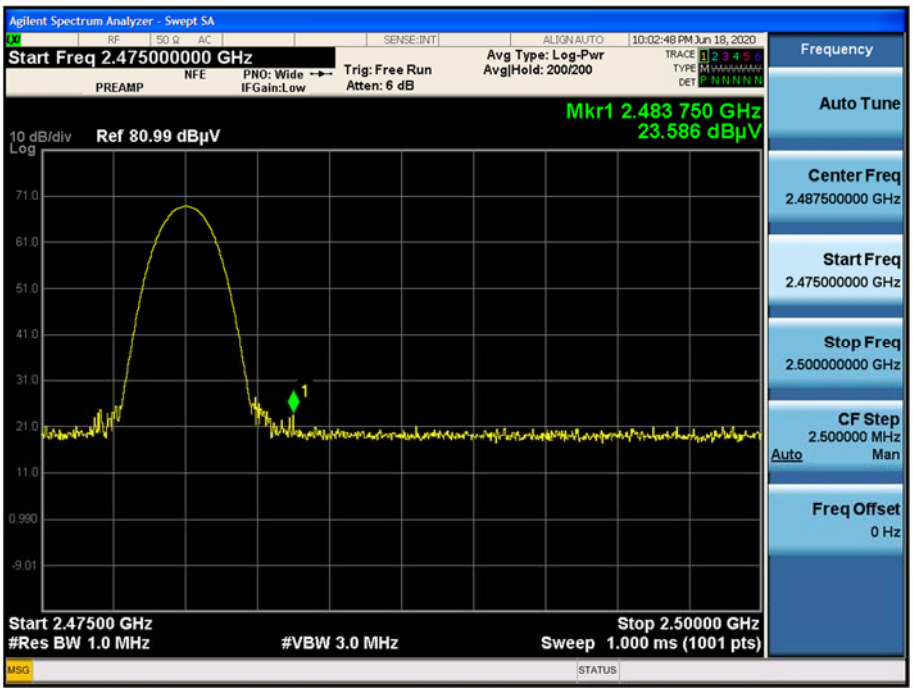

Note:

Plot of worst case are only reported.

10.7 RECEIVER SPURIOUS EMISSIONS

Frequency Range : Below 1 GHz

Frequency	Reading	Ant. factor	Cable loss	Ant. POL	Total	Limit	Margin
MHz	dBuV/m	dBm/m	dBm	(H/V)	dBuV/m	dBuV/m	dB
No Critical peaks found							

Note:

1. Radiated emissions measured in frequency range from 30 MHz to 1000 MHz were made with an instrument using Quasi peak detector mode.

Frequency Range : Above 1 GHz

Frequency	Reading	Ant. factor	Cable loss	Ant. POL	Total	Limit	Margin
MHz	dBuV/m	dBm/m	dBm	(H/V)	dBuV/m	dBuV/m	dB
No Critical peaks found							

10.8 POWERLINE CONDUCTED EMISSIONS

Conducted Emissions (Line 1)

Test 1 / 2

HCT TEST Report

Common Information

EUT:	LGSBWAC95
Manufacturer:	LG
Test Site:	SHIELD ROOM
Operating Conditions:	BT_N

FCC CLASS B

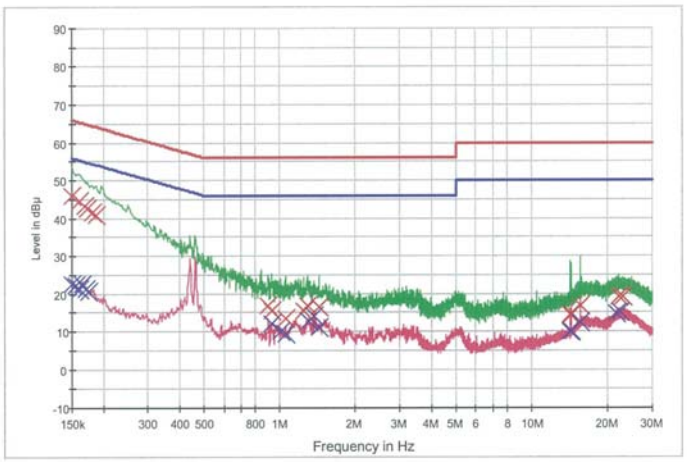

FCC CLASS B_QP
Preview Result 2-AVG
FCC CLASS B_ AV
Final Result 1-QPK
Preview Result 1-PK+
Final Result 2-CAV

Final Result 1

Frequency (MHz)	QuasiPeak (dBuV)	Bandwidth (kHz)	Filter	Line	Corr. (dB)	Margin (dB)	Limit (dBuV)
0.150000	46.1	9.000	On	N	9.7	19.9	66.0
0.160000	44.4	9.000	On	N	9.7	21.0	65.5
0.168000	43.2	9.000	On	N	9.7	21.9	65.1
0.172000	42.7	9.000	On	N	9.7	22.2	64.9
0.180000	41.7	9.000	On	N	9.7	22.8	64.5
0.188000	40.8	9.000	On	N	9.7	23.3	64.1
0.902000	16.8	9.000	On	N	9.7	39.2	56.0
0.930000	15.5	9.000	On	N	9.7	40.5	56.0
1.054000	13.6	9.000	On	N	9.7	42.4	56.0
1.242000	15.3	9.000	On	N	9.7	40.7	56.0
1.284000	16.6	9.000	On	N	9.7	39.4	56.0
1.430000	16.4	9.000	On	N	9.7	39.6	56.0
14.210000	14.5	9.000	On	N	10.0	45.5	60.0
14.288000	14.5	9.000	On	N	10.0	45.5	60.0
14.356000	14.5	9.000	On	N	10.0	45.5	60.0
15.638000	16.8	9.000	On	N	10.0	43.2	60.0
22.176000	19.2	9.000	On	N	10.0	40.8	60.0
22.836000	19.1	9.000	On	N	10.0	40.9	60.0

2020-06-09 오후 7:05:45

Test 2 / 2

Final Result 2

Frequency (MHz)	CAverage (dBuV)	Bandwidth (kHz)	Filter	Line	Corr. (dB)	Margin (dB)	Limit (dBuV)
0.150000	22.6	9.000	On	N	9.7	33.4	56.0
0.156000	22.2	9.000	On	N	9.7	33.5	55.7
0.160000	21.1	9.000	On	N	9.7	34.3	55.5
0.164000	22.7	9.000	On	N	9.7	32.6	55.3
0.170000	21.3	9.000	On	N	9.7	33.7	55.0
0.174000	20.3	9.000	On	N	9.7	34.4	54.8
0.930000	12.2	9.000	On	N	9.7	33.8	46.0
1.008000	10.0	9.000	On	N	9.7	36.0	46.0
1.052000	9.4	9.000	On	N	9.7	36.6	46.0
1.312000	12.6	9.000	On	N	9.7	33.4	46.0
1.366000	13.9	9.000	On	N	9.7	32.1	46.0
1.430000	10.9	9.000	On	N	9.7	35.1	46.0
14.210000	10.1	9.000	On	N	10.0	39.9	50.0
14.290000	10.0	9.000	On	N	10.0	40.0	50.0
14.358000	10.0	9.000	On	N	10.0	40.0	50.0
15.638000	12.4	9.000	On	N	10.0	37.6	50.0
21.588000	14.6	9.000	On	N	10.0	35.4	50.0
22.434000	14.9	9.000	On	N	10.0	35.1	50.0

2020-06-09 오후 7:05:45

Conducted Emissions (Line 2)

Test 1 / 2

HCT TEST Report

Common Information

EUT:	LGSBWAC95
Manufacturer:	LG
Test Site:	SHIELD ROOM
Operating Conditions:	BT_L1

FCC CLASS B

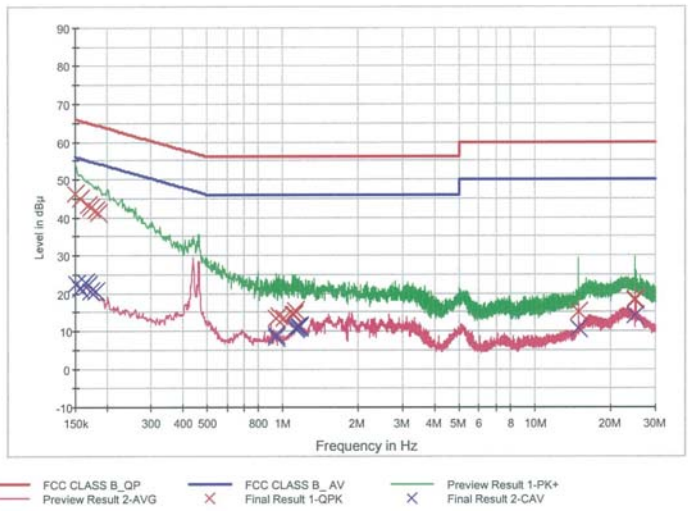

Final Result 1

Frequency (MHz)	QuasiPeak (dBuV)	Bandwidth (kHz)	Filter	Line	Corr. (dB)	Margin (dB)	Limit (dBuV)
0.150000	46.3	9.000	On	L1	9.7	19.7	66.0
0.158000	44.9	9.000	On	L1	9.7	20.7	65.6
0.168000	43.3	9.000	On	L1	9.7	21.8	65.1
0.172000	42.6	9.000	On	L1	9.7	22.3	64.9
0.180000	41.7	9.000	On	L1	9.7	22.8	64.5
0.186000	41.1	9.000	On	L1	9.7	23.2	64.2
0.944000	13.4	9.000	On	L1	9.7	42.6	56.0
0.968000	13.9	9.000	On	L1	9.7	42.1	56.0
1.010000	13.4	9.000	On	L1	9.7	42.6	56.0
1.090000	14.3	9.000	On	L1	9.7	41.7	56.0
1.110000	14.5	9.000	On	L1	9.7	41.5	56.0
1.128000	15.4	9.000	On	L1	9.7	40.6	56.0
14.884000	15.3	9.000	On	L1	10.0	44.7	60.0
14.892000	15.2	9.000	On	L1	10.0	44.8	60.0
24.998000	18.2	9.000	On	L1	10.0	41.8	60.0
25.004000	18.2	9.000	On	L1	10.0	41.8	60.0
25.008000	18.3	9.000	On	L1	10.0	41.7	60.0
25.018000	18.5	9.000	On	L1	10.0	41.5	60.0

2020-06-09 오후 7:15:39

Test 2 / 2

Final Result 2

Frequency (MHz)	CAverage (dBuV)	Bandwidth (kHz)	Filter	Line	Corr. (dB)	Margin (dB)	Limit (dBuV)
0.152000	22.5	9.000	On	L1	9.7	33.4	55.9
0.158000	21.1	9.000	On	L1	9.7	34.5	55.6
0.164000	22.8	9.000	On	L1	9.7	32.4	55.3
0.168000	22.3	9.000	On	L1	9.7	32.8	55.1
0.172000	20.4	9.000	On	L1	9.7	34.5	54.9
0.180000	20.6	9.000	On	L1	9.7	33.9	54.5
0.940000	8.9	9.000	On	L1	9.7	37.1	46.0
0.944000	8.4	9.000	On	L1	9.7	37.6	46.0
1.128000	10.8	9.000	On	L1	9.7	35.2	46.0
1.140000	11.0	9.000	On	L1	9.7	35.0	46.0
1.158000	11.2	9.000	On	L1	9.7	34.8	46.0
1.164000	11.2	9.000	On	L1	9.7	34.8	46.0
14.884000	10.7	9.000	On	L1	10.0	39.3	50.0
14.892000	10.7	9.000	On	L1	10.0	39.3	50.0
24.998000	14.2	9.000	On	L1	10.0	35.8	50.0
25.006000	14.2	9.000	On	L1	10.0	35.8	50.0
25.012000	14.2	9.000	On	L1	10.0	35.8	50.0
25.018000	14.2	9.000	On	L1	10.0	35.8	50.0

2020-06-09 오후 7:15:39

11. LIST OF TEST EQUIPMENT

Conducted Test

Manufacturer	Model / Equipment	Calibration Date	Calibration Interval	Serial No.
Rohde & Schwarz	ENV216 / LISN	09/11/2019	Annual	102245
Rohde & Schwarz	ESCI / Test Receiver	06/05/2020	Annual	100033
ESPAC	SU-642 /Temperature Chamber	03/18/2020	Annual	0093008124
Agilent	N9020A / Signal Analyzer	05/11/2020	Annual	MY51110085
Agilent	N9030A / Signal Analyzer	05/06/2020	Annual	MY53310623
Agilent	N1911A / Power Meter	04/07/2020	Annual	MY45101406
Agilent	N1921A / Power Sensor	03/23/2020	Annual	MY55220026
Agilent	87300B / Directional Coupler	11/11/2019	Annual	3116A03621
Hewlett Packard	11667B / Power Splitter	05/25/2020	Annual	05001
Hewlett Packard	E3632A / DC Power Supply	06/12/2020	Annual	KR75303960
Weinschel	2-20 / Attenuator(20 dB)	07/02/2019	Annual	BR0592
Rohde & Schwarz	EMC32 / Software	N/A	N/A	N/A
HCT CO., LTD.	FCC WLAN&BT&BLE Conducted Test Software v3.0	N/A	N/A	N/A
Rohde & Schwarz	CBT / Bluetooth Tester	05/12/2020	Annual	100422

Note:
1. Equipment listed above that calibrated during the testing period was set for test after the calibration.
2. Equipment listed above that has a calibration due date during the testing period, the testing is completed before equipment expiration date.

Radiated Test

Manufacturer	Model / Equipment	Calibration Date	Calibration Interval	Serial No.
Innco system	CO3000 / Controller(Antenna mast)	N/A	N/A	CO3000-4p
Innco system	MA4640/800-XP-EP / Antenna Position Tower	N/A	N/A	N/A
Emco	2090 / Controller	N/A	N/A	060520
Ets	Turn Table	N/A	N/A	N/A
Rohde & Schwarz	Loop Antenna	05/18/2020	Biennial	1513-175
Schwarzbeck	VULB 9160 / Hybrid Antenna	08/09/2018	Biennial	3368
Schwarzbeck	VULB 9168 / Hybrid Antenna	08/31/2018	Biennial	00895
Schwarzbeck	BBHA 9120D / Horn Antenna	11/18/2019	Biennial	9120D-1191
Schwarzbeck	BBHA9170 / Horn Antenna(15 GHz ~ 40 GHz)	11/29/2019	Biennial	BBHA9170541
Rohde & Schwarz	FSP(9 kHz ~ 30 GHz) / Spectrum Analyzer	09/11/2019	Annual	836650/016
Rohde & Schwarz	FSV40-N / Spectrum Analyzer	09/26/2019	Annual	101068-SZ
Wainwright Instruments	WRCJV2400/2483.5-2370/2520-60/12SS / Band Reject Filter	01/21/2020	Annual	2
Wainwright Instruments	WRCJV5100/5850-40/50-8EEK / Band Reject Filter	02/10/2020	Annual	1
CERNEX WEINSCHEL	CBLU1183540B-01/Broadband Bench Top LNA 56-10 / Attenuator(10 dB)	12/24/2019	Annual	N/A
CERNEX Api tech.	CBL06185030 / Broadband Low Noise Amplifier 18B-03 / Attenuator (3 dB)	12/24/2019	Annual	N/A
Wainwright Instruments	WHKX10-2700-3000-18000-40SS / High Pass Filter	12/24/2019	Annual	N/A
Wainwright Instruments	WHKX8-6090-7000-18000-40SS / High Pass Filter	12/24/2019	Annual	N/A
T&M SYSTEM	COAXIAL ATTENUATOR / Thru	12/24/2019	Annual	N/A
CERNEX	CBL18265035 / Power Amplifier	12/26/2019	Annual	22966
CERNEX	CBL26405040 / Power Amplifier	03/23/2020	Annual	25956
TESCOM	TC-3000C / Bluetooth Tester	03/18/2020	Annual	3000C000276

Note:

1. Equipment listed above that calibrated during the testing period was set for test after the calibration.
2. Equipment listed above that has a calibration due date during the testing period, the testing is completed before equipment expiration date.
3. Especially, all antenna for measurement is calibrated in accordance with the requirements of C63.5(Version : 2017).

12. ANNEX A_ TEST SETUP PHOTO

Please refer to test setup photo file no. as follows;

No.	Description
1	HCT-RF-2006-FI006-P