▣ Test Plots(802.11n(HT40))

Note:

In order to simplify the report, attached plots were only the most narrow channel.

802.11n_HT40 UNII 1 (CH 38)	802.11n_HT40 UNII 2A (CH 54)
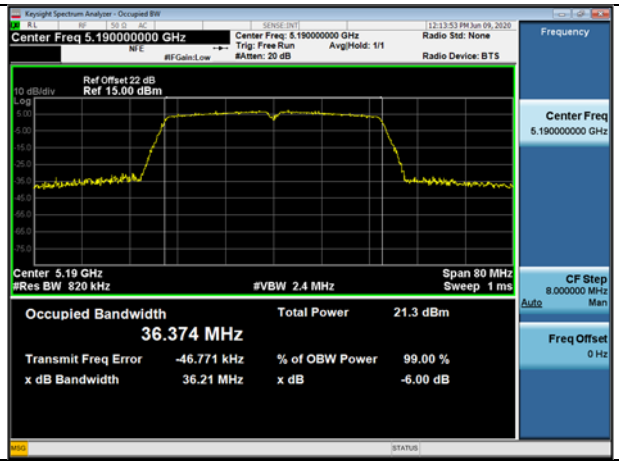	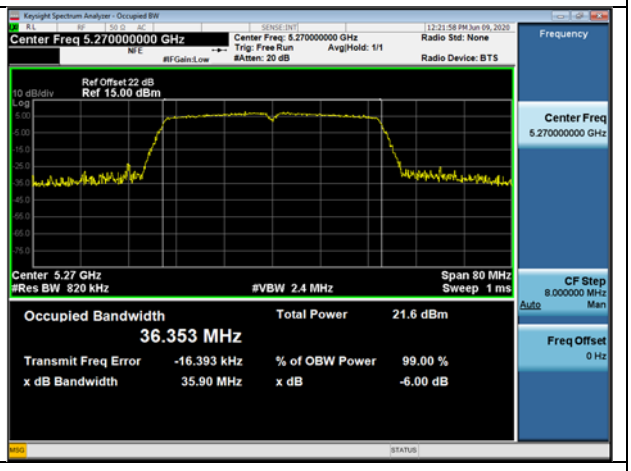
802.11n_HT40 UNII 2C (CH 142)	802.11n_HT40 UNII 3 (CH 151)
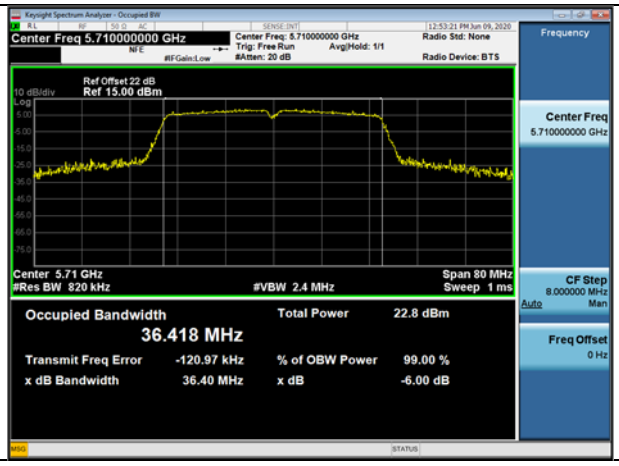	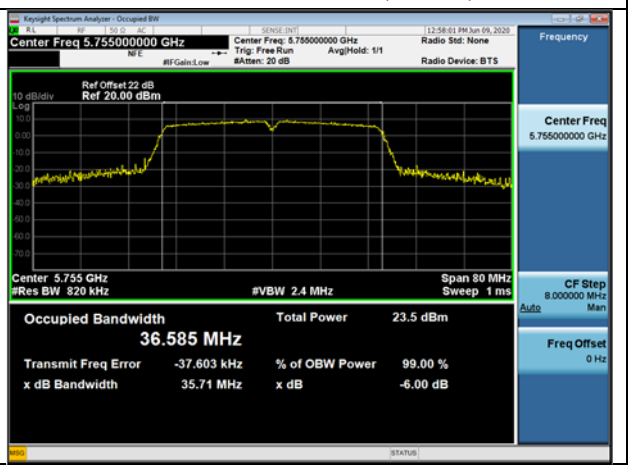

▣ Test Plots(802.11ac(VHT20))

Note:

In order to simplify the report, attached plots were only the most narrow channel.

802.11ac_VHT20 UNII 1 (CH 36)	802.11ac_VHT20 UNII 2A (CH 60)
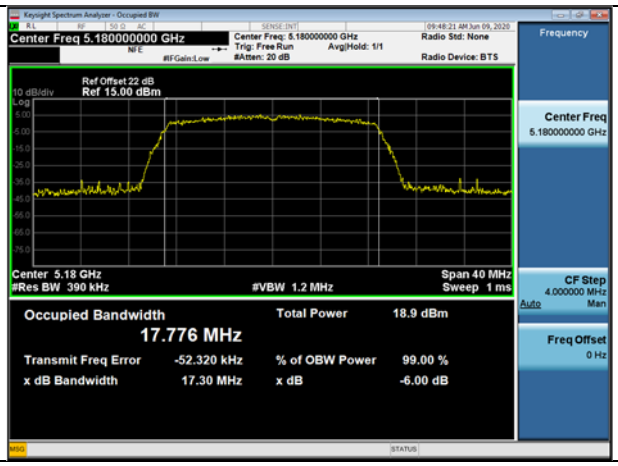	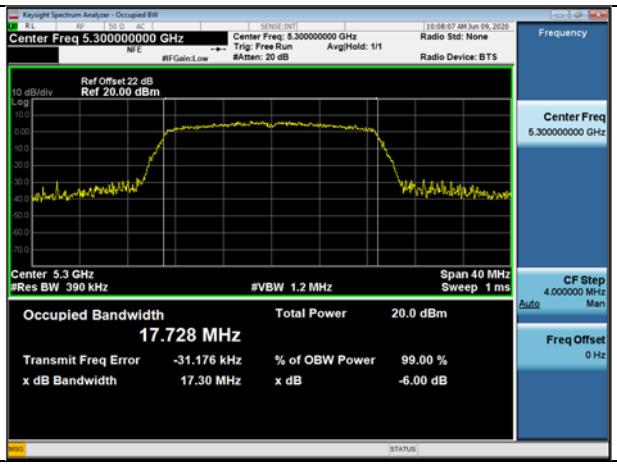
802.11ac_VHT20 UNII 2C (CH 116)	802.11ac_VHT20 UNII 3 (CH 157)
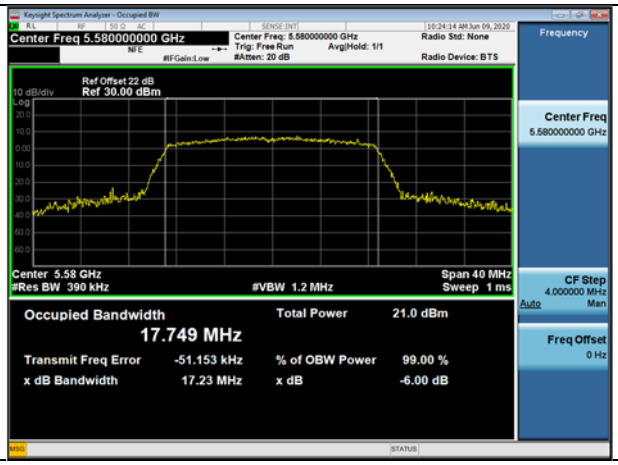	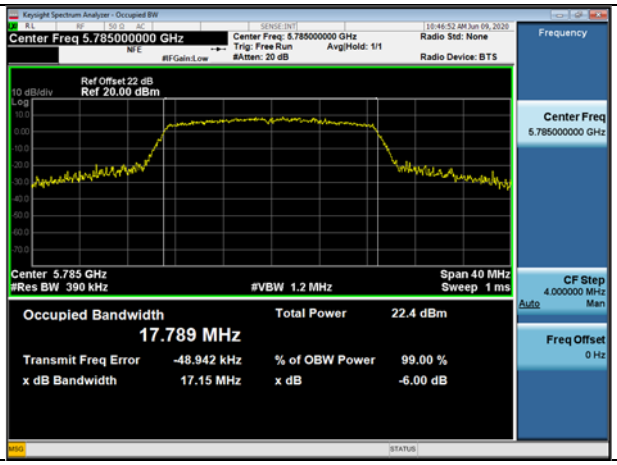

▣ Test Plots(802.11ac(VHT40))

Note:

In order to simplify the report, attached plots were only the most narrow channel.

802.11ac_VHT40 UNII 1 (CH 38)	802.11ac_VHT40 UNII 2A (CH 62)
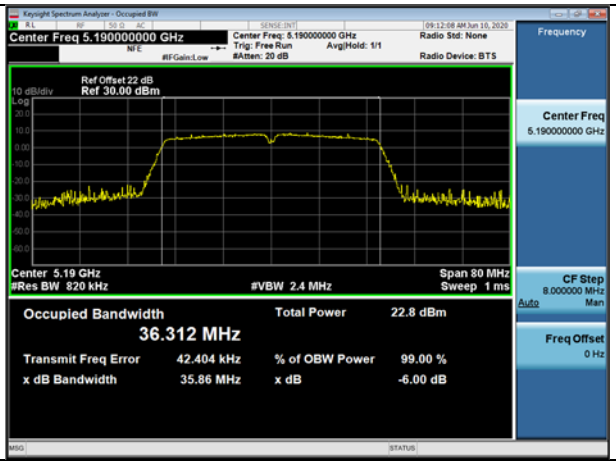	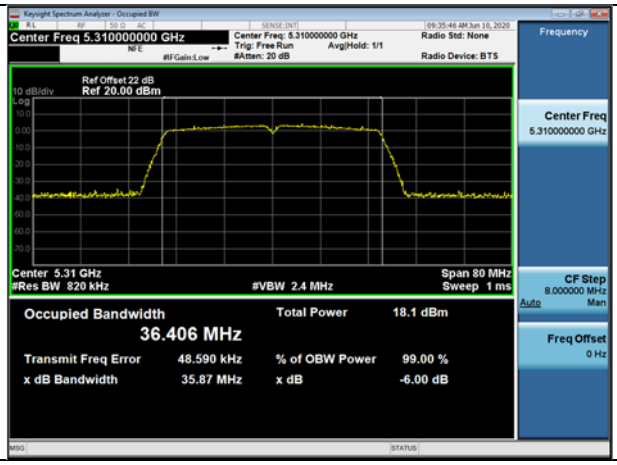
802.11ac_VHT40 UNII 2C (CH 110)	802.11ac_VHT40 UNII 3 (CH 151)
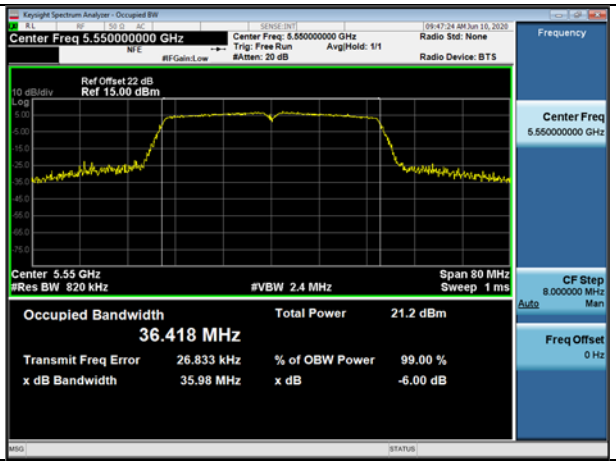	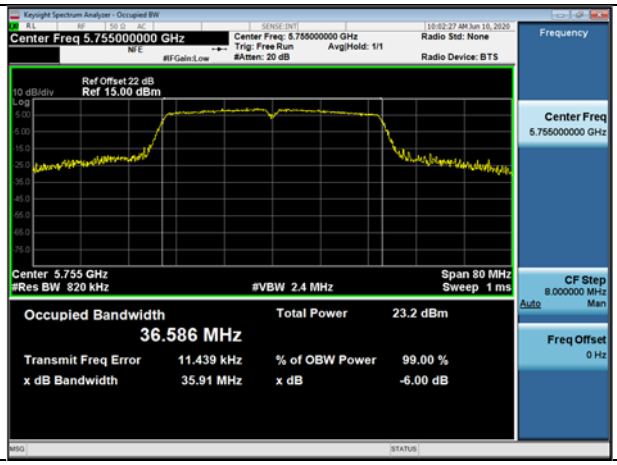

▣ Test Plots(802.11ac(VHT80))

Note:

In order to simplify the report, attached plots were only the most narrow channel.

802.11ac_VHT80 UNII 1 (CH 42)

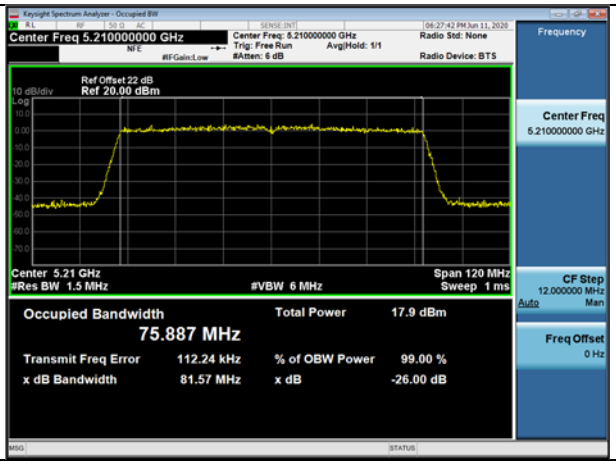

802.11ac_VHT80 UNII 2A (CH 58)

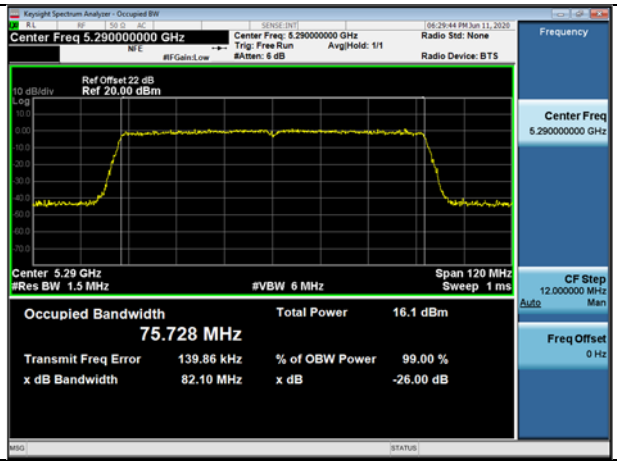

802.11ac_VHT80 UNII 2C (CH 106)

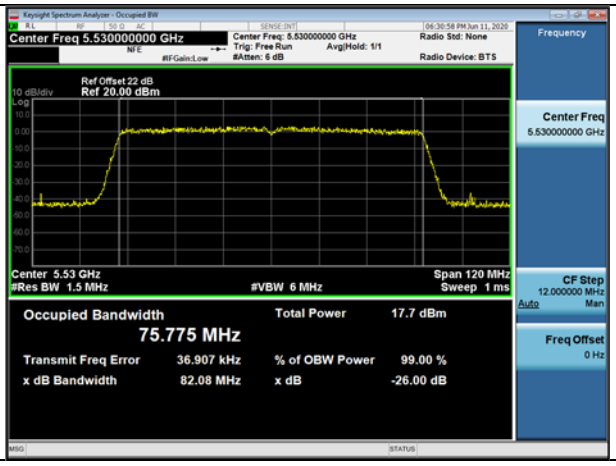

802.11ac_VHT80 UNII 3 (CH 155)

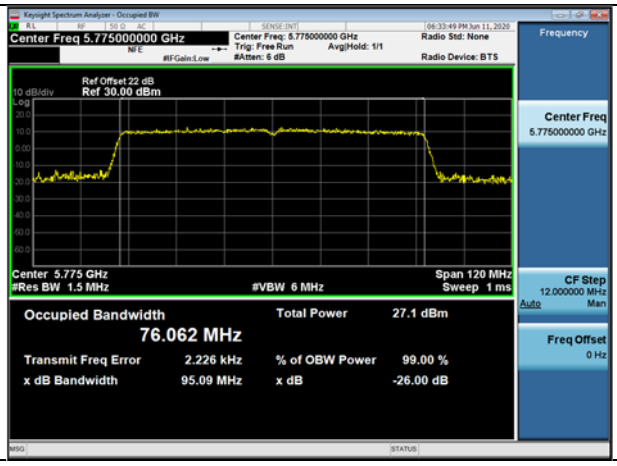

10.3 OUTPUT POWER MEASUREMENT

Straddle channel data in the table below are for reporting purposes only.
Straddle channel data were added in section 10.7.3.

[Ant1]

FCC Limts (802.11a, 802.11n_HT20, 802.11ac_VHT20)

UNII-1	: Total Power < 23.98 dBm
UNII-2A	: Total Power < 23.24 dBm
UNII-2C	: Total Power < 23.26 dBm
UNII-3	: Total Power < 30.00 dBm

FCC Limts (802.11n_HT40, 802.11ac_VHT40, 802.11ac_VHT80)

UNII-1	: Total Power < 23.98 dBm
UNII-2A	: Total Power < 23.98 dBm
UNII-2C	: Total Power < 23.98 dBm
UNII-3	: Total Power < 30.00 dBm

IC Limts (802.11a, 802.11n_HT20, 802.11ac_VHT20)

UNII-1	: E.I.R.P < 22.21 dBm
UNII-2A	: Total Power < 23.24 dBm
UNII-2A	: E.I.R.P < 29.24 dBm
UNII-2C	: Total Power < 23.26 dBm
UNII-2C	: E.I.R.P < 29.26 dBm
UNII-3	: Total Power < 30.00 dBm

IC Limts (802.11n_HT40, 802.11ac_VHT40, 802.11ac_VHT80)

UNII-1	: E.I.R.P < 23.01 dBm
UNII-2A	: Total Power < 23.98 dBm
UNII-2A	: E.I.R.P < 30.00 dBm
UNII-2C	: Total Power < 23.98 dBm
UNII-2C	: E.I.R.P < 30.00 dBm
UNII-3	: Total Power < 30.00 dBm

802.11a Mode			Rate (Mbps)	SISO Measured Power (dBm)			
Band	Frequency [MHz]	Channel No.		Total Power (dBm)	Peak Ant Gain (dBi)	E.I.R.P (dBm)	Power Level Setting
UNII 1	5180	36	6	13.60	0.05	13.65	8.5
			9	13.57	0.05	13.62	
			12	13.50	0.05	13.55	
			18	13.26	0.05	13.31	
			24	13.20	0.05	13.25	
			36	13.27	0.05	13.32	
			48	11.23	0.05	11.28	
			54	11.19	0.05	11.24	
	5200	40	6	13.71	0.05	13.76	8.5
			9	13.68	0.05	13.73	
			12	13.71	0.05	13.76	
			18	13.65	0.05	13.70	
			24	13.74	0.05	13.79	
			36	13.57	0.05	13.62	
			48	11.95	0.05	12.00	
			54	11.92	0.05	11.97	
	5240	48	6	13.57	0.05	13.62	9.0
			9	13.46	0.05	13.51	
			12	13.35	0.05	13.40	
			18	13.30	0.05	13.35	
			24	13.48	0.05	13.53	
			36	13.44	0.05	13.49	
			48	11.58	0.05	11.63	
			54	11.29	0.05	11.34	

802.11a Mode			Rate (Mbps)	SISO Measured Power (dBm)			
Band	Frequency [MHz]	Channel No.		Total Power (dBm)	Peak Ant Gain (dBi)	E.I.R.P (dBm)	Power Level Setting
UNII 2A	5260	52	6	13.43	0.98	14.41	9.5
			9	13.35	0.98	14.33	
			12	13.28	0.98	14.26	
			18	13.28	0.98	14.26	
			24	13.30	0.98	14.28	
			36	13.31	0.98	14.29	
			48	11.28	0.98	12.26	
			54	11.49	0.98	12.47	
	5300	60	6	14.91	0.98	15.89	11.5
			9	14.88	0.98	15.86	
			12	14.87	0.98	15.85	
			18	14.89	0.98	15.87	
			24	14.93	0.98	15.91	
			36	14.69	0.98	15.67	
			48	13.18	0.98	14.16	
			54	13.11	0.98	14.09	
	5320	64	6	16.41	0.98	17.39	12.5
			9	16.36	0.98	17.34	
			12	16.26	0.98	17.24	
			18	16.23	0.98	17.21	
			24	16.24	0.98	17.22	
			36	16.14	0.98	17.12	
			48	14.34	0.98	15.32	
			54	14.11	0.98	15.09	

802.11a Mode			Rate (Mbps)	SISO Measured Power (dBm)			
Band	Frequency [MHz]	Channel No.		Total Power (dBm)	Peak Ant Gain (dBi)	E.I.R.P (dBm)	Power Level Setting
UNII 2C	5500	100	6	14.86	1.41	16.27	11.5
			9	14.77	1.41	16.18	
			12	14.70	1.41	16.11	
			18	14.49	1.41	15.90	
			24	14.50	1.41	15.91	
			36	14.74	1.41	16.15	
			48	12.87	1.41	14.28	
			54	12.78	1.41	14.19	
	5580	116	6	14.63	1.41	16.04	11.5
			9	14.43	1.41	15.84	
			12	14.42	1.41	15.83	
			18	14.40	1.41	15.81	
			24	14.40	1.41	15.81	
			36	14.28	1.41	15.69	
			48	12.51	1.41	13.92	
			54	12.52	1.41	13.93	
	5720	144	6	15.12	1.41	16.53	11.5
			9	14.98	1.41	16.39	
			12	14.98	1.41	16.39	
			18	14.53	1.41	15.94	
			24	14.81	1.41	16.22	
			36	14.89	1.41	16.30	
			48	13.02	1.41	14.43	
			54	13.00	1.41	14.41	

802.11a Mode			Rate (Mbps)	SISO Measured Power (dBm)			
Band	Frequency [MHz]	Channel No.		Total Power (dBm)	Peak Ant Gain (dBi)	E.I.R.P (dBm)	Power Level Setting
UNII 3	5745	149	6	16.40	1.44	17.84	13.00
			9	16.27	1.44	17.71	
			12	16.07	1.44	17.51	
			18	16.05	1.44	17.49	
			24	15.99	1.44	17.43	
			36	16.10	1.44	17.54	
			48	14.37	1.44	15.81	
			54	14.38	1.44	15.82	
	5785	157	6	16.76	1.44	18.20	13.00
			9	16.60	1.44	18.04	
			12	16.55	1.44	17.99	
			18	15.72	1.44	17.16	
			24	16.37	1.44	17.81	
			36	16.47	1.44	17.91	
			48	15.47	1.44	16.91	
			54	14.43	1.44	15.87	
	5825	165	6	16.62	1.44	18.06	15.00
			9	16.56	1.44	18.00	
			12	16.32	1.44	17.76	
			18	16.31	1.44	17.75	
			24	16.33	1.44	17.77	
			36	16.50	1.44	17.94	
			48	14.77	1.44	16.21	
			54	14.68	1.44	16.12	

802.11n(20MHz) Mode			MCS Index	SISO Measured Power (dBm)			
Band	Frequency [MHz]	Channel No.		Total Power (dBm)	Peak Ant Gain (dBi)	E.I.R.P (dBm)	Power Level Setting
UNII 1	5180	36	0	13.50	0.05	13.55	8.5
			1	13.41	0.05	13.46	
			2	13.39	0.05	13.44	
			3	13.33	0.05	13.38	
			4	13.32	0.05	13.37	
			5	13.28	0.05	13.33	
			6	11.57	0.05	11.62	
			7	11.48	0.05	11.53	
	5200	40	0	13.54	0.05	13.59	8.5
			1	13.46	0.05	13.51	
			2	13.26	0.05	13.31	
			3	13.56	0.05	13.61	
			4	13.52	0.05	13.57	
			5	13.50	0.05	13.55	
			6	11.93	0.05	11.98	
			7	11.89	0.05	11.94	
	5240	48	0	13.56	0.05	13.61	9.0
			1	13.53	0.05	13.58	
			2	13.32	0.05	13.37	
			3	13.31	0.05	13.36	
			4	13.35	0.05	13.40	
			5	13.24	0.05	13.29	
			6	11.54	0.05	11.59	
			7	11.47	0.05	11.52	

802.11n(20MHz) Mode			MCS Index	SISO Measured Power (dBm)			
Band	Frequency [MHz]	Channel No.		Total Power (dBm)	Peak Ant Gain (dBi)	E.I.R.P (dBm)	Power Level Setting
UNII 2A	5260	52	0	14.09	0.98	15.07	10.5
			1	14.02	0.98	15.00	
			2	13.99	0.98	14.97	
			3	13.96	0.98	14.94	
			4	13.80	0.98	14.78	
			5	13.77	0.98	14.75	
			6	11.91	0.98	12.89	
			7	11.88	0.98	12.86	
	5300	60	0	15.24	0.98	16.22	12.0
			1	15.16	0.98	16.14	
			2	15.00	0.98	15.98	
			3	14.95	0.98	15.93	
			4	14.77	0.98	15.75	
			5	15.02	0.98	16.00	
			6	13.34	0.98	14.32	
			7	12.96	0.98	13.94	
	5320	64	0	16.59	0.98	17.57	13.5
			1	16.45	0.98	17.43	
			2	16.56	0.98	17.54	
			3	16.32	0.98	17.30	
			4	16.44	0.98	17.42	
			5	16.46	0.98	17.44	
			6	14.98	0.98	15.96	
			7	14.73	0.98	15.71	

802.11n(20MHz) Mode			MCS Index	SISO Measured Power (dBm)			
Band	Frequency [MHz]	Channel No.		Total Power (dBm)	Peak Ant Gain (dBi)	E.I.R.P (dBm)	Power Level Setting
UNII 2C	5500	100	0	15.52	1.41	16.93	12.5
			1	15.49	1.41	16.90	
			2	15.48	1.41	16.89	
			3	15.59	1.41	17.00	
			4	15.46	1.41	16.87	
			5	15.63	1.41	17.04	
			6	13.89	1.41	15.30	
			7	13.91	1.41	15.32	
	5580	116	0	15.52	1.41	16.93	12.5
			1	15.36	1.41	16.77	
			2	15.34	1.41	16.75	
			3	15.01	1.41	16.42	
			4	15.13	1.41	16.54	
			5	15.14	1.41	16.55	
			6	13.08	1.41	14.49	
			7	13.22	1.41	14.63	
	5720	144	0	15.76	1.41	17.17	12.5
			1	15.77	1.41	17.18	
			2	15.56	1.41	16.97	
			3	15.50	1.41	16.91	
			4	15.78	1.41	17.19	
			5	15.54	1.41	16.95	
			6	13.86	1.41	15.27	
			7	13.90	1.41	15.31	

802.11n(20MHz) Mode			MCS Index	SISO Measured Power (dBm)			
Band	Frequency [MHz]	Channel No.		Total Power (dBm)	Peak Ant Gain (dBi)	E.I.R.P (dBm)	Power Level Setting
UNII 3	5745	149	0	15.43	1.44	16.87	13.00
			1	15.27	1.44	16.71	
			2	15.10	1.44	16.54	
			3	15.04	1.44	16.48	
			4	15.34	1.44	16.78	
			5	15.17	1.44	16.61	
			6	13.67	1.44	15.11	
			7	13.59	1.44	15.03	
	5785	157	0	16.15	1.44	17.59	13.00
			1	16.03	1.44	17.47	
			2	16.12	1.44	17.56	
			3	16.12	1.44	17.56	
			4	16.11	1.44	17.55	
			5	16.10	1.44	17.54	
			6	14.42	1.44	15.86	
			7	14.43	1.44	15.87	
	5825	165	0	16.55	1.44	17.99	15.00
			1	16.49	1.44	17.93	
			2	16.38	1.44	17.82	
			3	16.35	1.44	17.79	
			4	16.56	1.44	18.00	
			5	16.64	1.44	18.08	
			6	14.68	1.44	16.12	
			7	14.65	1.44	16.09	

802.11n(40MHz) Mode			MCS Index	SISO Measured Power (dBm)			
Band	Frequency [MHz]	Channel No.		Total Power (dBm)	Peak Ant Gain (dBi)	E.I.R.P (dBm)	Power Level Setting
UNII 1	5190	38	0	16.10	0.05	16.15	11.0
			1	16.09	0.05	16.14	
			2	16.13	0.05	16.18	
			3	16.15	0.05	16.20	
			4	16.02	0.05	16.07	
			5	16.02	0.05	16.07	
			6	14.30	0.05	14.35	
			7	14.28	0.05	14.33	
	5230	46	0	15.48	0.05	15.53	11.0
			1	15.37	0.05	15.42	
			2	15.43	0.05	15.48	
			3	15.43	0.05	15.48	
			4	15.45	0.05	15.50	
			5	15.35	0.05	15.40	
			6	13.41	0.05	13.46	
			7	13.43	0.05	13.48	

802.11n(40MHz) Mode			MCS Index	SISO Measured Power (dBm)			
Band	Frequency [MHz]	Channel No.		Total Power (dBm)	Peak Ant Gain (dBi)	E.I.R.P (dBm)	Power Level Setting
UNII 2A	5270	54	0	16.15	0.98	17.13	12.0
			1	16.09	0.98	17.07	
			2	16.14	0.98	17.12	
			3	16.14	0.98	17.12	
			4	16.29	0.98	17.27	
			5	16.28	0.98	17.26	
			6	14.32	0.98	15.30	
			7	14.35	0.98	15.33	
	5310	62	0	12.43	0.98	13.41	8.5
			1	12.37	0.98	13.35	
			2	12.41	0.98	13.39	
			3	12.43	0.98	13.41	
			4	12.43	0.98	13.41	
			5	12.25	0.98	13.23	
			6	10.36	0.98	11.34	
			7	9.44	0.98	10.42	

802.11n(40MHz) Mode			MCS Index	SISO Measured Power (dBm)			
Band	Frequency [MHz]	Channel No.		Total Power (dBm)	Peak Ant Gain (dBi)	E.I.R.P (dBm)	Power Level Setting
UNII 2C	5510	102	0	12.86	1.41	14.27	9.0
			1	12.86	1.41	14.27	
			2	12.78	1.41	14.19	
			3	12.81	1.41	14.22	
			4	12.83	1.41	14.24	
			5	12.85	1.41	14.26	
			6	10.65	1.41	12.06	
			7	10.67	1.41	12.08	
	5550	110	0	14.81	1.41	16.22	12.0
			1	14.77	1.41	16.18	
			2	14.48	1.41	15.89	
			3	14.48	1.41	15.89	
			4	14.58	1.41	15.99	
			5	14.48	1.41	15.89	
			6	12.75	1.41	14.16	
			7	12.66	1.41	14.07	
	5710	142	0	15.61	1.41	17.02	12.0
			1	15.53	1.41	16.94	
			2	15.63	1.41	17.04	
			3	15.44	1.41	16.85	
			4	15.60	1.41	17.01	
			5	15.63	1.41	17.04	
			6	13.88	1.41	15.29	
			7	13.71	1.41	15.12	

802.11n(40MHz) Mode			MCS Index	SISO Measured Power (dBm)			
Band	Frequency [MHz]	Channel No.		Total Power (dBm)	Peak Ant Gain (dBi)	E.I.R.P (dBm)	Power Level Setting
UNII 3	5755	151	0	16.47	1.44	17.91	13.00
			1	16.34	1.44	17.78	
			2	16.16	1.44	17.60	
			3	16.01	1.44	17.45	
			4	16.08	1.44	17.52	
			5	16.09	1.44	17.53	
			6	14.35	1.44	15.79	
			7	14.38	1.44	15.82	
	5795	159	0	18.35	1.44	19.79	15.00
			1	18.29	1.44	19.73	
			2	18.35	1.44	19.79	
			3	18.30	1.44	19.74	
			4	18.43	1.44	19.87	
			5	18.50	1.44	19.94	
			6	16.51	1.44	17.95	
			7	16.47	1.44	17.91	

802.11ac(20MHz) Mode			MCS Index	SISO Measured Power (dBm)			
Band	Frequency [MHz]	Channel No.		Total Power (dBm)	Peak Ant Gain (dBi)	E.I.R.P (dBm)	Power Level Setting
UNII 1	5180	36	0	13.54	0.05	13.59	8.5
			1	13.42	0.05	13.47	
			2	13.46	0.05	13.51	
			3	13.43	0.05	13.48	
			4	13.23	0.05	13.28	
			5	12.97	0.05	13.02	
			6	13.23	0.05	13.28	
			7	11.16	0.05	11.21	
			8	9.99	0.05	10.04	
	5200	40	0	13.85	0.05	13.90	8.5
			1	13.78	0.05	13.83	
			2	13.72	0.05	13.77	
			3	13.77	0.05	13.82	
			4	13.58	0.05	13.63	
			5	13.60	0.05	13.65	
			6	13.62	0.05	13.67	
			7	12.04	0.05	12.09	
			8	10.69	0.05	10.74	
	5240	48	0	13.48	0.05	13.53	9.0
			1	13.39	0.05	13.44	
			2	13.32	0.05	13.37	
			3	13.01	0.05	13.06	
			4	13.44	0.05	13.49	
			5	13.01	0.05	13.06	
			6	12.96	0.05	13.01	
			7	11.00	0.05	11.05	
			8	10.11	0.05	10.16	

802.11ac(20MHz) Mode			MCS Index	SISO Measured Power (dBm)			
Band	Frequency [MHz]	Channel No.		Total Power (dBm)	Peak Ant Gain (dBi)	E.I.R.P (dBm)	Power Level Setting
UNII 2A	5260	52	0	14.23	0.98	15.21	10.5
			1	14.02	0.98	15.00	
			2	14.22	0.98	15.20	
			3	14.01	0.98	14.99	
			4	13.73	0.98	14.71	
			5	14.10	0.98	15.08	
			6	14.03	0.98	15.01	
			7	11.99	0.98	12.97	
			8	10.92	0.98	11.90	
	5300	60	0	14.73	0.98	15.71	11.5
			1	14.67	0.98	15.65	
			2	14.64	0.98	15.62	
			3	14.66	0.98	15.64	
			4	14.50	0.98	15.48	
			5	14.52	0.98	15.50	
			6	14.47	0.98	15.45	
			7	12.65	0.98	13.63	
			8	11.71	0.98	12.69	
	5320	64	0	15.81	0.98	16.79	12.5
			1	15.83	0.98	16.81	
			2	15.83	0.98	16.81	
			3	15.81	0.98	16.79	
			4	15.83	0.98	16.81	
			5	15.84	0.98	16.82	
			6	15.77	0.98	16.75	
			7	13.76	0.98	14.74	
			8	12.64	0.98	13.62	

802.11ac(20MHz) Mode			MCS Index	SISO Measured Power (dBm)			
Band	Frequency [MHz]	Channel No.		Total Power (dBm)	Peak Ant Gain (dBi)	E.I.R.P (dBm)	Power Level Setting
UNII 2C	5500	100	0	15.60	1.41	17.01	12.5
			1	15.54	1.41	16.95	
			2	15.53	1.41	16.94	
			3	15.49	1.41	16.90	
			4	15.42	1.41	16.83	
			5	15.37	1.41	16.78	
			6	15.80	1.41	17.21	
			7	13.91	1.41	15.32	
			8	12.69	1.41	14.10	
	5580	116	0	14.42	1.41	15.83	12.0
			1	14.37	1.41	15.78	
			2	14.38	1.41	15.79	
			3	13.96	1.41	15.37	
			4	13.97	1.41	15.38	
			5	14.25	1.41	15.66	
			6	13.96	1.41	15.37	
			7	12.51	1.41	13.92	
			8	11.43	1.41	12.84	
	5720	144	0	15.47	1.41	16.88	12.5
			1	15.50	1.41	16.91	
			2	15.43	1.41	16.84	
			3	15.33	1.41	16.74	
			4	15.52	1.41	16.93	
			5	15.42	1.41	16.83	
			6	15.47	1.41	16.88	
			7	13.75	1.41	15.16	
			8	12.74	1.41	14.15	

802.11ac(20MHz) Mode			MCS Index	SISO Measured Power (dBm)			
Band	Frequency [MHz]	Channel No.		Total Power (dBm)	Peak Ant Gain (dBi)	E.I.R.P (dBm)	Power Level Setting
UNII 3	5745	149	0	15.53	1.44	16.97	13.00
			1	15.41	1.44	16.85	
			2	15.43	1.44	16.87	
			3	15.41	1.44	16.85	
			4	15.51	1.44	16.95	
			5	15.55	1.44	16.99	
			6	15.52	1.44	16.96	
			7	13.57	1.44	15.01	
			8	12.25	1.44	13.69	
	5785	157	0	15.94	1.44	17.38	13.00
			1	15.92	1.44	17.36	
			2	15.93	1.44	17.37	
			3	14.66	1.44	16.10	
			4	16.16	1.44	17.60	
			5	16.14	1.44	17.58	
			6	16.13	1.44	17.57	
			7	14.16	1.44	15.60	
			8	13.17	1.44	14.61	
	5825	165	0	16.36	1.44	17.80	15.00
			1	16.24	1.44	17.68	
			2	16.27	1.44	17.71	
			3	16.25	1.44	17.69	
			4	16.37	1.44	17.81	
			5	16.41	1.44	17.85	
			6	16.43	1.44	17.87	
			7	13.65	1.44	15.09	
			8	13.54	1.44	14.98	

802.11ac(40MHz) Mode			MCS Index	SISO Measured Power (dBm)			
Band	Frequency [MHz]	Channel No.		Total Power (dBm)	Peak Ant Gain (dBi)	E.I.R.P (dBm)	Power Level Setting
UNII 1	5190	38	0	16.80	0.05	16.85	12.0
			1	16.85	0.05	16.90	
			2	16.59	0.05	16.64	
			3	16.58	0.05	16.63	
			4	16.57	0.05	16.62	
			5	16.57	0.05	16.62	
			6	16.55	0.05	16.60	
			7	14.98	0.05	15.03	
			8	13.76	0.05	13.81	
			9	13.75	0.05	13.80	
	5230	46	0	16.13	0.05	16.18	12.0
			1	15.99	0.05	16.04	
			2	16.01	0.05	16.06	
			3	15.80	0.05	15.85	
			4	14.96	0.05	15.01	
			5	15.90	0.05	15.95	
			6	15.87	0.05	15.92	
			7	13.85	0.05	13.90	
			8	13.01	0.05	13.06	
			9	12.98	0.05	13.03	

802.11ac(40MHz) Mode			MCS Index	SISO Measured Power (dBm)			
Band	Frequency [MHz]	Channel No.		Total Power (dBm)	Peak Ant Gain (dBi)	E.I.R.P (dBm)	Power Level Setting
UNII 2A	5270	54	0	15.73	0.98	16.71	12.0
			1	15.65	0.98	16.63	
			2	15.68	0.98	16.66	
			3	15.63	0.98	16.61	
			4	15.71	0.98	16.69	
			5	15.50	0.98	16.48	
			6	15.51	0.98	16.49	
			7	13.45	0.98	14.43	
			8	12.58	0.98	13.56	
			9	12.55	0.98	13.53	
	5310	62	0	12.46	0.98	13.44	9.0
			1	12.37	0.98	13.35	
			2	12.41	0.98	13.39	
			3	12.40	0.98	13.38	
			4	12.08	0.98	13.06	
			5	12.14	0.98	13.12	
			6	12.14	0.98	13.12	
			7	10.25	0.98	11.23	
			8	8.88	0.98	9.86	
			9	9.09	0.98	10.07	

802.11ac(40MHz) Mode			MCS Index	SISO Measured Power (dBm)			
Band	Frequency [MHz]	Channel No.		Total Power (dBm)	Peak Ant Gain (dBi)	E.I.R.P (dBm)	Power Level Setting
UNII 2C	5510	102	0	11.35	1.41	12.76	8.0
			1	11.27	1.41	12.68	
			2	11.01	1.41	12.42	
			3	11.01	1.41	12.42	
			4	11.25	1.41	12.66	
			5	11.07	1.41	12.48	
			6	10.96	1.41	12.37	
			7	9.17	1.41	10.58	
			8	7.98	1.41	9.39	
			9	7.99	1.41	9.40	
	5550	110	0	14.77	1.41	16.18	12.0
			1	14.81	1.41	16.22	
			2	14.84	1.41	16.25	
			3	14.79	1.41	16.20	
			4	14.73	1.41	16.14	
			5	14.74	1.41	16.15	
			6	14.76	1.41	16.17	
			7	13.08	1.41	14.49	
			8	12.01	1.41	13.42	
			9	11.75	1.41	13.16	
	5710	142	0	15.08	1.41	16.49	12.0
			1	14.98	1.41	16.39	
			2	14.98	1.41	16.39	
			3	14.97	1.41	16.38	
			4	15.09	1.41	16.50	
			5	15.09	1.41	16.50	
			6	15.23	1.41	16.64	
			7	13.49	1.41	14.90	
			8	12.27	1.41	13.68	
			9	12.28	1.41	13.69	

802.11ac(40MHz) Mode			MCS Index	SISO Measured Power (dBm)			
Band	Frequency [MHz]	Channel No.		Total Power (dBm)	Peak Ant Gain (dBi)	E.I.R.P (dBm)	Power Level Setting
UNII 3	5755	151	0	16.26	1.44	17.70	13.00
			1	16.21	1.44	17.65	
			2	16.06	1.44	17.50	
			3	16.06	1.44	17.50	
			4	16.11	1.44	17.55	
			5	16.14	1.44	17.58	
			6	16.07	1.44	17.51	
			7	14.30	1.44	15.74	
			8	13.23	1.44	14.67	
			9	13.29	1.44	14.73	
	5795	159	0	18.33	1.44	19.77	15.00
			1	18.26	1.44	19.70	
			2	18.25	1.44	19.69	
			3	18.25	1.44	19.69	
			4	18.33	1.44	19.77	
			5	18.15	1.44	19.59	
			6	18.19	1.44	19.63	
			7	16.55	1.44	17.99	
			8	15.37	1.44	16.81	
			9	15.39	1.44	16.83	

802.11ac(80MHz) Mode			MCS Index	SISO Measured Power (dBm)			
Band	Frequency [MHz]	Channel No.		Total Power (dBm)	Peak Ant Gain (dBi)	E.I.R.P (dBm)	Power Level Setting
UNII 1	5210	42	0	11.60	0.05	11.65	7.5
			1	11.52	0.05	11.57	
			2	11.66	0.05	11.71	
			3	11.68	0.05	11.73	
			4	11.45	0.05	11.50	
			5	11.42	0.05	11.47	
			6	11.41	0.05	11.46	
			7	9.66	0.05	9.71	
			8	8.65	0.05	8.70	
			9	8.68	0.05	8.73	

802.11ac(80MHz) Mode			MCS Index	SISO Measured Power (dBm)			
Band	Frequency [MHz]	Channel No.		Total Power (dBm)	Peak Ant Gain (dBi)	E.I.R.P (dBm)	Power Level Setting
UNII 2A	5290	58	0	9.68	0.98	10.66	6.0
			1	9.79	0.98	10.77	
			2	9.80	0.98	10.78	
			3	9.78	0.98	10.76	
			4	9.72	0.98	10.70	
			5	9.74	0.98	10.72	
			6	9.65	0.98	10.63	
			7	7.52	0.98	8.50	
			8	6.39	0.98	7.37	
			9	6.39	0.98	7.37	

802.11ac(80MHz) Mode			MCS Index	SISO Measured Power (dBm)			
Band	Frequency [MHz]	Channel No.		Total Power (dBm)	Peak Ant Gain (dBi)	E.I.R.P (dBm)	Power Level Setting
UNII 2C	5530	106	0	10.43	1.41	11.84	7.50
			1	10.31	1.41	11.72	
			2	10.34	1.41	11.75	
			3	9.95	1.41	11.36	
			4	10.24	1.41	11.65	
			5	10.24	1.41	11.65	
			6	10.28	1.41	11.69	
			7	8.15	1.41	9.56	
			8	6.94	1.41	8.35	
			9	7.08	1.41	8.49	
	5690	138	0	16.11	1.41	17.52	15.0
			1	16.10	1.41	17.51	
			2	15.96	1.41	17.37	
			3	15.93	1.41	17.34	
			4	16.10	1.41	17.51	
			5	16.07	1.41	17.48	
			6	16.47	1.41	17.88	
			7	14.48	1.41	15.89	
			8	13.47	1.41	14.88	
			9	13.50	1.41	14.91	

802.11ac(80MHz) Mode			MCS Index	SISO Measured Power (dBm)			
Band	Frequency [MHz]	Channel No.		Total Power (dBm)	Peak Ant Gain (dBi)	E.I.R.P (dBm)	Power Level Setting
UNII 3	5775	155	0	18.55	1.44	19.99	15.00
			1	18.49	1.44	19.93	
			2	18.55	1.44	19.99	
			3	18.50	1.44	19.94	
			4	18.81	1.44	20.25	
			5	18.82	1.44	20.26	
			6	18.82	1.44	20.26	
			7	17.03	1.44	18.47	
			8	15.71	1.44	17.15	
			9	15.79	1.44	17.23	

[Ant2]

FCC Limts (802.11a, 802.11n_HT20, 802.11ac_VHT20)

UNII-1	: Total Power < 23.98 dBm
UNII-2A	: Total Power < 23.24 dBm
UNII-2C	: Total Power < 23.24 dBm
UNII-3	: Total Power < 30.00 dBm

FCC Limts (802.11n_HT40, 802.11ac_VHT40, 802.11ac_VHT80)

UNII-1	: Total Power < 23.98 dBm
UNII-2A	: Total Power < 23.98 dBm
UNII-2C	: Total Power < 23.98 dBm
UNII-3	: Total Power < 30.00 dBm

IC Limts (802.11a, 802.11n_HT20, 802.11ac_VHT20)

UNII-1	: E.I.R.P < 22.25 dBm
UNII-2A	: Total Power < 23.24 dBm
UNII-2A	: E.I.R.P < 29.24 dBm
UNII-2C	: Total Power < 23.24 dBm
UNII-2C	: E.I.R.P < 29.24 dBm
UNII-3	: Total Power < 30.00 dBm

IC Limts (802.11n_HT40, 802.11ac_VHT40, 802.11ac_VHT80)

UNII-1	: E.I.R.P < 23.01 dBm
UNII-2A	: Total Power < 23.98 dBm
UNII-2A	: E.I.R.P < 30.00 dBm
UNII-2C	: Total Power < 23.98 dBm
UNII-2C	: E.I.R.P < 30.00 dBm
UNII-3	: Total Power < 30.00 dBm

802.11a Mode			Rate (Mbps)	SISO Measured Power (dBm)			
Band	Frequency [MHz]	Channel No.		Total Power (dBm)	Peak Ant Gain (dBi)	E.I.R.P (dBm)	Power Level Setting
UNII 1	5180	36	6	11.67	1.42	13.09	8.5
			9	11.54	1.42	12.96	
			12	11.52	1.42	12.94	
			18	11.44	1.42	12.86	
			24	11.55	1.42	12.97	
			36	11.41	1.42	12.83	
			48	9.80	1.42	11.22	
			54	9.94	1.42	11.36	
	5200	40	6	12.05	1.42	13.47	8.5
			9	11.99	1.42	13.41	
			12	11.96	1.42	13.38	
			18	11.71	1.42	13.13	
			24	11.76	1.42	13.18	
			36	11.63	1.42	13.05	
			48	9.73	1.42	11.15	
			54	10.00	1.42	11.42	
	5240	48	6	11.74	1.42	13.16	9.0
			9	11.68	1.42	13.10	
			12	11.44	1.42	12.86	
			18	11.45	1.42	12.87	
			24	11.41	1.42	12.83	
			36	11.40	1.42	12.82	
			48	9.61	1.42	11.03	
			54	9.59	1.42	11.01	

802.11a Mode			Rate (Mbps)	SISO Measured Power (dBm)			
Band	Frequency [MHz]	Channel No.		Total Power (dBm)	Peak Ant Gain (dBi)	E.I.R.P (dBm)	Power Level Setting
UNII 2A	5260	52	6	12.13	1.45	13.58	9.5
			9	12.07	1.45	13.52	
			12	12.13	1.45	13.58	
			18	11.91	1.45	13.36	
			24	11.90	1.45	13.35	
			36	11.90	1.45	13.35	
			48	9.88	1.45	11.33	
			54	10.08	1.45	11.53	
	5300	60	6	13.58	1.45	15.03	11.5
			9	13.49	1.45	14.94	
			12	13.47	1.45	14.92	
			18	13.49	1.45	14.94	
			24	13.22	1.45	14.67	
			36	13.22	1.45	14.67	
			48	11.63	1.45	13.08	
			54	11.65	1.45	13.10	
	5320	64	6	14.96	1.45	16.41	12.5
			9	14.86	1.45	16.31	
			12	14.83	1.45	16.28	
			18	14.85	1.45	16.30	
			24	14.63	1.45	16.08	
			36	14.66	1.45	16.11	
			48	12.80	1.45	14.25	
			54	12.81	1.45	14.26	

802.11a Mode			Rate (Mbps)	SISO Measured Power (dBm)			
Band	Frequency [MHz]	Channel No.		Total Power (dBm)	Peak Ant Gain (dBi)	E.I.R.P (dBm)	Power Level Setting
UNII 2C	5500	100	6	13.75	1.37	15.12	11.5
			9	13.67	1.37	15.04	
			12	13.67	1.37	15.04	
			18	13.68	1.37	15.05	
			24	13.68	1.37	15.05	
			36	13.48	1.37	14.85	
			48	11.75	1.37	13.12	
			54	11.53	1.37	12.90	
	5580	116	6	14.36	1.37	15.73	11.5
			9	14.15	1.37	15.52	
			12	13.87	1.37	15.24	
			18	13.87	1.37	15.24	
			24	13.87	1.37	15.24	
			36	12.97	1.37	14.34	
			48	11.02	1.37	12.39	
			54	11.03	1.37	12.40	
	5720	144	6	14.69	1.37	16.06	11.5
			9	14.67	1.37	16.04	
			12	14.66	1.37	16.03	
			18	14.69	1.37	16.06	
			24	14.49	1.37	15.86	
			36	14.50	1.37	15.87	
			48	12.67	1.37	14.04	
			54	12.67	1.37	14.04	

802.11a Mode			Rate (Mbps)	SISO Measured Power (dBm)			
Band	Frequency [MHz]	Channel No.		Total Power (dBm)	Peak Ant Gain (dBi)	E.I.R.P (dBm)	Power Level Setting
UNII 3	5745	149	6	16.03	1.42	17.45	13.00
			9	16.01	1.42	17.43	
			12	15.82	1.42	17.24	
			18	15.89	1.42	17.31	
			24	15.73	1.42	17.15	
			36	16.02	1.42	17.44	
			48	14.02	1.42	15.44	
			54	14.03	1.42	15.45	
	5785	157	6	16.35	1.42	17.77	13.00
			9	16.30	1.42	17.72	
			12	16.38	1.42	17.80	
			18	16.17	1.42	17.59	
			24	16.19	1.42	17.61	
			36	16.38	1.42	17.80	
			48	14.48	1.42	15.90	
			54	14.26	1.42	15.68	
	5825	165	6	16.58	1.42	18.00	15.00
			9	16.54	1.42	17.96	
			12	16.57	1.42	17.99	
			18	16.35	1.42	17.77	
			24	16.37	1.42	17.79	
			36	16.66	1.42	18.08	
			48	14.76	1.42	16.18	
			54	14.75	1.42	16.17	

802.11n(20MHz) Mode			MCS Index	SISO Measured Power (dBm)			
Band	Frequency [MHz]	Channel No.		Total Power (dBm)	Peak Ant Gain (dBi)	E.I.R.P (dBm)	Power Level Setting
UNII 1	5180	36	0	11.93	1.42	13.35	8.5
			1	11.87	1.42	13.26	
			2	11.71	1.42	13.13	
			3	11.70	1.42	13.12	
			4	11.72	1.42	13.14	
			5	11.75	1.42	13.17	
			6	9.945	1.42	11.36	
			7	9.645	1.42	11.06	
	5200	40	0	12.04	1.42	13.46	8.5
			1	12.00	1.42	13.42	
			2	11.79	1.42	13.21	
			3	11.93	1.42	13.35	
			4	11.81	1.42	13.23	
			5	11.82	1.42	13.24	
			6	10.25	1.42	11.67	
			7	10.01	1.42	11.43	
	5240	48	0	11.80	1.42	13.22	9.0
			1	11.81	1.42	13.23	
			2	11.85	1.42	13.27	
			3	11.83	1.42	13.25	
			4	11.84	1.42	13.26	
			5	11.64	1.42	13.06	
			6	9.78	1.42	11.20	
			7	9.73	1.42	11.15	

802.11n(20MHz) Mode			MCS Index	SISO Measured Power (dBm)			
Band	Frequency [MHz]	Channel No.		Total Power (dBm)	Peak Ant Gain (dBi)	E.I.R.P (dBm)	Power Level Setting
UNII 2A	5260	52	0	12.59	1.45	14.04	10.5
			1	12.54	1.45	13.99	
			2	12.60	1.45	14.05	
			3	12.61	1.45	14.06	
			4	12.60	1.45	14.05	
			5	12.37	1.45	13.82	
			6	10.76	1.45	12.21	
			7	10.72	1.45	12.17	
	5300	60	0	13.91	1.45	15.36	12.0
			1	13.88	1.45	15.33	
			2	13.59	1.45	15.04	
			3	13.57	1.45	15.02	
			4	13.56	1.45	15.01	
			5	13.56	1.45	15.01	
			6	11.78	1.45	13.23	
			7	11.53	1.45	12.98	
	5320	64	0	15.68	1.45	17.13	13.5
			1	15.60	1.45	17.05	
			2	15.38	1.45	16.83	
			3	15.26	1.45	16.71	
			4	15.29	1.45	16.74	
			5	15.36	1.45	16.81	
			6	13.50	1.45	14.95	
			7	13.48	1.45	14.93	

802.11n(20MHz) Mode			MCS Index	SISO Measured Power (dBm)			
Band	Frequency [MHz]	Channel No.		Total Power (dBm)	Peak Ant Gain (dBi)	E.I.R.P (dBm)	Power Level Setting
UNII 2C	5500	100	0	14.79	1.37	16.16	12.5
			1	14.72	1.37	16.09	
			2	14.50	1.37	15.87	
			3	14.43	1.37	15.80	
			4	14.53	1.37	15.90	
			5	14.54	1.37	15.91	
			6	12.76	1.37	14.13	
			7	12.79	1.37	14.16	
	5580	116	0	15.25	1.37	16.62	12.5
			1	15.19	1.37	16.56	
			2	15.11	1.37	16.48	
			3	15.17	1.37	16.54	
			4	15.29	1.37	16.66	
			5	15.26	1.37	16.63	
			6	13.17	1.37	14.54	
			7	13.12	1.37	14.49	
	5720	144	0	15.29	1.37	16.66	12.5
			1	15.14	1.37	16.51	
			2	15.08	1.37	16.45	
			3	14.92	1.37	16.29	
			4	15.04	1.37	16.41	
			5	15.03	1.37	16.40	
			6	13.48	1.37	14.85	
			7	13.36	1.37	14.73	

802.11n(20MHz) Mode			MCS Index	SISO Measured Power (dBm)			
Band	Frequency [MHz]	Channel No.		Total Power (dBm)	Peak Ant Gain (dBi)	E.I.R.P (dBm)	Power Level Setting
UNII 3	5745	149	0	15.44	1.42	16.86	13.00
			1	15.39	1.42	16.81	
			2	15.41	1.42	16.83	
			3	15.17	1.42	16.59	
			4	15.51	1.42	16.93	
			5	15.49	1.42	16.91	
			6	13.55	1.42	14.97	
			7	13.60	1.42	15.02	
	5785	157	0	15.50	1.42	16.92	13.00
			1	15.44	1.42	16.86	
			2	15.16	1.42	16.58	
			3	15.18	1.42	16.60	
			4	15.39	1.42	16.81	
			5	15.32	1.42	16.74	
			6	13.53	1.42	14.95	
			7	13.55	1.42	14.97	
	5825	165	0	16.06	1.42	17.48	15.00
			1	15.98	1.42	17.40	
			2	16.02	1.42	17.44	
			3	15.98	1.42	17.40	
			4	15.95	1.42	17.37	
			5	16.04	1.42	17.46	
			6	14.01	1.42	15.43	
			7	14.07	1.42	15.49	

802.11n(40MHz) Mode			MCS Index	SISO Measured Power (dBm)			
Band	Frequency [MHz]	Channel No.		Total Power (dBm)	Peak Ant Gain (dBi)	E.I.R.P (dBm)	Power Level Setting
UNII 1	5190	38	0	14.21	1.42	15.63	11.0
			1	14.27	1.42	15.69	
			2	14.20	1.42	15.62	
			3	14.20	1.42	15.62	
			4	14.20	1.42	15.62	
			5	14.19	1.42	15.61	
			6	12.54	1.42	13.96	
			7	12.32	1.42	13.74	
	5230	46	0	13.52	1.42	14.94	11.0
			1	13.48	1.42	14.90	
			2	13.33	1.42	14.75	
			3	13.44	1.42	14.86	
			4	13.48	1.42	14.90	
			5	13.46	1.42	14.88	
			6	11.73	1.42	13.15	
			7	11.71	1.42	13.13	

802.11n(40MHz) Mode			MCS Index	SISO Measured Power (dBm)			
Band	Frequency [MHz]	Channel No.		Total Power (dBm)	Peak Ant Gain (dBi)	E.I.R.P (dBm)	Power Level Setting
UNII 2A	5270	54	0	14.44	1.45	15.89	12.0
			1	14.36	1.45	15.81	
			2	14.38	1.45	15.83	
			3	14.21	1.45	15.66	
			4	14.29	1.45	15.74	
			5	14.29	1.45	15.74	
			6	12.37	1.45	13.82	
			7	12.42	1.45	13.87	
	5310	62	0	10.65	1.45	12.10	8.5
			1	10.57	1.45	12.02	
			2	10.44	1.45	11.89	
			3	10.46	1.45	11.91	
			4	10.47	1.45	11.92	
			5	10.22	1.45	11.67	
			6	8.56	1.45	10.01	
			7	8.64	1.45	10.09	

802.11n(40MHz) Mode			MCS Index	SISO Measured Power (dBm)			
Band	Frequency [MHz]	Channel No.		Total Power (dBm)	Peak Ant Gain (dBi)	E.I.R.P (dBm)	Power Level Setting
UNII 2C	5510	102	0	11.24	1.37	12.61	9.0
			1	11.17	1.37	12.54	
			2	11.21	1.37	12.58	
			3	11.21	1.37	12.58	
			4	11.26	1.37	12.63	
			5	11.04	1.37	12.41	
			6	9.30	1.37	10.67	
			7	9.41	1.37	10.78	
	5550	110	0	14.35	1.37	15.72	12.0
			1	14.36	1.37	15.73	
			2	14.20	1.37	15.57	
			3	14.21	1.37	15.58	
			4	14.31	1.37	15.68	
			5	14.09	1.37	15.46	
			6	12.58	1.37	13.95	
			7	12.56	1.37	13.93	
	5710	142	0	15.43	1.37	16.80	12.0
			1	15.28	1.37	16.65	
			2	15.29	1.37	16.66	
			3	15.10	1.37	16.47	
			4	15.24	1.37	16.61	
			5	15.29	1.37	16.66	
			6	13.64	1.37	15.01	
			7	13.37	1.37	14.74	

802.11n(40MHz) Mode			MCS Index	SISO Measured Power (dBm)			
Band	Frequency [MHz]	Channel No.		Total Power (dBm)	Peak Ant Gain (dBi)	E.I.R.P (dBm)	Power Level Setting
UNII 3	5755	151	0	16.32	1.42	17.74	13.00
			1	16.27	1.42	17.69	
			2	16.24	1.42	17.66	
			3	16.02	1.42	17.44	
			4	15.97	1.42	17.39	
			5	16.00	1.42	17.42	
			6	14.43	1.42	15.85	
			7	14.42	1.42	15.84	
	5795	159	0	18.42	1.42	19.84	15.00
			1	15.94	1.42	17.36	
			2	15.91	1.42	17.33	
			3	15.69	1.42	17.11	
			4	15.64	1.42	17.06	
			5	15.67	1.42	17.09	
			6	14.86	1.42	16.28	
			7	14.59	1.42	16.01	

802.11ac(20MHz) Mode			MCS Index	SISO Measured Power (dBm)			
Band	Frequency [MHz]	Channel No.		Total Power (dBm)	Peak Ant Gain (dBi)	E.I.R.P (dBm)	Power Level Setting
UNII 1	5180	36	0	11.64	1.42	13.06	8.5
			1	11.64	1.42	13.06	
			2	11.60	1.42	13.02	
			3	11.61	1.42	13.03	
			4	11.56	1.42	12.98	
			5	11.59	1.42	13.01	
			6	11.50	1.42	12.92	
			7	9.91	1.42	11.33	
			8	8.88	1.42	10.30	
	5200	40	0	12.14	1.42	13.56	8.5
			1	12.10	1.42	13.52	
			2	11.93	1.42	13.35	
			3	11.96	1.42	13.38	
			4	11.93	1.42	13.35	
			5	11.88	1.42	13.30	
			6	11.72	1.42	13.14	
			7	10.43	1.42	11.85	
			8	9.05	1.42	10.47	
	5240	48	0	11.77	1.42	13.19	9.0
			1	11.60	1.42	13.02	
			2	11.63	1.42	13.05	
			3	11.63	1.42	13.05	
			4	11.65	1.42	13.07	
			5	11.69	1.42	13.11	
			6	11.64	1.42	13.06	
			7	9.72	1.42	11.14	
			8	8.68	1.42	10.10	

802.11ac(20MHz) Mode			MCS Index	SISO Measured Power (dBm)			
Band	Frequency [MHz]	Channel No.		Total Power (dBm)	Peak Ant Gain (dBi)	E.I.R.P (dBm)	Power Level Setting
UNII 2A	5260	52	0	12.64	1.45	14.09	13.5
			1	12.61	1.45	14.06	
			2	12.64	1.45	14.09	
			3	12.66	1.45	14.11	
			4	12.70	1.45	14.15	
			5	12.50	1.45	13.95	
			6	12.54	1.45	13.99	
			7	10.86	1.45	12.31	
			8	9.61	1.45	11.06	
	5300	60	0	13.41	1.45	14.86	13.5
			1	13.37	1.45	14.82	
			2	13.36	1.45	14.81	
			3	13.21	1.45	14.66	
			4	13.38	1.45	14.83	
			5	13.21	1.45	14.66	
			6	13.18	1.45	14.63	
			7	11.36	1.45	12.81	
			8	10.02	1.45	11.47	
	5320	64	0	14.68	1.45	16.13	13.5
			1	14.72	1.45	16.17	
			2	14.75	1.45	16.20	
			3	14.54	1.45	15.99	
			4	14.54	1.45	15.99	
			5	14.60	1.45	16.05	
			6	14.35	1.45	15.80	
			7	12.51	1.45	13.96	
			8	11.42	1.45	12.87	

802.11ac(20MHz) Mode			MCS Index	SISO Measured Power (dBm)			
Band	Frequency [MHz]	Channel No.		Total Power (dBm)	Peak Ant Gain (dBi)	E.I.R.P (dBm)	Power Level Setting
UNII 2C	5500	100	0	14.70	1.37	16.07	12.5
			1	14.63	1.37	16.00	
			2	14.52	1.37	15.89	
			3	14.49	1.37	15.86	
			4	14.43	1.37	15.80	
			5	14.39	1.37	15.76	
			6	14.35	1.37	15.72	
			7	12.49	1.37	13.86	
			8	11.43	1.37	12.80	
	5580	116	0	14.46	1.37	15.83	12.0
			1	14.44	1.37	15.81	
			2	14.26	1.37	15.63	
			3	14.26	1.37	15.63	
			4	14.08	1.37	15.45	
			5	14.11	1.37	15.48	
			6	14.15	1.37	15.52	
			7	12.08	1.37	13.45	
			8	11.32	1.37	12.69	
	5720	144	0	15.42	1.37	16.79	12.5
			1	15.35	1.37	16.72	
			2	15.13	1.37	16.50	
			3	15.14	1.37	16.51	
			4	15.29	1.37	16.66	
			5	15.31	1.37	16.68	
			6	15.23	1.37	16.60	
			7	12.68	1.37	14.05	
			8	12.60	1.37	13.97	

802.11ac(20MHz) Mode			MCS Index	SISO Measured Power (dBm)			
Band	Frequency [MHz]	Channel No.		Total Power (dBm)	Peak Ant Gain (dBi)	E.I.R.P (dBm)	Power Level Setting
UNII 3	5745	149	0	15.96	1.42	17.38	13.00
			1	15.88	1.42	17.30	
			2	15.67	1.42	17.09	
			3	15.55	1.42	16.97	
			4	15.76	1.42	17.18	
			5	15.78	1.42	17.20	
			6	15.81	1.42	17.23	
			7	13.82	1.42	15.24	
			8	12.74	1.42	14.16	
	5785	157	0	15.90	1.42	17.32	13.00
			1	15.85	1.42	17.27	
			2	15.66	1.42	17.08	
			3	15.69	1.42	17.11	
			4	15.69	1.42	17.11	
			5	15.74	1.42	17.16	
			6	15.59	1.42	17.01	
			7	14.18	1.42	15.60	
			8	13.06	1.42	14.48	
	5825	165	0	16.10	1.42	17.52	15.00
			1	15.89	1.42	17.31	
			2	15.86	1.42	17.28	
			3	15.64	1.42	17.06	
			4	15.85	1.42	17.27	
			5	15.88	1.42	17.30	
			6	15.90	1.42	17.32	
			7	14.05	1.42	15.47	
			8	13.01	1.42	14.43	

802.11ac(40MHz) Mode			MCS Index	SISO Measured Power (dBm)			
Band	Frequency [MHz]	Channel No.		Total Power (dBm)	Peak Ant Gain (dBi)	E.I.R.P (dBm)	Power Level Setting
UNII 1	5190	38	0	15.54	1.42	16.96	12.0
			1	15.47	1.42	16.89	
			2	15.26	1.42	16.68	
			3	15.22	1.42	16.64	
			4	15.23	1.42	16.65	
			5	15.25	1.42	16.67	
			6	15.22	1.42	16.64	
			7	13.30	1.42	14.72	
			8	12.21	1.42	13.63	
			9	12.26	1.42	13.68	
	5230	46	0	14.69	1.42	16.11	12.0
			1	14.62	1.42	16.04	
			2	14.44	1.42	15.86	
			3	14.44	1.42	15.86	
			4	14.47	1.42	15.89	
			5	14.50	1.42	15.92	
			6	14.49	1.42	15.91	
			7	12.50	1.42	13.92	
			8	11.67	1.42	13.09	
			9	11.55	1.42	12.97	

802.11ac(40MHz) Mode			MCS Index	SISO Measured Power (dBm)			
Band	Frequency [MHz]	Channel No.		Total Power (dBm)	Peak Ant Gain (dBi)	E.I.R.P (dBm)	Power Level Setting
UNII 2A	5270	54	0	14.57	1.45	16.02	12.0
			1	14.52	1.45	15.97	
			2	14.48	1.45	15.93	
			3	14.42	1.45	15.87	
			4	14.47	1.45	15.92	
			5	14.50	1.45	15.95	
			6	14.52	1.45	15.97	
			7	12.43	1.45	13.88	
			8	11.36	1.45	12.81	
			9	11.40	1.45	12.85	
	5310	62	0	10.86	1.45	12.31	9.0
			1	10.87	1.45	12.32	
			2	10.82	1.45	12.27	
			3	10.84	1.45	12.29	
			4	10.86	1.45	12.31	
			5	10.85	1.45	12.30	
			6	10.83	1.45	12.28	
			7	8.79	1.45	10.24	
			8	7.85	1.45	9.30	
			9	7.69	1.45	9.14	

802.11ac(40MHz) Mode			MCS Index	SISO Measured Power (dBm)			
Band	Frequency [MHz]	Channel No.		Total Power (dBm)	Peak Ant Gain (dBi)	E.I.R.P (dBm)	Power Level Setting
UNII 2C	5510	102	0	10.13	1.37	11.50	8.0
			1	10.05	1.37	11.42	
			2	9.80	1.37	11.17	
			3	9.80	1.37	11.17	
			4	9.79	1.37	11.16	
			5	9.81	1.37	11.18	
			6	9.89	1.37	11.26	
			7	8.01	1.37	9.38	
			8	6.52	1.37	7.89	
			9	6.53	1.37	7.90	
	5550	110	0	13.99	1.37	15.36	12.0
			1	13.98	1.37	15.35	
			2	13.94	1.37	15.31	
			3	13.92	1.37	15.29	
			4	13.74	1.37	15.11	
			5	13.77	1.37	15.14	
			6	13.75	1.37	15.12	
			7	12.06	1.37	13.43	
			8	11.03	1.37	12.40	
			9	10.85	1.37	12.22	
	5710	142	0	15.02	1.37	16.39	12.0
			1	14.99	1.37	16.36	
			2	14.75	1.37	16.12	
			3	14.75	1.37	16.12	
			4	14.92	1.37	16.29	
			5	14.91	1.37	16.28	
			6	14.94	1.37	16.31	
			7	13.20	1.37	14.57	
			8	12.15	1.37	13.52	
			9	12.19	1.37	13.56	

802.11ac(40MHz) Mode			MCS Index	SISO Measured Power (dBm)			
Band	Frequency [MHz]	Channel No.		Total Power (dBm)	Peak Ant Gain (dBi)	E.I.R.P (dBm)	Power Level Setting
UNII 3	5755	151	0	16.08	1.42	17.50	1.00
			1	16.06	1.42	17.48	
			2	16.07	1.42	17.49	
			3	16.04	1.42	17.46	
			4	16.06	1.42	17.48	
			5	16.12	1.42	17.54	
			6	16.06	1.42	17.48	
			7	14.21	1.42	15.63	
			8	13.11	1.42	14.53	
			9	13.19	1.42	14.61	
	5795	159	0	18.23	1.42	19.65	15.00
			1	18.14	1.42	19.56	
			2	18.15	1.42	19.57	
			3	18.02	1.42	19.44	
			4	18.17	1.42	19.59	
			5	18.19	1.42	19.61	
			6	18.24	1.42	19.66	
			7	16.37	1.42	17.79	
			8	15.21	1.42	16.63	
			9	15.16	1.42	16.58	

802.11ac(80MHz) Mode			MCS Index	SISO Measured Power (dBm)			
Band	Frequency [MHz]	Channel No.		Total Power (dBm)	Peak Ant Gain (dBi)	E.I.R.P (dBm)	Power Level Setting
UNII 1	5210	42	0	10.16	1.42	11.58	7.5
			1	10.11	1.42	11.53	
			2	10.31	1.42	11.73	
			3	10.35	1.42	11.77	
			4	9.97	1.42	11.39	
			5	10.34	1.42	11.76	
			6	10.01	1.42	11.43	
			7	8.24	1.42	9.66	
			8	7.33	1.42	8.75	
			9	7.10	1.42	8.52	

802.11ac(80MHz) Mode			MCS Index	SISO Measured Power (dBm)			
Band	Frequency [MHz]	Channel No.		Total Power (dBm)	Peak Ant Gain (dBi)	E.I.R.P (dBm)	Power Level Setting
UNII 2A	5290	58	0	8.02	1.45	9.47	6.0
			1	8.04	1.45	9.49	
			2	8.05	1.45	9.50	
			3	8.03	1.45	9.48	
			4	7.86	1.45	9.31	
			5	7.88	1.45	9.33	
			6	7.91	1.45	9.36	
			7	5.91	1.45	7.36	
			8	4.02	1.45	5.47	
			9	4.08	1.45	5.53	

802.11ac(80MHz) Mode			MCS Index	SISO Measured Power (dBm)			
Band	Frequency [MHz]	Channel No.		Total Power (dBm)	Peak Ant Gain (dBi)	E.I.R.P (dBm)	Power Level Setting
UNII 2C	5530	106	0	9.49	1.37	10.86	7.50
			1	9.47	1.37	10.84	
			2	9.17	1.37	10.54	
			3	9.15	1.37	10.52	
			4	9.45	1.37	10.82	
			5	9.45	1.37	10.82	
			6	9.26	1.37	10.63	
			7	7.29	1.37	8.66	
			8	5.92	1.37	7.29	
			9	5.63	1.37	7.00	
	5690	138	0	16.23	1.37	17.60	15.0
			1	16.22	1.37	17.59	
			2	16.22	1.37	17.59	
			3	16.23	1.37	17.60	
			4	16.27	1.37	17.64	
			5	16.33	1.37	17.70	
			6	16.31	1.37	17.68	
			7	14.22	1.37	15.59	
			8	13.25	1.37	14.62	
			9	13.46	1.37	14.83	

802.11ac(80MHz) Mode			MCS Index	SISO Measured Power (dBm)			
Band	Frequency [MHz]	Channel No.		Total Power (dBm)	Peak Ant Gain (dBi)	E.I.R.P (dBm)	Power Level Setting
UNII 3	5775	155	0	18.20	1.42	19.62	15.00
			1	18.03	1.42	19.45	
			2	18.13	1.42	19.55	
			3	18.12	1.42	19.54	
			4	18.11	1.42	19.53	
			5	18.30	1.42	19.72	
			6	18.31	1.42	19.73	
			7	16.52	1.42	17.94	
			8	15.56	1.42	16.98	
			9	15.59	1.42	17.01	

[MIMO]

FCC Limts (802.11a, 802.11n_HT20, 802.11ac_VHT20)

UNII-1	: Total Power < 23.98 dBm
UNII-2A	: Total Power < 23.24 dBm
UNII-2C	: Total Power < 23.24 dBm
UNII-3	: Total Power < 30.00 dBm

FCC Limts (802.11n_HT40, 802.11ac_VHT40, 802.11ac_VHT80)

UNII-1	: Total Power < 23.98 dBm
UNII-2A	: Total Power < 23.98 dBm
UNII-2C	: Total Power < 23.98 dBm
UNII-3	: Total Power < 30.00 dBm

IC Limts (802.11a, 802.11n_HT20, 802.11ac_VHT20)

UNII-1	: E.I.R.P < 22.21 dBm
UNII-2A	: Total Power < 23.24 dBm
UNII-2A	: E.I.R.P < 29.24 dBm
UNII-2C	: Total Power < 23.24 dBm
UNII-2C	: E.I.R.P < 29.24 dBm
UNII-3	: Total Power < 30.00 dBm

IC Limts (802.11n_HT40, 802.11ac_VHT40, 802.11ac_VHT80)

UNII-1	: E.I.R.P < 23.01 dBm
UNII-2A	: Total Power < 23.98 dBm
UNII-2A	: E.I.R.P < 30.00 dBm
UNII-2C	: Total Power < 23.98 dBm
UNII-2C	: E.I.R.P < 30.00 dBm
UNII-3	: Total Power < 30.00 dBm

802.11a Mode			Rate (Mbps)	MIMO Total Power (dBm) (CDD)		
Band	Frequency [MHz]	Channel No.		SUM Power (dBm)	Peak Ant Gain (dBi)	E.I.R.P (dBm)
UNII 1	5180	36	6	15.75	3.77	19.52
			9	15.68	3.77	19.45
			12	15.63	3.77	19.40
			18	15.45	3.77	19.22
			24	15.46	3.77	19.23
			36	15.45	3.77	19.22
			48	13.58	3.77	17.35
			54	13.62	3.77	17.39
	5200	40	6	15.97	3.77	19.74
			9	15.93	3.77	19.70
			12	15.94	3.77	19.71
			18	15.80	3.77	19.57
			24	15.87	3.77	19.64
			36	15.71	3.77	19.48
			48	13.99	3.77	17.76
			54	14.08	3.77	17.85
	5240	48	6	15.76	3.77	19.53
			9	15.67	3.77	19.44
			12	15.51	3.77	19.28
			18	15.48	3.77	19.25
			24	15.58	3.77	19.35
			36	15.55	3.77	19.32
			48	13.72	3.77	17.49
			54	13.53	3.77	17.30

802.11a Mode			Rate (Mbps)	MIMO Total Power (dBm) (CDD)		
Band		SUM Power (dBm)		SUM Power (dBm)	Peak Ant Gain (dBi)	E.I.R.P (dBm)
UNII 2A	5260	52	6	15.84	4.23	20.07
			9	15.76	4.23	19.99
			12	15.75	4.23	19.98
			18	15.66	4.23	19.89
			24	15.67	4.23	19.90
			36	15.67	4.23	19.90
			48	13.65	4.23	17.88
			54	13.85	4.23	18.08
	5300	60	6	17.30	4.23	21.53
			9	17.25	4.23	21.48
			12	17.24	4.23	21.47
			18	17.26	4.23	21.49
			24	17.17	4.23	21.40
			36	17.03	4.23	21.26
			48	15.48	4.23	19.71
			54	15.45	4.23	19.68
	5320	64	6	18.76	4.23	22.99
			9	18.69	4.23	22.92
			12	18.61	4.23	22.84
			18	18.60	4.23	22.83
			24	18.52	4.23	22.75
			36	18.47	4.23	22.70
			48	16.65	4.23	20.88
			54	16.52	4.23	20.75

802.11a Mode			Rate (Mbps)	MIMO Total Power (dBm) (CDD)		
Band		SUM Power (dBm)		SUM Power (dBm)	Peak Ant Gain (dBi)	E.I.R.P (dBm)
UNII 2C	5500	100	6	17.35	4.40	21.75
			9	17.26	4.40	21.66
			12	17.22	4.40	21.62
			18	17.11	4.40	21.51
			24	17.12	4.40	21.52
			36	17.17	4.40	21.57
			48	15.36	4.40	19.76
			54	15.21	4.40	19.61
	5580	116	6	17.51	4.40	21.91
			9	17.30	4.40	21.70
			12	17.16	4.40	21.56
			18	17.15	4.40	21.55
			24	17.16	4.40	21.56
			36	16.68	4.40	21.08
			48	14.84	4.40	19.24
			54	14.85	4.40	19.25
	5720	144	6	17.92	4.40	22.32
			9	17.83	4.40	22.23
			12	17.83	4.40	22.23
			18	17.62	4.40	22.02
			24	17.67	4.40	22.07
			36	17.71	4.40	22.11
			48	15.86	4.40	20.26
			54	15.85	4.40	20.25

802.11a Mode			Rate (Mbps)	MIMO Total Power (dBm) (CDD)		
Band		SUM Power (dBm)		SUM Power (dBm)	Peak Ant Gain (dBi)	E.I.R.P (dBm)
UNII 3	5745	149	6	19.23	4.44	23.67
			9	19.15	4.44	23.59
			12	18.96	4.44	23.40
			18	18.99	4.44	23.43
			24	18.87	4.44	23.31
			36	19.07	4.44	23.51
			48	17.21	4.44	21.65
			54	17.22	4.44	21.66
	5785	157	6	19.57	4.44	24.01
			9	19.47	4.44	23.91
			12	19.47	4.44	23.91
			18	18.96	4.44	23.40
			24	19.29	4.44	23.73
			36	19.43	4.44	23.87
			48	18.01	4.44	22.45
			54	17.36	4.44	21.80
	5825	165	6	19.61	4.44	24.05
			9	19.56	4.44	24.00
			12	19.46	4.44	23.90
			18	19.34	4.44	23.78
			24	19.36	4.44	23.80
			36	19.59	4.44	24.03
			48	17.77	4.44	22.21
			54	17.73	4.44	22.17

802.11n(20MHz) Mode			MCS Index	MIMO Total Power (dBm) (CDD)		
Band	Frequency [MHz]	Channel No.		SUM Power (dBm)	Peak Ant Gain (dBi)	E.I.R.P (dBm)
UNII 1	5180	36	0	15.80	3.77	19.57
			1	15.71	3.77	19.48
			2	15.64	3.77	19.41
			3	15.60	3.77	19.37
			4	15.60	3.77	19.37
			5	15.59	3.77	19.36
			6	13.84	3.77	17.61
			7	13.67	3.77	17.44
	5200	40	0	15.86	3.77	19.63
			1	15.80	3.77	19.57
			2	15.60	3.77	19.37
			3	15.83	3.77	19.60
			4	15.76	3.77	19.53
			5	15.75	3.77	19.52
			6	14.18	3.77	17.95
			7	14.06	3.77	17.83
	5240	48	0	15.78	3.77	19.55
			1	15.76	3.77	19.53
			2	15.66	3.77	19.43
			3	15.64	3.77	19.41
			4	15.67	3.77	19.44
			5	15.52	3.77	19.29
			6	13.76	3.77	17.53
			7	13.70	3.77	17.47

802.11n(20MHz) Mode			MCS Index	MIMO Total Power (dBm) (CDD)		
Band	Frequency [MHz]	Channel No.		SUM Power (dBm)	Peak Ant Gain (dBi)	E.I.R.P (dBm)
UNII 2A	5260	52	0	16.41	4.23	20.64
			1	16.35	4.23	20.58
			2	16.37	4.23	20.60
			3	16.35	4.23	20.58
			4	16.25	4.23	20.48
			5	16.14	4.23	20.37
			6	14.38	4.23	18.61
			7	14.35	4.23	18.58
	5300	60	0	17.64	4.23	21.87
			1	17.57	4.23	21.80
			2	17.37	4.23	21.60
			3	17.33	4.23	21.56
			4	17.22	4.23	21.45
			5	17.36	4.23	21.59
			6	15.64	4.23	19.87
			7	15.31	4.23	19.54
	5320	64	0	19.17	4.23	23.40
			1	19.05	4.23	23.28
			2	19.02	4.23	23.25
			3	18.83	4.23	23.06
			4	18.91	4.23	23.14
			5	18.96	4.23	23.19
			6	17.31	4.23	21.54
			7	17.16	4.23	21.39

802.11n(20MHz) Mode			MCS Index	MIMO Total Power (dBm) (CDD)		
Band	Frequency [MHz]	Channel No.		SUM Power (dBm)	Peak Ant Gain (dBi)	E.I.R.P (dBm)
UNII 2C	5500	100	0	18.18	4.40	22.58
			1	18.13	4.40	22.53
			2	18.03	4.40	22.43
			3	18.06	4.40	22.46
			4	18.03	4.40	22.43
			5	18.13	4.40	22.53
			6	16.37	4.40	20.77
			7	16.40	4.40	20.80
	5580	116	0	18.40	4.40	22.80
			1	18.29	4.40	22.69
			2	18.24	4.40	22.64
			3	18.10	4.40	22.50
			4	18.22	4.40	22.62
			5	18.21	4.40	22.61
			6	16.14	4.40	20.54
			7	16.18	4.40	20.58
	5720	144	0	18.54	4.40	22.94
			1	18.48	4.40	22.88
			2	18.34	4.40	22.74
			3	18.23	4.40	22.63
			4	18.44	4.40	22.84
			5	18.30	4.40	22.70
			6	16.68	4.40	21.08
			7	16.65	4.40	21.05

802.11n(20MHz) Mode			MCS Index	MIMO Total Power (dBm) (CDD)		
Band	Frequency [MHz]	Channel No.		SUM Power (dBm)	Peak Ant Gain (dBi)	E.I.R.P (dBm)
UNII 3	5745	149	0	18.45	4.44	22.89
			1	18.34	4.44	22.78
			2	18.27	4.44	22.71
			3	18.12	4.44	22.56
			4	18.43	4.44	22.87
			5	18.34	4.44	22.78
			6	16.62	4.44	21.06
			7	16.60	4.44	21.04
	5785	157	0	18.85	4.44	23.29
			1	18.76	4.44	23.20
			2	18.68	4.44	23.12
			3	18.69	4.44	23.13
			4	18.78	4.44	23.22
			5	18.74	4.44	23.18
			6	17.01	4.44	21.45
			7	17.02	4.44	21.46
	5825	165	0	19.32	4.44	23.76
			1	19.25	4.44	23.69
			2	19.21	4.44	23.65
			3	19.18	4.44	23.62
			4	19.28	4.44	23.72
			5	19.36	4.44	23.80
			6	17.37	4.44	21.81
			7	17.38	4.44	21.82

802.11n(40MHz) Mode			MCS Index	MIMO Total Power (dBm) (CDD)		
Band	Frequency [MHz]	Channel No.		SUM Power (dBm)	Peak Ant Gain (dBi)	E.I.R.P (dBm)
UNII 1	5190	38	0	18.26	3.77	22.03
			1	18.29	3.77	22.06
			2	18.29	3.77	22.06
			3	18.30	3.77	22.07
			4	18.21	3.77	21.98
			5	18.21	3.77	21.98
			6	16.52	3.77	20.29
			7	16.42	3.77	20.19
	5230	46	0	17.62	3.77	21.39
			1	17.53	3.77	21.30
			2	17.51	3.77	21.28
			3	17.56	3.77	21.33
			4	17.58	3.77	21.35
			5	17.52	3.77	21.29
			6	15.66	3.77	19.43
			7	15.67	3.77	19.44

802.11n(40MHz) Mode			MCS Index	MIMO Total Power (dBm) (CDD)		
Band	Frequency [MHz]	Channel No.		SUM Power (dBm)	Peak Ant Gain (dBi)	E.I.R.P (dBm)
UNII 2A	5270	54	0	18.39	4.23	22.62
			1	18.32	4.23	22.55
			2	18.36	4.23	22.59
			3	18.29	4.23	22.52
			4	18.41	4.23	22.64
			5	18.41	4.23	22.64
			6	16.46	4.23	20.69
			7	16.50	4.23	20.73
	5310	62	0	14.64	4.23	18.87
			1	14.57	4.23	18.80
			2	14.55	4.23	18.78
			3	14.57	4.23	18.80
			4	14.57	4.23	18.80
			5	14.37	4.23	18.60
			6	12.56	4.23	16.79
			7	12.07	4.23	16.30

802.11n(40MHz) Mode			MCS Index	MIMO Total Power (dBm) (CDD)		
Band	Frequency [MHz]	Channel No.		SUM Power (dBm)	Peak Ant Gain (dBi)	E.I.R.P (dBm)
UNII 2C	5510	102	0	15.13	4.40	19.53
			1	15.11	4.40	19.51
			2	15.08	4.40	19.48
			3	15.09	4.40	19.49
			4	15.13	4.40	19.53
			5	15.05	4.40	19.45
			6	13.04	4.40	17.44
			7	13.10	4.40	17.50
	5550	110	0	17.60	4.40	22.00
			1	17.58	4.40	21.98
			2	17.35	4.40	21.75
			3	17.35	4.40	21.75
			4	17.46	4.40	21.86
			5	17.30	4.40	21.70
			6	15.68	4.40	20.08
			7	15.62	4.40	20.02
	5710	142	0	18.53	4.40	22.93
			1	18.42	4.40	22.82
			2	18.48	4.40	22.88
			3	18.29	4.40	22.69
			4	18.44	4.40	22.84
			5	18.47	4.40	22.87
			6	16.77	4.40	21.17
			7	16.56	4.40	20.96

802.11n(40MHz) Mode			MCS Index	MIMO Total Power (dBm) (CDD)		
Band	Frequency [MHz]	Channel No.		SUM Power (dBm)	Peak Ant Gain (dBi)	E.I.R.P (dBm)
UNII 3	5755	151	0	19.41	4.44	23.85
			1	19.32	4.44	23.76
			2	19.21	4.44	23.65
			3	19.02	4.44	23.46
			4	19.03	4.44	23.47
			5	19.06	4.44	23.50
			6	17.40	4.44	21.84
			7	17.41	4.44	21.85
	5795	159	0	21.39	4.44	25.83
			1	20.29	4.44	24.73
			2	20.31	4.44	24.75
			3	20.20	4.44	24.64
			4	20.26	4.44	24.70
			5	20.32	4.44	24.76
			6	18.77	4.44	23.21
			7	18.64	4.44	23.08

802.11ac(20MHz) Mode			MCS Index	MIMO Total Power (dBm) (CDD)		
Band	Frequency [MHz]	Channel No.		SUM Power (dBm)	Peak Ant Gain (dBi)	E.I.R.P (dBm)
UNII 1	5180	36	0	15.70	3.77	19.47
			1	15.63	3.77	19.40
			2	15.64	3.77	19.41
			3	15.63	3.77	19.40
			4	15.48	3.77	19.25
			5	15.34	3.77	19.11
			6	15.46	3.77	19.23
			7	13.59	3.77	17.36
			8	12.48	3.77	16.25
	5200	40	0	16.09	3.77	19.86
			1	16.03	3.77	19.80
			2	15.93	3.77	19.70
			3	15.97	3.77	19.74
			4	15.85	3.77	19.62
			5	15.84	3.77	19.61
			6	15.79	3.77	19.56
			7	14.32	3.77	18.09
			8	12.96	3.77	16.73
	5240	48	0	15.72	3.77	19.49
			1	15.60	3.77	19.37
			2	15.57	3.77	19.34
			3	15.38	3.77	19.15
			4	15.65	3.77	19.42
			5	15.41	3.77	19.18
			6	15.36	3.77	19.13
			7	13.42	3.77	17.19
			8	12.46	3.77	16.23

802.11ac(20MHz) Mode			MCS Index	MIMO Total Power (dBm) (CDD)		
Band	Frequency [MHz]	Channel No		SUM Power (dBm)	Peak Ant Gain (dBi)	E.I.R.P (dBm)
UNII 2A	5260	52	0	16.51	4.23	20.74
			1	16.38	4.23	20.61
			2	16.51	4.23	20.74
			3	16.40	4.23	20.63
			4	16.26	4.23	20.49
			5	16.38	4.23	20.61
			6	16.36	4.23	20.59
			7	14.47	4.23	18.70
			8	13.32	4.23	17.55
	5300	60	0	17.13	4.23	21.36
			1	17.08	4.23	21.31
			2	17.06	4.23	21.29
			3	17.01	4.23	21.24
			4	16.98	4.23	21.21
			5	16.92	4.23	21.15
			6	16.88	4.23	21.11
			7	15.06	4.23	19.29
			8	13.96	4.23	18.19
	5320	64	0	18.29	4.23	22.52
			1	18.32	4.23	22.55
			2	18.33	4.23	22.56
			3	18.23	4.23	22.46
			4	18.25	4.23	22.48
			5	18.28	4.23	22.51
			6	18.13	4.23	22.36
			7	16.19	4.23	20.42
			8	15.08	4.23	19.31

802.11ac(20MHz) Mode			MCS Index	MIMO Total Power (dBm) (CDD)		
Band	Frequency [MHz]	Channel No.		SUM Power (dBm)	Peak Ant Gain (dBi)	E.I.R.P (dBm)
UNII 2C	5500	100	0	18.19	4.40	22.59
			1	18.12	4.40	22.52
			2	18.06	4.40	22.46
			3	18.03	4.40	22.43
			4	17.96	4.40	22.36
			5	17.92	4.40	22.32
			6	18.15	4.40	22.55
			7	16.27	4.40	20.67
			8	15.12	4.40	19.52
	5580	116	0	17.45	4.40	21.85
			1	17.41	4.40	21.81
			2	17.33	4.40	21.73
			3	17.12	4.40	21.52
			4	17.04	4.40	21.44
			5	17.19	4.40	21.59
			6	17.06	4.40	21.46
			7	15.31	4.40	19.71
			8	14.39	4.40	18.79
	5720	144	0	18.46	4.40	22.86
			1	18.43	4.40	22.83
			2	18.29	4.40	22.69
			3	18.24	4.40	22.64
			4	18.42	4.40	22.82
			5	18.38	4.40	22.78
			6	18.36	4.40	22.76
			7	16.26	4.40	20.66
			8	15.68	4.40	20.08

802.11ac(20MHz) Mode			MCS Index	MIMO Total Power (dBm) (CDD)		
Band	Frequency [MHz]	Channel No.		SUM Power (dBm)	Peak Ant Gain (dBi)	E.I.R.P (dBm)
UNII 3	5745	149	0	18.76	4.44	23.20
			1	18.66	4.44	23.10
			2	18.56	4.44	23.00
			3	18.49	4.44	22.93
			4	18.65	4.44	23.09
			5	18.68	4.44	23.12
			6	18.68	4.44	23.12
			7	16.71	4.44	21.15
			8	15.51	4.44	19.95
	5785	157	0	18.93	4.44	23.37
			1	18.90	4.44	23.34
			2	18.81	4.44	23.25
			3	18.22	4.44	22.66
			4	18.94	4.44	23.38
			5	18.95	4.44	23.39
			6	18.88	4.44	23.32
			7	17.18	4.44	21.62
			8	16.13	4.44	20.57
	5825	165	0	19.24	4.44	23.68
			1	19.08	4.44	23.52
			2	19.08	4.44	23.52
			3	18.96	4.44	23.40
			4	19.13	4.44	23.57
			5	19.17	4.44	23.61
			6	19.18	4.44	23.62
			7	16.86	4.44	21.30
			8	16.29	4.44	20.73

802.11ac(40MHz) Mode			MCS Index	MIMO Total Power (dBm) (CDD)		
Band	Frequency [MHz]	Channel No.		SUM Power (dBm)	Peak Ant Gain (dBi)	E.I.R.P (dBm)
UNII 1	5190	38	0	19.23	3.77	23.00
			1	19.23	3.77	23.00
			2	18.99	3.77	22.76
			3	18.96	3.77	22.73
			4	18.96	3.77	22.73
			5	18.97	3.77	22.74
			6	18.94	3.77	22.71
			7	17.23	3.77	21.00
			8	16.06	3.77	19.83
			9	16.08	3.77	19.85
	5230	46	0	18.48	3.77	22.25
			1	18.37	3.77	22.14
			2	18.30	3.77	22.07
			3	18.19	3.77	21.96
			4	17.73	3.77	21.50
			5	18.26	3.77	22.03
			6	18.24	3.77	22.01
			7	16.24	3.77	20.01
			8	15.40	3.77	19.17
			9	15.33	3.77	19.10

802.11ac(40MHz) Mode			MCS Index	MIMO Total Power (dBm) (CDD)		
Band	Frequency [MHz]	Channel No.		SUM Power (dBm)	Peak Ant Gain (dBi)	E.I.R.P (dBm)
UNII 2A	5270	54	0	18.20	4.23	22.43
			1	18.13	4.23	22.36
			2	18.13	4.23	22.36
			3	18.07	4.23	22.30
			4	18.15	4.23	22.38
			5	18.04	4.23	22.27
			6	18.05	4.23	22.28
			7	15.98	4.23	20.21
			8	15.02	4.23	19.25
			9	15.02	4.23	19.25
	5310	62	0	14.75	4.23	18.98
			1	14.70	4.23	18.93
			2	14.70	4.23	18.93
			3	14.70	4.23	18.93
			4	14.52	4.23	18.75
			5	14.55	4.23	18.78
			6	14.55	4.23	18.78
			7	12.59	4.23	16.82
			8	11.41	4.23	15.64
			9	11.46	4.23	15.69

802.11ac(40MHz) Mode			MCS Index	MIMO Total Power (dBm) (CDD)		
Band	Frequency [MHz]	Channel No.		SUM Power (dBm)	Peak Ant Gain (dBi)	E.I.R.P (dBm)
UNII 2C	5510	102	0	13.79	4.40	18.19
			1	13.71	4.40	18.11
			2	13.46	4.40	17.86
			3	13.46	4.40	17.86
			4	13.59	4.40	17.99
			5	13.49	4.40	17.89
			6	13.47	4.40	17.87
			7	11.64	4.40	16.04
			8	10.32	4.40	14.72
			9	10.33	4.40	14.73
	5550	110	0	17.41	4.40	21.81
			1	17.42	4.40	21.82
			2	17.43	4.40	21.83
			3	17.39	4.40	21.79
			4	17.27	4.40	21.67
			5	17.30	4.40	21.70
			6	17.29	4.40	21.69
			7	15.61	4.40	20.01
			8	14.56	4.40	18.96
			9	14.33	4.40	18.73
	5710	142	0	18.06	4.40	22.46
			1	17.99	4.40	22.39
			2	17.88	4.40	22.28
			3	17.87	4.40	22.27
			4	18.02	4.40	22.42
			5	18.01	4.40	22.41
			6	18.09	4.40	22.49
			7	16.36	4.40	20.76
			8	15.22	4.40	19.62
			9	15.25	4.40	19.65

802.11ac(40MHz) Mode			MCS Index	MIMO Total Power (dBm) (CDD)		
Band	Frequency [MHz]	Channel No.		SUM Power (dBm)	Peak Ant Gain (dBi)	E.I.R.P (dBm)
UNII 3	5755	151	0	19.18	4.44	23.62
			1	19.15	4.44	23.59
			2	19.07	4.44	23.51
			3	19.06	4.44	23.50
			4	19.09	4.44	23.53
			5	19.14	4.44	23.58
			6	19.08	4.44	23.52
			7	17.26	4.44	21.70
			8	16.18	4.44	20.62
			9	16.25	4.44	20.69
	5795	159	0	21.29	4.44	25.73
			1	21.21	4.44	25.65
			2	21.21	4.44	25.65
			3	21.15	4.44	25.59
			4	21.26	4.44	25.70
			5	21.18	4.44	25.62
			6	21.23	4.44	25.67
			7	19.47	4.44	23.91
			8	18.30	4.44	22.74
			9	18.29	4.44	22.73

802.11ac(80MHz) Mode			MCS Index	MIMO Total Power (dBm) (CDD)		
Band	Frequency [MHz]	Channel No.		SUM Power (dBm)	Peak Ant Gain (dBi)	E.I.R.P (dBm)
UNII 1	5210	42	0	13.95	3.77	17.72
			1	13.88	3.77	17.65
			2	14.05	3.77	17.82
			3	14.07	3.77	17.84
			4	13.78	3.77	17.55
			5	13.92	3.77	17.69
			6	13.78	3.77	17.55
			7	12.02	3.77	15.79
			8	11.05	3.77	14.82
			9	10.97	3.77	14.74

802.11ac(80MHz) Mode			MCS Index	MIMO Total Power (dBm) (CDD)		
Band	Frequency [MHz]	Channel No.		SUM Power (dBm)	Peak Ant Gain (dBi)	E.I.R.P (dBm)
UNII 2A	5290	58	0	11.94	4.23	16.17
			1	12.01	4.23	16.24
			2	12.02	4.23	16.25
			3	12.01	4.23	16.24
			4	11.89	4.23	16.12
			5	11.92	4.23	16.15
			6	11.88	4.23	16.11
			7	9.80	4.23	14.03
			8	8.37	4.23	12.60
			9	8.40	4.23	12.63

802.11ac(80MHz) Mode			MCS Index	MIMO Total Power (dBm) (CDD)		
Band	Frequency [MHz]	Channel No.		SUM Power (dBm)	Peak Ant Gain (dBi)	E.I.R.P (dBm)
UNII 2C	5530	106	0	13.00	4.40	17.40
			1	12.92	4.40	17.32
			2	12.81	4.40	17.21
			3	12.58	4.40	16.98
			4	12.87	4.40	17.27
			5	12.87	4.40	17.27
			6	12.81	4.40	17.21
			7	10.75	4.40	15.15
			8	9.47	4.40	13.87
			9	9.43	4.40	13.83
	5690	138	0	19.18	4.40	23.58
			1	19.17	4.40	23.57
			2	19.10	4.40	23.50
			3	19.09	4.40	23.49
			4	19.20	4.40	23.60
			5	19.21	4.40	23.61
			6	19.40	4.40	23.80
			7	17.36	4.40	21.76
			8	16.37	4.40	20.77
			9	16.49	4.40	20.89

802.11ac(80MHz) Mode			MCS Index	MIMO Total Power (dBm) (CDD)		
Band	Frequency [MHz]	Channel No.		SUM Power (dBm)	Peak Ant Gain (dBi)	E.I.R.P (dBm)
UNII 3	5775	155	0	21.39	4.44	25.83
			1	21.27	4.44	25.71
			2	21.36	4.44	25.80
			3	21.32	4.44	25.76
			4	21.49	4.44	25.93
			5	21.58	4.44	26.02
			6	21.58	4.44	26.02
			7	19.79	4.44	24.23
			8	18.65	4.44	23.09
			9	18.70	4.44	23.14

10.4 POWER SPECTRAL DENSITY

FCC

Frequency (MHz)	Channel No.	Mode	Test Result			
			Ant 1	Ant 2	Ant 1 + Ant 2 MIMO	Limit (dBm)
5180	36	802.11a	3.941	2.121	6.138	11 dBm/MHz
5200	40		3.337	1.979	5.729	
5240	48		3.384	1.693	5.635	
5260	52		3.662	1.828	5.843	
5300	60		4.645	3.766	7.235	
5320	64		6.359	5.010	8.745	
5500	100		4.831	3.780	7.348	
5580	116		4.660	3.443	7.101	
5720	144		4.503	4.540	7.528	
5745	149		3.453	3.742	6.609	30 dBm/500kHz
5785	157		3.720	3.917	6.830	
5825	165		3.732	4.197	6.981	

Frequency (MHz)	Channel No.	Mode	Test Result			
			Ant 1	Ant 2	Ant 1 + Ant 2 MIMO	Limit (dBm)
5180	36	802.11n(20MHz)	3.164	1.323	5.353	11 dBm/MHz
5200	40		3.427	2.247	5.888	
5240	48		3.651	1.387	5.682	
5260	52		4.002	2.787	6.444	
5300	60		5.117	3.785	7.513	
5320	64		6.609	5.368	9.042	
5500	100		5.796	4.793	8.338	
5580	116		5.042	5.116	8.089	
5720	144		5.455	5.094	8.287	
5745	149		1.999	2.867	5.465	30 dBm/500kHz
5785	157		3.082	2.630	5.866	
5825	165		3.991	3.305	6.675	

Frequency (MHz)	Channel No.	Mode	Test Result			
			Ant 1	Ant 2	Ant 1 + Ant 2 MIMO	Limit (dBm)
5190	38	802.11n(40MHz)	2.349	1.046	4.757	11 dBm/MHz
5230	46		1.752	0.210	4.065	
5270	54		2.587	0.875	4.814	
5310	62		-1.046	-2.666	1.239	
5510	102		-0.516	-2.010	1.818	
5500	110		1.222	0.883	4.065	
5710	142		2.065	2.017	5.051	
5755	151		0.023	0.114	3.096	30 dBm /500kHz
5795	159		2.311	2.210	5.263	

Frequency (MHz)	Channel No.	Mode	Test Result			
			Ant 1	Ant 2	Ant 1 + Ant 2 MIMO	Limit (dBm)
5180	36	802.11ac(20MHz)	3.431	1.214	5.465	11 dBm/MHz
5200	40		3.326	1.666	5.587	
5240	48		3.126	1.353	5.340	
5260	52		4.239	2.820	6.590	
5300	60		5.044	3.264	7.251	
5320	64		5.656	4.875	8.293	
5500	100		5.773	4.560	8.222	
5580	116		4.515	4.402	7.474	
5720	144		5.549	5.493	8.531	
5745	149		2.947	2.838	5.899	30 dBm/ 500kHz
5785	157		3.321	3.097	6.222	
5825	165		3.709	3.028	6.395	

Frequency (MHz)	Channel No.	Mode	Test Result			
			Ant 1	Ant 2	Ant 1 + Ant 2 MIMO	Limit (dBm)
5190	38	802.11ac(40MHz)	3.657	1.889	5.866	11 dBm/MHz
5230	46		2.605	1.274	4.997	
5270	54		2.615	0.814	4.829	
5310	62		-0.793	-2.363	1.492	
5510	102		-1.982	-3.281	0.414	
5500	110		1.626	0.804	4.232	
5710	142		2.156	1.896	5.038	
5755	151		-0.129	-0.096	2.900	30 dBm/ 500kHz
5795	159		2.878	1.888	5.416	

Frequency (MHz)	Channel No.	Mode	Test Result			
			Ant 1	Ant 2	Ant 1 + Ant 2 MIMO	Limit (dBm)
5210	42	802.11ac(80MHz)	-5.110	-6.667	-2.757	11 dBm/MHz
5290	58		-6.951	-9.035	-4.949	
5530	106		-6.575	-7.476	-3.979	
5690	138		-0.342	-0.711	2.480	
5775	155		-1.336	-1.574	1.584	30 dBm/500kHz

IC

Frequency (MHz)	Channel No.	Mode	Test Result (dBm)			
			Ant 1	Ant 2	Ant 1 + Ant 2 MIMO	Limit
5745	149	802.11a	-6.746	-7.675	-4.202	8
5785	157		-6.401	-8.177	-4.202	8
5825	165		-6.085	-7.195	-3.565	8

Frequency (MHz)	Channel No.	Mode	Test Result (dBm)			
			Ant 1	Ant 2	Ant 1 + Ant 2 MIMO	Limit
5745	149	802.11n(20MHz)	-8.184	-8.840	-5.528	8
5785	157		-7.850	-7.844	-4.949	8
5825	165		-6.335	-7.664	-3.979	8

Frequency (MHz)	Channel No.	Mode	Test Result (dBm)			
			Ant 1	Ant 2	Ant 1 + Ant 2 MIMO	Limit
5755	151	802.11n(40MHz)	-10.479	-10.410	-7.447	8
5795	159		-7.954	-8.839	-5.376	8

Frequency (MHz)	Channel No.	Mode	Test Result (dBm)			
			Ant 1	Ant 2	Ant 1 + Ant 2 MIMO	Limit
5745	149	802.11ac(20MHz)	-8.039	-8.209	-5.086	8
5785	157		-7.459	-7.982	-4.685	8
5825	165		-7.614	-7.610	-4.685	8

Frequency (MHz)	Channel No.	Mode	Test Result (dBm)			
			Ant 1	Ant 2	Ant 1 + Ant 2 MIMO	Limit
5755	151	802.11ac(40MHz)	-11.063	-11.511	-8.239	8
5795	159		-8.934	-8.777	-5.850	8

Frequency (MHz)	Channel No.	Mode	Test Result (dBm)			
			Ant 1	Ant 2	Ant 1 + Ant 2 MIMO	Limit
5775	155	802.11ac(80MHz)	-12.250	-12.454	-9.208	8

*NOTE : Only UNII1 bands were calculated as EIRP.

[Ant1]

▣ Test Plots(802.11a)

Note:

In order to simplify the report, attached plots were only channel of highest power.

UNII 1 (Ch. 36)	UNII 2A (Ch. 64)

UNII 2C (Ch. 100)	UNII 3 (Ch. 165)

▣ Test Plots(802.11n(HT20))

Note:

In order to simplify the report, attached plots were only channel of highest power.

UNII 1 (Ch. 48)	UNII 2A (Ch. 64)
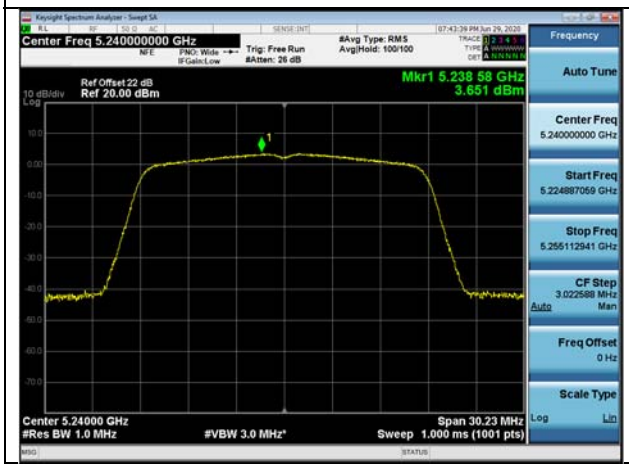	

UNII 2C (Ch. 100)	UNII 3 (Ch. 165)
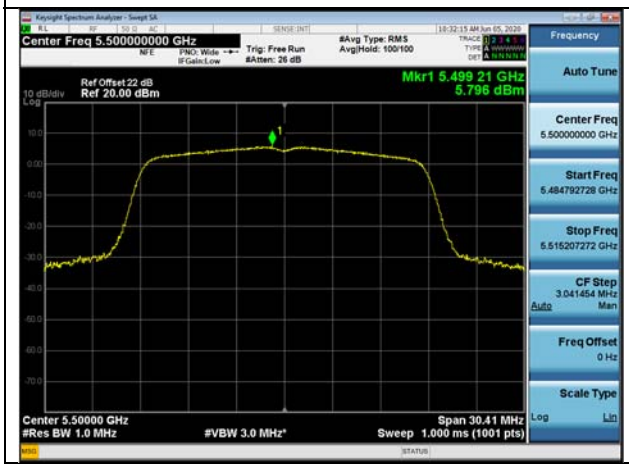	

▣ Test Plots(802.11n(HT40))

Note:

In order to simplify the report, attached plots were only channel of highest power.

UNII 1 (Ch. 38)	UNII 2A (Ch. 54)
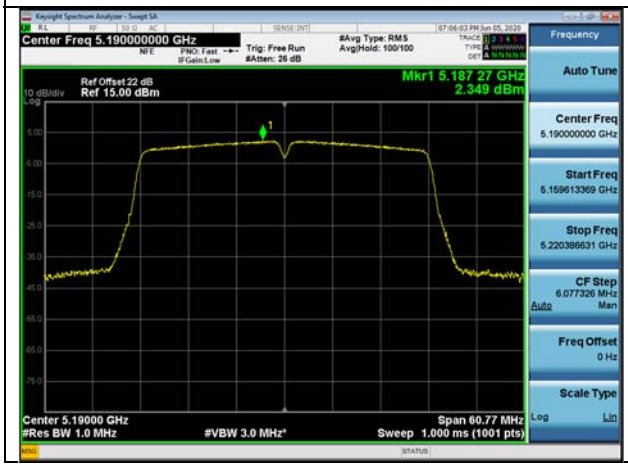	

UNII 2C (Ch. 142)	UNII 3 (Ch. 159)

▣ Test Plots(802.11ac(VHT20))

Note:

In order to simplify the report, attached plots were only channel of highest power.

UNII 1 (Ch. 48)	UNII 2A (Ch. 64)
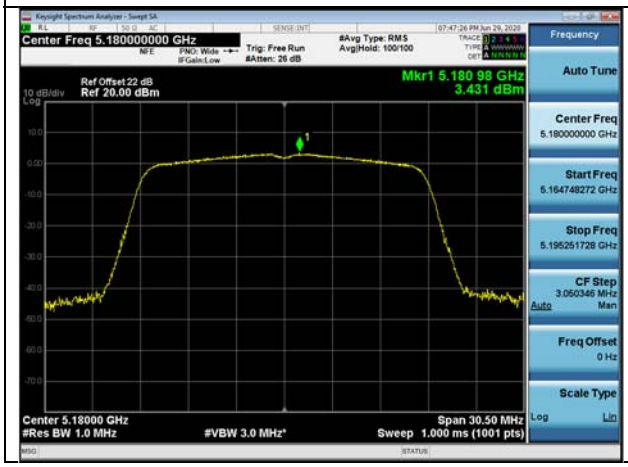	

UNII 2C (Ch. 100)	UNII 3 (Ch. 165)

▣ Test Plots(802.11ac(VHT40))

Note:

In order to simplify the report, attached plots were only channel of highest power.

UNII 1 (Ch. 38)	UNII 2A (Ch. 54)
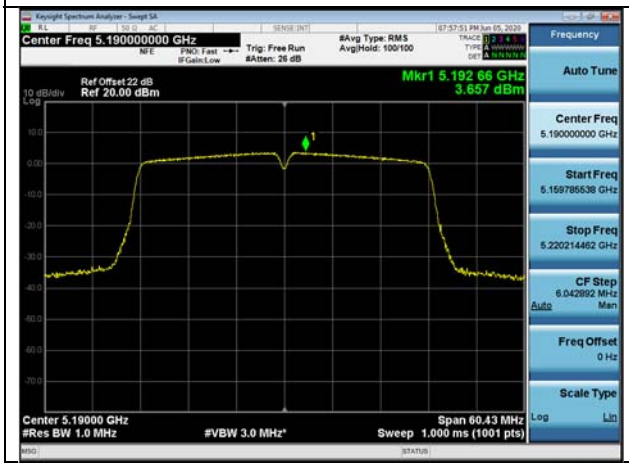	

UNII 2C (Ch. 142)	UNII 3 (Ch. 159)
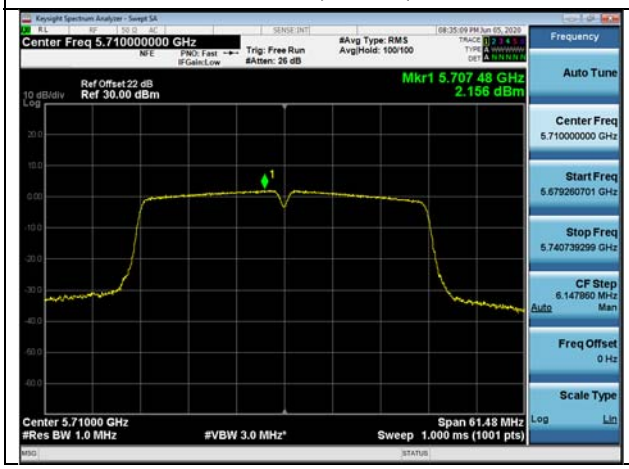	

▣ Test Plots(802.11ac(VHT80))

Note:

In order to simplify the report, attached plots were only channel of highest power.

UNII 1 (Ch. 42)	UNII 2A (Ch. 58)

UNII 2C (Ch. 138)	UNII 3 (Ch. 155)
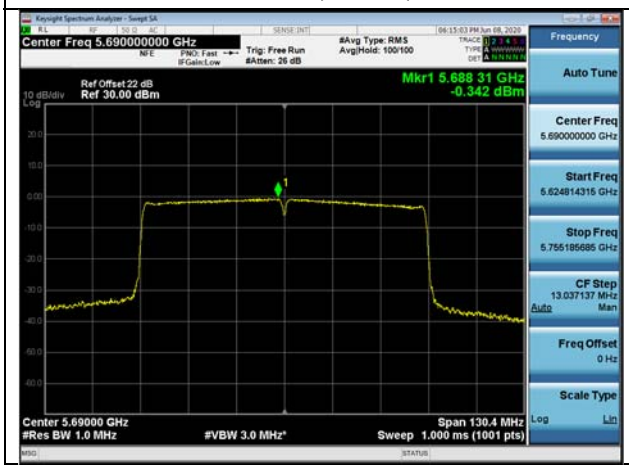	

[Ant2]

▣ Test Plots(802.11a)

Note:

In order to simplify the report, attached plots were only channel of highest power.

UNII 1 (Ch. 36)	UNII 2A (Ch. 64)

UNII 2C (Ch. 144)	UNII 3 (Ch. 165)
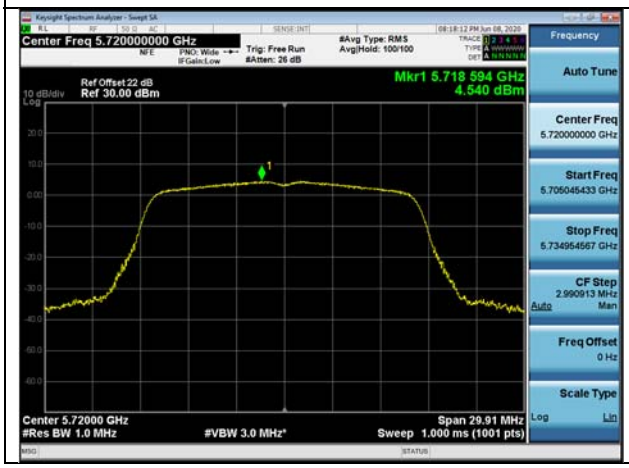	

▣ Test Plots(802.11n(HT20))

Note:

In order to simplify the report, attached plots were only channel of highest power.

UNII 1 (Ch. 40)	UNII 2A (Ch. 64)
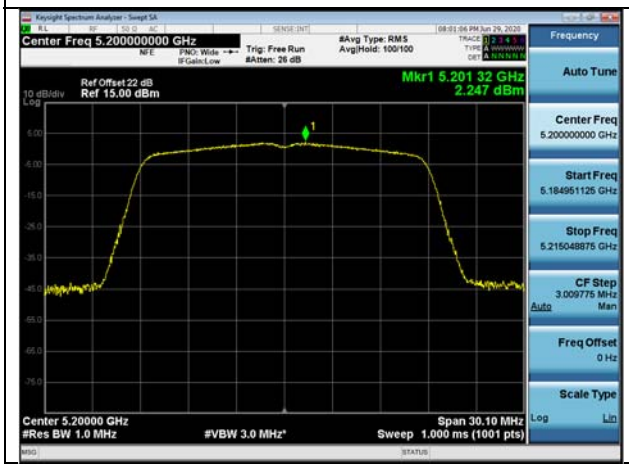	

UNII 2C (Ch. 116)	UNII 3 (Ch. 165)
	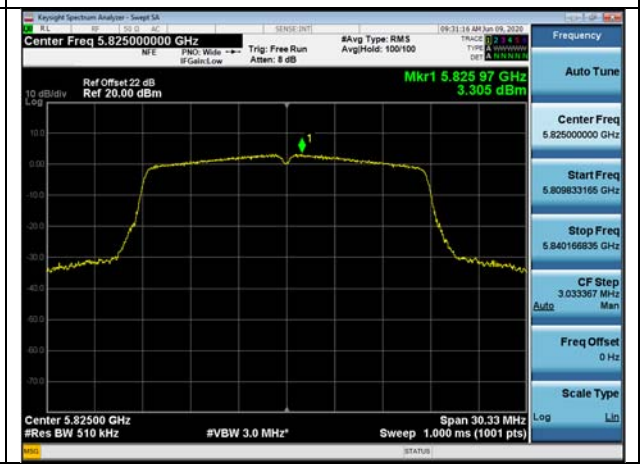

▣ Test Plots(802.11n(HT40))

Note:

In order to simplify the report, attached plots were only channel of highest power.

UNII 1 (Ch. 38)	UNII 2A (Ch. 54)
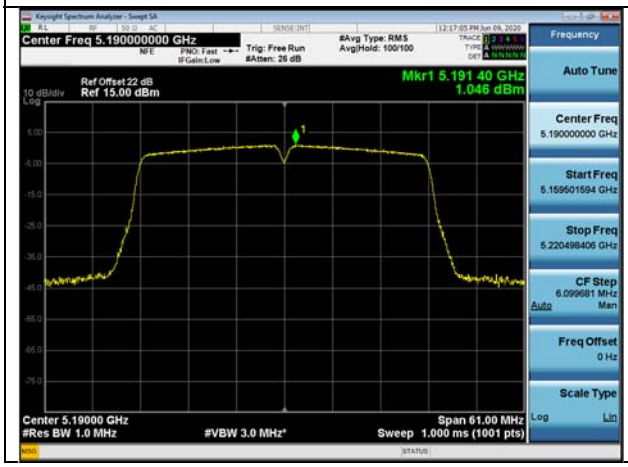	

UNII 2C (Ch. 142)	UNII 3 (Ch. 159)

▣ Test Plots(802.11ac(VHT20))

Note:

In order to simplify the report, attached plots were only channel of highest power.

UNII 1 (Ch. 40)	UNII 2A (Ch. 64)
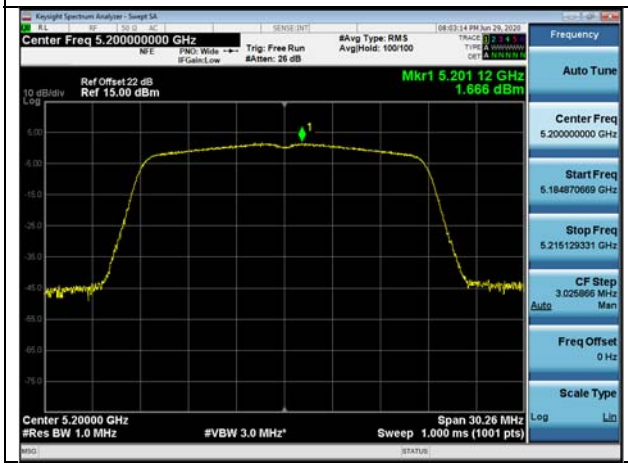	

UNII 2C (Ch. 144)	UNII 3 (Ch. 157)

▣ Test Plots(802.11ac(VHT40))

Note:

In order to simplify the report, attached plots were only channel of highest power.

UNII 1 (Ch. 38)	UNII 2A (Ch. 54)

UNII 2C (Ch. 142)	UNII 3 (Ch. 159)

▣ Test Plots(802.11ac(VHT80))

Note:

In order to simplify the report, attached plots were only channel of highest power.

UNII 1 (Ch. 42)	UNII 2A (Ch. 58)

UNII 2C (Ch. 138)	UNII 3 (Ch. 155)
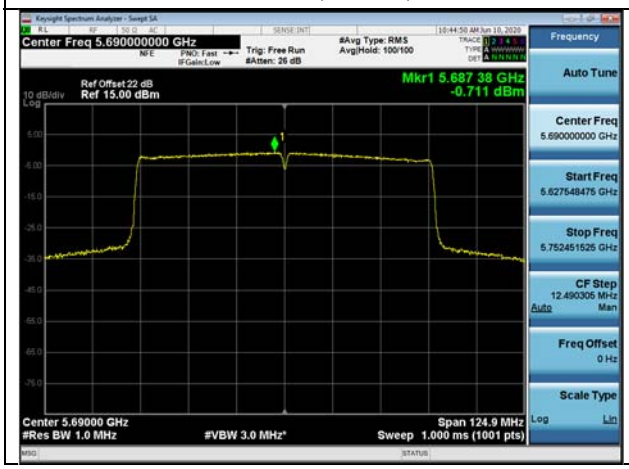	

10.5 FREQUENCY STABILITY.

10.5.1 80MHz BW

[ANT1]

Startup after the EUT is energized

OPERATING BAND:	UNII Band 1
OPERATING FREQUENCY:	5,210,000,000 Hz
CHANNEL:	42
REFERENCE VOLTAGE:	3.30 VDC

Voltage (%)	Power (VDC)	Temp. (°C)	Frequency (kHz)	Frequency Error (kHz)
100%	3.30	+20(Ref)	5210049.74	49.74
100%		-30	5210091.63	91.63
100%		-20	5210081.10	81.10
100%		-10	5210076.65	76.65
100%		0	5210098.15	98.15
100%		+10	5210079.02	79.02
100%		+30	5210064.16	64.16
100%		+40	5210072.31	72.31
100%		+50	5210058.48	58.48
HIGH	3.60	+20	5210073.58	73.58
LOW	3.14	+20	5210057.53	57.53

Note:

Based on the results of the frequency stability test shown above the frequency deviation results measured are very small. As such it is determined that the channels at the band edge would remain in-band when the maximum measured frequency error noted during the frequency stability tests is applied. Therefore the device is determined to remain operating in band over the temperature and voltage range as tested.

OPERATING BAND: UNII Band 2A
OPERATING FREQUENCY: 5,290,000,000 Hz
CHANNEL: 58
REFERENCE VOLTAGE: 3.30 VDC

Voltage (%)	Power (VDC)	Temp. (°C)	Frequency (kHz)	Frequency Error (kHz)
100%	3.30	+20(Ref)	5290073.94	73.94
100%		-30	5290069.03	69.03
100%		-20	5290019.45	19.45
100%		-10	5290073.32	73.32
100%		0	5290061.61	61.61
100%		+10	5290065.85	65.85
100%		+30	5290001.77	1.77
100%		+40	5290004.61	4.61
100%		+50	5290032.38	32.38
HIGH	3.60	+20	5290032.17	32.17
LOW	3.14	+20	5290052.80	52.8

Note:

Based on the results of the frequency stability test shown above the frequency deviation results measured are very small. As such it is determined that the channels at the band edge would remain in-band when the maximum measured frequency error noted during the frequency stability tests is applied. Therefore the device is determined to remain operating in band over the temperature and voltage range as tested.

OPERATING BAND: UNII Band 2C
OPERATING FREQUENCY: 5,530,000,000 Hz
CHANNEL: 106
REFERENCE VOLTAGE: 3.30 VDC

Voltage (%)	Power (VDC)	Temp. (°C)	Frequency (kHz)	Frequency Error (kHz)
100%	3.30	+20(Ref)	5530093.94	93.94
100%		-30	5530090.36	90.36
100%		-20	5530036.84	36.84
100%		-10	5530020.27	20.27
100%		0	5530085.63	85.63
100%		+10	5530038.15	38.15
100%		+30	5530046.95	46.95
100%		+40	5530097.39	97.39
100%		+50	5530030.51	30.51
HIGH	3.60	+20	5530078.72	78.72
LOW	3.14	+20	5530044.99	44.99

Note:

Based on the results of the frequency stability test shown above the frequency deviation results measured are very small. As such it is determined that the channels at the band edge would remain in-band when the maximum measured frequency error noted during the frequency stability tests is applied. Therefore the device is determined to remain operating in band over the temperature and voltage range as tested.

OPERATING BAND: UNII Band 3
OPERATING FREQUENCY: 5,775,000,000 Hz
CHANNEL: 155
REFERENCE VOLTAGE: 3.30 VDC

Voltage (%)	Power (VDC)	Temp. (°C)	Frequency (kHz)	Frequency Error (kHz)
100%	3.30	+20(Ref)	5775044.02	44.02
100%		-30	5775046.15	46.15
100%		-20	5775062.22	62.22
100%		-10	5775030.70	30.7
100%		0	5775016.03	16.03
100%		+10	5775048.62	48.62
100%		+30	5775065.48	65.48
100%		+40	5775070.74	70.74
100%		+50	5775081.99	81.99
HIGH	3.60	+20	5775087.41	87.41
LOW	3.14	+20	5775020.27	20.27

Note:

Based on the results of the frequency stability test shown above the frequency deviation results measured are very small. As such it is determined that the channels at the band edge would remain in-band when the maximum measured frequency error noted during the frequency stability tests is applied. Therefore the device is determined to remain operating in band over the temperature and voltage range as tested.

2 minutes after the EUT is energized

OPERATING BAND:	UNII Band 1
OPERATING FREQUENCY:	5,210,000,000 Hz
CHANNEL:	42
REFERENCE VOLTAGE:	3.30 VDC

Voltage (%)	Power (VDC)	Temp. (°C)	Frequency (kHz)	Frequency Error (kHz)
100%	3.30	+20(Ref)	5210023.63	23.63
100%		-30	5210008.99	8.99
100%		-20	5210029.28	29.28
100%		-10	5210055.89	55.89
100%		0	5210077.65	77.65
100%		+10	5210074.65	74.65
100%		+30	5210007.85	7.85
100%		+40	5210073.43	73.43
100%		+50	5210006.60	6.60
HIGH	3.60	+20	5210047.78	47.78
LOW	3.14	+20	5210021.60	21.60

Note:

Based on the results of the frequency stability test shown above the frequency deviation results measured are very small. As such it is determined that the channels at the band edge would remain in-band when the maximum measured frequency error noted during the frequency stability tests is applied. Therefore the device is determined to remain operating in band over the temperature and voltage range as tested.

OPERATING BAND:	UNII Band 2A
OPERATING FREQUENCY:	5,290,000,000 Hz
CHANNEL:	58
REFERENCE VOLTAGE:	3.30 VDC

Voltage (%)	Power (VDC)	Temp. (°C)	Frequency (kHz)	Frequency Error (kHz)
100%	3.30	+20(Ref)	5290081.10	81.10
100%		-30	5290064.82	64.82
100%		-20	5290028.90	28.9
100%		-10	5290003.72	3.72
100%		0	5290095.36	95.36
100%		+10	5290051.36	51.36
100%		+30	5290025.08	25.08
100%		+40	5290012.22	12.22
100%		+50	5290036.81	36.81
HIGH	3.60	+20	5290022.65	22.65
LOW	3.14	+20	5290093.12	93.12

Note:

Based on the results of the frequency stability test shown above the frequency deviation results measured are very small. As such it is determined that the channels at the band edge would remain in-band when the maximum measured frequency error noted during the frequency stability tests is applied. Therefore the device is determined to remain operating in band over the temperature and voltage range as tested.

OPERATING BAND: UNII Band 2C
OPERATING FREQUENCY: 5,530,000,000 Hz
CHANNEL: 106
REFERENCE VOLTAGE: 3.30 VDC

Voltage (%)	Power (VDC)	Temp. (°C)	Frequency (kHz)	Frequency Error (kHz)
100%	3.30	+20(Ref)	5530002.23	2.23
100%		-30	5530098.88	98.88
100%		-20	5530017.31	17.31
100%		-10	5530079.60	79.6
100%		0	5530085.90	85.9
100%		+10	5530022.46	22.46
100%		+30	5530086.45	86.45
100%		+40	5530089.68	89.68
100%		+50	5530008.56	8.56
HIGH	3.60	+20	5530056.16	56.16
LOW	3.14	+20	5530069.37	69.37

Note:

Based on the results of the frequency stability test shown above the frequency deviation results measured are very small. As such it is determined that the channels at the band edge would remain in-band when the maximum measured frequency error noted during the frequency stability tests is applied. Therefore the device is determined to remain operating in band over the temperature and voltage range as tested.

OPERATING BAND: UNII Band 3
OPERATING FREQUENCY: 5,775,000,000 Hz
CHANNEL: 155
REFERENCE VOLTAGE: 3.30 VDC

Voltage (%)	Power (VDC)	Temp. (°C)	Frequency (kHz)	Frequency Error (kHz)
100%	3.30	+20(Ref)	5775056.78	56.78
100%		-30	5775001.78	1.78
100%		-20	5775062.98	62.98
100%		-10	5775098.18	98.18
100%		0	5775079.16	79.16
100%		+10	5775014.91	14.91
100%		+30	5775075.09	75.09
100%		+40	5775035.93	35.93
100%		+50	5775037.40	37.40
HIGH	3.60	+20	5775010.88	10.88
LOW	3.14	+20	5775053.98	53.98

Note:

Based on the results of the frequency stability test shown above the frequency deviation results measured are very small. As such it is determined that the channels at the band edge would remain in-band when the maximum measured frequency error noted during the frequency stability tests is applied. Therefore the device is determined to remain operating in band over the temperature and voltage range as tested.

5 minutes after the EUT is energized

OPERATING BAND:	UNII Band 1
OPERATING FREQUENCY:	5,210,000,000 Hz
CHANNEL:	42
REFERENCE VOLTAGE:	3.30 VDC

Voltage (%)	Power (VDC)	Temp. (°C)	Frequency (kHz)	Frequency Error (kHz)
100%	3.30	+20(Ref)	5210086.53	86.53
100%		-30	5210054.02	54.02
100%		-20	5210042.87	42.87
100%		-10	5210086.56	86.56
100%		0	5210091.52	91.52
100%		+10	5210066.39	66.39
100%		+30	5210076.90	76.90
100%		+40	5210037.13	37.13
100%		+50	5210037.49	37.49
HIGH	3.60	+20	5210091.93	91.93
LOW	3.14	+20	5210045.75	45.75

Note:

Based on the results of the frequency stability test shown above the frequency deviation results measured are very small. As such it is determined that the channels at the band edge would remain in-band when the maximum measured frequency error noted during the frequency stability tests is applied. Therefore the device is determined to remain operating in band over the temperature and voltage range as tested.

OPERATING BAND:	UNII Band 2A
OPERATING FREQUENCY:	5,290,000,000 Hz
CHANNEL:	58
REFERENCE VOLTAGE:	3.30 VDC

Voltage (%)	Power (VDC)	Temp. (°C)	Frequency (kHz)	Frequency Error (kHz)
100%	3.30	+20(Ref)	5290092.72	92.72
100%		-30	5290093.99	93.99
100%		-20	5290093.29	93.29
100%		-10	5290019.04	19.04
100%		0	5290053.26	53.26
100%		+10	5290070.67	70.67
100%		+30	5290080.43	80.43
100%		+40	5290052.90	52.9
100%		+50	5290099.60	99.60
HIGH	3.60	+20	5290071.50	71.50
LOW	3.14	+20	5290095.71	95.71

Note:

Based on the results of the frequency stability test shown above the frequency deviation results measured are very small. As such it is determined that the channels at the band edge would remain in-band when the maximum measured frequency error noted during the frequency stability tests is applied. Therefore the device is determined to remain operating in band over the temperature and voltage range as tested.

OPERATING BAND: UNII Band 2C
OPERATING FREQUENCY: 5,530,000,000 Hz
CHANNEL: 106
REFERENCE VOLTAGE: 3.30 VDC

Voltage (%)	Power (VDC)	Temp. (°C)	Frequency (kHz)	Frequency Error (kHz)
100%	3.30	+20(Ref)	5530084.51	84.51
100%		-30	5530043.93	43.93
100%		-20	5530055.13	55.13
100%		-10	5530096.47	96.47
100%		0	5530042.89	42.89
100%		+10	5530096.10	96.1
100%		+30	5530042.02	42.02
100%		+40	5530063.04	63.04
100%		+50	5530058.43	58.43
HIGH	3.60	+20	5530057.03	57.03
LOW	3.14	+20	5530093.40	93.4

Note:

Based on the results of the frequency stability test shown above the frequency deviation results measured are very small. As such it is determined that the channels at the band edge would remain in-band when the maximum measured frequency error noted during the frequency stability tests is applied. Therefore the device is determined to remain operating in band over the temperature and voltage range as tested.

OPERATING BAND:	UNII Band 3
OPERATING FREQUENCY:	5,775,000,000 Hz
CHANNEL:	155
REFERENCE VOLTAGE:	3.30 VDC

Voltage (%)	Power (VDC)	Temp. (°C)	Frequency (kHz)	Frequency Error (kHz)
100%	3.30	+20(Ref)	5775088.37	88.37
100%		-30	5775094.39	94.39
100%		-20	5775022.91	22.91
100%		-10	5775053.69	53.69
100%		0	5775020.19	20.19
100%		+10	5775072.30	72.3
100%		+30	5775020.24	20.24
100%		+40	5775081.46	81.46
100%		+50	5775037.34	37.34
HIGH	3.60	+20	5775065.59	65.59
LOW	3.14	+20	5775082.35	82.35

Note:

Based on the results of the frequency stability test shown above the frequency deviation results measured are very small. As such it is determined that the channels at the band edge would remain in-band when the maximum measured frequency error noted during the frequency stability tests is applied. Therefore the device is determined to remain operating in band over the temperature and voltage range as tested.

10 minutes after the EUT is energized

OPERATING BAND:	UNII Band 1
OPERATING FREQUENCY:	5,210,000,000 Hz
CHANNEL:	42
REFERENCE VOLTAGE:	3.30 VDC

Voltage (%)	Power (VDC)	Temp. (°C)	Frequency (kHz)	Frequency Error (kHz)
100%	3.60	+20(Ref)	5210015.02	15.02
100%		-30	5210036.87	36.87
100%		-20	5210032.24	32.24
100%		-10	5210052.51	52.51
100%		0	5210088.07	88.07
100%		+10	5210020.64	20.64
100%		+30	5210063.40	63.40
100%		+40	5210012.92	12.92
100%		+50	5210095.25	95.25
HIGH	3.60	+20	5210005.88	5.88
LOW	3.14	+20	5210094.25	94.25

Note:

Based on the results of the frequency stability test shown above the frequency deviation results measured are very small. As such it is determined that the channels at the band edge would remain in-band when the maximum measured frequency error noted during the frequency stability tests is applied. Therefore the device is determined to remain operating in band over the temperature and voltage range as tested.

OPERATING BAND: UNII Band 2A
OPERATING FREQUENCY: 5,290,000,000 Hz
CHANNEL: 58
REFERENCE VOLTAGE: 3.30 VDC

Voltage (%)	Power (VDC)	Temp. (°C)	Frequency (kHz)	Frequency Error (kHz)
100%	3.30	+20(Ref)	5290031.53	31.53
100%		-30	5290053.59	53.59
100%		-20	5290029.42	29.42
100%		-10	5290070.93	70.93
100%		0	5290062.53	62.53
100%		+10	5290072.51	72.51
100%		+30	5290044.91	44.91
100%		+40	5290047.91	47.91
100%		+50	5290079.36	79.36
HIGH	3.60	+20	5290043.84	43.84
LOW	3.14	+20	5290062.70	62.7

Note:

Based on the results of the frequency stability test shown above the frequency deviation results measured are very small. As such it is determined that the channels at the band edge would remain in-band when the maximum measured frequency error noted during the frequency stability tests is applied. Therefore the device is determined to remain operating in band over the temperature and voltage range as tested.

OPERATING BAND:	UNII Band 2C
OPERATING FREQUENCY:	5,530,000,000 Hz
CHANNEL:	106
REFERENCE VOLTAGE:	3.30 VDC

Voltage (%)	Power (VDC)	Temp. (°C)	Frequency (kHz)	Frequency Error (kHz)
100%	3.30	+20(Ref)	5530031.22	31.22
100%		-30	5530014.40	14.40
100%		-20	5530022.06	22.06
100%		-10	5530069.56	69.56
100%		0	5530034.54	34.54
100%		+10	5530058.74	58.74
100%		+30	5530062.43	62.43
100%		+40	5530063.66	63.66
100%		+50	5530099.27	99.27
HIGH	3.60	+20	5530018.74	18.74
LOW	3.14	+20	5530036.12	36.12

Note:

Based on the results of the frequency stability test shown above the frequency deviation results measured are very small. As such it is determined that the channels at the band edge would remain in-band when the maximum measured frequency error noted during the frequency stability tests is applied. Therefore the device is determined to remain operating in band over the temperature and voltage range as tested.

OPERATING BAND: UNII Band 3
OPERATING FREQUENCY: 5,775,000,000 Hz
CHANNEL: 155
REFERENCE VOLTAGE: 3.30 VDC

Voltage (%)	Power (VDC)	Temp. (°C)	Frequency (kHz)	Frequency Error (kHz)
100%	3.30	+20(Ref)	5775054.20	54.20
100%		-30	5775042.31	42.31
100%		-20	5775083.60	83.6
100%		-10	5775028.50	28.5
100%		0	5775029.25	29.25
100%		+10	5775006.48	6.48
100%		+30	5775053.35	53.35
100%		+40	5775061.73	61.73
100%		+50	5775007.67	7.67
HIGH	3.60	+20	5775026.39	26.39
LOW	3.14	+20	5775077.81	77.81

Note:

Based on the results of the frequency stability test shown above the frequency deviation results measured are very small. As such it is determined that the channels at the band edge would remain in-band when the maximum measured frequency error noted during the frequency stability tests is applied. Therefore the device is determined to remain operating in band over the temperature and voltage range as tested.

[ANT2]

Startup after the EUT is energized

OPERATING BAND:	UNII Band 1
OPERATING FREQUENCY:	5,210,000,000 Hz
CHANNEL:	42
REFERENCE VOLTAGE:	3.30 VDC

Voltage (%)	Power (VDC)	Temp. (°C)	Frequency (kHz)	Frequency Error (kHz)
100%	3.60	+20(Ref)	5210031.67	31.67
100%		-30	5210037.92	37.92
100%		-20	5210068.30	68.30
100%		-10	5210068.88	68.88
100%		0	5210093.81	93.81
100%		+10	5210045.12	45.12
100%		+30	5210076.54	76.54
100%		+40	5210007.15	7.15
100%		+50	5210040.63	40.63
HIGH	3.60	+20	5210092.87	92.87
LOW	3.14	+20	5210003.27	3.27

Note:

Based on the results of the frequency stability test shown above the frequency deviation results measured are very small. As such it is determined that the channels at the band edge would remain in-band when the maximum measured frequency error noted during the frequency stability tests is applied. Therefore the device is determined to remain operating in band over the temperature and voltage range as tested.

OPERATING BAND:	UNII Band 2A
OPERATING FREQUENCY:	5,290,000,000 Hz
CHANNEL:	58
REFERENCE VOLTAGE:	3.30 VDC

Voltage (%)	Power (VDC)	Temp. (°C)	Frequency (kHz)	Frequency Error (kHz)
100%	3.30	+20(Ref)	5290090.88	90.88
100%		-30	5290050.58	50.58
100%		-20	5290017.47	17.47
100%		-10	5290011.55	11.55
100%		0	5290088.10	88.1
100%		+10	5290079.22	79.22
100%		+30	5290028.60	28.6
100%		+40	5290056.04	56.04
100%		+50	5290015.44	15.44
HIGH	3.60	+20	5290043.12	43.12
LOW	3.14	+20	5290038.84	38.84

Note:

Based on the results of the frequency stability test shown above the frequency deviation results measured are very small. As such it is determined that the channels at the band edge would remain in-band when the maximum measured frequency error noted during the frequency stability tests is applied. Therefore the device is determined to remain operating in band over the temperature and voltage range as tested.

OPERATING BAND: UNII Band 2C
OPERATING FREQUENCY: 5,530,000,000 Hz
CHANNEL: 106
REFERENCE VOLTAGE: 3.30 VDC

Voltage (%)	Power (VDC)	Temp. (°C)	Frequency (kHz)	Frequency Error (kHz)
100%	3.30	+20(Ref)	5530044.89	44.89
100%		-30	5530012.74	12.74
100%		-20	5530062.36	62.36
100%		-10	5530051.47	51.47
100%		0	5530081.37	81.37
100%		+10	5530087.62	87.62
100%		+30	5530087.42	87.42
100%		+40	5530021.18	21.18
100%		+50	5530042.16	42.16
HIGH	3.60	+20	5530082.15	82.15
LOW	3.14	+20	5530014.35	14.35

Note:

Based on the results of the frequency stability test shown above the frequency deviation results measured are very small. As such it is determined that the channels at the band edge would remain in-band when the maximum measured frequency error noted during the frequency stability tests is applied. Therefore the device is determined to remain operating in band over the temperature and voltage range as tested.

OPERATING BAND: UNII Band 3
OPERATING FREQUENCY: 5,775,000,000 Hz
CHANNEL: 155
REFERENCE VOLTAGE: 3.30 VDC

Voltage (%)	Power (VDC)	Temp. (°C)	Frequency (kHz)	Frequency Error (kHz)
100%	3.30	+20(Ref)	5775065.34	65.34
100%		-30	5775030.06	30.06
100%		-20	5775029.79	29.79
100%		-10	5775043.24	43.24
100%		0	5775010.74	10.74
100%		+10	5775027.24	27.24
100%		+30	5775064.71	64.71
100%		+40	5775016.32	16.32
100%		+50	5775010.87	10.87
HIGH	3.60	+20	5775023.67	23.67
LOW	3.14	+20	5775089.13	89.13

Note:

Based on the results of the frequency stability test shown above the frequency deviation results measured are very small. As such it is determined that the channels at the band edge would remain in-band when the maximum measured frequency error noted during the frequency stability tests is applied. Therefore the device is determined to remain operating in band over the temperature and voltage range as tested.

2 minutes after the EUT is energized

OPERATING BAND:	UNII Band 1
OPERATING FREQUENCY:	5,210,000,000 Hz
CHANNEL:	42
REFERENCE VOLTAGE:	3.30 VDC

Voltage (%)	Power (VDC)	Temp. (°C)	Frequency (kHz)	Frequency Error (kHz)
100%	3.30	+20(Ref)	5210047.73	47.73
100%		-30	5210041.69	41.69
100%		-20	5210077.91	77.91
100%		-10	5210014.70	14.70
100%		0	5210041.24	41.24
100%		+10	5210007.28	7.28
100%		+30	5210091.08	91.08
100%		+40	5210004.27	4.27
100%		+50	5210009.08	9.08
HIGH	3.60	+20	5210022.44	22.44
LOW	3.14	+20	5210065.83	65.83

Note:

Based on the results of the frequency stability test shown above the frequency deviation results measured are very small. As such it is determined that the channels at the band edge would remain in-band when the maximum measured frequency error noted during the frequency stability tests is applied. Therefore the device is determined to remain operating in band over the temperature and voltage range as tested.

OPERATING BAND: UNII Band 2A
OPERATING FREQUENCY: 5,290,000,000 Hz
CHANNEL: 58
REFERENCE VOLTAGE: 3.30 VDC

Voltage (%)	Power (VDC)	Temp. (°C)	Frequency (kHz)	Frequency Error (kHz)
100%	3.30	+20(Ref)	5290026.26	26.26
100%		-30	5290041.25	41.25
100%		-20	5290080.21	80.21
100%		-10	5290063.12	63.12
100%		0	5290033.42	33.42
100%		+10	5290052.37	52.37
100%		+30	5290076.04	76.04
100%		+40	5290029.62	29.62
100%		+50	5290035.64	35.64
HIGH	3.60	+20	5290014.55	14.55
LOW	3.14	+20	5290007.08	7.08

Note:

Based on the results of the frequency stability test shown above the frequency deviation results measured are very small. As such it is determined that the channels at the band edge would remain in-band when the maximum measured frequency error noted during the frequency stability tests is applied. Therefore the device is determined to remain operating in band over the temperature and voltage range as tested.

OPERATING BAND: UNII Band 2C
OPERATING FREQUENCY: 5,530,000,000 Hz
CHANNEL: 106
REFERENCE VOLTAGE: 3.30 VDC

Voltage (%)	Power (VDC)	Temp. (°C)	Frequency (kHz)	Frequency Error (kHz)
100%	3.30	+20(Ref)	5530007.18	7.18
100%		-30	5530001.32	1.32
100%		-20	5530034.85	34.85
100%		-10	5530019.92	19.92
100%		0	5530049.78	49.78
100%		+10	5530080.14	80.14
100%		+30	5530015.56	15.56
100%		+40	5530083.44	83.44
100%		+50	5530092.17	92.17
HIGH	3.60	+20	5530031.33	31.33
LOW	3.14	+20	5530074.25	74.25

Note:

Based on the results of the frequency stability test shown above the frequency deviation results measured are very small. As such it is determined that the channels at the band edge would remain in-band when the maximum measured frequency error noted during the frequency stability tests is applied. Therefore the device is determined to remain operating in band over the temperature and voltage range as tested.

OPERATING BAND: UNII Band 3
OPERATING FREQUENCY: 5,775,000,000 Hz
CHANNEL: 155
REFERENCE VOLTAGE: 3.30 VDC

Voltage (%)	Power (VDC)	Temp. (°C)	Frequency (kHz)	Frequency Error (kHz)
100%	3.30	+20(Ref)	5775068.75	68.75
100%		-30	5775057.14	57.14
100%		-20	5775024.90	24.9
100%		-10	5775019.45	19.45
100%		0	5775002.20	2.2
100%		+10	5775016.73	16.73
100%		+30	5775050.64	50.64
100%		+40	5775095.38	95.38
100%		+50	5775026.30	26.30
HIGH	3.60	+20	5775044.69	44.69
LOW	3.14	+20	5775042.63	42.63

Note:

Based on the results of the frequency stability test shown above the frequency deviation results measured are very small. As such it is determined that the channels at the band edge would remain in-band when the maximum measured frequency error noted during the frequency stability tests is applied. Therefore the device is determined to remain operating in band over the temperature and voltage range as tested.

5 minutes after the EUT is energized

OPERATING BAND:	UNII Band 1
OPERATING FREQUENCY:	5,210,000,000 Hz
CHANNEL:	42
REFERENCE VOLTAGE:	3.30 VDC

Voltage (%)	Power (VDC)	Temp. (°C)	Frequency (kHz)	Frequency Error (kHz)
100%	3.30	+20(Ref)	5210018.88	18.88
100%		-30	5210080.65	80.65
100%		-20	5210056.75	56.75
100%		-10	5210030.06	30.06
100%		0	5210039.15	39.15
100%		+10	5210016.52	16.52
100%		+30	5210041.80	41.80
100%		+40	5210042.22	42.22
100%		+50	5210002.65	2.65
HIGH	3.60	+20	5210039.89	39.89
LOW	3.14	+20	5210033.48	33.48

Note:

Based on the results of the frequency stability test shown above the frequency deviation results measured are very small. As such it is determined that the channels at the band edge would remain in-band when the maximum measured frequency error noted during the frequency stability tests is applied. Therefore the device is determined to remain operating in band over the temperature and voltage range as tested.

OPERATING BAND:	UNII Band 2A
OPERATING FREQUENCY:	5,290,000,000 Hz
CHANNEL:	58
REFERENCE VOLTAGE:	3.30 VDC

Voltage (%)	Power (VDC)	Temp. (°C)	Frequency (kHz)	Frequency Error (kHz)
100%	3.30	+20(Ref)	5290085.86	85.86
100%		-30	5290089.99	89.99
100%		-20	5290006.85	6.85
100%		-10	5290008.56	8.56
100%		0	5290058.34	58.34
100%		+10	5290084.53	84.53
100%		+30	5290003.29	3.29
100%		+40	5290075.34	75.34
100%		+50	5290068.12	68.12
HIGH	3.60	+20	5290003.67	3.67
LOW	3.14	+20	5290023.48	23.48

Note:

Based on the results of the frequency stability test shown above the frequency deviation results measured are very small. As such it is determined that the channels at the band edge would remain in-band when the maximum measured frequency error noted during the frequency stability tests is applied. Therefore the device is determined to remain operating in band over the temperature and voltage range as tested.

OPERATING BAND: UNII Band 2C
OPERATING FREQUENCY: 5,530,000,000 Hz
CHANNEL: 106
REFERENCE VOLTAGE: 3.30 VDC

Voltage (%)	Power (VDC)	Temp. (°C)	Frequency (kHz)	Frequency Error (kHz)
100%	3.30	+20(Ref)	5530083.08	83.08
100%		-30	5530042.98	42.98
100%		-20	5530037.66	37.66
100%		-10	5530055.63	55.63
100%		0	5530087.45	87.45
100%		+10	5530027.25	27.25
100%		+30	5530039.56	39.56
100%		+40	5530048.39	48.39
100%		+50	5530088.55	88.55
HIGH	3.60	+20	5530045.76	45.76
LOW	3.14	+20	5530099.02	99.02

Note:

Based on the results of the frequency stability test shown above the frequency deviation results measured are very small. As such it is determined that the channels at the band edge would remain in-band when the maximum measured frequency error noted during the frequency stability tests is applied. Therefore the device is determined to remain operating in band over the temperature and voltage range as tested.

OPERATING BAND: UNII Band 3
OPERATING FREQUENCY: 5,775,000,000 Hz
CHANNEL: 155
REFERENCE VOLTAGE: 3.30 VDC

Voltage (%)	Power (VDC)	Temp. (°C)	Frequency (kHz)	Frequency Error (kHz)
100%	3.30	+20(Ref)	5775082.71	82.71
100%		-30	5775018.77	18.77
100%		-20	5775053.58	53.58
100%		-10	5775015.74	15.74
100%		0	5775075.51	75.51
100%		+10	5775030.76	30.76
100%		+30	5775079.06	79.06
100%		+40	5775014.45	14.45
100%		+50	5775068.37	68.37
HIGH	3.60	+20	5775036.06	36.06
LOW	3.14	+20	5775082.62	82.62

Note:

Based on the results of the frequency stability test shown above the frequency deviation results measured are very small. As such it is determined that the channels at the band edge would remain in-band when the maximum measured frequency error noted during the frequency stability tests is applied. Therefore the device is determined to remain operating in band over the temperature and voltage range as tested.

10 minutes after the EUT is energized

OPERATING BAND:	UNII Band 1
OPERATING FREQUENCY:	5,210,000,000 Hz
CHANNEL:	42
REFERENCE VOLTAGE:	3.30 VDC

Voltage (%)	Power (VDC)	Temp. (°C)	Frequency (kHz)	Frequency Error (kHz)
100%	3.30	+20(Ref)	5210098.72	98.72
100%		-30	5210065.54	65.54
100%		-20	5210063.27	63.27
100%		-10	5210075.03	75.03
100%		0	5210052.97	52.97
100%		+10	5210098.89	98.89
100%		+30	5210009.30	9.30
100%		+40	5210022.70	22.70
100%		+50	5210063.09	63.09
HIGH	3.60	+20	5210013.96	13.96
LOW	3.14	+20	5210062.75	62.75

Note:

Based on the results of the frequency stability test shown above the frequency deviation results measured are very small. As such it is determined that the channels at the band edge would remain in-band when the maximum measured frequency error noted during the frequency stability tests is applied. Therefore the device is determined to remain operating in band over the temperature and voltage range as tested.

OPERATING BAND:	UNII Band 2A
OPERATING FREQUENCY:	5,290,000,000 Hz
CHANNEL:	58
REFERENCE VOLTAGE:	3.30 VDC

Voltage (%)	Power (VDC)	Temp. (°C)	Frequency (kHz)	Frequency Error (kHz)
100%	3.30	+20(Ref)	5290065.35	65.35
100%		-30	5290068.84	68.84
100%		-20	5290056.36	56.36
100%		-10	5290016.59	16.59
100%		0	5290057.95	57.95
100%		+10	5290019.63	19.63
100%		+30	5290009.28	9.28
100%		+40	5290049.39	49.39
100%		+50	5290062.24	62.24
HIGH	3.60	+20	5290089.24	89.24
LOW	3.14	+20	5290046.03	46.03

Note:

Based on the results of the frequency stability test shown above the frequency deviation results measured are very small. As such it is determined that the channels at the band edge would remain in-band when the maximum measured frequency error noted during the frequency stability tests is applied. Therefore the device is determined to remain operating in band over the temperature and voltage range as tested.

OPERATING BAND: UNII Band 2C
OPERATING FREQUENCY: 5,530,000,000 Hz
CHANNEL: 106
REFERENCE VOLTAGE: 3.30 VDC

Voltage (%)	Power (VDC)	Temp. (°C)	Frequency (kHz)	Frequency Error (kHz)
100%	3.30	+20(Ref)	5530072.37	72.37
100%		-30	5530019.85	19.85
100%		-20	5530046.88	46.88
100%		-10	5530093.50	93.5
100%		0	5530044.61	44.61
100%		+10	5530066.46	66.46
100%		+30	5530051.54	51.54
100%		+40	5530051.72	51.72
100%		+50	5530026.21	26.21
HIGH	3.60	+20	5530081.52	81.52
LOW	3.14	+20	5530088.37	88.37

Note:

Based on the results of the frequency stability test shown above the frequency deviation results measured are very small. As such it is determined that the channels at the band edge would remain in-band when the maximum measured frequency error noted during the frequency stability tests is applied. Therefore the device is determined to remain operating in band over the temperature and voltage range as tested.

OPERATING BAND: UNII Band 3
OPERATING FREQUENCY: 5,775,000,000 Hz
CHANNEL: 155
REFERENCE VOLTAGE: 3.30 VDC

Voltage (%)	Power (VDC)	Temp. (°C)	Frequency (kHz)	Frequency Error (kHz)
100%	3.30	+20(Ref)	5775077.66	77.66
100%		-30	5775094.63	94.63
100%		-20	5775001.51	1.51
100%		-10	5775020.70	20.7
100%		0	5775052.45	52.45
100%		+10	5775076.14	76.14
100%		+30	5775067.18	67.18
100%		+40	5775065.23	65.23
100%		+50	5775030.30	30.30
HIGH	3.60	+20	5775068.27	68.27
LOW	3.14	+20	5775071.30	71.3

Note:

Based on the results of the frequency stability test shown above the frequency deviation results measured are very small. As such it is determined that the channels at the band edge would remain in-band when the maximum measured frequency error noted during the frequency stability tests is applied. Therefore the device is determined to remain operating in band over the temperature and voltage range as tested.

10.6 STRADDLE CHANNEL

10.6.1 26dB Bandwidth

[ANT1]

Mode	Band	Frequency [MHz]	Channel	Measured Frequency [MHz]	26dB Bandwidth [MHz]
802.11a	UNII 2C	5720	144	5709.88	15.12
802.11n(HT20)				5709.88	15.12
802.11ac(VHT20)				5709.96	15.04
802.11a	UNII 3	5720	144	5729.96	4.96
802.11n(HT20)				5730.04	5.04
802.11ac(VHT20)				5730.00	5.00

Mode	Band	Frequency [MHz]	Channel	Measured Frequency [MHz]	26dB Bandwidth [MHz]
802.11n(HT40)	UNII 2C	5710	142	5689.52	35.48
802.11ac(VHT40)				5689.84	35.16
802.11n(HT40)	UNII 3	5710	142	5730.16	5.16
802.11ac(VHT40)				5730.24	5.24

Mode	Band	Frequency [MHz]	Channel	Measured Frequency [MHz]	26dB Bandwidth [MHz]
802.11ac(VHT80)	UNII 2C	5690	138	5649.32	75.68
	UNII 3	5690	138	5730.68	5.68

Note:

[UNII 2C] 26dB Bandwidth = 5725MHz - Measured Frequency[MHz]

[UNII 3C] 26dB Bandwidth = Measured Frequency[MHz] -5725MHz

[ANT2]

Mode	Band	Frequency [MHz]	Channel	Measured Frequency [MHz]	26dB Bandwidth [MHz]
802.11a	UNII 2C	5720	144	5710.04	14.96
802.11n(HT20)				5709.76	15.24
802.11ac(VHT20)				5709.88	15.12
802.11a	UNII 3	5720	144	5729.92	4.92
802.11n(HT20)				5730.04	5.04
802.11ac(VHT20)				5730.12	5.12

Mode	Band	Frequency [MHz]	Channel	Measured Frequency [MHz]	26dB Bandwidth [MHz]
802.11n(HT40)	UNII 2C	5710	142	5689.60	35.40
802.11ac(VHT40)				5689.60	35.40
802.11n(HT40)	UNII 3	5710	142	5730.00	5.00
802.11ac(VHT40)				5730.00	5.00

Mode	Band	Frequency [MHz]	Channel	Measured Frequency [MHz]	26dB Bandwidth [MHz]
802.11ac(VHT80)	UNII 2C	5690	138	5649.44	75.56
	UNII 3	5690	138	5730.68	5.68

Note:

[UNII 2C] 26dB Bandwidth = 5725MHz - Measured Frequency[MHz]

[UNII 3C] 26dB Bandwidth = Measured Frequency[MHz] -5725MHz

[ANT1]

▣ Test Plots (26dB Bandwidth)

802.11a UNII Band

802.11n(HT20) UNII Band

802.11ac(VHT20) UNII Band

▣ Test Plots (26dB Bandwidth)

802.11n(HT40) UNII Band	802.11ac(VHT40) UNII Band
802.11ac(VHT80) UNII Band	
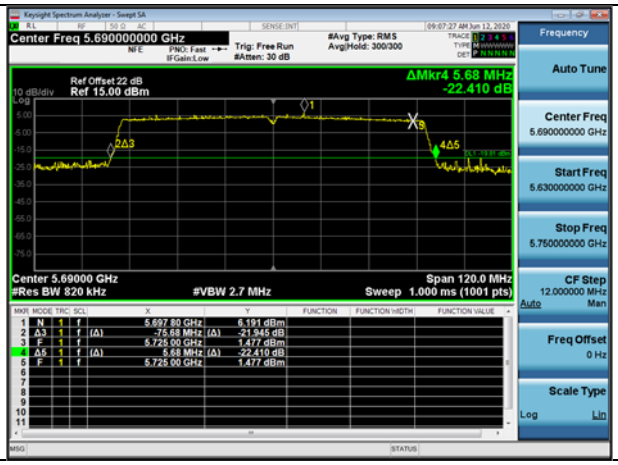	

[ANT2]

▣ Test Plots (26dB Bandwidth)

802.11a UNII Band	802.11n(HT20) UNII Band
802.11ac(VHT20) UNII Band	

▣ Test Plots (26dB Bandwidth)

802.11n(HT40) UNII Band	802.11ac(VHT40) UNII Band
802.11ac(VHT80) UNII Band	

10.6.2 6dB Bandwidth

[ANT1]

Mode	Band	Frequency [MHz]	Channel	Measured Frequency [MHz]	6dB Bandwidth [MHz]	Limit [MHz]
802.11a	UNII 3	5720	144	5728.16	3.16	> 0.5
802.11n(HT20)				5728.76	3.76	> 0.5
802.11ac(VHT20)				5728.76	3.76	> 0.5

Mode	Band	Frequency [MHz]	Channel	Measured Frequency [MHz]	6dB Bandwidth [MHz]	Limit [MHz]
802.11n(HT40)	UNII 3	5710	142	5728.24	3.24	> 0.5
802.11ac(VHT40)				5728.24	3.24	> 0.5

Mode	Band	Frequency [MHz]	Channel	Measured Frequency [MHz]	6dB Bandwidth [MHz]	Limit [MHz]
802.11ac(VHT80)	UNII 3	5690	138	5728.28	3.28	> 0.5

Note:

6dB Bandwidth = Measured Frequency[MHz] – 5725MHz

[ANT2]

Mode	Band	Frequency [MHz]	Channel	Measured Frequency [MHz]	6dB Bandwidth [MHz]	Limit [MHz]
802.11a	UNII 3	5720	144	5728.16	3.16	> 0.5
802.11n(HT20)				5728.76	3.76	> 0.5
802.11ac(VHT20)				5728.76	3.76	> 0.5

Mode	Band	Frequency [MHz]	Channel	Measured Frequency [MHz]	6dB Bandwidth [MHz]	Limit [MHz]
802.11n(HT40)	UNII 3	5710	142	5728.16	3.16	> 0.5
802.11ac(VHT40)				5728.16	3.16	> 0.5

Mode	Band	Frequency [MHz]	Channel	Measured Frequency [MHz]	6dB Bandwidth [MHz]	Limit [MHz]
802.11ac(VHT80)	UNII 3	5690	138	5728.28	3.28	> 0.5

Note:

6dB Bandwidth = Measured Frequency[MHz] – 5725MHz

[ANT1]

▣ Test Plots(UNII 3 Band 6dB Bandwidth)

802.11a CH.144

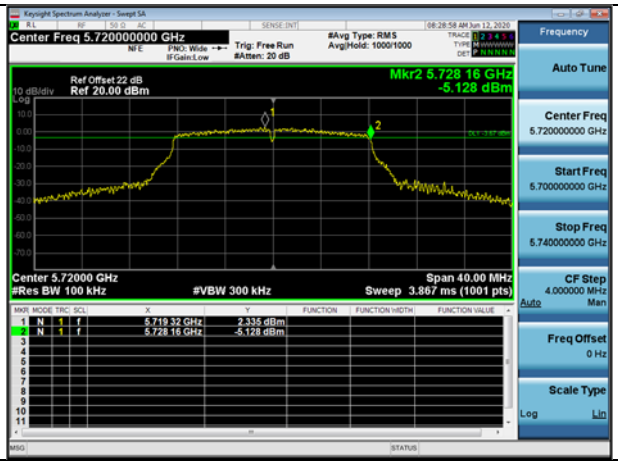

802.11n_HT20 CH.144

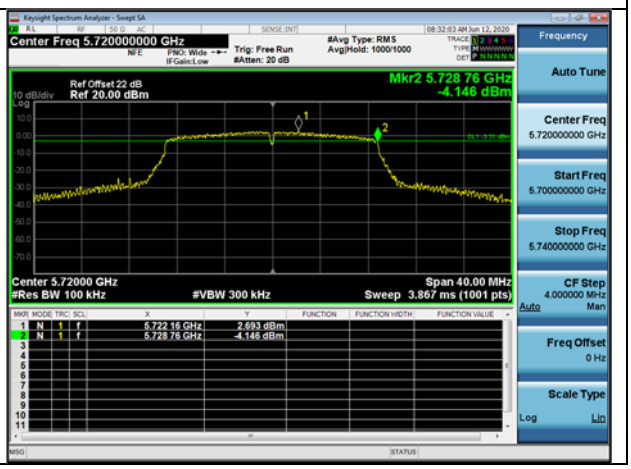

802.11ac_VHT20 CH.144

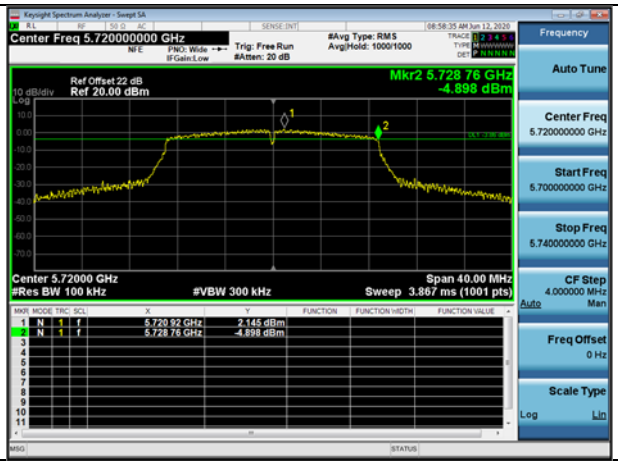

802.11n_HT40 CH.142

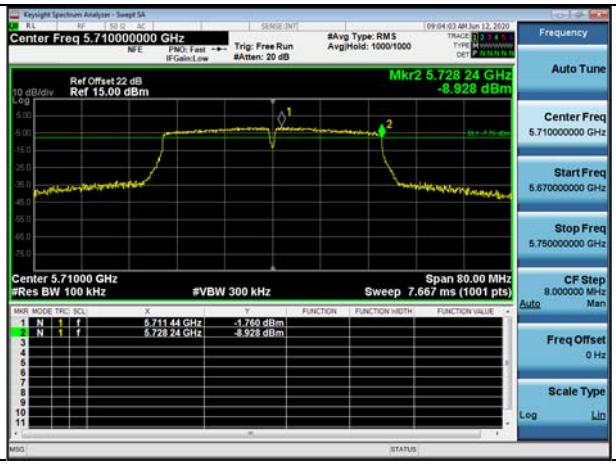

802.11ac_VHT40 CH.142

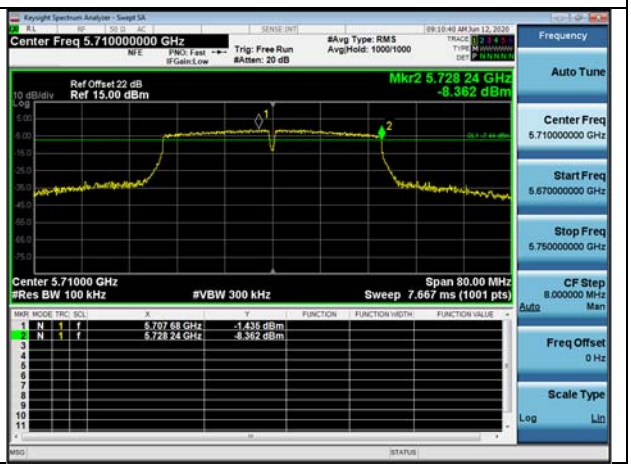

802.11ac_VHT80 CH.138

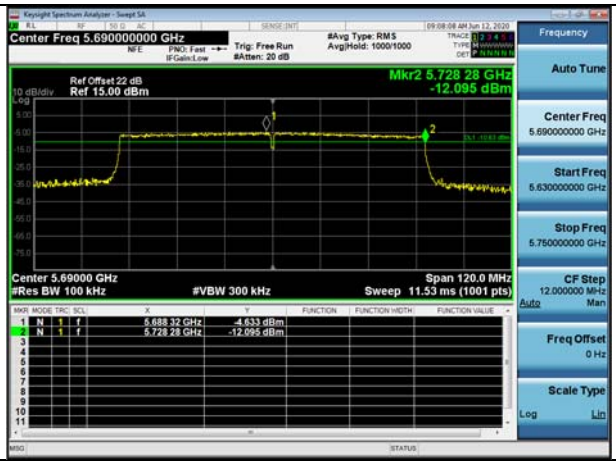

[ANT2]

▣ Test Plots(UNII 3 Band 6dB Bandwidth)

802.11a CH.144

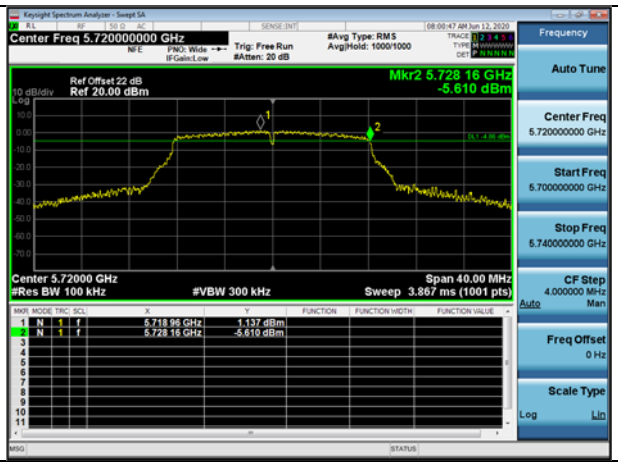

802.11n_HT20 CH.144

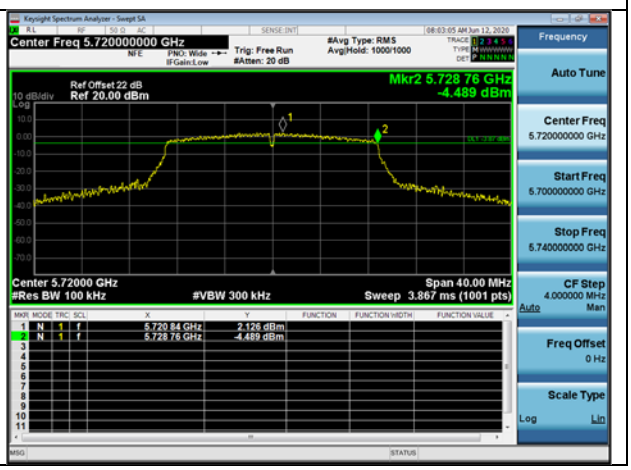

802.11ac_VHT20 CH.144

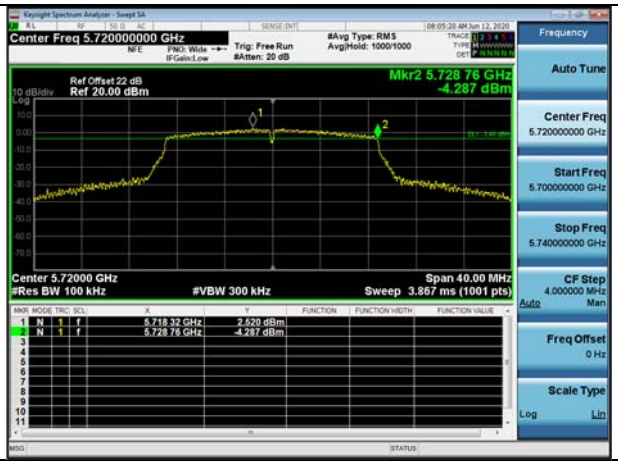

802.11n_HT40 CH.142

802.11ac_VHT40 CH.142

802.11ac_VHT80 CH.138

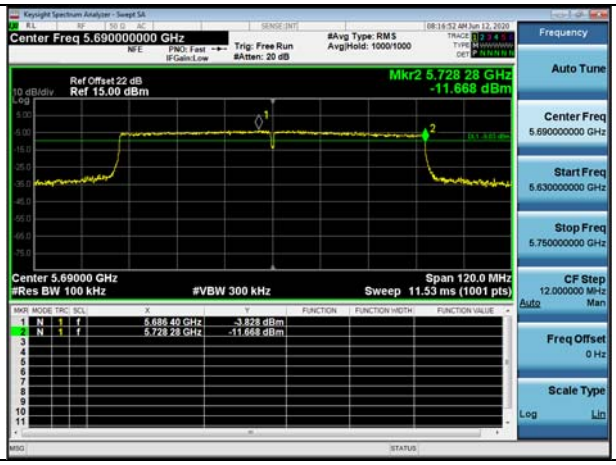

10.6.3 Output Power

[ANT1]

Mode	Frequency [MHz]	Channel	Total Power (dBm)	Limit (dBm)
802.11a	5720 (UNII 2C Band)	144	14.13	22.80
802.11n(HT20)			14.78	22.80
802.11ac(VHT20)			13.84	22.77
802.11a	5720 (UNII 3 Band)	144	6.17	30.00
802.11n(HT20)			7.31	30.00
802.11ac(VHT20)			6.39	30.00

Mode	Frequency [MHz]	Channel	Total Power (dBm)	Limit (dBm)
802.11n(HT40)	5710 (UNII 2C Band)	142	14.19	23.98
802.11ac(VHT40)			14.78	23.98
802.11n(HT40)	5710 (UNII 3 Band)	142	1.98	30.00
802.11ac(VHT40)			2.63	30.00

Mode	Frequency [MHz]	Channel	Total Power (dBm)	Limit (dBm)
802.11ac(VHT80)	5690 (UNII 2C Band)	138	15.12	23.98
	5690 (UNII 3 Band)	138	-0.09	30.00

[ANT2]

Mode	Frequency [MHz]	Channel	Total Power (dBm)	Limit (dBm)
802.11a	5720 (UNII 2C Band)	144	13.23	22.75
802.11n(HT20)			14.22	22.83
802.11ac(VHT20)			14.37	22.80
802.11a	5720 (UNII 3 Band)	144	5.25	30.00
802.11n(HT20)			6.74	30.00
802.11ac(VHT20)			6.86	30.00

Mode	Frequency [MHz]	Channel	Total Power (dBm)	Limit (dBm)
802.11n(HT40)	5710 (UNII 2C Band)	142	14.55	23.98
802.11ac(VHT40)			14.73	23.98
802.11n(HT40)	5710 (UNII 3 Band)	142	2.17	30.00
802.11ac(VHT40)			2.33	30.00

Mode	Frequency [MHz]	Channel	Total Power (dBm)	Limit (dBm)
802.11ac(VHT80)	5690 (UNII 2C Band)	138	15.98	23.98
	5690 (UNII 3 Band)	138	0.29	30.00

▣ Test Plots_**[ANT1]**

802.11a UNII 2C Band	802.11a UNII 3 Band
802.11n(HT20) UNII 2C Band	802.11n(HT20) UNII 3 Band
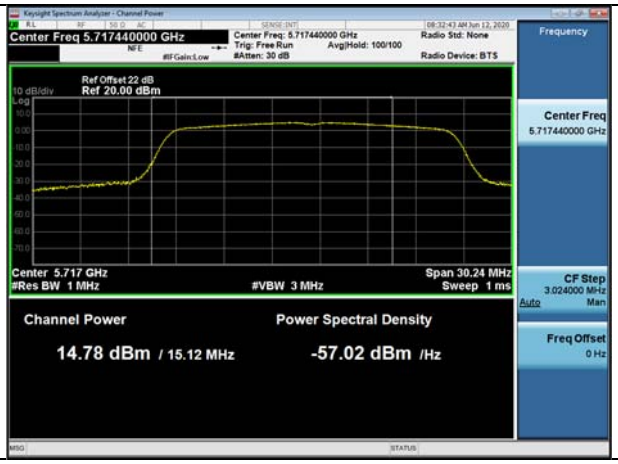	
802.11ac(VHT20) UNII 2C Band	802.11ac(VHT20) UNII 3 Band
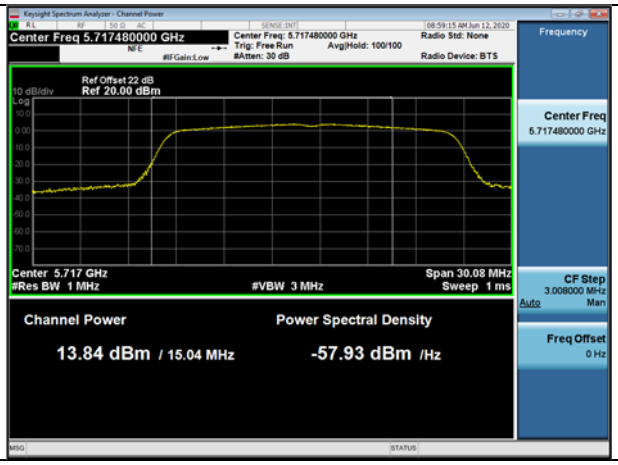	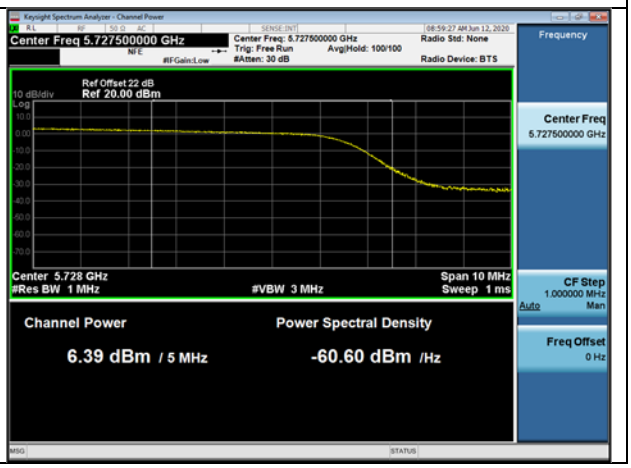

802.11n(HT40) UNII 2C Band

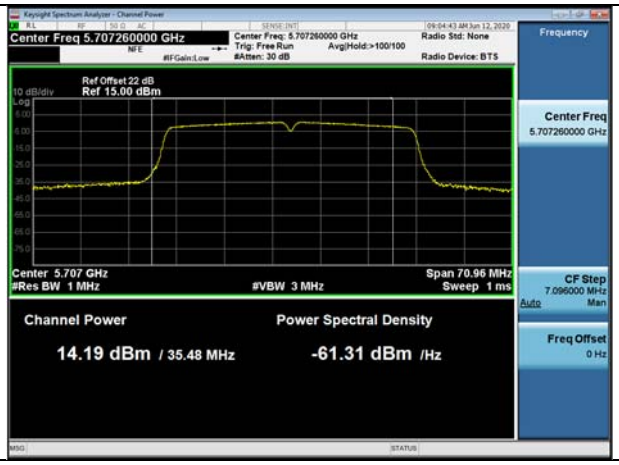

802.11n(HT40) UNII 3 Band

802.11ac(VHT40) UNII 2C Band

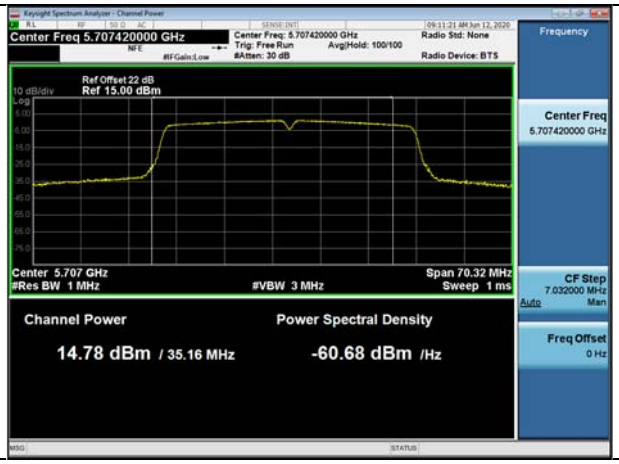

802.11ac(VHT40) UNII 3 Band

802.11ac(VHT80) UNII 2C Band

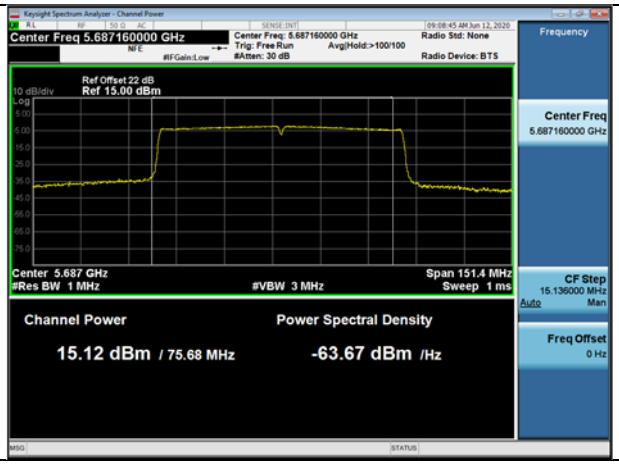

802.11ac(VHT80) UNII 3 Band

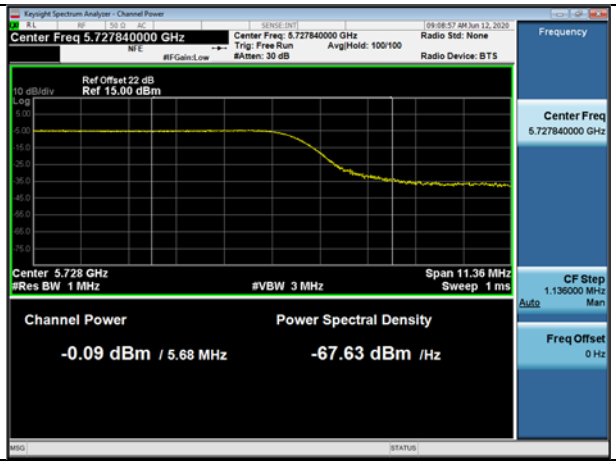

▣ Test Plots_[ANT2]

802.11a UNII 2C Band

802.11a UNII 3 Band

802.11n(HT20) UNII 2C Band

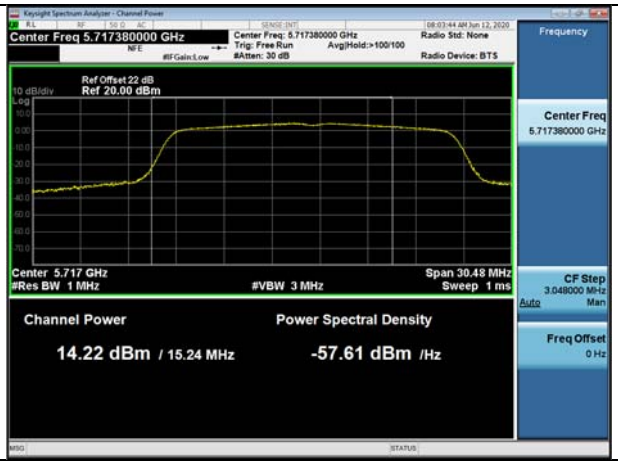

802.11n(HT20) UNII 3 Band

802.11ac(VHT20) UNII 2C Band

802.11ac(VHT20) UNII 3 Band