6. PHOTOGRAPHS

6.1. Photos of Powerline Conducted Measurement

Test Mode：RGB 1/D-Sub or RGB 2/DVI

Test Mode：AV、S-Video Input

FRONT VIEW OF CONDUCTED TEST

Test Mode：Component Input (DVD)

Test Mode：PIP

FRONT VIEW OF CONDUCTED TEST

BACK VIEW OF CONDUCTED TEST

6.2. Photos of Radiated Measurement at Open Field Test Site

Test Mode：RGB 2 Input/DVI, 1280*1024/60Hz, 64kHz (Character “H”)

FRONT VIEW OF RADIATED TEST

BACK VIEW OF RADIATED TEST

Test Mode：RGB 2 Input/DVI, 1280*1024/60Hz, 64kHz (Character “H”)

SETUP WITH MAXIMUM DETECTED EMMISSION AT HORIZONTAL POLARIZATION



SETUP WITH MAXIMUM DETECTED EMMISSION AT VERTICAL POLARIZATION

6.3. Photos of Radiated Measurement at Semi-Anechoic Chamber

Test Mode：RGB 1/D-Sub or RGB 2/DVI



Test Mode：AV、S-Video Input



FRONT VIEW OF RADIATED TEST

Test Mode：Component Input (DVD)

Test Mode：PIP



FRONT VIEW OF RADIATED TEST



BACK VIEW OF RADIATED TEST