APPLICATION FOR CERTIFICATION
(FCC CFR47 PART 15 DIGITAL DEVICE)

On Behalf of

LG Electronics USA

PLASMA MONITOR

Model：(1)MU-42PZ41V (2)P42W24P

FCC ID：BEJMU42PZ41V

Brand：(1)LG (2)ZENITH

Prepared for : LG Electronics USA
6133 N River Rd., Suite 1100,
Rosemont IL US.

Prepared by : Taiwan Tokin EMC Eng. Corp.
No. 53-11, Tin-Fu Tsun, Lin-Kou,
Taipei Hsien, Taiwan, R.O.C.

Tel: (02) 2609-9301, 2609-2133
Fax: (02) 2609-9303

File Number	：	ATM-G911116
Report Number	：	TTEMC-F91196
Date of Test	：	Nov. 23 ~ Dec. 11, 2002
Date of Report	：	Dec. 14, 2002

TABLE OF CONTENTS

Description Page

TEST REPORT CERTIFICATION 3

1. GENERAL INFORMATION 4

1.1. Description of Device (EUT) 4
1.2. Tested Supporting System Details 5
1.3. Description of Test Facility 8
1.4. Measurement Uncertainty 8

2. POWERLINE CONDUCTED TEST 9

2.1. Test Equipment 9
2.2. Block Diagram of Test Setup 9
2.3. Conducted Powerline Emission Limit (CISPR 22, Class B) 9
2.4. EUT' s Configuration during Compliance Measurement 10
2.5. Operating Condition of EUT 10
2.6. Test Procedure 11
2.7. Line Conducted RF Voltage Measurement Results 11

3. RADIATED EMISSION TEST 22

3.1. Test Equipment 22
3.2. Block Diagram of Test Setup 22
3.3. Radiation Limit (CISPR 22, Class B) 23
3.4. EUT' s Configuration during Compliance Measurement 23
3.5. Operating Condition of EUT 23
3.6. Test Procedure 24
3.7. Radiated Emission Noise Measurement Results 25

4. MODIFICATIONS TO EUT 27

5. DEVIATION TO TEST SPECIFICATIONS 28

6. PHOTOGRAPHS 29

6.1. Photos of Powerline Conducted Measurement 29
6.2. Photos of Radiated Measurement at Open Field Test Site 32
6.3. Photos of Radiated Measurement at Semi-Anechoic Chamber 34

APPENDIX (Radiated Test Data at Semi-Anechoic Chamber) 37

TEST REPORT CERTIFICATION

Applicant	:	LG Electronics USA
Manufacturer	:	LG Electronics Inc.
FCC ID	:	BEJMU42PZ41V
EUT Description	:	PLASMA MONITOR
	(A) MODEL NO.	: (1)MU-42PZ41V (2)P42W24P
	(B) SERIAL NO.	: 210KT00005
	(C) BRAND	: (1)LG (2)ZENITH
	(D) POWER SUPPLY	: AC 120V, 60Hz

Measurement Procedure Used:

FCC RULES AND CISPR 22 (DOCKET NO. 92-152, SEP. 1993) AND
FCC / ANSI C63.4-1992
(FCC CFR 47, Part 15 Subpart B/2002 and CISPR 22/1997)

(NOTE： These results are deemed satisfactory evidence of compliance with ICES-003 of the Canadian Interference-Causing Equipment Regulations)

The device described above was tested by TAIWAN TOKIN EMC ENG. CORP. to determine the maximum emission levels emanating from the device. The maximum emission levels were compared to the CISPR 22 Class B limits both radiated and conducted emissions.

The measurement results are contained in this test report and TAIWAN TOKIN EMC ENG. CORP. is assumed full responsibility for the accuracy and completeness of these measurements. Also, this report shows that the EUT to be technically compliance with the FCC official limits.

This report applies to above tested sample only. This report shall not be reproduced in part without written approval of Taiwan Tokin EMC Eng. Corp.

Date of Test : Nov. 23 ~ Dec. 11, 2002

Prepared By: Monica Chang Dec. 18. 2002
(Monica Chang/Officer)

Test Engineer : Allen Wang Dec. 18 2002
(Allen Wang/Deputy Manager)

Approve & Authorized Signer : 12/18/02
(Jackie Deng/Assistant General Manager)

1. GENERAL INFORMATION

1.1. Description of Device (EUT)

Description	:	PLASMA MONITOR
Model Number	:	(1)MU-42PZ41V (2)P42W24P Above models are identical except the model number and brand. (1) MU-42PZ41V is for LG. (2) P42W24P is for ZENITH The model MU-42PZ41V is representative selected in the test and included in this report.
FCC ID	:	BEJMU42PZ41V
Brand	:	(1)LG (2)ZENITH
Applicant	:	LG Electronics USA 6133 N River Rd., Suite 1100, Rosemont IL US.
Manufacturer	:	LG Electronics Inc. (Kumi TV Plant.) Kumi TV Plant. 642, Jinpyung-dong, Kumi-City, Kyoungsang Buk-do, 730-360, Korea
Scanning Frequency	:	Horizontal: 31kHz-64kHz Vertical: 56Hz-120Hz
Maximum Resolution	:	1280x1024
Display Panel Module	:	LG, M/N PDP42WVSN4
Remote Control	:	LG, 6710V00092K
D-Sub Data Cable	:	Shielded, Detachable, 7.3m (to PC) Bonded two ferrite cores
DVI Data Cable	:	Shielded, Detachable, 2.0m (to PC) Bonded two ferrite cores
Speaker w/Stand (L, R) (Optional)	:	Speaker: LG, AP-42SA40 Wires: Non-Shielded, Detachable, 4.7m Bonded a ferrite core
Power Cord (AC IN)	:	Non-Shielded, Detachable, 3.0m

Date of Receipt of Sample	:	Nov. 15, 2002
Date of Test	:	Nov. 23 ~ Dec. 11, 2002

1.2. Tested Supporting System Details

1.2.1. PC SYSTEM

Model Number	:	HP VECTRA XE320
Serial Number	:	SG21102000
FCC ID	:	By DoC
BSMI ID	:	3912A318
Brand	:	HP
Manufacturer	:	First International Computer, Inc.
VGA Card	:	Unitch, M/N Radion VE P/N UV-010004, FCC By DoC
RS232 Cable	:	Non-Shielded, Detachable, 1.8m (to EUT)
Audio In Cable	:	Non-Shielded, Detachable, 1.5m (to EUT)
Power Cord	:	Non-Shielded, Detachable, 1.8m

1.2.2. 15” LCD MONITOR (LINK TO EUT)

Model Number	:	D5063M
Serial Number	:	CN206A6013
FCC ID	:	By DoC
BSMI ID	:	R33037
Manufacturer	:	Top Victory Electronics (Fujian) Co., Ltd.
Data Cable (D-Sub)	:	Shielded, Detachable, 1.8m Bonded two ferrite cores
AC Adapter	:	Delta, M/N ADP-40TB BSMI ID 3892D142 Cord: Shielded, Undetachable, 1.8m Bonded a ferrite core
Power Cord	:	Non-Shielded, Detachable, 1.8m

1.2.3. DOT MATRIX PRINTER

Model Number	:	KX-P2135
Serial Number	:	8DMCNC02116
FCC ID	:	ACJ5Z6KX-P2135
BSMI ID	:	3872A371
Manufacturer	:	Matsushita (Brand: Panasonic)
Data Cable	:	Shielded, Detachable, 1.5m
Power Cord	:	Non-Shielded, Undetachable, 1.8m

1.2.4. KEYBOARD

Model Number	:	SK-2502C
Serial Number	:	M020235979
FCC ID	:	By DoC
BSMI ID	:	3872F107
Manufacturer	:	Silitek (Brand: HP)
Data Cable	:	Non-Shielded, Undetachable, 1.8m

1.2.5. MODEM

Model Number	:	DM-1414
Serial Number	:	980034388
FCC ID	:	IFAXDM1414
Manufacturer	:	Aceex
Data Cable	:	Shielded, Detachable, 1.2m
Power Adapter	:	Amigo, Model AM-91000A Non-Shielded, Undetachable, 1.8m

1.2.6. MOUSE

Model Number	:	M-S48a
Serial Number	:	LZE20501583
FCC ID	:	JNZ201213
BSMI ID	:	4882A001
Manufacturer	:	Logitech (Brand: HP)
Data Cable	:	Non-Shielded, Undetachable, 1.8m

1.2.7. USB MOUSE #1

Model Number	:	CREUBB
Serial Number	:	N/A
FCC ID	:	NHM-CREUBE
BSMI ID	:	3872F083
Manufacturer	:	CRE Technology Co., Ltd.
Data Cable	:	Shielded, Undetachable, 1.8m

1.2.8. USB MOUSE #2

Model Number	:	CREUBB
Serial Number	:	N/A
FCC ID	:	NHM-CREUBE
BSMI ID	:	3872F083
Manufacturer	:	CRE Technology Co., Ltd.
Data Cable	:	Shielded, Undetachable, 1.8m

1.2.9. MICROPHONE

Model Number	:	DM-5E
Serial Number	:	N/A
Manufacturer	:	Kinyo
Data Cable	:	Non-Shielded, Detachable, 4.2m

1.2.10. WALKMAN

Model Number	:	RQ-P35LT-K
Serial Number	:	HA08562
Manufacturer	:	Panasonic
Data Cable	:	Non-Shielded, Detachable, 1.8m

1.2.11. 10/100 FAST ETHERNET SWITCH (HUB)

Model Number	:	DES-1005D
Serial Number	:	0212G1A06039
FCC ID	:	By DoC
Manufacturer	:	D-Link
LAN Cable	:	Non-Shielded, Detachable, 1.8m
AC-DC Adapter	:	DVE, M/N DV-0751AS Cord: Non-Shielded, Undetachable, 1.8m

1.2.12. COLOR TV PATTERN GENERATOR (FOR RADIATED TEST, LINK TO EUT)

Model Number	:	PM 5418 TDSI+Y/C
Serial Number	:	LO646252
Manufacturer	:	Philips
Cal. Date	:	Jul. 23, 2002
S-Video Cable	:	Non-Shielded, Detachable, 1.5m
A/V Cable	:	Non-Shielded, Detachable, 1.8m
Power Cord	:	Non-Shielded, Detachable, 1.8m

1.2.13. COLOR TV PATTERN GENERATOR (FOR CONDUCTED TEST, LINK TO EUT)

Model Number	:	PM 5415TX+Y/C
Serial Number	:	LO732610
Manufacturer	:	Fluke
Cal. Date	:	Apr. 18, 2002
S-Video Cable	:	Non-Shielded, Detachable, 1.8m
A/V Cable	:	Non-Shielded, Detachable, 1.8m
Power Cord	:	Non-Shielded, Detachable, 1.8m

1.2.14. DVD PLAYER

Model Number	:	DV9003S
Serial Number	:	91071060
Manufacturer	:	Top Soution Technology Co., Ltd.
Audio Cable	:	Non-Shielded, Detachable, 1.8m
Component-A/V Cable	:	Non-Shielded, Detachable, 1.8m
Power Cord	:	Non-Shielded, Detachable, 1.5m

1.2.15. REMOTE CONTROL DATA CABLE (TO EUT)

Remote Control Cable	:	Non-Shielded, Detachable, 1.2m Bonded a ferrite core

1.3. Description of Test Facility

Site Description (Semi-Anechoic Chamber)	:	May 16, 2000 Re-file on Federal Communication Commission Registration Number: 90993
Site Description (No. 6 Open Site)	:	Aug. 10, 2000 File on Federal Communication Commission Registration Number: 98448
Name of Firm	:	Taiwan Tokin EMC Eng. Corp.
Site Location #1	:	No. 53-11, Tin-Fu Tsun, Lin-Kou, Taipei Hsien, Taiwan, R.O.C.
Site Location #2	:	No. 67-4, Tin-Fu Tsun, Lin-Kou, Taipei Hsien, Taiwan, R.O.C.
NVLAP Lab Code	:	200077-0
DAR- Registration No.	:	DAT-P-092/99-00e

1.4. Measurement Uncertainty

Test Item	Frequency Range	Uncertainty (dB)
Conduction Test	150KHz~30MHz	±2.66dB
Radiation Test (Distance: 10m)	30MHz~300MHz	+4.5dB / –4.5dB
	300MHz~1000MHz	+3.88dB / –3.84dB
Radiation Test (Distance: 3m)	30MHz~300MHz	+4.26dB / –4.22dB
	300MHz~1000MHz	+5.28dB / –4.0dB

Remark：Uncertainty = Kμc(y)

2. POWERLINE CONDUCTED TEST

2.1. Test Equipment

The following test equipment are used during the power line conducted tests：

Item	Type	Manufacturer	Model No.	Serial No.	Last Cal.	Cal. Interval
1.	Test Receiver	Rohde & Schwarz	ESHS10	844591/015	Feb. 27, 02’	1 Year
2.	L.I.S.N. #1	Kyoritsu	KNW-407	8-1430-5	Nov.18, 02’	1 Year
3.	L.I.S.N. #2	Kyoritsu	KNW-407	8-1430-6	Nov.18, 02’	1 Year

2.2. Block Diagram of Test Setup

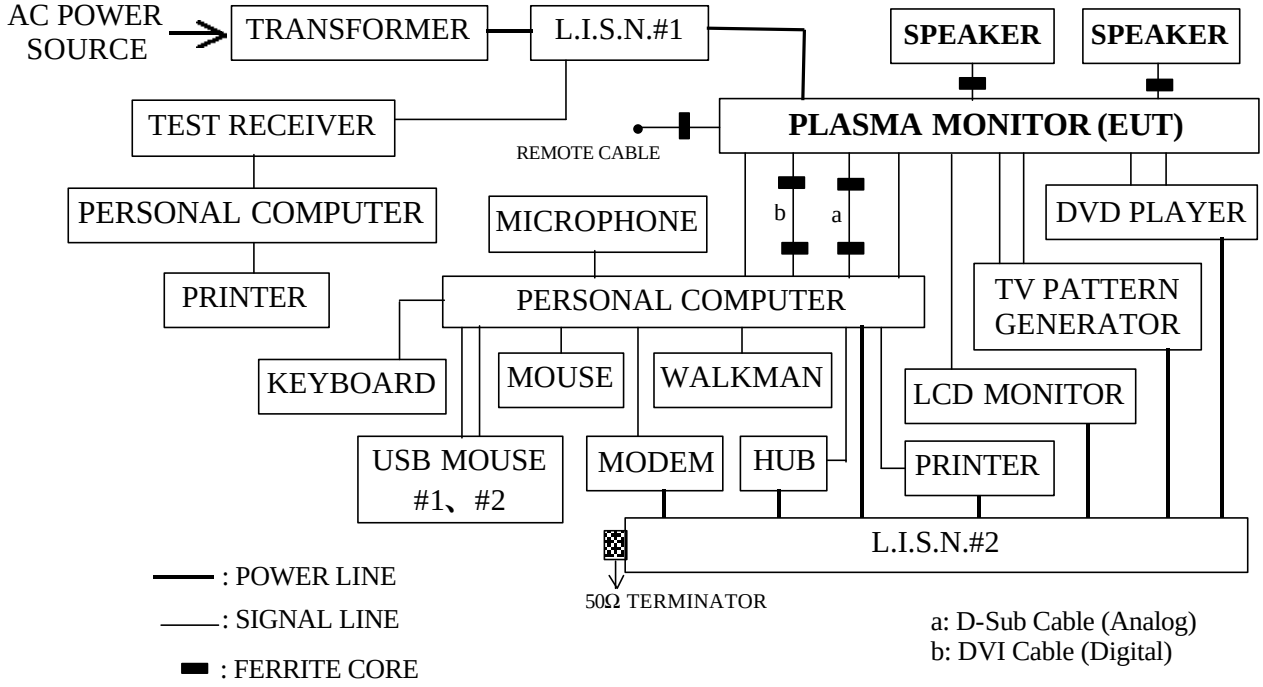

2.3. Conducted Powerline Emission Limit (CISPR 22, Class B)

Frequency	Maximum RF Line Voltage	
	Quasi-Peak Level	Average Level
150KHz ~ 500KHz	66 ~ 56 dB	56 ~ 46 dB
500KHz ~ 5MHz	56 dB	46 dB
5MHz ~ 30MHz	60 dB	50 dB

Remark: If the average limit is met when using a Quasi-Peak detector, the EUT shall be deemed to meet both limits and measurement with the average detector is unnecessary.

2.4. EUT' s Configuration during Compliance Measurement

The following equipment were installed on RF LINE VOLTAGE measurement to meet the Commission requirement and operating in a manner which tended to maximize its emission characteristics in a normal application.

2.4.1. PLASMA MONITOR (EUT)

Model Number	:	MU-42PZ40
Serial Number	:	210KT00005
Brand	:	LG
FCC ID	:	BEJMU42PZ41V
Manufacturer	:	LG Electronics Inc. (Kumi TV Plant.)
Display Panel Module	:	LG, M/N PDP42WVSN
Remote Control	:	LG, 6710V00092K
D-Sub Data Cable	:	Shielded, Detachable, 7.3m (to PC) Bonded two ferrite cores
DVI Data Cable	:	Shielded, Detachable, 2.0m (to PC) Bonded two ferrite cores
Speaker w/Stand (L, R) (Optional)	:	Speaker: LG, AP-42SA40 Wires: Non-Shielded, Detachable, 4.7m Bonded a ferrite core
Power Cord (AC IN)	:	Non-Shielded, Detachable, 3.0m

2.4.2. Supporting System : As in section 1.2

2.5. Operating Condition of EUT

2.5.1. Setup the EUT and simulator as shown on 2.2.

2.5.2. Turned on the power of all equipment.

2.5.3. The Personal system read data from disk.

2.5.4. The Personal system running the EMI self-test program "IBM H PATTERN" and sent the "H" characters to PLASMA MONITOR (EUT), and then the screen of PLASMA MONITOR (EUT) displayed "H" patterns by EUT' s resolution via RGB1/D-Sub or RGB2/DVI input.

2.5.5. The DVD Player played a DVD Movie and sent the image & sound to the PLASMA MONITOR (EUT) via Component input and Audio input.

2.5.6. The LCD Monitor displayed "H" patterns through EUT' s RGB1 Output and RGB1 Input.

2.5.7. The TV Pattern Generator sent the "Color Bar" image to PLASMA MONITOR(EUT), then the screen of PLASMA MONITOR(EUT) displayed image via S-Video or A/V input.

2.5.8. The PLASMA MONITOR (EUT) displayed character "H" and image "Color Bar" at the same time in the PIP (Picture in Picture) mode testing.

2.5.9. The other peripheral devices were driven and operated in turn during all testing.

2.6. Test Procedure

The EUT was put on table which was above the ground by 80cm and its power was connected to the power mains through a line impedance stabilization network (L.I.S.N. #1) and the other peripheral devices power cord were connected to the power mains through a line impedance stabilization network (L.I.S.N. #2). This provided a 50Ω coupling impedance for the measuring equipment. (Please refer to the block diagram of the test setup and photographs.)
Both sides of A.C. line were checked for maximum conducted interference. In order to find the maximum emission, the relative positions of equipment and all of the interface cables were changed according to FCC ANSI C63.4-1992 on conducted measurement.

The bandwidth of the R&S Test Receiver ESHS10 was set at 10KHz.
The frequency range from 150KHz to 30MHz was checked.

2.7. Line Conducted RF Voltage Measurement Results

PASSED. Please refer to the following pages.
All emissions not reported below are too low against the prescribed limits.

EUT with the following test modes and with AC 120V/60Hz supplying voltage were performed during conducted testing and all the test results are attached in next pages.

(Test Date: Nov. 23, 2002 Temperature: 24℃ Humidity: 66%)

No.	Input Port	Display of EUT	Reference Test Data #
1.	RGB 1 Input/ D-Sub	Character “H”, 640*480/75Hz, 38kHz	# 16 (17, 18); # 13 (14, 15).
2.	RGB 1 Input/ D-Sub	Character “H”, 1024*768/75Hz, 60kHz	# 7 (8, 9); # 10 (11, 12).
3.	RGB 1 Input/ D-Sub	Character “H”, 1280*1024/60Hz, 64kHz	# 4 (5, 6); # 1 (2, 3).
4.	RGB 2 Input/ DVI	Character “H”, 800*600/60Hz, 38kHz	# 19 (20, 21); # 22 (23, 24).
5.	RGB 2 Input/ DVI	Character “H”, 1024*768/60Hz, 48kHz	# 28 (29, 30); # 25 (26, 27).
6.	RGB 2 Input/ DVI	Character “H”, 1280*1024/60Hz, 64kHz	# 31 (32, 33); # 40 (41, 42).
7.	A/V Input	Image “Color Bar”	# 34 (35, 36); # 37 (38, 39).
8.	S-Video Input	Image “Color Bar”	# 46 (47, 48); # 43 (44, 45).
9.	Component Input (DVD)	Image “DVD Movie”	# 58 (59, 60); # 55 (56, 57).
10.	D-Sub + A/V Inputs (PIP)	Character “H” + Image “Color Bar”	# 49 (50, 51); # 52 (53, 54).

TAIWAN TOKIN EMC ENG. CORP.
台灣東金科技股份有限公司
No.53-11, Tin-fu Tsun, Lin-kou Hsiang,
Taipei Country, Taiwan, R.O.C.
Tel:02-26092133 Fax:02-26099303
Email:ttemc@ttemc.com.tw

Data#: 16 File#: D:\Lg.emi

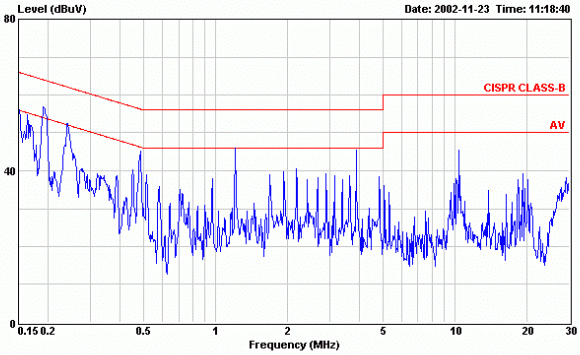

Site : No.4 Shielded room
Condition : CISPR CLASS-B KNW-407(S/R3) NEUTRAL
EUT : Plasma Monitor M/N:MU-42PZ41V
POWER : 120Vac / 60Hz(24*c / 66%)
MEMO : 640*480 / 75Hz;38KHz(D-SUB)

TAIWAN TOKIN EMC ENG. CORP.
台灣東金科技股份有限公司
No.53-11, Tin-fu Tsun, Lin-kou Hsiang,
Taipei Country, Taiwan, R.O.C.
Tel:02-26092133 Fax:02-26099303
Email:ttemc@ttemc.com.tw

Data#: 17 File#: D:\Lg.emi

Date: 2002-11-23 Time: 11:19:41

Site : No.4 Shielded room
Condition : CISPR CLASS-B KNW-407(S/R3) NEUTRAL
EUT : Plasma Monitor M/N:MU-42PZ41V
POWER : 120Vac / 60Hz(24*c / 66%)
MEMO : 640*480 / 75Hz;38KHz(D-SUB)

	Freq	Level	Over Limit	Limit Line	Read Level	Probe Factor	Cable Loss	Remark
	MHz	dBuV	dB	dBuV	dBuV	dB	dB	
1	0.150	54.74	-11.26	66.00	54.14	0.40	0.20	QP
2 !	0.191	56.01	-7.97	63.98	55.61	0.20	0.20	QP
3	0.240	50.88	-11.21	62.09	50.48	0.20	0.20	QP
4	0.483	44.18	-12.11	56.29	43.58	0.40	0.20	QP
5	1.210	44.51	-11.49	56.00	43.71	0.40	0.40	QP
6	3.869	45.30	-10.70	56.00	44.50	0.40	0.40	QP
7	19.253	36.13	-23.87	60.00	34.53	0.90	0.70	QP

Data#: 18 File#: D:\Lg.emi

	Freq	Level	Over Limit	Limit Line	Read Level	Probe Factor	Cable Loss	Remark
	MHz	dBuV	dB	dBuV	dBuV	dB	dB	
1 !	0.150	48.36	-7.64	56.00	47.76	0.40	0.20	Average
2 !	0.191	44.07	-9.91	53.98	43.67	0.20	0.20	Average
3	0.240	39.61	-12.48	52.09	39.21	0.20	0.20	Average
4	0.483	32.53	-13.76	46.29	31.93	0.40	0.20	Average
5	1.210	31.88	-14.12	46.00	31.08	0.40	0.40	Average
6	3.869	33.07	-12.93	46.00	32.27	0.40	0.40	Average
7	19.253	21.77	-28.23	50.00	20.17	0.90	0.70	Average

TAIWAN TOKIN EMC ENG. CORP.
台灣東金科技股份有限公司
No.53-11, Tin-fu Tsun, Lin-kou Hsiang,
Taipei Country, Taiwan, R.O.C.
Tel:02-26092133 Fax:02-26099303
Email:ttemc@ttemc.com.tw

Data#: 13 File#: D:\Lg.emi

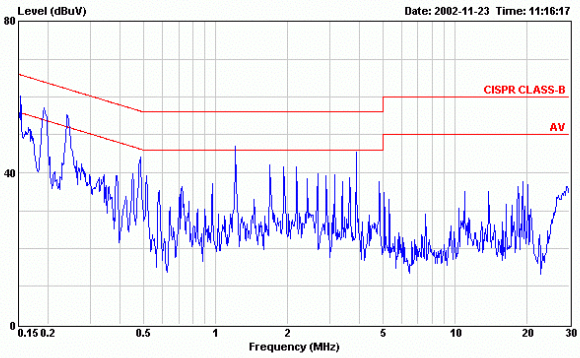

Site : No.4 Shielded room
Condition : CISPR CLASS-B KNW-407(S/R3) LINE
EUT : Plasma Monitor M/N:MU-42PZ41V
POWER : 120Vac / 60Hz(24*c / 66%)
MEMO : 640*480 / 75Hz;38KHz(D-SUB)

TAIWAN TOKIN EMC ENG. CORP.
台灣東金科技股份有限公司
No.53-11, Tin-fu Tsun, Lin-kou Hsiang,
Taipei Country, Taiwan, R.O.C.
Tel:02-26092133 Fax:02-26099303
Email:ttemc@ttemc.com.tw

Data#: 14 File#: D:\Lg.emi

Date: 2002-11-23 Time: 11:17:18

Site : No.4 Shielded room
Condition : CISPR CLASS-B KNW-407(S/R3) LINE
EUT : Plasma Monitor M/N:MU-42PZ41V
POWER : 120Vac / 60Hz(24*c / 66%)
MEMO : 640*480 / 75Hz;38KHz(D-SUB)

	Freq	Level	Over Limit	Limit Line	Read Level	Probe Factor	Cable Loss	Remark
	MHz	dBuV	dB	dBuV	dBuV	dB	dB	
1	0.150	53.75	-12.25	66.00	53.15	0.40	0.20	QP
2 !	0.192	56.09	-7.85	63.94	55.69	0.20	0.20	QP
3 !	0.241	53.80	-8.27	62.07	53.40	0.20	0.20	QP
4	0.483	43.44	-12.85	56.29	42.84	0.40	0.20	QP
5 !	1.208	46.01	-9.99	56.00	45.21	0.40	0.40	QP
6	3.871	45.02	-10.98	56.00	44.22	0.40	0.40	QP
7	19.253	34.92	-25.08	60.00	33.32	0.90	0.70	QP

Data#: 15 File#: D:\Lg.emi

	Freq	Level	Over Limit	Limit Line	Read Level	Probe Factor	Cable Loss	Remark
	MHz	dBuV	dB	dBuV	dBuV	dB	dB	
1 !	0.150	48.47	-7.53	56.00	47.87	0.40	0.20	Average
2 !	0.191	46.13	-7.84	53.97	45.73	0.20	0.20	Average
3 !	0.241	42.21	-9.86	52.07	41.81	0.20	0.20	Average
4	0.483	32.01	-14.28	46.29	31.41	0.40	0.20	Average
5	1.208	33.39	-12.61	46.00	32.59	0.40	0.40	Average
6	3.871	32.57	-13.43	46.00	31.77	0.40	0.40	Average
7	19.253	20.45	-29.55	50.00	18.85	0.90	0.70	Average

TAIWAN TOKIN EMC ENG. CORP.
台灣東金科技股份有限公司
No.53-11, Tin-fu Tsun, Lin-kou Hsiang,
Taipei Country, Taiwan, R.O.C.
Tel:02-26092133 Fax:02-26099303
Email:ttemc@ttemc.com.tw

Data#: 7 File#: D:\Lg.emi

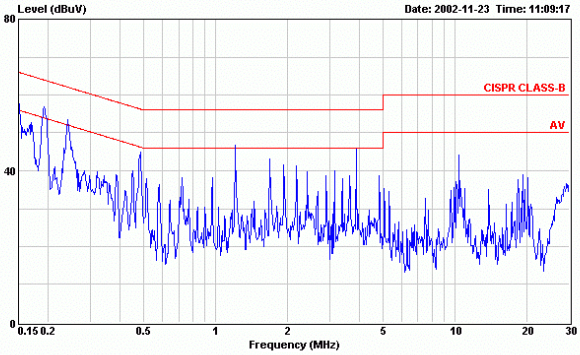

Site : No.4 Shielded room
Condition : CISPR CLASS-B KNW-407(S/R3) NEUTRAL
EUT : Plasma Monitor M/N:MU-42PZ41V
POWER : 120Vac / 60Hz(24*c / 66%)
MEMO : 1024*768 / 75Hz;60KHz(D-SUB)

TAIWAN TOKIN EMC ENG. CORP.
台灣東金科技股份有限公司
No.53-11, Tin-fu Tsun, Lin-kou Hsiang,
Taipei Country, Taiwan, R.O.C.
Tel:02-26092133 Fax:02-26099303
Email:ttemc@ttemc.com.tw

Data#: 8 File#: D:\Lg.emi

Date: 2002-11-23 Time: 11:10:11

Site : No.4 Shielded room
Condition : CISPR CLASS-B KNW-407(S/R3) NEUTRAL
EUT : Plasma Monitor M/N:MU-42PZ41V
POWER : 120Vac / 60Hz(24*c / 66%)
MEMO : 1024*768 / 75Hz;60KHz(D-SUB)

		Freq	Level	Over Limit	Limit Line	Read Level	Probe Factor	Cable Loss	Remark
		MHz	dBuV	dB	dBuV	dBuV	dB	dB	
1		0.150	54.88	-11.12	66.00	54.28	0.40	0.20	QP
2	!	0.191	55.77	-8.20	63.97	55.37	0.20	0.20	QP
3		0.242	51.78	-10.26	62.04	51.38	0.20	0.20	QP
4		0.484	44.02	-12.25	56.27	43.42	0.40	0.20	QP
5		1.209	45.13	-10.87	56.00	44.33	0.40	0.40	QP
6		3.870	45.66	-10.34	56.00	44.86	0.40	0.40	QP
7		19.251	36.80	-23.20	60.00	35.20	0.90	0.70	QP

Data#: 9 File#: D:\Lg.emi

		Freq	Level	Over Limit	Limit Line	Read Level	Probe Factor	Cable Loss	Remark
		MHz	dBuV	dB	dBuV	dBuV	dB	dB	
1	!	0.150	48.45	-7.55	56.00	47.85	0.40	0.20	Average
2	!	0.191	47.86	-6.11	53.97	47.46	0.20	0.20	Average
3		0.242	39.35	-12.69	52.04	38.95	0.20	0.20	Average
4		0.484	32.00	-14.27	46.27	31.40	0.40	0.20	Average
5		1.209	31.96	-14.04	46.00	31.16	0.40	0.40	Average
6		3.870	33.20	-12.80	46.00	32.40	0.40	0.40	Average
7		19.251	22.98	-27.02	50.00	21.38	0.90	0.70	Average

TAIWAN TOKIN EMC ENG. CORP.
台灣東金科技股份有限公司
No.53-11, Tin-fu Tsun, Lin-kou Hsiang,
Taipei Country, Taiwan, R.O.C.
Tel:02-26092133 Fax:02-26099303
Email:ttemc@ttemc.com.tw

Data#: 10 File#: D:\Lg.emi

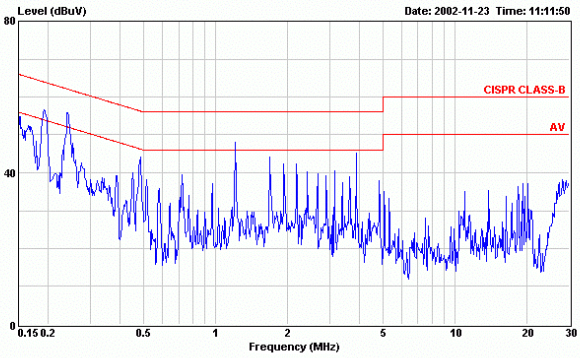

Site : No.4 Shielded room
Condition : CISPR CLASS-B KNW-407(S/R3) LINE
EUT : Plasma Monitor M/N:MU-42PZ41V
POWER : 120Vac / 60Hz(24*c / 66%)
MEMO : 1024*768 / 75Hz;60KHz(D-SUB)

TAIWAN TOKIN EMC ENG. CORP.
台灣東金科技股份有限公司
No.53-11, Tin-fu Tsun, Lin-kou Hsiang,
Taipei Country, Taiwan, R.O.C.
Tel:02-26092133 Fax:02-26099303
Email:ttemc@ttemc.com.tw

Data#: 11 File#: D:\Lg.emi

Date: 2002-11-23 Time: 11:12:48

Site : No.4 Shielded room
Condition : CISPR CLASS-B KNW-407(S/R3) LINE
EUT : Plasma Monitor M/N:MU-42PZ41V
POWER : 120Vac / 60Hz(24*c / 66%)
MEMO : 1024*768 / 75Hz;60KHz(D-SUB)

		Freq	Level	Over Limit	Limit Line	Read Level	Probe Factor	Cable Loss	Remark
		MHz	dBuV	dB	dBuV	dBuV	dB	dB	
1		0.150	54.66	-11.34	66.00	54.06	0.40	0.20	QP
2	!	0.191	55.77	-8.20	63.97	55.37	0.20	0.20	QP
3	!	0.240	54.08	-8.00	62.08	53.68	0.20	0.20	QP
4		0.483	43.54	-12.75	56.29	42.94	0.40	0.20	QP
5	!	1.209	46.43	-9.57	56.00	45.63	0.40	0.40	QP
6		3.871	44.82	-11.18	56.00	44.02	0.40	0.40	QP
7		19.251	35.35	-24.65	60.00	33.75	0.90	0.70	QP

Data#: 12 File#: D:\Lg.emi

		Freq	Level	Over Limit	Limit Line	Read Level	Probe Factor	Cable Loss	Remark
		MHz	dBuV	dB	dBuV	dBuV	dB	dB	
1	!	0.150	48.72	-7.28	56.00	48.12	0.40	0.20	Average
2	!	0.191	46.97	-7.00	53.97	46.57	0.20	0.20	Average
3		0.240	42.00	-10.08	52.08	41.60	0.20	0.20	Average
4		0.483	31.71	-14.58	46.29	31.11	0.40	0.20	Average
5		1.209	33.12	-12.88	46.00	32.32	0.40	0.40	Average
6		3.871	32.31	-13.69	46.00	31.51	0.40	0.40	Average
7		19.251	21.69	-28.31	50.00	20.09	0.90	0.70	Average

AUDIX®
TAIWAN TOKIN EMC ENG. CORP.
台灣東金科技股份有限公司
No.53-11, Tin-fu Tsun, Lin-kou Hsiang,
Taipei Country, Taiwan, R.O.C.
Tel:02-26092133 Fax:02-26099303
Email:ttemc@ttemc.com.tw

Data#: 4 File#: D:\Lg.emi

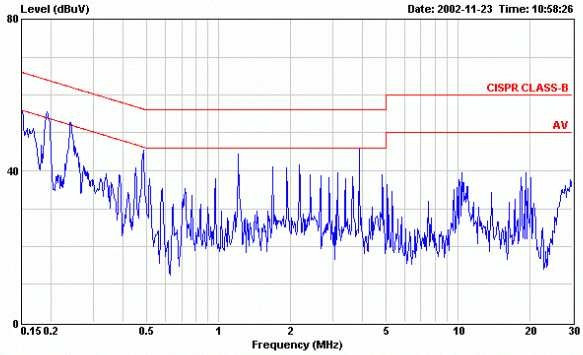

Site : No.4 Shielded room
Condition : CISPR CLASS-B KNW-407(S/R3) NEUTRAL
EUT : Plasma Monitor M/N:MU-42PZ41V
POWER : 120Vac / 60Hz(24*c / 66%)
MEMO : 1280*1024 / 60Hz;64KHz(D-SUB)

AUDIX®
TAIWAN TOKIN EMC ENG. CORP.
台灣東金科技股份有限公司
No.53-11, Tin-fu Tsun, Lin-kou Hsiang,
Taipei Country, Taiwan, R.O.C.
Tel:02-26092133 Fax:02-26099303
Email:ttemc@ttemc.com.tw

Data#: 5 File#: D:\Lg.emi
Date: 2002-11-23 Time: 10:59:51

Site : No.4 Shielded room
Condition : CISPR CLASS-B KNW-407(S/R3) NEUTRAL
EUT : Plasma Monitor M/N:MU-42PZ41V
POWER : 120Vac / 60Hz(24*c / 66%)
MEMO : 1280*1024 / 60Hz;64KHz(D-SUB)

	Freq	Level	Over Limit	Limit Line	Read Level	Probe Factor	Cable Loss	Remark
	MHz	dBuV	dB	dBuV	dBuV	dB	dB	
1	0.150	54.64	-11.36	66.00	54.04	0.40	0.20	QP
2 !	0.192	55.74	-8.20	63.94	55.34	0.20	0.20	QP
3	0.240	51.06	-11.02	62.08	50.66	0.20	0.20	QP
4	0.483	44.27	-12.02	56.29	43.67	0.40	0.20	QP
5	1.209	44.85	-11.15	56.00	44.05	0.40	0.40	QP
6	3.871	45.56	-10.44	56.00	44.76	0.40	0.40	QP
7	19.253	36.62	-23.38	60.00	35.02	0.90	0.70	QP

Data#: 6 File#: D:\Lg.emi

	Freq	Level	Over Limit	Limit Line	Read Level	Probe Factor	Cable Loss	Remark
	MHz	dBuV	dB	dBuV	dBuV	dB	dB	
1 !	0.150	48.39	-7.61	56.00	47.79	0.40	0.20	Average
2 !	0.192	47.66	-6.28	53.94	47.26	0.20	0.20	Average
3	0.240	39.24	-12.84	52.08	38.84	0.20	0.20	Average
4	0.483	32.25	-14.04	46.29	31.65	0.40	0.20	Average
5	1.209	31.85	-14.15	46.00	31.05	0.40	0.40	Average
6	3.871	32.64	-13.36	46.00	31.84	0.40	0.40	Average
7	19.253	21.92	-28.08	50.00	20.32	0.90	0.70	Average

AUDIX®
TAIWAN TOKIN EMC ENG. CORP.
台灣東金科技股份有限公司
No.53-11, Tin-fu Tsun, Lin-kou Hsiang,
Taipei Country, Taiwan, R.O.C.
Tel:02-26092133 Fax:02-26099303
Email:ttemc@ttemc.com.tw

Data#: 1 File#: D:\Lg.emi

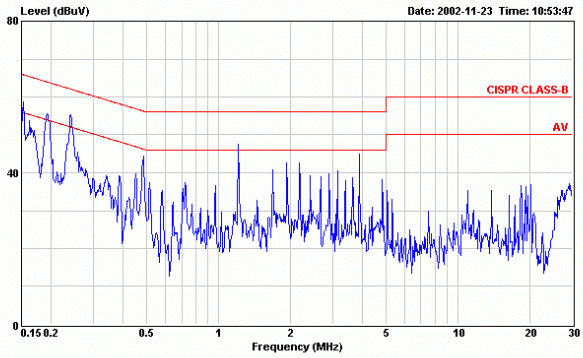

Site : No.4 Shielded room
Condition : CISPR CLASS-B KNW-407(S/R3) LINE
EUT : Plasma Monitor M/N:MU-42PZ41V
POWER : 120Vac / 60Hz(24*c / 66%)
MEMO : 1280*1024 / 60Hz;64KHz(D-SUB)

AUDIX®
TAIWAN TOKIN EMC ENG. CORP.
台灣東金科技股份有限公司
No.53-11, Tin-fu Tsun, Lin-kou Hsiang,
Taipei Country, Taiwan, R.O.C.
Tel:02-26092133 Fax:02-26099303
Email:ttemc@ttemc.com.tw

Data#: 2 File#: D:\Lg.emi
Date: 2002-11-23 Time: 10:56:09

Site : No.4 Shielded room
Condition : CISPR CLASS-B KNW-407(S/R3) LINE
EUT : Plasma Monitor M/N:MU-42PZ41V
POWER : 120Vac / 60Hz(24*c / 66%)
MEMO : 1280*1024 / 60Hz;64KHz(D-SUB)

	Freq	Level	Over Limit	Limit Line	Read Level	Probe Factor	Cable Loss	Remark
	MHz	dBuV	dB	dBuV	dBuV	dB	dB	
1	0.150	53.94	-12.06	66.00	53.34	0.40	0.20	QP
2 !	0.193	55.53	-8.39	63.92	55.13	0.20	0.20	QP
3 !	0.241	53.74	-8.31	62.05	53.34	0.20	0.20	QP
4	0.483	43.62	-12.67	56.29	43.02	0.40	0.20	QP
5 !	1.209	46.11	-9.89	56.00	45.31	0.40	0.40	QP
6	3.870	45.46	-10.54	56.00	44.66	0.40	0.40	QP
7	19.251	35.13	-24.87	60.00	33.53	0.90	0.70	QP

Data#: 3 File#: D:\Lg.emi

	Freq	Level	Over Limit	Limit Line	Read Level	Probe Factor	Cable Loss	Remark
	MHz	dBuV	dB	dBuV	dBuV	dB	dB	
1 !	0.150	48.51	-7.49	56.00	47.91	0.40	0.20	Average
2 !	0.193	46.89	-7.03	53.92	46.49	0.20	0.20	Average
3	0.241	41.68	-10.38	52.06	41.28	0.20	0.20	Average
4	0.483	31.75	-14.54	46.29	31.15	0.40	0.20	Average
5	1.209	33.15	-12.85	46.00	32.35	0.40	0.40	Average
6	3.870	32.59	-13.41	46.00	31.79	0.40	0.40	Average
7	19.251	20.74	-29.26	50.00	19.14	0.90	0.70	Average

AUDIX®
TAIWAN TOKIN EMC ENG. CORP.
台灣東金科技股份有限公司
No.53-11, Tin-fu Tsun, Lin-kou Hsiang,
Taipei Country, Taiwan, R.O.C.
Tel:02-26092133 Fax:02-26099303
Email:ttemc@ttemc.com.tw

Data#: 19 File#: D:\Lg.emi

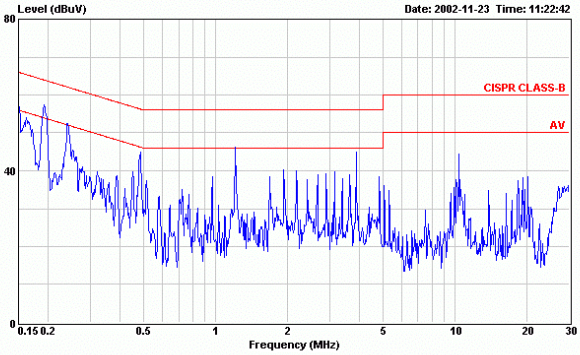

Site : No.4 Shielded room
Condition : CISPR CLASS-B KNW-407(S/R3) NEUTRAL
EUT : Plasma Monitor M/N:MU-42PZ41V
POWER : 120Vac / 60Hz(24*c / 66%)
MEMO : 800*600 / 60Hz;38KHz(DVI)

AUDIX®
TAIWAN TOKIN EMC ENG. CORP.
台灣東金科技股份有限公司
No.53-11, Tin-fu Tsun, Lin-kou Hsiang,
Taipei Country, Taiwan, R.O.C.
Tel:02-26092133 Fax:02-26099303
Email:ttemc@ttemc.com.tw

Data#: 20 File#: D:\Lg.emi
Date: 2002-11-23 Time: 11:26:11

Site : No.4 Shielded room
Condition : CISPR CLASS-B KNW-407(S/R3) NEUTRAL
EUT : Plasma Monitor M/N:MU-42PZ41V
POWER : 120Vac / 60Hz(24*c / 66%)
MEMO : 800*600 / 60Hz;38KHz(DVI)

	Freq	Level	Over Limit	Limit Line	Read Level	Probe Factor	Cable Loss	Remark
	MHz	dBuV	dB	dBuV	dBuV	dB	dB	
1	0.150	53.05	-12.95	66.00	52.45	0.40	0.20	QP
2 !	0.192	56.17	-7.80	63.97	55.77	0.20	0.20	QP
3	0.242	50.84	-11.20	62.04	50.44	0.20	0.20	QP
4	0.481	43.40	-12.91	56.31	42.80	0.40	0.20	QP
5	1.209	44.71	-11.29	56.00	43.91	0.40	0.40	QP
6	3.871	45.34	-10.66	56.00	44.54	0.40	0.40	QP
7	19.252	36.78	-23.22	60.00	35.18	0.90	0.70	QP

Data#: 21 File#: D:\Lg.emi

	Freq	Level	Over Limit	Limit Line	Read Level	Probe Factor	Cable Loss	Remark
	MHz	dBuV	dB	dBuV	dBuV	dB	dB	
1 !	0.150	48.18	-7.82	56.00	47.58	0.40	0.20	Average
2 !	0.192	46.54	-7.43	53.97	46.14	0.20	0.20	Average
3	0.242	39.77	-12.27	52.04	39.37	0.20	0.20	Average
4	0.481	33.00	-13.31	46.31	32.40	0.40	0.20	Average
5	1.209	32.67	-13.33	46.00	31.87	0.40	0.40	Average
6	3.871	34.02	-11.98	46.00	33.22	0.40	0.40	Average
7	19.252	23.93	-26.07	50.00	22.33	0.90	0.70	Average

AUDIX®
TAIWAN TOKIN EMC ENG. CORP.
台灣東金科技股份有限公司
No.53-11, Tin-fu Tsun, Lin-kou Hsiang,
Taipei Country, Taiwan, R.O.C.
Tel:02-26092133 Fax:02-26099303
Email:ttemc@ttemc.com.tw

Data#: 22 File#: D:\Lg.emi

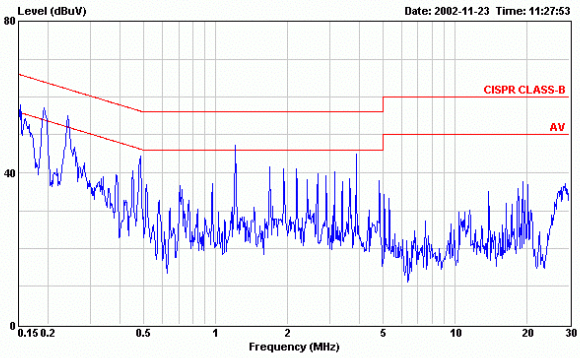

Site : No.4 Shielded room
Condition : CISPR CLASS-B KNW-407(S/R3) LINE
EUT : Plasma Monitor M/N:MU-42PZ41V
POWER : 120Vac / 60Hz(24*c / 66%)
MEMO : 800*600 / 60Hz;38KHz(DVI)

AUDIX®
TAIWAN TOKIN EMC ENG. CORP.
台灣東金科技股份有限公司
No.53-11, Tin-fu Tsun, Lin-kou Hsiang,
Taipei Country, Taiwan, R.O.C.
Tel:02-26092133 Fax:02-26099303
Email:ttemc@ttemc.com.tw

Data#: 23 File#: D:\Lg.emi
Date: 2002-11-23 Time: 11:28:49

Site : No.4 Shielded room
Condition : CISPR CLASS-B KNW-407(S/R3) LINE
EUT : Plasma Monitor M/N:MU-42PZ41V
POWER : 120Vac / 60Hz(24*c / 66%)
MEMO : 800*600 / 60Hz;38KHz(DVI)

	Freq	Level	Over Limit	Limit Line	Read Level	Probe Factor	Cable Loss	Remark
	MHz	dBuV	dB	dBuV	dBuV	dB	dB	
1	0.150	53.86	-12.14	66.00	53.26	0.40	0.20	QP
2 !	0.192	56.07	-7.90	63.97	55.67	0.20	0.20	QP
3 !	0.242	53.47	-8.57	62.04	53.07	0.20	0.20	QP
4	0.481	42.74	-13.57	56.31	42.14	0.40	0.20	QP
5	1.209	45.97	-10.03	56.00	45.17	0.40	0.40	QP
6	3.870	45.12	-10.88	56.00	44.32	0.40	0.40	QP
7	19.253	34.97	-25.03	60.00	33.37	0.90	0.70	QP

Data#: 24 File#: D:\Lg.emi

	Freq	Level	Over Limit	Limit Line	Read Level	Probe Factor	Cable Loss	Remark
	MHz	dBuV	dB	dBuV	dBuV	dB	dB	
1 !	0.150	47.91	-8.09	56.00	47.31	0.40	0.20	Average
2 !	0.192	45.38	-8.59	53.97	44.98	0.20	0.20	Average
3 !	0.242	42.35	-9.69	52.04	41.95	0.20	0.20	Average
4	0.481	32.36	-13.95	46.31	31.76	0.40	0.20	Average
5	1.209	34.04	-11.96	46.00	33.24	0.40	0.40	Average
6	3.870	33.66	-12.34	46.00	32.86	0.40	0.40	Average
7	19.253	22.10	-27.90	50.00	20.50	0.90	0.70	Average