TEST REPORT FOR CERTIFICATION
(FCC CFR47 PART 15 DIGITAL DEVICE)

On Behalf of

LG Electronics USA

LCD Projection Monitor

Model：MW-60SZ12

FCC ID：BEJMW60SZ12

Brand: LG

Prepared for : LG Electronics USA
6133 N River Rd., Suite 1100,
Rosemont IL US.

Prepared by : Taiwan Tokin EMC Eng. Corp.
No. 53-11, Tin-Fu Tsun, Lin-Kou,
Taipei Hsien, Taiwan, R.O.C.

Tel: (02) 2609-9301, 2609-2133
Fax: (02) 2609-9303

File Number	:	ATM-G91807
Report Number	:	TTEMC-F91136
Date of Test	:	Aug. 27 ~Sep. 10, 2002
Date of Report	:	Sep. 13, 2002

TABLE OF CONTENTS

Description Page

TEST REPORT CERTIFICATION 3

1. GENERAL INFORMATION 4

1.1. Description of Device (EUT) 4
1.2. Tested Supporting System Details 5
1.3. Description of Test Facility 7
1.4. Measurement Uncertainty 8

2. POWERLINE CONDUCTED TEST 9

2.1. Test Equipment 9
2.2. Block Diagram of Test Setup 9
2.3. Powerline Conducted Emission Limit (CISPR 22, Class B) 9
2.4. EUT' s Configuration during Compliance Measurement 10
2.5. Operating Condition of EUT 10
2.6. Test Procedure 11
2.7. Line Conducted RF Voltage Measurement Results 11

3. RADIATED EMISSION TEST 24

3.1. Test Equipment 24
3.2. Block Diagram of Test Setup 24
3.3. Radiated Emission Limit (CISPR 22, Class B) 25
3.4. EUT' s Configuration during Compliance Measurement 25
3.5. Operating Condition of EUT 25
3.6. Test Procedure 26
3.7. Radiated Emission Measurement Results 27

4. MODIFICATIONS TO EUT 31

5. DEVIATION TO TEST SPECIFICATIONS 32

6. PHOTOGRAPHS 33

6.1. Photos of Powerline Conducted Measurement 33
6.2. Photos of Radiated Measurement at Open Field Test Site 35
6.3. Photos of Radiated Measurement at Semi-Anechoic Chamber 39

APPENDIX I (Radiated Test Data at Semi-Anechoic Chamber) 41

TEST REPORT CERTIFICATION

Applicant	:	LG Electronics USA
Manufacturer	:	LG Electronics Inc.
FCC ID	:	BEJMW60SZ12
EUT Description	:	LCD Projection Monitor
		(A) MODEL NO. : MW-60SZ12
		(B) SERIAL NO. : N/A
		(C) BRAND : LG
		(D) POWER SUPPLY : AC 120V, 60Hz

Measurement Procedure Used:

FCC RULES AND CISPR 22 (DOCKET NO. 92-152, SEP. 1993) AND
FCC / ANSI C63.4-1992
(FCC CFR 47 Part 15 Subpart B/2002 and CISPR 22/1997 +A1/2000)

The device described above was tested by TAIWAN TOKIN EMC ENG. CORP. to determine the maximum emission levels emanating from the device. The maximum emission levels were compared to the CISPR 22 Class B limits both radiated and conducted emissions.

The measurement results are contained in this test report and TAIWAN TOKIN EMC ENG. CORP. is assumed full responsibility for the accuracy and completeness of these measurements. Also, this report shows that the EUT to be technically compliance with the FCC official limits.

This report applies to above tested sample only. This report shall not be reproduced in part without written approval of Taiwan Tokin EMC Eng. Corp.

(NOTE: These results are deemed satisfactory evidence of compliance with ICES-003 of the Canadian Interference-Causing Equipment Regulations.)

Date of Test : Aug. 27 ~ Sep. 10, 2002

Prepared By: Cherry Wang 9/9 2002
(Cherry Wang/Assistant Manager)

Test Engineer: Allen Wang Sep 20 2002
(Allen Wang/Deputy Manager)

Approve & Authorized Signer: 9/10 '02
(Jackie Deng/Assistant General Manager)

1. GENERAL INFORMATION

1.1. Description of Device (EUT)

Description	:	LCD Projection Monitor
Model Number	:	MW-60SZ12
Serial Number	:	206KT00017
FCC ID	:	BEJMW60SZ12
Brand	:	LG
Applicant	:	LG Electronics USA 6133 N River Rd., Suite 1100, Rosemont IL US.
Manufacturer	:	LG Electronics Inc. (Kumi TV Plant.) Kumi TV Plant. 642, Jinpyung-dong, Kumi-City, Kyoungsang Buk-do, 730-360, Korea
Scanning Frequency	:	Horizontal: 31kHz-77kHz Vertical: 43Hz-100Hz
Maximum Resolution	:	1280x1024@60Hz
Lamp	:	LG, M/N AS-LA20
Lampdrive	:	PHILIPS, M/N EUC 100 C/00
Remote Control	:	LG, 6710V00086C, S/N 00087
Computer Cable (15 Pin D-Sub)	:	Shielded, Detachable, 1.8m (to PC) Bonded two ferrite cores
DVI Cable (DVI-I)	:	Shielded, Detachable, 2.0m (to PC) Bonded two ferrite cores
PS2 Mouse Cable	:	Shielded, Detachable, 1.8m (to PC)
A/V Cable *2EA	:	Non-Shielded, Detachable, 3.0m (to DVD)
Power Cord (AC IN)	:	Non-Shielded, Undetachable, 1.8m

Date of Receipt of Sample	:	Aug. 23, 2002
Date of Test	:	Aug 27 ~ Sep. 10, 2002

1.2. Tested Supporting System Details

1.2.1. PC SYSTEM

Model Number	:	HP VECTRA XE320
Serial Number	:	SG21101988
FCC ID	:	By DoC
BSMI ID	:	312A318
Brand	:	HP
VGA Card	:	ASUS, M/N VGA-V7100/2V1D FCC By DoC
Manufacturer	:	First International Computer, Inc.
RS232C Cable	:	Shielded, Detachable, 1.8m (To EUT)
Power Cord	:	Non-Shielded, Detachable, 1.8m

1.2.2. MONITOR

Model Number	:	PM36B
Serial Number	:	W821111454
FCC ID	:	IIBTC1
BSMI ID	:	5872A010
Manufacturer	:	Funai Electric Company of Taiwan
Data Cable	:	Shielded, Undetachable, 1.2m (To EUT)
Power Cord	:	Non-Shielded, Detachable, 1.5m

1.2.3. KEYBOARD

Model Number	:	SK-2502C
Serial Number	:	M020236414
FCC ID	:	By DoC
BSMI ID	:	3872F107
Manufacturer	:	Silitek (Brand: HP)
Data Cable	:	Non-Shielded, Undetachable, 1.8m

1.2.4. DOT MATRIX PRINTER

Model Number	:	KX-P2135
Serial Number	:	8DMCN02139
FCC ID	:	ACJ5Z6KX-P2135
BSMI ID	:	3872A371
Manufacturer	:	Matsushita (Brand: Panasonic)
Data Cable	:	Shielded, Detachable, 1.5m
Power Cord	:	Non-Shielded, Detachable, 1.8m

1.2.5. MODEM

Model Number	:	DM-1414
Serial Number	:	980034396
FCC ID	:	IFAXDM1414
Manufacturer	:	Aceex
Data Cable	:	Shielded, Detachable, 1.2m
Power Adapter	:	Amigo, Model AM-91000A Non-Shielded, Undetachable, 1.8m

1.2.6. USB MOUSE #1

Model Number	:	CREUBB
Serial Number	:	N/A
FCC ID	:	NHM-CREUBE
BSMI ID	:	3872F083
Manufacturer	:	CRE Technology Co., Ltd.
Data Cable	:	Shielded, Undetachable, 1.8m

1.2.7. USB MOUSE #2

Model Number	:	CREUBB
Serial Number	:	N/A
FCC ID	:	NHM-CREUBE
BSMI ID	:	3872F083
Manufacturer	:	CRE Technology Co., Ltd.
Data Cable	:	Shielded, Undetachable, 1.8m

1.2.8. MICROPHONE

Model Number	:	HD-303
Serial Number	:	N/A
Manufacturer	:	Multimedia Microphone System
Data Cable	:	Non-Shielded, Undetachable, 2.2m

1.2.9. WALKMAN

Model Number	:	RQ-P35LT-K
Serial Number	:	HA08465
Manufacturer	:	Panasonic
Data Cable	:	Non-Shielded, Detachable, 1.8m

1.2.10. 10/100 FAST ETHERNET SWITCH

Model Number	:	DES-1005D
Serial Number	:	0212G1A06065
FCC ID	:	By DoC
Manufacturer	:	D-Link
Lan Cable	:	Non-Shielded, Detachable, 2.0m
AC-DC Adapter	:	DVE, M/N DV-0751AS DC Cord: Non-Shielded, Undetachable, 1.8m

1.2.11. DVD PLAYER

Model Number	:	DV-S6D
Serial Number	:	TLKR003935TA
Manufacturer	:	Pioneer
S-Video Cable	:	Shielded, Detachable, 1.5m (To EUT)
Power Cord	:	Non-Shielded, Detachable, 2m

1.2.12. CABLE W/24Ω RESISTOR LOAD

Cable	:	Non-Shielded, Detachable, 0.2m (To EUT)

1.2.13. D-SUB DATA CABLE

Data Cable	:	Shielded, Detachable, 1.8m (To EUT) Bonded two ferrite cores

1.3. Description of Test Facility

Site Description No. 6 Open Site	:	Aug. 10, 2000 File on Federal Communication Commission Registration Number: 98448
Site Description Semi-Anechoic Chamber	:	May 16, 2000 Re-file on Federal Communication Commission Registration Number: 90993
Name of Firm	:	Taiwan Tokin EMC Eng. Corp.
Site Location #1	:	No. 53-11, Tin-Fu Tsun, Lin-Kou, Taipei Hsien, Taiwan, R.O.C. (Semi-Anechoic Chamber)
Site Location #2	:	No. 67-4, Tin-Fu Tsun, Lin-Kou, Taipei Hsien, Taiwan, R.O.C. (No. 3 Shielding Room & No. 6 Open Site)
NVLAP Lab Code	:	200077-0

(NVLAP is a NATA accredited body under Mutual Recognition Agreement)

DAR- Registration No.	:	DAT-P-092/99-00e

1.4. Measurement Uncertainty

Test Item	Frequency Range	Uncertainty (dB)
Conduction Test	150KHz~30MHz	±2.66dB
Radiation Test (Distance: 10m)	30MHz~300MHz	+4.5dB / –4.5dB
	300MHz~1000MHz	+3.88dB / –3.84dB
Radiation Test (Distance: 3m)	30MHz~300MHz	+4.26dB / –4.22dB
	300MHz~1000MHz	+5.28dB / –4.0dB

Remark：Uncertainty = Kμc(y)

2. POWERLINE CONDUCTED TEST

2.1. Test Equipment

The following test equipment are used during the power line conducted tests：

Item	Type	Manufacturer	Model No.	Serial No.	Last Cal.	Cal. Interval
1.	Test Receiver	Rohde & Schwarz	ESCS 30	825442/020	Aug. 01, 02’	1 Year
2.	L.I.S.N. #1	Kyoritsu	KNW-407	8-1370-10	May 29, 02’	1 Year
3.	L.I.S.N. #2	Kyoritsu	KNW-407	8-1370-9	May 29, 02’	1 Year

2.2. Block Diagram of Test Setup

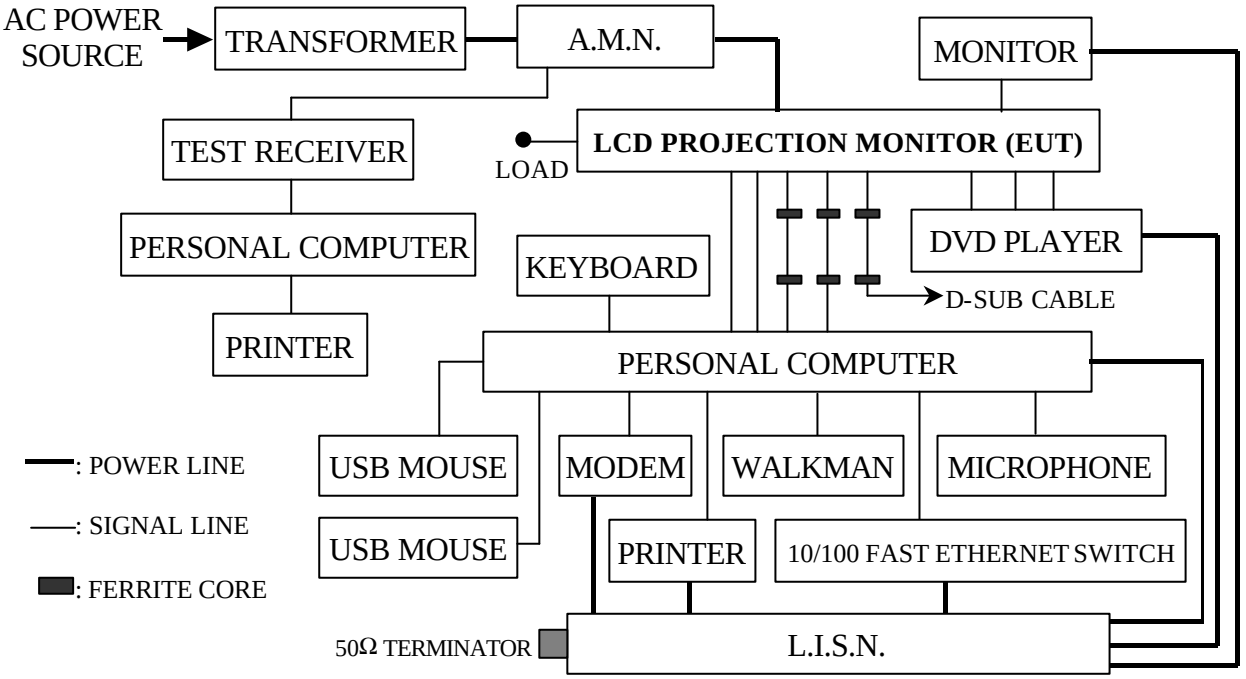

2.3. Powerline Conducted Emission Limit (CISPR 22, Class B)

Frequency	Maximum RF Line Voltage	
	Quasi-Peak Level	Average Level
150KHz ~ 500KHz	66 ~ 56 dB	56 ~ 46 dB
500KHz ~ 5MHz	56 dB	46 dB
5MHz ~ 30MHz	60 dB	50 dB

Remark：If the average limit is met when using a Quasi-Peak detector, the EUT shall be deemed to meet both limits and measurement with the average detector is unnecessary.

2.4. EUT' s Configuration during Compliance Measurement

The following equipment were installed on RF LINE VOLTAGE measurement to meet the Commission requirement and operating in a manner which tended to maximize its emission characteristics in a normal application.

2.4.1. LCD Projection Monitor (EUT)

Model Number	:	MW-60SZ12
Serial Number	:	206KT00017
FCC ID	:	BEJMW60SZ12
Brand	:	LG
Manufacturer	:	LG Electronics Inc.
Lamp	:	LG, M/N AS-LA20
Lampdrive	:	PHILIPS, M/N EUC 100 C/00
Remote Control	:	LG, 6710V00086C, S/N 00087
Computer Cable (15 Pin D-Sub)	:	Shielded, Detachable, 1.8m (to PC) Bonded two ferrite cores
DVI Cable (DVI-I)	:	Shielded, Detachable, 2.0m (to PC) Bonded two ferrite cores
PS2 Mouse Cable	:	Shielded, Detachable, 1.8m (to PC)
A/V Cable *2EA	:	Non-Shielded, Detachable, 3.0m (to DVD)
Power Cord (AC IN)	:	Non-Shielded, Undetachable, 1.8m

2.4.2. Supporting System : As in section 1.2

2.5. Operating Condition of EUT

2.5.1. Setup the EUT and simulator as shown on 2.2.

2.5.2. Turned on the power of all equipment.

2.5.3. The Personal computer read data from disk.

2.5.4. The Personal computer performed the EMI self-test program "Hwin", and sent "H" characters to the LCD Projection Monitor (EUT), then the screen of LCD Projection Monitor (EUT) displayed "H" patterns by EUT' s resolution via RGB IN1、RGB IN2、RGB IN3(DVI) input.

2.5.5. The DVD Player played a DVD Movie and sent the image & sound to the LCD Projection Monitor (EUT) via Component input、S-Video input or A/V input.

2.5.6. Repeat above procedures from 2.5.3 to 2.5.5.

2.5.7. The other peripheral devices were driven and operated in turn during all testing.

2.6. Test Procedure

The EUT was put on table which was above the ground by 80cm and its power cord connected to the power mains through a line impedance stabilization network (L.I.S.N. #1) and the other peripheral devices power cord were connected to the power mains through a line impedance stabilization network (L.I.S.N. #2) This provided a 50 ohm coupling impedance for the measuring equipment. (Please refer to the block diagram of the test setup and photographs.)
Both sides of A.C. line were checked for maximum conducted interference. In order to find the maximum emission, the relative positions of equipment and all of the interface cables were changed according to FCC ANSI C63.4-1992 on conducted measurement.

The bandwidth of the R&S Test Receiver ESCS 30 was set at 9KHz.
The frequency range from 150KHz to 30MHz was checked.

2.7. Line Conducted RF Voltage Measurement Results

PASSED. Please refer to the following pages.
All emissions not reported below are too low against the prescribed limits.
EUT with the following test modes were done during powerline conducted measurement and all the test results are attached in the next pages.
(Test Date: Sep. 10, 2002 Temperature: 28℃ Humidity: 48%)

Mode	Input Port	Display of EUT	Reference Data #
1.	RGB IN1 (D-Sub)	Character “H”, 640*480/60Hz, 31kHz	#13 (14, 15) ; #16 (17, 18).
2.	RGB IN1 (D-Sub)	Character “H”, 1024*768/85Hz, 69kHz	#10 (11, 12) ; #7 (8, 9).
3.	RGB IN1 (D-Sub)	Character “H”, 1280*1024/60Hz, 64kHz	#1 (2, 3) ; #4 (5, 6).
4.	RGB IN2 (D-Sub)	Character “H”, 640*480/60Hz, 31kHz	#22 (23, 24) ; #19 (20, 21).
5.	RGB IN2 (D-Sub)	Character “H”, 1024*768/85Hz, 69kHz	#25 (26, 27) ; #28 (29, 30).
6.	RGB IN2 (D-Sub)	Character “H”, 1280*1024/60Hz, 64kHz	#34 (35, 36) ; #31 (32, 33).
7.	RGB IN3 (DVI-I)	Character “H”, 640*480/60Hz, 31kHz	#49 (50, 51) ; #52 (53, 54).
8.	RGB IN3 (DVI-I)	Character “H”, 1024*768/85Hz, 69kHz	#46 (47, 48) ; #43 (44, 45).
9.	RGB IN3 (DVI-I)	Character “H”, 1280*1024/60Hz, 64kHz	#37 (38, 39) ; #40 (41, 42).
10.	A/V Input	Image “DVD Movie”	#61 (62, 63) ; #64 (65, 66).
11.	S-Video Input	Image “DVD Movie”	#58 (59, 60) ; #55 (56, 57).
12.	Component Input	Image “DVD Movie”	#70 (71, 72) ; #67 (68, 69).

AUDIX
TAIWAN TOKIN EMC ENG. CORP.
台灣東金科技股份有限公司
No.53-11, Tin-tu Tsun, Lin-kou Hsiang,
Taipei Country, Taiwan, R.O.C.
Tel:02-26092133 Fax:02-26099303
Email:ttemc@ttemc.com.tw

Data#: 85 File#: D:\LG-G91807.EMI

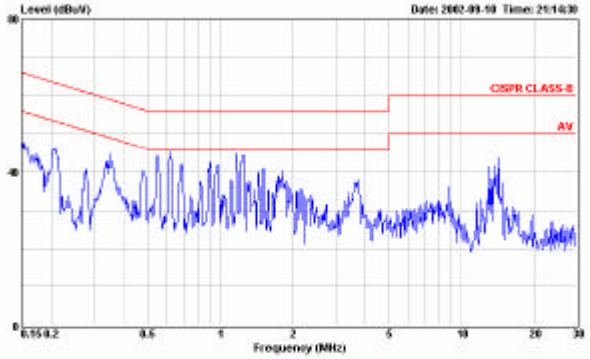

Site : No.3 Shielded room
Condition : CISPR CLASS-B KNW-407 LINE
EUT : LCD Projection Monitor M/N:MW-60SZ12
Power : 120Vac/60Hz
Memo : 640*480/60Hz/31.5KHz (RGB 1)

AUDIX
TAIWAN TOKIN EMC ENG. CORP.
台灣東金科技股份有限公司
No.53-11, Tin-tu Tsun, Lin-kou Hsiang,
Taipei Country, Taiwan, R.O.C.
Tel:02-26092133 Fax:02-26099303
Email:ttemc@ttemc.com.tw

Data#: 86 File#: D:\LG-G91807.EMI
Date: 2002-09-10 Time: 21:15:39

Site : No.3 Shielded room
Condition : CISPR CLASS-B KNW-407 LINE
EUT : LCD Projection Monitor M/N:MW-60SZ12
Power : 120Vac/60Hz
Memo : 640*480/60Hz/31.5KHz (RGB 1)

	Freq	Level	Over Limit	Limit Line	Read Level	Probe Factor	Cable Loss	Remark
	MHz	dBuV	dB	dBuV	dBuV	dB	dB	
1	0.205	44.81	-18.58	63.39	44.31	0.30	0.20	QP
2	0.348	39.56	-19.45	59.01	39.06	0.30	0.20	QP
3	0.623	43.29	-12.71	56.00	42.79	0.30	0.20	QP
4	1.171	42.89	-13.11	56.00	42.19	0.30	0.40	QP
5	3.708	32.65	-23.35	56.00	31.95	0.30	0.40	QP
6	13.977	41.05	-18.95	60.00	39.65	0.70	0.70	QP

Data#: 87 File#: D:\LG-G91807.EMI

	Freq	Level	Over Limit	Limit Line	Read Level	Probe Factor	Cable Loss	Remark
	MHz	dBuV	dB	dBuV	dBuV	dB	dB	
1 !	0.205	43.70	-9.69	53.39	43.20	0.30	0.20	Average
2	0.348	33.35	-15.66	49.01	32.85	0.30	0.20	Average
3 !	0.623	36.08	-9.92	46.00	35.58	0.30	0.20	Average
4 !	1.171	37.49	-8.51	46.00	36.79	0.30	0.40	Average
5	3.708	25.92	-20.08	46.00	25.22	0.30	0.40	Average
6	13.977	29.84	-20.16	50.00	28.44	0.70	0.70	Average

AUDIX
TAIWAN TOKIN EMC ENG. CORP.
台灣東金科技股份有限公司
No.53-11, Tin-tu Tsun, Lin-kou Hsiang,
Taipei Country, Taiwan, R.O.C.
Tel:02-26092133 Fax:02-26099303
Email:ttemc@ttemc.com.tw

Data#: 88 File#: D:\LG-G91807.EMI

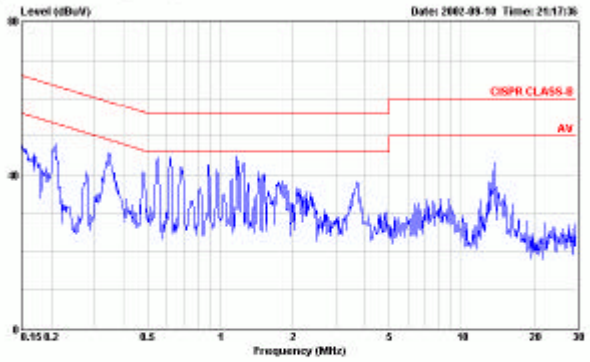

Site : No.3 Shielded room
Condition : CISPR CLASS-B KNW-407 NEUTRAL
EUT : LCD Projection Monitor M/N:MW-60SZ12
Power : 120Vac/60Hz
Memo : 640*480/60Hz/31.5KHz (RGB 1)

AUDIX
TAIWAN TOKIN EMC ENG. CORP.
台灣東金科技股份有限公司
No.53-11, Tin-tu Tsun, Lin-kou Hsiang,
Taipei Country, Taiwan, R.O.C.
Tel:02-26092133 Fax:02-26099303
Email:ttemc@ttemc.com.tw

Data#: 89 File#: D:\LG-G91807.EMI
Date: 2002-09-10 Time: 21:18:08

Site : No.3 Shielded room
Condition : CISPR CLASS-B KNW-407 NEUTRAL
EUT : LCD Projection Monitor M/N:MW-60SZ12
Power : 120Vac/60Hz
Memo : 640*480/60Hz/31.5KHz (RGB 1)

	Freq	Level	Over Limit	Limit Line	Read Level	Probe Factor	Cable Loss	Remark
	MHz	dBuV	dB	dBuV	dBuV	dB	dB	
1	0.206	45.17	-18.19	63.36	44.67	0.30	0.20	QP
2	0.347	39.46	-19.58	59.04	38.96	0.30	0.20	QP
3	0.619	43.15	-12.85	56.00	42.65	0.30	0.20	QP
4	1.177	43.29	-12.71	56.00	42.59	0.30	0.40	QP
5	3.715	32.39	-23.61	56.00	31.69	0.30	0.40	QP
6	13.708	40.76	-19.24	60.00	39.36	0.70	0.70	QP

Data#: 90 File#: D:\LG-G91807.EMI

	Freq	Level	Over Limit	Limit Line	Read Level	Probe Factor	Cable Loss	Remark
	MHz	dBuV	dB	dBuV	dBuV	dB	dB	
1 !	0.206	44.16	-9.20	53.36	43.66	0.30	0.20	Average
2	0.347	34.86	-14.18	49.04	34.36	0.30	0.20	Average
3 !	0.619	36.07	-9.93	46.00	35.57	0.30	0.20	Average
4	1.177	31.47	-14.53	46.00	30.77	0.30	0.40	Average
5	3.715	24.51	-21.49	46.00	23.81	0.30	0.40	Average
6	13.708	31.47	-18.53	50.00	30.07	0.70	0.70	Average

AUDIX
TAIWAN TOKIN EMC ENG. CORP.
台灣東金科技股份有限公司
No.53-11, Tin-tu Tsun, Lin-kou Hsiang,
Taipei Country, Taiwan, R.O.C.
Tel:02-26092133 Fax:02-26099303
Email:ttemc@ttemc.com.tw

Data#: 82 File#: D:\LG-G91807.EMI

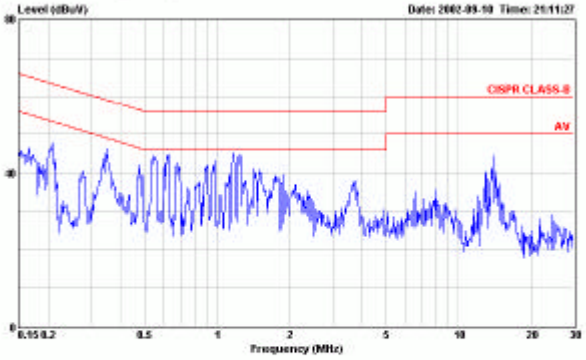

Site : No.3 Shielded room
Condition : CISPR CLASS-B KNW-407 LINE
EUT : LCD Projection Monitor M/N:MW-60SZ12
Power : 120Vac/60Hz
Memo : 1024*768/85Hz/69KHz (RGB 1)

AUDIX
TAIWAN TOKIN EMC ENG. CORP.
台灣東金科技股份有限公司
No.53-11, Tin-tu Tsun, Lin-kou Hsiang,
Taipei Country, Taiwan, R.O.C.
Tel:02-26092133 Fax:02-26099303
Email:ttemc@ttemc.com.tw

Data#: 83 File#: D:\LG-G91807.EMI
Date: 2002-09-10 Time: 21:12:04

Site : No.3 Shielded room
Condition : CISPR CLASS-B KNW-407 LINE
EUT : LCD Projection Monitor M/N:MW-60SZ12
Power : 120Vac/60Hz
Memo : 1024*768/85Hz/69KHz (RGB 1)

	Freq	Level	Over Limit	Limit Line	Read Level	Probe Factor	Cable Loss	Remark
	MHz	dBuV	dB	dBuV	dBuV	dB	dB	
1	0.206	45.05	-18.32	63.37	44.55	0.30	0.20	QP
2	0.342	40.26	-18.89	59.15	39.76	0.30	0.20	QP
3	0.624	43.73	-12.27	56.00	43.23	0.30	0.20	QP
4	1.174	43.39	-12.61	56.00	42.69	0.30	0.40	QP
5	3.709	32.41	-23.59	56.00	31.71	0.30	0.40	QP
6	13.969	40.45	-19.55	60.00	39.05	0.70	0.70	QP

Data#: 84 File#: D:\LG-G91807.EMI

	Freq	Level	Over Limit	Limit Line	Read Level	Probe Factor	Cable Loss	Remark
	MHz	dBuV	dB	dBuV	dBuV	dB	dB	
1 !	0.206	44.31	-9.06	53.37	43.81	0.30	0.20	Average
2	0.342	35.73	-13.42	49.15	35.23	0.30	0.20	Average
3 !	0.624	37.26	-8.74	46.00	36.76	0.30	0.20	Average
4	1.174	29.69	-16.31	46.00	28.99	0.30	0.40	Average
5	3.709	23.01	-22.99	46.00	22.31	0.30	0.40	Average
6	13.969	28.02	-21.98	50.00	26.62	0.70	0.70	Average

AUDIX
TAIWAN TOKIN EMC ENG. CORP.
台灣東金科技股份有限公司
No.53-11, Tin-tu Tsun, Lin-kou Hsiang,
Taipei Country, Taiwan, R.O.C.
Tel:02-26092133 Fax:02-26099303
Email:ttemc@ttemc.com.tw

Data#: 79 File#: D:\LG-G91807.EMI

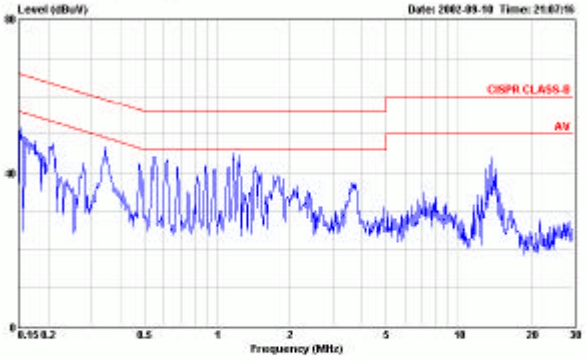

Site : No.3 Shielded room
Condition : CISPR CLASS-B KNW-407 NEUTRAL
EUT : LCD Projection Monitor M/N:MW-60SZ12
Power : 120Vac/60Hz
Memo : 1024*768/85Hz/69KHz (RGB 1)

AUDIX
TAIWAN TOKIN EMC ENG. CORP.
台灣東金科技股份有限公司
No.53-11, Tin-tu Tsun, Lin-kou Hsiang,
Taipei Country, Taiwan, R.O.C.
Tel:02-26092133 Fax:02-26099303
Email:ttemc@ttemc.com.tw

Data#: 80 File#: D:\LG-G91807.EMI
Date: 2002-09-10 Time: 21:09:14

Site : No.3 Shielded room
Condition : CISPR CLASS-B KNW-407 NEUTRAL
EUT : LCD Projection Monitor M/N:MW-60SZ12
Power : 120Vac/60Hz
Memo : 1024*768/85Hz/69KHz (RGB 1)

	Freq	Level	Over Limit	Limit Line	Read Level	Probe Factor	Cable Loss	Remark
	MHz	dBuV	dB	dBuV	dBuV	dB	dB	
1	0.206	44.77	-18.58	63.35	44.27	0.30	0.20	QP
2	0.340	39.75	-19.46	59.21	39.25	0.30	0.20	QP
3	0.621	43.51	-12.49	56.00	43.01	0.30	0.20	QP
4	1.177	42.59	-13.41	56.00	41.89	0.30	0.40	QP
5	3.715	32.29	-23.71	56.00	31.59	0.30	0.40	QP
6	13.704	40.34	-19.66	60.00	38.94	0.70	0.70	QP

Data#: 81 File#: D:\LG-G91807.EMI

	Freq	Level	Over Limit	Limit Line	Read Level	Probe Factor	Cable Loss	Remark
	MHz	dBuV	dB	dBuV	dBuV	dB	dB	
1 !	0.206	43.62	-9.73	53.35	43.12	0.30	0.20	Average
2	0.340	33.19	-16.02	49.21	32.69	0.30	0.20	Average
3	0.621	35.13	-10.87	46.00	34.63	0.30	0.20	Average
4	1.177	35.02	-10.98	46.00	34.32	0.30	0.40	Average
5	3.715	23.37	-22.63	46.00	22.67	0.30	0.40	Average
6	13.704	29.52	-20.48	50.00	28.12	0.70	0.70	Average

AUDIX
TAIWAN TOKIN EMC ENG. CORP.
台灣東金科技股份有限公司
No.53-11, Tin-tu Tsun, Lin-kou Hsiang,
Taipei Country, Taiwan, R.O.C.
Tel:02-26092133 Fax:02-26099303
Email:ttemc@ttemc.com.tw

Data#: 73 File#: D:\LG-G91807.EMI

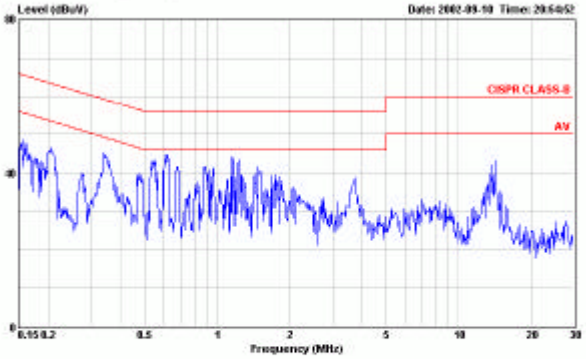

Site : No.3 Shielded room
Condition : CISPR CLASS-B KNW-407 LINE
EUT : LCD Projection Monitor M/N:MW-60SZ12
Power : 120Vac/60Hz
Memo : 1280*1024/60Hz/64KHz (RGB 1)

AUDIX
TAIWAN TOKIN EMC ENG. CORP.
台灣東金科技股份有限公司
No.53-11, Tin-tu Tsun, Lin-kou Hsiang,
Taipei Country, Taiwan, R.O.C.
Tel:02-26092133 Fax:02-26099303
Email:ttemc@ttemc.com.tw

Data#: 74 File#: D:\LG-G91807.EMI
Date: 2002-09-10 Time: 20:59:15

Site : No.3 Shielded room
Condition : CISPR CLASS-B KNW-407 LINE
EUT : LCD Projection Monitor M/N:MW-60SZ12
Power : 120Vac/60Hz
Memo : 1280*1024/60Hz/64KHz (RGB 1)

	Freq	Level	Over Limit	Limit Line	Read Level	Probe Factor	Cable Loss	Remark
	MHz	dBuV	dB	dBuV	dBuV	dB	dB	
1	0.201	44.61	-18.94	63.55	44.11	0.30	0.20	QP
2	0.339	39.87	-19.36	59.23	39.37	0.30	0.20	QP
3	0.620	42.05	-13.95	56.00	41.55	0.30	0.20	QP
4	1.157	41.61	-14.39	56.00	40.91	0.30	0.40	QP
5	3.742	32.38	-23.62	56.00	31.68	0.30	0.40	QP
6	13.920	37.70	-22.30	60.00	36.30	0.70	0.70	QP

Data#: 75 File#: D:\LG-G91807.EMI

	Freq	Level	Over Limit	Limit Line	Read Level	Probe Factor	Cable Loss	Remark
	MHz	dBuV	dB	dBuV	dBuV	dB	dB	
1	0.201	41.41	-12.14	53.55	40.91	0.30	0.20	Average
2	0.339	34.41	-14.82	49.23	33.91	0.30	0.20	Average
3	0.620	32.89	-13.11	46.00	32.39	0.30	0.20	Average
4	1.157	26.69	-19.31	46.00	25.99	0.30	0.40	Average
5	3.742	23.69	-22.31	46.00	22.99	0.30	0.40	Average
6	13.920	23.57	-26.43	50.00	22.17	0.70	0.70	Average

AUDIX
TAIWAN TOKIN EMC ENG. CORP.
台灣東金科技股份有限公司
No.53-11, Tin-tu Tsun, Lin-kou Hsiang,
Taipei Country, Taiwan, R.O.C.
Tel:02-26092133 Fax:02-26099303
Email:ttemc@ttemc.com.tw

Data#: 76 File#: D:\LG-G91807.EMI

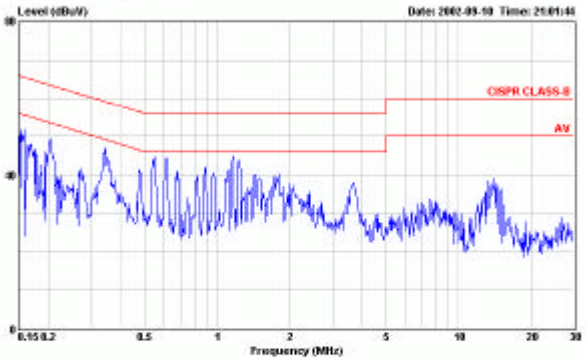

Site : No.3 Shielded room
Condition : CISPR CLASS-B KNW-407 NEUTRAL
EUT : LCD Projection Monitor M/N:MW-60SZ12
Power : 120Vac/60Hz
Memo : 1280*1024/60Hz/64KHz (RGB 1)

AUDIX
TAIWAN TOKIN EMC ENG. CORP.
台灣東金科技股份有限公司
No.53-11, Tin-tu Tsun, Lin-kou Hsiang,
Taipei Country, Taiwan, R.O.C.
Tel:02-26092133 Fax:02-26099303
Email:ttemc@ttemc.com.tw

Data#: 77 File#: D:\LG-G91807.EMI
Date: 2002-09-10 Time: 21:02:21

Site : No.3 Shielded room
Condition : CISPR CLASS-B KNW-407 NEUTRAL
EUT : LCD Projection Monitor M/N:MW-60SZ12
Power : 120Vac/60Hz
Memo : 1280*1024/60Hz/64KHz (RGB 1)

	Freq	Level	Over Limit	Limit Line	Read Level	Probe Factor	Cable Loss	Remark
	MHz	dBuV	dB	dBuV	dBuV	dB	dB	
1	0.203	45.19	-18.30	63.49	44.69	0.30	0.20	QP
2	0.344	40.41	-18.70	59.11	39.91	0.30	0.20	QP
3	0.610	42.23	-13.77	56.00	41.73	0.30	0.20	QP
4	1.164	43.53	-12.47	56.00	42.83	0.30	0.40	QP
5	3.717	32.67	-23.33	56.00	31.97	0.30	0.40	QP
6	14.110	39.60	-20.40	60.00	38.20	0.70	0.70	QP

Data#: 78 File#: D:\LG-G91807.EMI

	Freq	Level	Over Limit	Limit Line	Read Level	Probe Factor	Cable Loss	Remark
	MHz	dBuV	dB	dBuV	dBuV	dB	dB	
1	0.203	42.80	-10.69	53.49	42.30	0.30	0.20	Average
2	0.344	32.69	-16.42	49.11	32.19	0.30	0.20	Average
3	0.610	32.99	-13.01	46.00	32.49	0.30	0.20	Average
4	1.164	28.67	-17.33	46.00	27.97	0.30	0.40	Average
5	3.717	22.90	-23.10	46.00	22.20	0.30	0.40	Average
6	14.110	27.21	-22.79	50.00	25.81	0.70	0.70	Average

AUDIX
TAIWAN TOKIN EMC ENG. CORP.
台灣東金科技股份有限公司
No.53-11, Tin-tu Tsun, Lin-kou Hsiang,
Taipei Country, Taiwan, R.O.C.
Tel:02-26092133 Fax:02-26099303
Email:ttemc@ttemc.com.tw

Data#: 94 File#: D:\LG-G91807.EMI

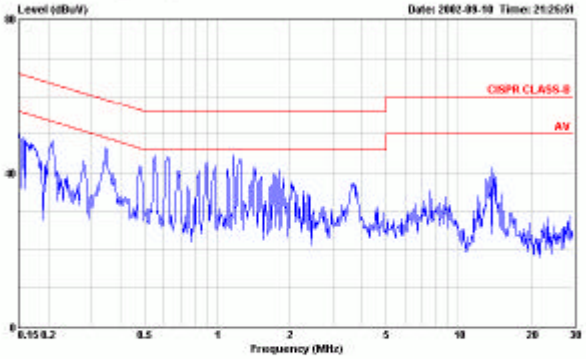

Site : No.3 Shielded room
Condition : CISPR CLASS-B KNW-407 LINE
EUT : LCD Projection Monitor M/N:MW-60SZ12
Power : 120Vac/60Hz
Memo : 640*480/60Hz/31.5KHz (RGB 2)

AUDIX
TAIWAN TOKIN EMC ENG. CORP.
台灣東金科技股份有限公司
No.53-11, Tin-tu Tsun, Lin-kou Hsiang,
Taipei Country, Taiwan, R.O.C.
Tel:02-26092133 Fax:02-26099303
Email:ttemc@ttemc.com.tw

Data#: 95 File#: D:\LG-G91807.EMI
Date: 2002-09-10 Time: 21:26:43

Site : No.3 Shielded room
Condition : CISPR CLASS-B KNW-407 LINE
EUT : LCD Projection Monitor M/N:MW-60SZ12
Power : 120Vac/60Hz
Memo : 640*480/60Hz/31.5KHz (RGB 2)

	Freq	Level	Over Limit	Limit Line	Read Level	Probe Factor	Cable Loss	Remark
	MHz	dBuV	dB	dBuV	dBuV	dB	dB	
1	0.206	45.59	-17.79	63.38	45.09	0.30	0.20	QP
2	0.345	39.78	-19.29	59.07	39.28	0.30	0.20	QP
3	0.624	43.15	-12.85	56.00	42.65	0.30	0.20	QP
4	1.187	42.63	-13.37	56.00	41.93	0.30	0.40	QP
5	3.740	31.84	-24.16	56.00	31.14	0.30	0.40	QP
6	13.706	40.30	-19.70	60.00	38.90	0.70	0.70	QP

Data#: 96 File#: D:\LG-G91807.EMI

	Freq	Level	Over Limit	Limit Line	Read Level	Probe Factor	Cable Loss	Remark
	MHz	dBuV	dB	dBuV	dBuV	dB	dB	
1 !	0.206	43.59	-9.79	53.38	43.09	0.30	0.20	Average
2	0.345	35.09	-13.98	49.07	34.59	0.30	0.20	Average
3	0.624	33.14	-12.86	46.00	32.64	0.30	0.20	Average
4	1.187	31.77	-14.23	46.00	31.07	0.30	0.40	Average
5	3.740	23.17	-22.83	46.00	22.47	0.30	0.40	Average
6	13.706	29.17	-20.83	50.00	27.77	0.70	0.70	Average

AUDIX
TAIWAN TOKIN EMC ENG. CORP.
台灣東金科技股份有限公司
No.53-11, Tin-tu Tsun, Lin-kou Hsiang,
Taipei Country, Taiwan, R.O.C.
Tel:02-26092133 Fax:02-26099303
Email:ttemc@ttemc.com.tw

Data#: 91 File#: D:\LG-G91807.EMI

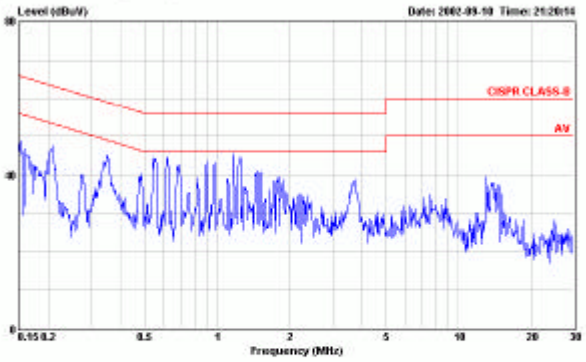

Site : No.3 Shielded room
Condition : CISPR CLASS-B KNW-407 NEUTRAL
EUT : LCD Projection Monitor M/N:MW-60SZ12
Power : 120Vac/60Hz
Memo : 640*480/60Hz/31.5KHz (RGB 2)

AUDIX
TAIWAN TOKIN EMC ENG. CORP.
台灣東金科技股份有限公司
No.53-11, Tin-tu Tsun, Lin-kou Hsiang,
Taipei Country, Taiwan, R.O.C.
Tel:02-26092133 Fax:02-26099303
Email:ttemc@ttemc.com.tw

Data#: 92 File#: D:\LG-G91807.EMI
Date: 2002-09-10 Time: 21:22:50

Site : No.3 Shielded room
Condition : CISPR CLASS-B KNW-407 NEUTRAL
EUT : LCD Projection Monitor M/N:MW-60SZ12
Power : 120Vac/60Hz
Memo : 640*480/60Hz/31.5KHz (RGB 2)

	Freq	Level	Over Limit	Limit Line	Read Level	Probe Factor	Cable Loss	Remark
	MHz	dBuV	dB	dBuV	dBuV	dB	dB	
1	0.210	43.43	-19.78	63.21	42.93	0.30	0.20	QP
2	0.347	39.36	-19.68	59.04	38.86	0.30	0.20	QP
3	0.623	42.99	-13.01	56.00	42.49	0.30	0.20	QP
4	1.181	42.89	-13.11	56.00	42.19	0.30	0.40	QP
5	3.728	32.01	-23.99	56.00	31.31	0.30	0.40	QP
6	13.707	39.72	-20.28	60.00	38.32	0.70	0.70	QP

Data#: 93 File#: D:\LG-G91807.EMI

	Freq	Level	Over Limit	Limit Line	Read Level	Probe Factor	Cable Loss	Remark
	MHz	dBuV	dB	dBuV	dBuV	dB	dB	
1	0.210	40.67	-12.54	53.21	40.17	0.30	0.20	Average
2	0.347	34.74	-14.30	49.04	34.24	0.30	0.20	Average
3	0.623	34.90	-11.10	46.00	34.40	0.30	0.20	Average
4	1.181	29.49	-16.51	46.00	28.79	0.30	0.40	Average
5	3.728	25.11	-20.89	46.00	24.41	0.30	0.40	Average
6	13.707	26.73	-23.27	50.00	25.33	0.70	0.70	Average

AUDIX
TAIWAN TOKIN EMC ENG. CORP.
台灣東金科技股份有限公司
No.53-11, Tin-tu Tsun, Lin-kou Hsiang,
Taipei Country, Taiwan, R.O.C.
Tel:02-26092133 Fax:02-26099303
Email:ttemc@ttemc.com.tw

Data#: 97 File#: D:\LG-G91807.EMI

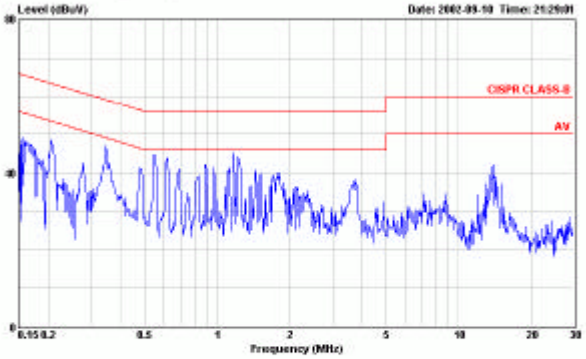

Site : No.3 Shielded room
Condition : CISPR CLASS-B RNW-407 LINE
EUT : LCD Projection Monitor M/N:MW-60SZ12
Power : 120Vac/60Hz
Memo : 1024*768/85Hz 69KHz (RGB 2)

Data#: 98 File#: D:\LG-G91807.EMI
Date: 2002-09-10 Time: 21:29:35

Site : No.3 Shielded room
Condition : CISPR CLASS-B RNW-407 LINE
EUT : LCD Projection Monitor M/N:MW-60SZ12
Power : 120Vac/60Hz
Memo : 1024*768/85Hz 69KHz (RGB 2)

	Freq	Level	Over Limit	Limit Line	Read Level	Probe Factor	Cable Loss	Remark
	MHz	dBuV	dB	dBuV	dBuV	dB	dB	
1	0.205	45.83	-17.56	63.39	45.33	0.30	0.20	QP
2	0.343	40.14	-19.00	59.14	39.64	0.30	0.20	QP
3	0.618	43.21	-12.79	56.00	42.71	0.30	0.20	QP
4	1.188	42.21	-13.79	56.00	41.51	0.30	0.40	QP
5	3.746	32.22	-23.78	56.00	31.52	0.30	0.40	QP
6	13.710	39.44	-20.56	60.00	38.04	0.70	0.70	QP

Data#: 99 File#: D:\LG-G91807.EMI

	Freq	Level	Over Limit	Limit Line	Read Level	Probe Factor	Cable Loss	Remark
	MHz	dBuV	dB	dBuV	dBuV	dB	dB	
1 !	0.205	44.34	-9.05	53.39	43.84	0.30	0.20	Average
2	0.343	34.78	-14.36	49.14	34.28	0.30	0.20	Average
3 !	0.618	40.86	-5.14	46.00	40.36	0.30	0.20	Average
4	1.188	33.90	-12.10	46.00	33.20	0.30	0.40	Average
5	3.746	24.54	-21.46	46.00	23.84	0.30	0.40	Average
6	13.710	26.47	-23.53	50.00	25.07	0.70	0.70	Average

AUDIX
TAIWAN TOKIN EMC ENG. CORP.
台灣東金科技股份有限公司
No.53-11, Tin-tu Tsun, Lin-kou Hsiang,
Taipei Country, Taiwan, R.O.C.
Tel:02-26092133 Fax:02-26099303
Email:ttemc@ttemc.com.tw

Data#: 100 File#: D:\LG-G91807.EMI

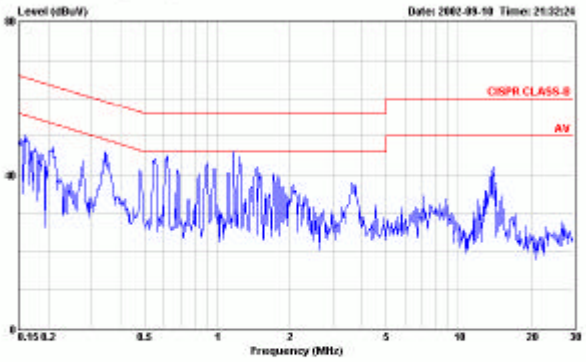

Site : No.3 Shielded room
Condition : CISPR CLASS-B RNW-407 NEUTRAL
EUT : LCD Projection Monitor M/N:MW-60SZ12
Power : 120Vac/60Hz
Memo : 1024*768/85Hz 69KHz (RGB 2)

Data#: 101 File#: D:\LG-G91807.EMI
Date: 2002-09-10 Time: 21:32:53

Site : No.3 Shielded room
Condition : CISPR CLASS-B RNW-407 NEUTRAL
EUT : LCD Projection Monitor M/N:MW-60SZ12
Power : 120Vac/60Hz
Memo : 1024*768/85Hz 69KHz (RGB 2)

	Freq	Level	Over Limit	Limit Line	Read Level	Probe Factor	Cable Loss	Remark
	MHz	dBuV	dB	dBuV	dBuV	dB	dB	
1	0.205	45.87	-17.53	63.40	45.37	0.30	0.20	QP
2	0.341	40.14	-19.03	59.17	39.64	0.30	0.20	QP
3	0.624	43.15	-12.85	56.00	42.65	0.30	0.20	QP
4	1.173	43.83	-12.17	56.00	43.13	0.30	0.40	QP
5	3.610	31.89	-24.11	56.00	31.19	0.30	0.40	QP
6	13.707	40.10	-19.90	60.00	38.70	0.70	0.70	QP

Data#: 102 File#: D:\LG-G91807.EMI

	Freq	Level	Over Limit	Limit Line	Read Level	Probe Factor	Cable Loss	Remark
	MHz	dBuV	dB	dBuV	dBuV	dB	dB	
1 !	0.205	43.81	-9.59	53.40	43.31	0.30	0.20	Average
2	0.341	35.23	-13.94	49.17	34.73	0.30	0.20	Average
3 !	0.624	38.91	-7.09	46.00	38.41	0.30	0.20	Average
4	1.173	33.52	-12.48	46.00	32.82	0.30	0.40	Average
5	3.610	25.45	-20.55	46.00	24.75	0.30	0.40	Average
6	13.707	29.68	-20.32	50.00	28.28	0.70	0.70	Average

AUDIX
TAIWAN TOKIN EMC ENG. CORP.
台灣東金科技股份有限公司
No.53-11, Tin-tu Tsun, Lin-kou Hsiang,
Taipei Country, Taiwan, R.O.C.
Tel:02-26092133 Fax:02-26099303
Email:ttemc@ttemc.com.tw

Data#: 106 File#: D:\LG-G91807.EMI

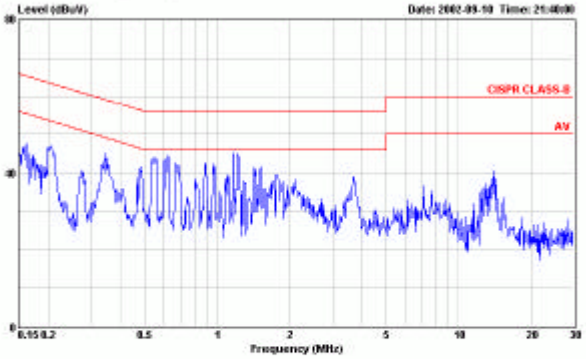

Site : No.3 Shielded room
Condition : CISPR CLASS-B RNW-407 LINE
EUT : LCD Projection Monitor M/N:MW-60SZ12
Power : 120Vac/60Hz
Memo : 1280*1024/60Hz 64KHz (RGB 2)

AUDIX
TAIWAN TOKIN EMC ENG. CORP.
台灣東金科技股份有限公司
No.53-11, Tin-tu Tsun, Lin-kou Hsiang,
Taipei Country, Taiwan, R.O.C.
Tel:02-26092133 Fax:02-26099303
Email:ttemc@ttemc.com.tw

Data#: 107 File#: D:\LG-G91807.EMI
Date: 2002-09-10 Time: 21:40:40

Site : No.3 Shielded room
Condition : CISPR CLASS-B RNW-407 LINE
EUT : LCD Projection Monitor M/N:MW-60SZ12
Power : 120Vac/60Hz
Memo : 1280*1024/60Hz 64KHz (RGB 2)

	Freq	Level	Over Limit	Limit Line	Read Level	Probe Factor	Cable Loss	Remark
	MHz	dBuV	dB	dBuV	dBuV	dB	dB	
1	0.198	44.11	-19.57	63.68	43.61	0.30	0.20	QP
2	0.338	38.77	-20.48	59.25	38.27	0.30	0.20	QP
3	0.617	43.63	-12.37	56.00	43.13	0.30	0.20	QP
4	1.167	43.45	-12.55	56.00	42.75	0.30	0.40	QP
5	3.685	32.46	-23.54	56.00	31.76	0.30	0.40	QP
6	14.100	37.46	-22.54	60.00	36.06	0.70	0.70	QP

Data#: 108 File#: D:\LG-G91807.EMI

	Freq	Level	Over Limit	Limit Line	Read Level	Probe Factor	Cable Loss	Remark
	MHz	dBuV	dB	dBuV	dBuV	dB	dB	
1	0.198	37.06	-16.62	53.68	36.56	0.30	0.20	Average
2	0.338	33.00	-16.25	49.25	32.50	0.30	0.20	Average
3	0.617	35.66	-10.34	46.00	35.16	0.30	0.20	Average
4	1.167	35.03	-10.97	46.00	34.33	0.30	0.40	Average
5	3.685	21.09	-24.91	46.00	20.39	0.30	0.40	Average
6	14.100	24.77	-25.23	50.00	23.37	0.70	0.70	Average

AUDIX
TAIWAN TOKIN EMC ENG. CORP.
台灣東金科技股份有限公司
No.53-11, Tin-tu Tsun, Lin-kou Hsiang,
Taipei Country, Taiwan, R.O.C.
Tel:02-26092133 Fax:02-26099303
Email:ttemc@ttemc.com.tw

Data#: 103 File#: D:\LG-G91807.EMI

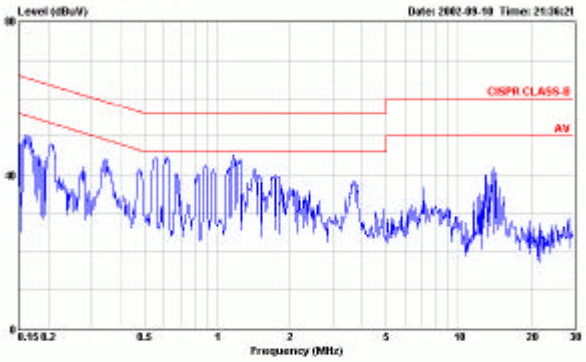

Site : No.3 Shielded room
Condition : CISPR CLASS-B RNW-407 NEUTRAL
EUT : LCD Projection Monitor M/N:MW-60SZ12
Power : 120Vac/60Hz
Memo : 1280*1024/60Hz 64KHz (RGB 2)

AUDIX
TAIWAN TOKIN EMC ENG. CORP.
台灣東金科技股份有限公司
No.53-11, Tin-tu Tsun, Lin-kou Hsiang,
Taipei Country, Taiwan, R.O.C.
Tel:02-26092133 Fax:02-26099303
Email:ttemc@ttemc.com.tw

Data#: 104 File#: D:\LG-G91807.EMI
Date: 2002-09-10 Time: 21:37:21

Site : No.3 Shielded room
Condition : CISPR CLASS-B RNW-407 NEUTRAL
EUT : LCD Projection Monitor M/N:MW-60SZ12
Power : 120Vac/60Hz
Memo : 1280*1024/60Hz 64KHz (RGB 2)

	Freq	Level	Over Limit	Limit Line	Read Level	Probe Factor	Cable Loss	Remark
	MHz	dBuV	dB	dBuV	dBuV	dB	dB	
1	0.207	45.75	-17.58	63.33	45.25	0.30	0.20	QP
2	0.338	39.87	-19.38	59.25	39.37	0.30	0.20	QP
3	0.622	42.47	-13.53	56.00	41.97	0.30	0.20	QP
4	1.172	42.77	-13.23	56.00	42.07	0.30	0.40	QP
5	3.706	32.20	-23.80	56.00	31.50	0.30	0.40	QP
6	13.765	40.72	-19.28	60.00	39.32	0.70	0.70	QP

Data#: 105 File#: D:\LG-G91807.EMI

	Freq	Level	Over Limit	Limit Line	Read Level	Probe Factor	Cable Loss	Remark
	MHz	dBuV	dB	dBuV	dBuV	dB	dB	
1 !	0.207	43.42	-9.91	53.33	42.92	0.30	0.20	Average
2	0.338	32.38	-16.87	49.25	31.88	0.30	0.20	Average
3	0.622	34.19	-11.81	46.00	33.69	0.30	0.20	Average
4	1.172	33.25	-12.75	46.00	32.55	0.30	0.40	Average
5	3.706	19.68	-26.32	46.00	18.98	0.30	0.40	Average
6	13.765	30.22	-19.78	50.00	28.82	0.70	0.70	Average

AUDIX
TAIWAN TOKIN EMC ENG. CORP.
台灣東金科技股份有限公司
No.53-11, Tin-tu Tsun, Lin-kou Hsiang,
Taipei Country, Taiwan, R.O.C.
Tel:02-26092133 Fax:02-26099303
Email:ttemc@ttemc.com.tw

Data#: 121 File#: D:\LG-G91807.EMI

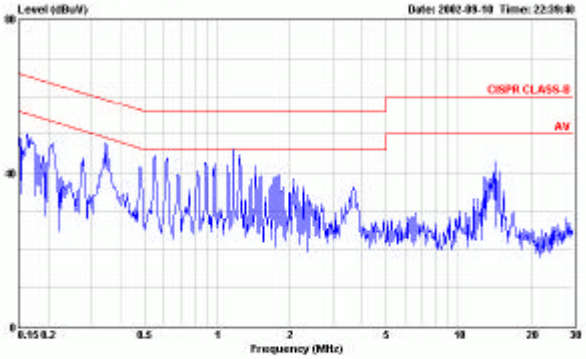

Site : No.3 Shielded room
Condition : CISPR CLASS-B RNW-407 LINE
EUT : LCD Projection Monitor M/N:MW-60SZ12
Power : 120Vac/60Hz
Memo : 640*480/60Hz 31.5KHz (RGB 3)

AUDIX
TAIWAN TOKIN EMC ENG. CORP.
台灣東金科技股份有限公司
No.53-11, Tin-tu Tsun, Lin-kou Hsiang,
Taipei Country, Taiwan, R.O.C.
Tel:02-26092133 Fax:02-26099303
Email:ttemc@ttemc.com.tw

Data#: 122 File#: D:\LG-G91807.EMI
Date: 2002-09-10 Time: 22:40:43

Site : No.3 Shielded room
Condition : CISPR CLASS-B RNW-407 LINE
EUT : LCD Projection Monitor M/N:MW-60SZ12
Power : 120Vac/60Hz
Memo : 640*480/60Hz 31.5KHz (RGB 3)

	Freq	Level	Over Limit	Limit Line	Read Level	Probe Factor	Cable Loss	Remark
	MHz	dBuV	dB	dBuV	dBuV	dB	dB	
1	0.203	45.53	-17.97	63.50	45.03	0.30	0.20	QP
2	0.345	40.26	-18.81	59.07	39.76	0.30	0.20	QP
3	0.618	44.01	-11.99	56.00	43.51	0.30	0.20	QP
4	1.171	44.85	-11.15	56.00	44.15	0.30	0.40	QP
5	3.680	31.30	-24.70	56.00	30.60	0.30	0.40	QP
6	13.971	40.95	-19.05	60.00	39.55	0.70	0.70	QP

Data#: 123 File#: D:\LG-G91807.EMI

	Freq	Level	Over Limit	Limit Line	Read Level	Probe Factor	Cable Loss	Remark
	MHz	dBuV	dB	dBuV	dBuV	dB	dB	
1	0.203	42.59	-10.91	53.50	42.09	0.30	0.20	Average
2	0.345	36.32	-12.75	49.07	35.82	0.30	0.20	Average
3 !	0.618	40.05	-5.95	46.00	39.55	0.30	0.20	Average
4 !	1.171	38.57	-7.43	46.00	37.87	0.30	0.40	Average
5	3.680	28.26	-17.74	46.00	27.56	0.30	0.40	Average
6	13.971	29.44	-20.56	50.00	28.04	0.70	0.70	Average

AUDIX
TAIWAN TOKIN EMC ENG. CORP.
台灣東金科技股份有限公司
No.53-11, Tin-tu Tsun, Lin-kou Hsiang,
Taipei Country, Taiwan, R.O.C.
Tel:02-26092133 Fax:02-26099303
Email:ttemc@ttemc.com.tw

Data#: 124 File#: D:\LG-G91807.EMI

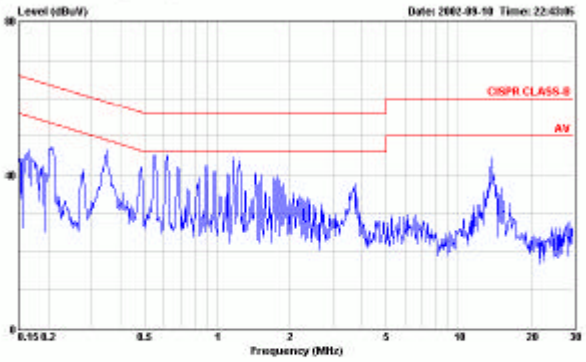

Site : No.3 Shielded room
Condition : CISPR CLASS-B RNW-407 NEUTRAL
EUT : LCD Projection Monitor M/N:MW-60SZ12
Power : 120Vac/60Hz
Memo : 640*480/60Hz 31.5KHz (RGB 3)

AUDIX
TAIWAN TOKIN EMC ENG. CORP.
台灣東金科技股份有限公司
No.53-11, Tin-tu Tsun, Lin-kou Hsiang,
Taipei Country, Taiwan, R.O.C.
Tel:02-26092133 Fax:02-26099303
Email:ttemc@ttemc.com.tw

Data#: 125 File#: D:\LG-G91807.EMI
Date: 2002-09-10 Time: 22:43:41

Site : No.3 Shielded room
Condition : CISPR CLASS-B RNW-407 NEUTRAL
EUT : LCD Projection Monitor M/N:MW-60SZ12
Power : 120Vac/60Hz
Memo : 640*480/60Hz 31.5KHz (RGB 3)

	Freq	Level	Over Limit	Limit Line	Read Level	Probe Factor	Cable Loss	Remark
	MHz	dBuV	dB	dBuV	dBuV	dB	dB	
1	0.204	45.49	-17.95	63.44	44.99	0.30	0.20	QP
2	0.342	39.84	-19.32	59.16	39.34	0.30	0.20	QP
3	0.621	44.29	-11.71	56.00	43.79	0.30	0.20	QP
4	1.173	44.41	-11.59	56.00	43.71	0.30	0.40	QP
5	3.689	30.76	-25.24	56.00	30.06	0.30	0.40	QP
6	13.906	41.50	-18.50	60.00	40.10	0.70	0.70	QP

Data#: 126 File#: D:\LG-G91807.EMI

	Freq	Level	Over Limit	Limit Line	Read Level	Probe Factor	Cable Loss	Remark
	MHz	dBuV	dB	dBuV	dBuV	dB	dB	
1 !	0.204	44.24	-9.20	53.44	43.74	0.30	0.20	Average
2	0.342	35.86	-13.30	49.16	35.36	0.30	0.20	Average
3 !	0.621	40.75	-5.25	46.00	40.25	0.30	0.20	Average
4 !	1.173	37.91	-8.09	46.00	37.21	0.30	0.40	Average
5	3.689	22.01	-23.99	46.00	21.31	0.30	0.40	Average
6	13.906	28.95	-21.05	50.00	27.55	0.70	0.70	Average

AUDIX
TAIWAN TOKIN EMC ENG. CORP.
台灣東金科技股份有限公司
No.53-11, Tin-tu Tsun, Lin-kou Hsiang,
Taipei Country, Taiwan, R.O.C.
Tel:02-26092133 Fax:02-26099303
Email:ttemc@ttemc.com.tw

Data#: 118 File#: D:\LG-G91807.EMI

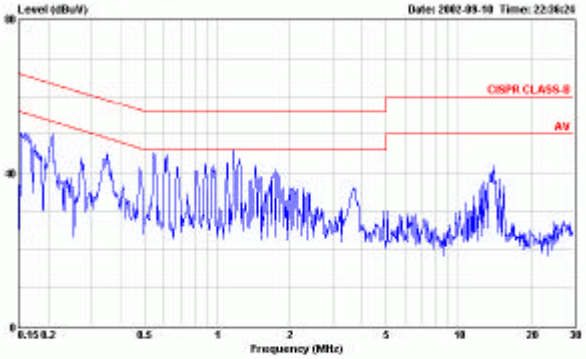

Site : No.3 Shielded room
Condition : CISPR CLASS-B RNW-407 LINE
EUT : LCD Projection Monitor M/N:MW-60SZ12
Power : 120Vac/60Hz
Memo : 1024*768/85Hz 69KHz (RGB 3)

Data#: 119 File#: D:\LG-G91807.EMI

Date: 2002-09-10 Time: 22:37:05

Site : No.3 Shielded room
Condition : CISPR CLASS-B RNW-407 LINE
EUT : LCD Projection Monitor M/N:MW-60SZ12
Power : 120Vac/60Hz
Memo : 1024*768/85Hz 69KHz (RGB 3)

	Freq	Level	Over Limit	Limit Line	Read Level	Probe Factor	Cable Loss	Remark
	MHz	dBuV	dB	dBuV	dBuV	dB	dB	
1	0.204	46.25	-17.19	63.44	45.75	0.30	0.20	QP
2	0.344	40.83	-18.28	59.11	40.33	0.30	0.20	QP
3	0.615	43.37	-12.63	56.00	42.87	0.30	0.20	QP
4	1.167	43.67	-12.33	56.00	42.97	0.30	0.40	QP
5	3.700	30.88	-25.12	56.00	30.18	0.30	0.40	QP
6	13.963	40.95	-19.05	60.00	39.55	0.70	0.70	QP

Data#: 120 File#: D:\LG-G91807.EMI

	Freq	Level	Over Limit	Limit Line	Read Level	Probe Factor	Cable Loss	Remark
	MHz	dBuV	dB	dBuV	dBuV	dB	dB	
1 !	0.204	44.75	-8.69	53.44	44.25	0.30	0.20	Average
2	0.344	36.41	-12.70	49.11	35.91	0.30	0.20	Average
3 !	0.615	39.37	-6.63	46.00	38.87	0.30	0.20	Average
4 !	1.167	36.43	-9.57	46.00	35.73	0.30	0.40	Average
5	3.700	18.12	-27.88	46.00	17.42	0.30	0.40	Average
6	13.963	30.22	-19.78	50.00	28.82	0.70	0.70	Average

AUDIX
TAIWAN TOKIN EMC ENG. CORP.
台灣東金科技股份有限公司
No.53-11, Tin-tu Tsun, Lin-kou Hsiang,
Taipei Country, Taiwan, R.O.C.
Tel:02-26092133 Fax:02-26099303
Email:ttemc@ttemc.com.tw

Data#: 115 File#: D:\LG-G91807.EMI

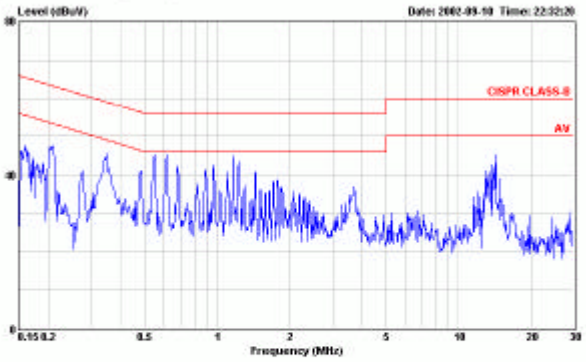

Site : No.3 Shielded room
Condition : CISPR CLASS-B RNW-407 NEUTRAL
EUT : LCD Projection Monitor M/N:MW-60SZ12
Power : 120Vac/60Hz
Memo : 1024*768/85Hz 69KHz (RGB 3)

Data#: 116 File#: D:\LG-G91807.EMI

Date: 2002-09-10 Time: 22:33:27

Site : No.3 Shielded room
Condition : CISPR CLASS-B RNW-407 NEUTRAL
EUT : LCD Projection Monitor M/N:MW-60SZ12
Power : 120Vac/60Hz
Memo : 1024*768/85Hz 69KHz (RGB 3)

	Freq	Level	Over Limit	Limit Line	Read Level	Probe Factor	Cable Loss	Remark
	MHz	dBuV	dB	dBuV	dBuV	dB	dB	
1	0.203	46.07	-17.41	63.48	45.57	0.30	0.20	QP
2	0.345	39.56	-19.52	59.08	39.06	0.30	0.20	QP
3	0.615	44.33	-11.67	56.00	43.83	0.30	0.20	QP
4	1.167	44.11	-11.89	56.00	43.41	0.30	0.40	QP
5	3.711	30.59	-25.41	56.00	29.89	0.30	0.40	QP
6	13.966	42.16	-17.84	60.00	40.76	0.70	0.70	QP

Data#: 117 File#: D:\LG-G91807.EMI

	Freq	Level	Over Limit	Limit Line	Read Level	Probe Factor	Cable Loss	Remark
	MHz	dBuV	dB	dBuV	dBuV	dB	dB	
1 !	0.203	44.17	-9.31	53.48	43.67	0.30	0.20	Average
2	0.345	34.84	-14.24	49.08	34.34	0.30	0.20	Average
3 !	0.615	40.32	-5.68	46.00	39.82	0.30	0.20	Average
4 !	1.167	39.05	-6.95	46.00	38.35	0.30	0.40	Average
5	3.711	20.66	-25.34	46.00	19.96	0.30	0.40	Average
6	13.966	31.43	-18.57	50.00	30.03	0.70	0.70	Average

AUDIX
TAIWAN TOKIN EMC ENG. CORP.
台灣東金科技股份有限公司
No.53-11, Tin-tu Tsun, Lin-kou Hsiang,
Taipei Country, Taiwan, R.O.C.
Tel:02-26092133 Fax:02-26099303
Email:ttemc@ttemc.com.tw

Data#: 109 File#: D:\LG-G91807.EMI

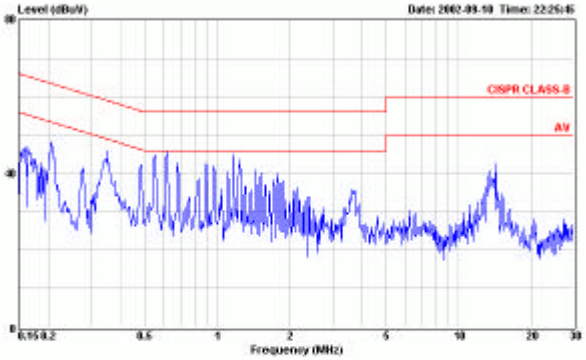

Site : No.3 Shielded room
Condition : CISPR CLASS-B RNW-407 LINE
EUT : LCD Projection Monitor M/N:MW-60SZ12
Power : 120Vac/60Hz
Memo : 1280*1024/60Hz 64KHz (RGB 3)

AUDIX
TAIWAN TOKIN EMC ENG. CORP.
台灣東金科技股份有限公司
No.53-11, Tin-tu Tsun, Lin-kou Hsiang,
Taipei Country, Taiwan, R.O.C.
Tel:02-26092133 Fax:02-26099303
Email:ttemc@ttemc.com.tw

Data#: 110 File#: D:\LG-G91807.EMI

Date: 2002-09-10 Time: 22:26:31

Site : No.3 Shielded room
Condition : CISPR CLASS-B RNW-407 LINE
EUT : LCD Projection Monitor M/N:MW-60SZ12
Power : 120Vac/60Hz
Memo : 1280*1024/60Hz 64KHz (RGB 3)

	Freq	Level	Over Limit	Limit Line	Read Level	Probe Factor	Cable Loss	Remark
	MHz	dBuV	dB	dBuV	dBuV	dB	dB	
1	0.209	44.83	-18.43	63.26	44.33	0.30	0.20	QP
2	0.348	38.94	-20.07	59.01	38.44	0.30	0.20	QP
3	0.622	44.15	-11.85	56.00	43.65	0.30	0.20	QP
4	1.175	43.67	-12.33	56.00	42.97	0.30	0.40	QP
5	3.698	30.86	-25.14	56.00	30.16	0.30	0.40	QP
6	14.445	39.92	-20.08	60.00	38.52	0.70	0.70	QP

Data#: 111 File#: D:\LG-G91807.EMI

	Freq	Level	Over Limit	Limit Line	Read Level	Probe Factor	Cable Loss	Remark
	MHz	dBuV	dB	dBuV	dBuV	dB	dB	
1 !	0.209	43.56	-9.70	53.26	43.06	0.30	0.20	Average
2	0.348	33.61	-15.40	49.01	33.11	0.30	0.20	Average
3 !	0.622	40.53	-5.47	46.00	40.03	0.30	0.20	Average
4	1.175	34.46	-11.54	46.00	33.76	0.30	0.40	Average
5	3.698	20.26	-25.74	46.00	19.56	0.30	0.40	Average
6	14.445	28.86	-21.14	50.00	27.46	0.70	0.70	Average

AUDIX
TAIWAN TOKIN EMC ENG. CORP.
台灣東金科技股份有限公司
No.53-11, Tin-tu Tsun, Lin-kou Hsiang,
Taipei Country, Taiwan, R.O.C.
Tel:02-26092133 Fax:02-26099303
Email:ttemc@ttemc.com.tw

Data#: 112 File#: D:\LG-G91807.EMI

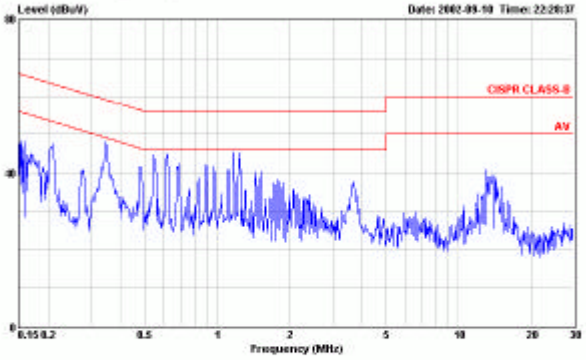

Site : No.3 Shielded room
Condition : CISPR CLASS-B RNW-407 NEUTRAL
EUT : LCD Projection Monitor M/N:MW-60SZ12
Power : 120Vac/60Hz
Memo : 1280*1024/60Hz 64KHz (RGB 3)

AUDIX
TAIWAN TOKIN EMC ENG. CORP.
台灣東金科技股份有限公司
No.53-11, Tin-tu Tsun, Lin-kou Hsiang,
Taipei Country, Taiwan, R.O.C.
Tel:02-26092133 Fax:02-26099303
Email:ttemc@ttemc.com.tw

Data#: 113 File#: D:\LG-G91807.EMI

Date: 2002-09-10 Time: 22:29:07

Site : No.3 Shielded room
Condition : CISPR CLASS-B RNW-407 NEUTRAL
EUT : LCD Projection Monitor M/N:MW-60SZ12
Power : 120Vac/60Hz
Memo : 1280*1024/60Hz 64KHz (RGB 3)

	Freq	Level	Over Limit	Limit Line	Read Level	Probe Factor	Cable Loss	Remark
	MHz	dBuV	dB	dBuV	dBuV	dB	dB	
1	0.206	45.97	-17.39	63.36	45.47	0.30	0.20	QP
2	0.345	40.43	-18.64	59.07	39.93	0.30	0.20	QP
3	0.619	44.33	-11.67	56.00	43.83	0.30	0.20	QP
4	1.176	44.07	-11.93	56.00	43.37	0.30	0.40	QP
5	3.704	30.94	-25.06	56.00	30.24	0.30	0.40	QP
6	13.106	37.79	-22.21	60.00	36.39	0.70	0.70	QP

Data#: 114 File#: D:\LG-G91807.EMI

	Freq	Level	Over Limit	Limit Line	Read Level	Probe Factor	Cable Loss	Remark
	MHz	dBuV	dB	dBuV	dBuV	dB	dB	
1 !	0.206	45.04	-8.32	53.36	44.54	0.30	0.20	Average
2	0.345	36.50	-12.57	49.07	36.00	0.30	0.20	Average
3 !	0.619	40.05	-5.95	46.00	39.55	0.30	0.20	Average
4 !	1.176	36.03	-9.97	46.00	35.33	0.30	0.40	Average
5	3.704	16.52	-29.48	46.00	15.82	0.30	0.40	Average
6	13.106	27.87	-22.13	50.00	26.47	0.70	0.70	Average

AUDIX
TAIWAN TOKIN EMC ENG. CORP.
台灣東金科技股份有限公司
No.53-11, Tin-tu Tsun, Lin-kou Hsiang,
Taipei Country, Taiwan, R.O.C.
Tel:02-26092133 Fax:02-26099303
Email:ttemc@ttemc.com.tw

Data#: 133 File#: D:\LG-G91807.EMI

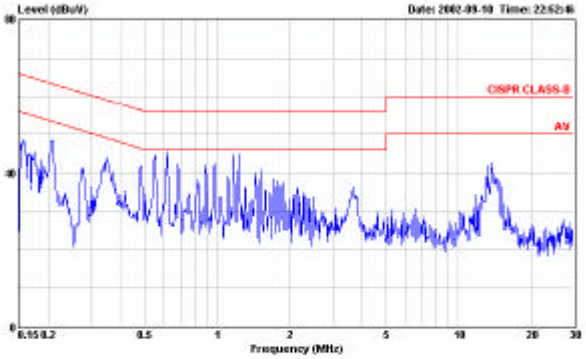

Site : No.3 Shielded room
Condition : CISPR CLASS-B RNW-407 LINE
EUT : LCD Projection Monitor M/N:MW-60SZ12
Power : 120Vac/60Hz
Memo : AV IN

AUDIX
TAIWAN TOKIN EMC ENG. CORP.
台灣東金科技股份有限公司
No.53-11, Tin-tu Tsun, Lin-kou Hsiang,
Taipei Country, Taiwan, R.O.C.
Tel:02-26092133 Fax:02-26099303
Email:ttemc@ttemc.com.tw

Data#: 134 File#: D:\LG-G91807.EMI
Date: 2002-09-10 Time: 22:53:14

Site : No.3 Shielded room
Condition : CISPR CLASS-B RNW-407 LINE
EUT : LCD Projection Monitor M/N:MW-60SZ12
Power : 120Vac/60Hz
Memo : AV IN

	Freq	Level	Over Limit	Limit Line	Read Level	Probe Factor	Cable Loss	Remark
	MHz	dBuV	dB	dBuV	dBuV	dB	dB	
1	0.206	46.19	-17.16	63.35	45.69	0.30	0.20	QP
2	0.344	40.57	-18.53	59.10	40.07	0.30	0.20	QP
3	0.619	44.13	-11.87	56.00	43.63	0.30	0.20	QP
4	1.169	43.51	-12.49	56.00	42.81	0.30	0.40	QP
5	3.690	31.04	-24.96	56.00	30.34	0.30	0.40	QP
6	13.911	42.00	-18.00	60.00	40.60	0.70	0.70	QP

Data#: 135 File#: D:\LG-G91807.EMI

	Freq	Level	Over Limit	Limit Line	Read Level	Probe Factor	Cable Loss	Remark
	MHz	dBuV	dB	dBuV	dBuV	dB	dB	
1 !	0.206	45.45	-7.90	53.35	44.95	0.30	0.20	Average
2	0.344	36.87	-12.23	49.10	36.37	0.30	0.20	Average
3 !	0.619	40.17	-5.83	46.00	39.67	0.30	0.20	Average
4 !	1.169	39.66	-6.34	46.00	38.96	0.30	0.40	Average
5	3.690	25.11	-20.89	46.00	24.41	0.30	0.40	Average
6	13.911	30.37	-19.63	50.00	28.97	0.70	0.70	Average

AUDIX
TAIWAN TOKIN EMC ENG. CORP.
台灣東金科技股份有限公司
No.53-11, Tin-tu Tsun, Lin-kou Hsiang,
Taipei Country, Taiwan, R.O.C.
Tel:02-26092133 Fax:02-26099303
Email:ttemc@ttemc.com.tw

Data#: 136 File#: D:\LG-G91807.EMI

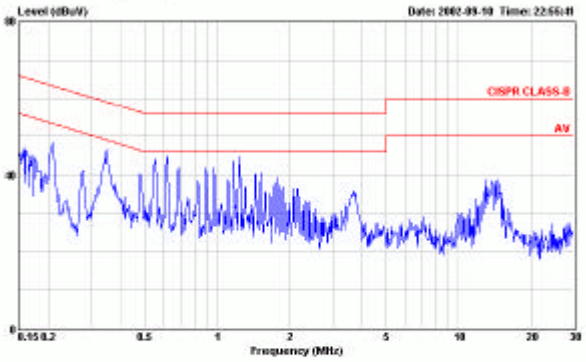

Site : No.3 Shielded room
Condition : CISPR CLASS-B RNW-407 NEUTRAL
EUT : LCD Projection Monitor M/N:MW-60SZ12
Power : 120Vac/60Hz
Memo : AV IN

AUDIX
TAIWAN TOKIN EMC ENG. CORP.
台灣東金科技股份有限公司
No.53-11, Tin-tu Tsun, Lin-kou Hsiang,
Taipei Country, Taiwan, R.O.C.
Tel:02-26092133 Fax:02-26099303
Email:ttemc@ttemc.com.tw

Data#: 137 File#: D:\LG-G91807.EMI
Date: 2002-09-10 Time: 22:56:10

Site : No.3 Shielded room
Condition : CISPR CLASS-B RNW-407 NEUTRAL
EUT : LCD Projection Monitor M/N:MW-60SZ12
Power : 120Vac/60Hz
Memo : AV IN

	Freq	Level	Over Limit	Limit Line	Read Level	Probe Factor	Cable Loss	Remark
	MHz	dBuV	dB	dBuV	dBuV	dB	dB	
1	0.207	46.31	-17.03	63.34	45.81	0.30	0.20	QP
2	0.344	40.77	-18.33	59.10	40.27	0.30	0.20	QP
3	0.621	44.39	-11.61	56.00	43.89	0.30	0.20	QP
4	1.247	41.93	-14.07	56.00	41.23	0.30	0.40	QP
5	3.698	31.06	-24.94	56.00	30.36	0.30	0.40	QP
6	13.911	42.24	-17.76	60.00	40.84	0.70	0.70	QP

Data#: 138 File#: D:\LG-G91807.EMI

	Freq	Level	Over Limit	Limit Line	Read Level	Probe Factor	Cable Loss	Remark
	MHz	dBuV	dB	dBuV	dBuV	dB	dB	
1 !	0.207	45.34	-8.00	53.34	44.84	0.30	0.20	Average
2	0.344	36.88	-12.22	49.10	36.38	0.30	0.20	Average
3 !	0.621	40.61	-5.39	46.00	40.11	0.30	0.20	Average
4	1.247	35.64	-10.36	46.00	34.94	0.30	0.40	Average
5	3.698	24.32	-21.68	46.00	23.62	0.30	0.40	Average
6	13.911	27.58	-22.42	50.00	26.18	0.70	0.70	Average

AUDIX
TAIWAN TOKIN EMC ENG. CORP.
台灣東金科技股份有限公司
No.53-11, Tin-tu Tsun, Lin-kou Hsiang,
Taipei Country, Taiwan, R.O.C.
Tel:02-26092133 Fax:02-26099303
Email:ttemc@ttemc.com.tw

Data#: 130 File#: D:\LG-G91807.EMI

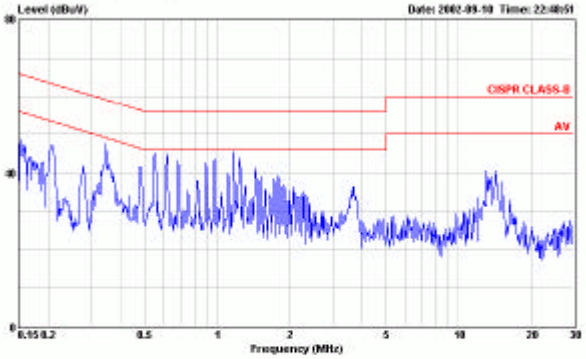

Site : No.3 Shielded room
Condition : CISPR CLASS-B RNW-407 LINE
EUT : LCD Projection Monitor M/N:MW-60SZ12
Power : 120Vac/60Hz
Memo : S IN

AUDIX
TAIWAN TOKIN EMC ENG. CORP.
台灣東金科技股份有限公司
No.53-11, Tin-tu Tsun, Lin-kou Hsiang,
Taipei Country, Taiwan, R.O.C.
Tel:02-26092133 Fax:02-26099303
Email:ttemc@ttemc.com.tw

Data#: 131 File#: D:\LG-G91807.EMI
Date: 2002-09-10 Time: 22:49:20

Site : No.3 Shielded room
Condition : CISPR CLASS-B RNW-407 LINE
EUT : LCD Projection Monitor M/N:MW-60SZ12
Power : 120Vac/60Hz
Memo : S IN

	Freq	Level	Over Limit	Limit Line	Read Level	Probe Factor	Cable Loss	Remark
	MHz	dBuV	dB	dBuV	dBuV	dB	dB	
1	0.206	46.07	-17.30	63.37	45.57	0.30	0.20	QP
2	0.343	40.69	-18.44	59.13	40.19	0.30	0.20	QP
3	0.622	44.31	-11.69	56.00	43.81	0.30	0.20	QP
4	1.179	43.43	-12.57	56.00	42.73	0.30	0.40	QP
5	3.691	30.96	-25.04	56.00	30.26	0.30	0.40	QP
6	13.981	40.63	-19.37	60.00	39.23	0.70	0.70	QP

Data#: 132 File#: D:\LG-G91807.EMI

	Freq	Level	Over Limit	Limit Line	Read Level	Probe Factor	Cable Loss	Remark
	MHz	dBuV	dB	dBuV	dBuV	dB	dB	
1 !	0.206	45.35	-8.02	53.37	44.85	0.30	0.20	Average
2	0.343	37.08	-12.05	49.13	36.58	0.30	0.20	Average
3 !	0.622	40.54	-5.46	46.00	40.04	0.30	0.20	Average
4	1.179	33.60	-12.40	46.00	32.90	0.30	0.40	Average
5	3.691	20.89	-25.11	46.00	20.19	0.30	0.40	Average
6	13.981	28.82	-21.18	50.00	27.42	0.70	0.70	Average

AUDIX
TAIWAN TOKIN EMC ENG. CORP.
台灣東金科技股份有限公司
No.53-11, Tin-tu Tsun, Lin-kou Hsiang,
Taipei Country, Taiwan, R.O.C.
Tel:02-26092133 Fax:02-26099303
Email:ttemc@ttemc.com.tw

Data#: 127 File#: D:\LG-G91807.EMI

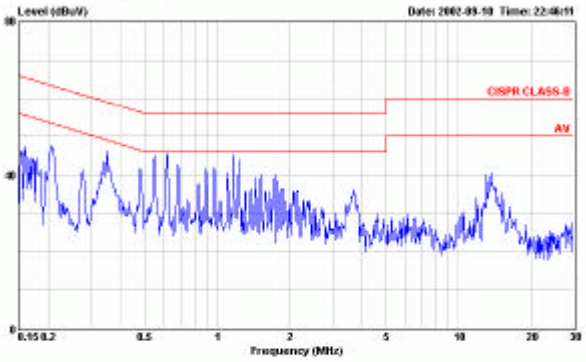

Site : No.3 Shielded room
Condition : CISPR CLASS-B RNW-407 NEUTRAL
EUT : LCD Projection Monitor M/N:MW-60SZ12
Power : 120Vac/60Hz
Memo : S IN

AUDIX
TAIWAN TOKIN EMC ENG. CORP.
台灣東金科技股份有限公司
No.53-11, Tin-tu Tsun, Lin-kou Hsiang,
Taipei Country, Taiwan, R.O.C.
Tel:02-26092133 Fax:02-26099303
Email:ttemc@ttemc.com.tw

Data#: 128 File#: D:\LG-G91807.EMI
Date: 2002-09-10 Time: 22:46:41

Site : No.3 Shielded room
Condition : CISPR CLASS-B RNW-407 NEUTRAL
EUT : LCD Projection Monitor M/N:MW-60SZ12
Power : 120Vac/60Hz
Memo : S IN

	Freq	Level	Over Limit	Limit Line	Read Level	Probe Factor	Cable Loss	Remark
	MHz	dBuV	dB	dBuV	dBuV	dB	dB	
1	0.208	45.77	-17.51	63.28	45.27	0.30	0.20	QP
2	0.343	40.02	-19.10	59.12	39.52	0.30	0.20	QP
3	0.619	44.43	-11.57	56.00	43.93	0.30	0.20	QP
4	1.172	43.79	-12.21	56.00	43.09	0.30	0.40	QP
5	3.686	30.82	-25.18	56.00	30.12	0.30	0.40	QP
6	13.904	41.64	-18.36	60.00	40.24	0.70	0.70	QP

Data#: 129 File#: D:\LG-G91807.EMI

	Freq	Level	Over Limit	Limit Line	Read Level	Probe Factor	Cable Loss	Remark
	MHz	dBuV	dB	dBuV	dBuV	dB	dB	
1 !	0.208	44.43	-8.85	53.28	43.93	0.30	0.20	Average
2	0.343	36.11	-13.01	49.12	35.61	0.30	0.20	Average
3 !	0.619	39.85	-6.15	46.00	39.35	0.30	0.20	Average
4 !	1.172	37.88	-8.12	46.00	37.18	0.30	0.40	Average
5	3.686	21.68	-24.32	46.00	20.98	0.30	0.40	Average
6	13.904	29.41	-20.59	50.00	28.01	0.70	0.70	Average

AUDIX
TAIWAN TOKIN EMC ENG. CORP.
台灣東金科技股份有限公司
No.53-11, Tin-tu Tsun, Lin-kou Hsiang,
Taipei Country, Taiwan, R.O.C.
Tel:02-26092133 Fax:02-26099303
Email:ttemc@ttemc.com.tw

Data#: 142 File#: D:\LG-G91807.EMI

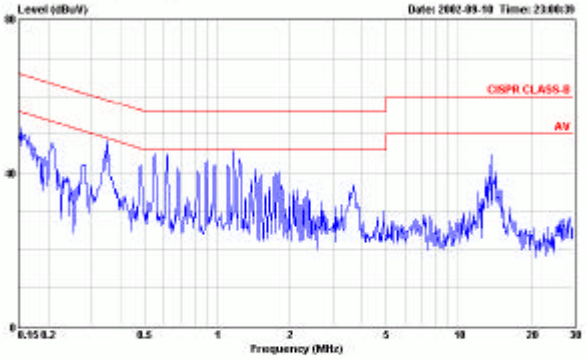

Site : No.3 Shielded room
Condition : CISPR CLASS-B RNW-407 LINE
EUT : LCD Projection Monitor M/N:MW-60SZ12
Power : 120Vac/60Hz
Memo : DVD PLAY

AUDIX
TAIWAN TOKIN EMC ENG. CORP.
台灣東金科技股份有限公司
No.53-11, Tin-tu Tsun, Lin-kou Hsiang,
Taipei Country, Taiwan, R.O.C.
Tel:02-26092133 Fax:02-26099303
Email:ttemc@ttemc.com.tw

Data#: 143 File#: D:\LG-G91807.EMI
Date: 2002-09-10 Time: 23:01:12

Site : No.3 Shielded room
Condition : CISPR CLASS-B RNW-407 LINE
EUT : LCD Projection Monitor M/N:MW-60SZ12
Power : 120Vac/60Hz
Memo : DVD PLAY

	Freq	Level	Over Limit	Limit Line	Read Level	Probe Factor	Cable Loss	Remark
	MHz	dBuV	dB	dBuV	dBuV	dB	dB	
1	0.205	45.95	-17.46	63.41	45.45	0.30	0.20	QP
2	0.347	39.58	-19.45	59.03	39.08	0.30	0.20	QP
3	0.619	43.49	-12.51	56.00	42.99	0.30	0.20	QP
4	1.170	44.47	-11.53	56.00	43.77	0.30	0.40	QP
5	3.686	30.60	-25.40	56.00	29.90	0.30	0.40	QP
6	13.774	40.66	-19.34	60.00	39.26	0.70	0.70	QP

Data#: 144 File#: D:\LG-G91807.EMI

	Freq	Level	Over Limit	Limit Line	Read Level	Probe Factor	Cable Loss	Remark
	MHz	dBuV	dB	dBuV	dBuV	dB	dB	
1 !	0.205	44.62	-8.79	53.41	44.12	0.30	0.20	Average
2	0.347	34.90	-14.13	49.03	34.40	0.30	0.20	Average
3 !	0.619	40.91	-5.09	46.00	40.41	0.30	0.20	Average
4 !	1.170	39.68	-6.32	46.00	38.98	0.30	0.40	Average
5	3.686	21.84	-24.16	46.00	21.14	0.30	0.40	Average
6	13.774	30.23	-19.77	50.00	28.83	0.70	0.70	Average

AUDIX
TAIWAN TOKIN EMC ENG. CORP.
台灣東金科技股份有限公司
No.53-11, Tin-tu Tsun, Lin-kou Hsiang,
Taipei Country, Taiwan, R.O.C.
Tel:02-26092133 Fax:02-26099303
Email:ttemc@ttemc.com.tw

Data#: 139 File#: D:\LG-G91807.EMI

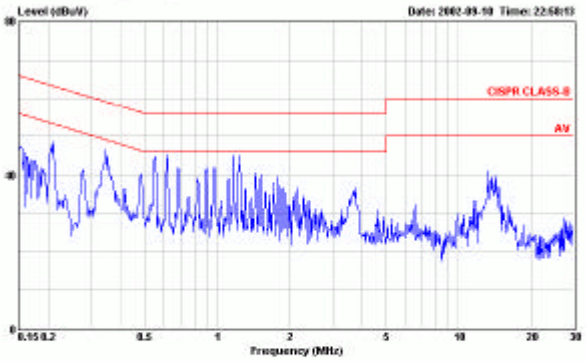

Site : No.3 Shielded room
Condition : CISPR CLASS-B RNW-407 NEUTRAL
EUT : LCD Projection Monitor M/N:MW-60SZ12
Power : 120Vac/60Hz
Memo : DVD PLAY

AUDIX
TAIWAN TOKIN EMC ENG. CORP.
台灣東金科技股份有限公司
No.53-11, Tin-tu Tsun, Lin-kou Hsiang,
Taipei Country, Taiwan, R.O.C.
Tel:02-26092133 Fax:02-26099303
Email:ttemc@ttemc.com.tw

Data#: 140 File#: D:\LG-G91807.EMI
Date: 2002-09-10 Time: 22:58:42

Site : No.3 Shielded room
Condition : CISPR CLASS-B RNW-407 NEUTRAL
EUT : LCD Projection Monitor M/N:MW-60SZ12
Power : 120Vac/60Hz
Memo : DVD PLAY

	Freq	Level	Over Limit	Limit Line	Read Level	Probe Factor	Cable Loss	Remark
	MHz	dBuV	dB	dBuV	dBuV	dB	dB	
1	0.205	46.05	-17.34	63.39	45.55	0.30	0.20	QP
2	0.343	40.73	-18.39	59.12	40.23	0.30	0.20	QP
3	0.619	44.03	-11.97	56.00	43.53	0.30	0.20	QP
4	1.227	38.95	-17.05	56.00	38.25	0.30	0.40	QP
5	3.703	31.14	-24.86	56.00	30.44	0.30	0.40	QP
6	13.374	38.97	-21.03	60.00	37.57	0.70	0.70	QP

Data#: 141 File#: D:\LG-G91807.EMI

	Freq	Level	Over Limit	Limit Line	Read Level	Probe Factor	Cable Loss	Remark
	MHz	dBuV	dB	dBuV	dBuV	dB	dB	
1 !	0.205	45.29	-8.10	53.39	44.79	0.30	0.20	Average
2	0.343	37.04	-12.08	49.12	36.54	0.30	0.20	Average
3 !	0.619	40.55	-5.45	46.00	40.05	0.30	0.20	Average
4	1.227	30.84	-15.16	46.00	30.14	0.30	0.40	Average
5	3.703	22.32	-23.68	46.00	21.62	0.30	0.40	Average
6	13.374	28.44	-21.56	50.00	27.04	0.70	0.70	Average

3. RADIATED EMISSION TEST

3.1. Test Equipment

The following test equipment are used during the radiated emission tests：

3.1.1. For Semi-Anechoic Chamber

Item	Type	Manufacturer	Model No.	Serial No.	Last Cal.	Cal. Interval
1.	Spectrum Analyzer	HP	8593EM	3826A00248	Sep. 04, 01’	1 Year
2.	Pre-Amplifier	HP	8447D	2944A06305	Mar.05, 02’	1 Year
3.	Broadband Antenna	Schwarzbeck	BBA 9106	A3L	Feb. 24, 02‘	1 Year
4.	Broadband Antenna	Schwarzbeck	UHALP9108-A	0138	Feb. 24, 02‘	1 Year

3.1.2. For No. 6 Open Test Site

Item	Type	Manufacturer	Model No.	Serial No.	Last Cal.	Cal. Interval
1.	Spectrum Analyzer	Anritsu	MS2601B	MT73069	Aug.16, 02’	1 Year
2.	Test Receiver	R&S	ESVP	879691/036	Jul. 09, 02’	1 Year
3.	Biconical Antenna	Chase	VBA6106A	1262	Nov.21, 01’	1 Year
4.	Log Periodic Antenna	Chase	UPA6109	1063	Nov.21, 01’	1 Year

3.2. Block Diagram of Test Setup

3.2.1. Block Diagram of connection between EUT and simulators

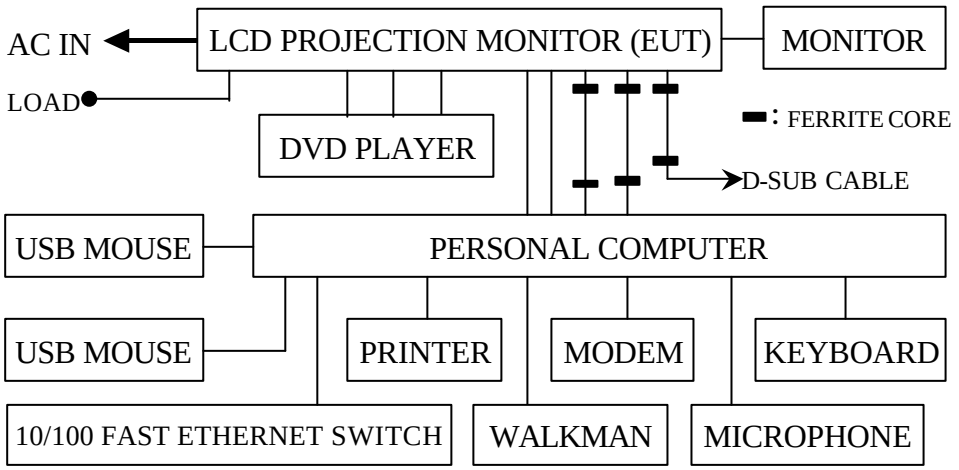

3.2.2. Semi-Anechoic Chamber (3m) & Open Field Test Site (10m) Setup Diagram

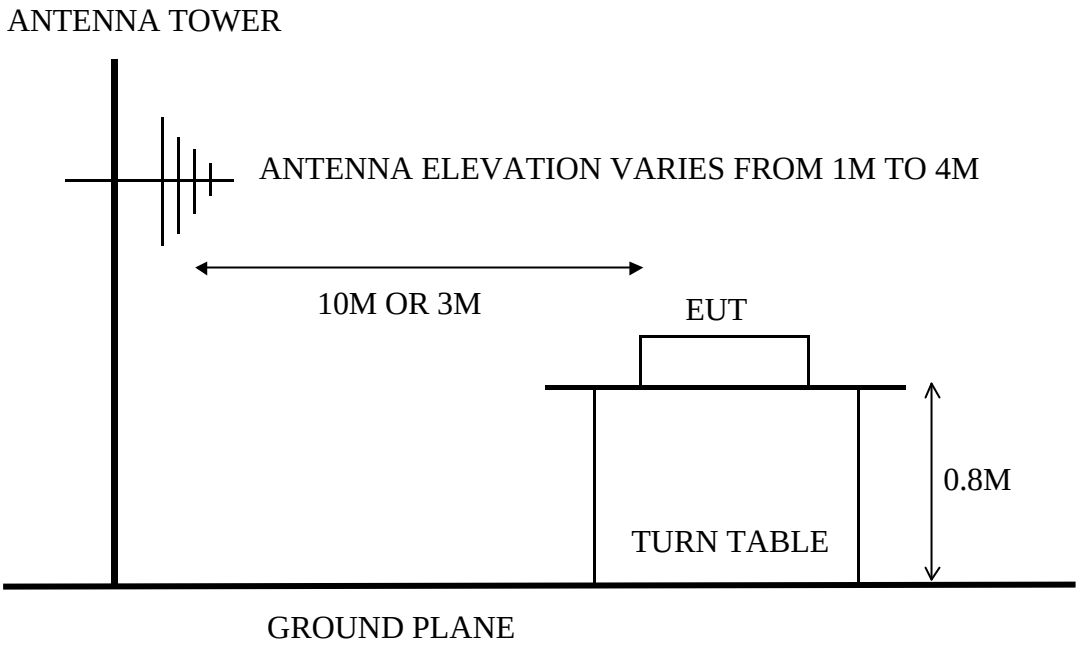

3.3. Radiated Emission Limit (CISPR 22, Class B)

All emanations from a class B computing devices or system, including any network of conductors and apparatus connected thereto, shall not exceed the level of field strengths specified below:

FREQUENCY (MHz)	DISTANCE (Meters)	FIELD STRENGTHS LIMITS (dBμV/m)
30 ~ 230	10 (3)	30 (40)
230 ~ 1000	10 (3)	37 (47)

Note： (1) The tighter limit shall apply at the edge between two frequency bands.
(2) Distance refers to the distance in meters between the measuring instrument antenna and the closed point of any part of the E.U.T.
(3) ( ) is 3 meters limit. The 3M limit apply relation: L2 = L1(d1/d2)

3.4. EUT' s Configuration during Compliance Measurement

The configuration of EUT and its simulators were the same as those used in conducted measurement. Please refer to 2.4.

3.5. Operating Condition of EUT

Same as conducted measurement which was listed in 2.5. except the test set up replaced by section 3.2.

3.6. Test Procedure

The EUT was placed on a turn table which was 0.8 meter above ground. The turn table can rotate 360 degrees to determine the position of the maximum emission level. EUT was set 10 meters (or 3 meters at semi-Anechoic Chamber) away from the receiving antenna which was mounted on a antenna tower. The antenna can move up and down between 1 to 4 meters to find out the maximum emission level. Broadband antenna (calibrated biconical and log periodical antenna) were used as a receiving antenna. Both horizontal and vertical polarization of the antenna were set on measurement. In order to find the maximum emission, all of the interface cables were manipulated according to ANSI C63.4-1992 regulation.

The bandwidth of the R&S Test Receiver ESVP was set at 120KHz.
The bandwidth of the HP Spectrum Analyzer 8593EM was set at 1MHz.
The frequency range from 30MHz to 1000MHz was checked.

EUT with the following test modes were measured within Semi-Anechoic Chamber and all the scanning waveform were attached within APPENDIX I, which include:

Mode	Input Port	Display of EUT	
1.	RGB IN1 (D-Sub)	Character “H”, 640*480/60Hz, 31kHz	
2.	RGB IN1 (D-Sub)	Character “H”, 1024*768/85Hz, 69kHz	
3.	**RGB IN1 (D-Sub)**	**Character “H”, 1280*1024/60Hz, 64kHz**	※
4.	RGB IN2 (D-Sub)	Character “H”, 640*480/60Hz, 31kHz	
5.	RGB IN2 (D-Sub)	Character “H”, 1024*768/85Hz, 69kHz	
6.	RGB IN2 (D-Sub)	Character “H”, 1280*1024/60Hz, 64kHz	
7.	RGB IN3 (DVI-I)	Character “H”, 640*480/60Hz, 31kHz	
8.	RGB IN3 (DVI-I)	Character “H”, 1024*768/85Hz, 69kHz	
9.	RGB IN3 (DVI-I)	Character “H”, 1280*1024/60Hz, 64kHz	
10.	A/V Input	Image “DVD Movie”	
11.	S-Video Input	Image “DVD Movie”	
12.	**Component Input**	**Image “DVD Movie”**	※

Finally, re-measured two worst test modes [Mode 3、Mode 12] at No. 6 Open Field Test Site and all the test results are listed in section 3.7.

3.7. Radiated Emission Measurement Results

PASSED.

All emissions not reported below are too low against the prescribed limits.

Date of Test：	Aug. 28, 2002	Temperature：	22℃
EUT：	LCD Projection Monitor	Humidity：	50%
Test Mode：	RGB IN1 (D-Sub), 1280*1024/60Hz, 64kHz (Character “H”)		

	Frequency MHz	Antenna Factor dB/m	Cable Loss dB	Meter Reading Horizontal dBμV	Emission Level Horizontal dBμV/m	Limits dBμV/m	Margin dB
	49.147	16.31	0.91	2.20	19.42	30.00	10.58
	61.437	12.42	1.05	7.19	20.66	30.00	9.34
	73.730	13.49	1.22	10.32	25.03	30.00	4.97
	85.992	15.50	1.11	3.60	20.21	30.00	9.79
	149.938	20.84	1.55	-1.20	21.19	30.00	8.81
*	**221.196**	**21.75**	**1.90**	**1.70**	**25.35**	**30.00**	**4.65**
	258.069	23.12	2.03	1.21	26.36	37.00	10.64
	330.723	13.90	2.43	1.00	17.33	37.00	19.67
	377.934	14.74	2.54	4.50	21.78	37.00	15.22
	412.916	15.07	2.62	3.30	20.99	37.00	16.01
	491.670	16.96	2.88	3.50	23.34	37.00	13.66
	540.842	17.89	3.03	2.57	23.49	37.00	13.51
	602.307	19.67	3.18	2.47	25.32	37.00	11.68
	663.777	20.44	3.51	0.81	24.76	37.00	12.24

Remark：
1. All reading are Quasi-Peak values.
2. ‘*’ The worst emission was detected at 221.196MHz with corrected signal level of 25.35dBμV/m (limit was 30dBμV/m) when the antenna was at horizontal polarization and was at 4m high and the turn table was at 135 ° .
3. 0 ° is the table front facing the antenna. Degree is calculated from 0 ° clockwise facing the antenna.

Date of Test： Aug. 28, 2002 Temperature： 22℃

EUT： LCD Projection Monitor Humidity： 50%

Test Mode： RGB IN1 (D-Sub), 1280*1024/60Hz, 64kHz (Character "H")

	Frequency MHz	Antenna Factor dB/m	Cable Loss dB	Meter Reading Vertical dBμV	Emission Level Vertical dBμV/m	Limits dBμV/m	Margin dB
*	**36.861**	**20.31**	**0.68**	**6.46**	**27.45**	**30.00**	**2.55**
	42.369	18.47	0.74	5.37	24.58	30.00	5.42
	61.438	13.61	1.05	9.20	23.86	30.00	6.14
	73.750	13.19	1.22	12.79	27.20	30.00	2.80
	86.015	14.28	1.11	7.82	23.21	30.00	6.79
	147.468	19.56	1.52	4.93	26.01	30.00	3.99
	184.301	22.44	1.78	0.91	25.13	30.00	4.87
	221.201	21.16	1.90	2.59	25.65	30.00	4.35
	258.063	22.77	203	3.36	28.16	37.00	8.84
	344.465	14.89	2.52	3.30	20.71	37.00	16.29
	385.812	15.87	2.56	6.40	24.83	37.00	12.17
	425.664	16.57	2.66	6.40	25.63	37.00	11.37
	440.888	16.70	2.72	7.00	26.42	37.00	10.58
	466.598	17.01	2.81	6.40	26.22	37.00	10.78
	570.300	18.88	3.11	3.34	25.33	37.00	11.67
	638.700	19.77	3.36	4.30	27.43	37.00	9.57

Remark：
1. All reading are Quasi-Peak values.
2. '*' The worst emission was detected at 36.861MHz with corrected signal level of 27.45dBμV/m (limit was 30dBμV/m) when the antenna was at vertical polarization and was at 1m high and the turn table was at 225°.
3. 0° is the table front facing the antenna. Degree is calculated from 0° clockwise facing the antenna.

Date of Test： Aug. 28, 2002 Temperature： 22℃

EUT： LCD Projection Monitor Humidity： 50%

Test Mode： Component Input (Image "DVD Movie")

	Frequency MHz	Antenna Factor dB/m	Cable Loss dB	Meter Reading Horizontal dBμV	Emission Level Horizontal dBμV/m	Limits dBμV/m	Margin dB
	61.427	12.42	1.05	3.69	17.16	30.00	12.84
	67.607	12.33	1.17	5.59	19.09	30.00	10.91
	73.730	13.49	1.22	11.49	26.20	30.00	3.80
	79.881	14.42	1.17	5.60	21.19	30.00	8.81
	86.034	15.50	1.11	5.78	22.39	30.00	7.61
	115.194	19.68	1.36	1.60	22.64	30.00	7.36
	190.330	21.13	1.81	0.58	23.52	30.00	6.48
	350.993	14.24	2.53	10.79	27.56	37.00	9.44
	377.977	14.74	2.54	13.10	30.38	37.00	6.62
	404.994	15.07	2.60	9.11	26.78	37.00	10.22
	418.482	15.17	2.64	10.59	28.40	37.00	8.60
*	**432.017**	**15.59**	**2.69**	**16.10**	**34.38**	**37.00**	**2.62**
	485.967	17.03	2.86	9.30	29.19	37.00	7.81
	643.514	20.44	3.38	5.02	28.84	37.00	8.16

Remark：
1. All reading are Quasi-Peak values.
2. '*' The worst emission was detected at 432.017MHz with corrected signal level of 34.38dBμV/m (limit was 37dBμV/m) when the antenna was at horizontal polarization and was at 3m high and the turn table was at 200°.
3. 0° is the table front facing the antenna. Degree is calculated from 0° clockwise facing the antenna.

Date of Test： Aug. 28, 2002 Temperature： 22℃

EUT： LCD Projection Monitor Humidity： 50%

Test Mode： Component Input (Image "DVD Movie")

	Frequency MHz	Antenna Factor dB/m	Cable Loss dB	Meter Reading Vertical dBμV	Emission Level Vertical dBμV/m	Limits dBμV/m	Margin dB
	61.476	13.61	1.05	7.30	21.96	30.00	8.04
*	**73.726**	**13.18**	**1.22**	**12.82**	**27.22**	**30.00**	**2.78**
	79.851	13.81	1.17	7.20	22.18	30.00	7.82
	86.001	14.28	1.11	7.00	22.39	30.00	7.61
	115.193	18.61	1.36	2.10	22.07	30.00	7.93
	159.846	19.69	1.65	2.30	23.64	30.00	6.36
	171.645	22.23	1.70	0.40	24.33	30.00	5.67
	190.701	21.59	1.81	0.20	23.60	30.00	6.40
	312.500	13.67	2.29	7.50	23.46	37.00	13.54
	364.517	15.16	2.53	11.11	28.80	37.00	8.20
	415.230	16.39	2.63	6.58	25.60	37.00	11.40
	435.147	16.59	2.70	5.56	24.85	37.00	12.15
	485.912	17.22	2.86	7.30	27.38	37.00	9.62
	543.254	18.54	3.03	4.50	26.07	37.00	10.93
	665.258	20.00	3.52	2.87	26.39	37.00	10.61

Remark：
1. All reading are Quasi-Peak values.
2. '*' The worst emission was detected at 73.726MHz with corrected signal level of 27.22dBμV/m (limit was 30dBμV/m) when the antenna was at vertical polarization and was at 1m high and the turn table was at 270 °.
3. 0 ° is the table front facing the antenna. Degree is calculated from 0 ° clockwise facing the antenna.

4. MODIFICATIONS TO EUT

1. Added a ferrite core on the power cord with 3 turns.
2. Added a ferrite core on the thermo sensor connect wire with 2 turns.
3. Added a ferrite core on the fan connect wire with 2 turns.
4. Added a ferrite core on the DC-PWR connect wire (form power board to main board) with 2 turns.
5. Added ferrite cores on the L/R wires of speaker with 2 turns separately.
6. Added a ferrite core on the connect wire of IR board with 2 turns.
7. Added a ferrite core on the connect wire of control board with 2 turns.
8. Added a ferrite core on the connect wire of ballast power with 2 turns.
9. Added conductive gaskets on the top-case of main board.
10. Added conductive gaskets on the pack holder of RGB/DVI-I interface board.
11. Bonded two ferrite cores on the Analog D-Sub cable.
12. Bonded two ferrite cores on the DVI-I cable.

5. DEVIATION TO TEST SPECIFICATIONS

【NONE】