Audix Technology Corp.
No. 53-11, Dingfu, Linkou, Dist.,
New Taipei City244,Taiwan
Tel: +886 2 26099301
Fax: +886 2 26099303

Test SKU: SKU #1 with AWAN Antenna

Page 1 of 1

Date: 9/25/2020

Test Laboratory: Audix_SAR Lab

P13 802.11b CH7 2442MHz ant2

DUT: 13U70P(AWAN)

Communication System: UID 0, WIFI 2.4G 802.11B (0); Frequency: 2442 MHz;Duty Cycle:1:1
Medium parameters used: f = 2442 MHz; σ = 1.873 S/m; ε_r = 38.749; ρ = 1000 kg/m^3
Phantom section: Flat Section

DASY Configuration:

- Probe: EX3DV4 - SN7375; ConvF(7.69, 7.69, 7.69) @ 2442 MHz; Calibrated: 12/18/2019
- Sensor-Surface: 2mm (Mechanical Surface Detection), z = 1.0, 31.0
- Electronics: DAE4 Sn679; Calibrated: 5/6/2020
- Phantom: ELI V5.0 (20deg probe tilt); Type: QD OVA 002 AA; Serial: 1170
- DASY52 52.10.4(1527); SEMCAD X 14.6.14(7483)

Area Scan (4x10x1): Measurement grid: dx=20mm, dy=20mm
Maximum value of SAR (measured) = 0.164 W/kg

Zoom Scan (5x5x7)/Cube 0: Measurement grid: dx=8mm, dy=8mm, dz=5mm
Reference Value = 0.778 V/m; Power Drift = 0.21 dB
Peak SAR (extrapolated) = 0.327 W/kg
SAR(1 g) = 0.140 W/kg; SAR(10 g) = 0.071 W/kg
Smallest distance from peaks to all points 3 dB below = 6.4 mm
Ratio of SAR at M2 to SAR at M1 = 43.7%
Maximum value of SAR (measured) = 0.213 W/kg

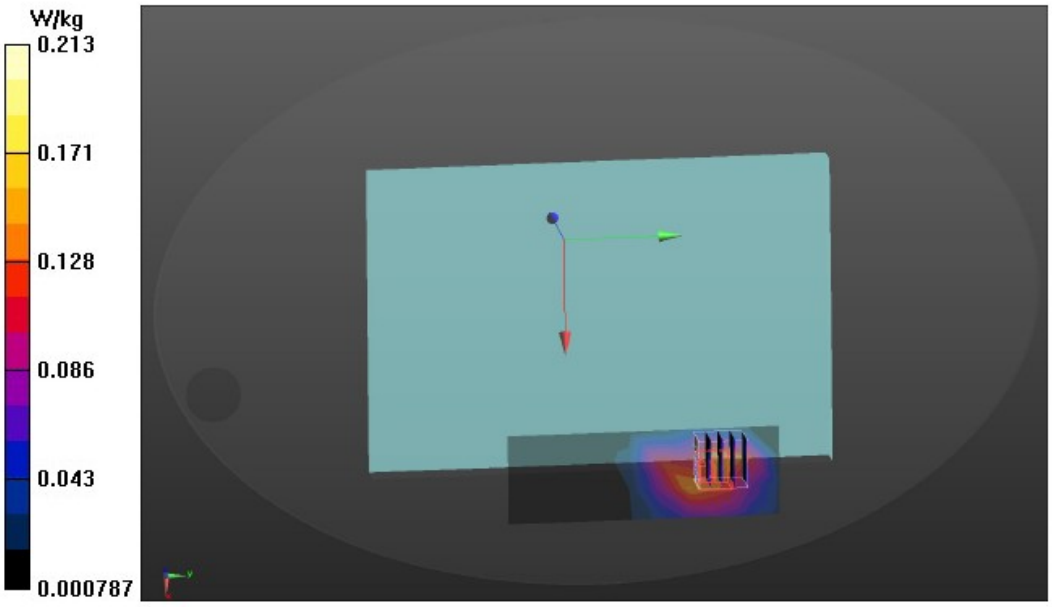

This test report may be reproduced in full only. The document may only be updated by Audix Technology Corp. personnel. Any changes will be noted in the Document History section of the report.

Audix Technology Corp.
No. 53-11, Dingfu, Linkou, Dist.,
New Taipei City244,Taiwan
Tel: +886 2 26099301
Fax: +886 2 26099303

Date: 9/25/2020

Test Laboratory: Audix_SAR Lab

P12 802.11b CH7 2442MHz ant1

DUT: 13U70P(AWAN)

Communication System: UID 0, WIFI 2.4G 802.11B (0); Frequency: 2437 MHz;Duty Cycle:1:1
Medium parameters used: f = 2437 MHz; σ = 1.864 S/m; ε_r = 38.724; ρ = 1000 kg/m^3
Phantom section: Flat Section

DASY Configuration:

- Probe: EX3DV4 - SN7375; ConvF(7.69, 7.69, 7.69) @ 2437 MHz; Calibrated: 12/18/2019
- Sensor-Surface: 2mm (Mechanical Surface Detection), z = 1.0, 31.0
- Electronics: DAE4 Sn679; Calibrated: 5/6/2020
- Phantom: ELI V5.0 (20deg probe tilt); Type: QD OVA 002 AA; Serial: 1170
- DASY52 52.10.4(1527); SEMCAD X 14.6.14(7483)

Area Scan (4x10x1): Measurement grid: dx=20mm, dy=20mm
Maximum value of SAR (measured) = 0.261 W/kg

Zoom Scan (5x5x7)/Cube 0: Measurement grid: dx=8mm, dy=8mm, dz=5mm
Reference Value = 0.889 V/m; Power Drift = 0.29 dB
Peak SAR (extrapolated) = 0.492 W/kg
SAR(1 g) = 0.200 W/kg; SAR(10 g) = 0.101 W/kg
Smallest distance from peaks to all points 3 dB below = 6.4 mm
Ratio of SAR at M2 to SAR at M1 = 43.9%
Maximum value of SAR (measured) = 0.347 W/kg

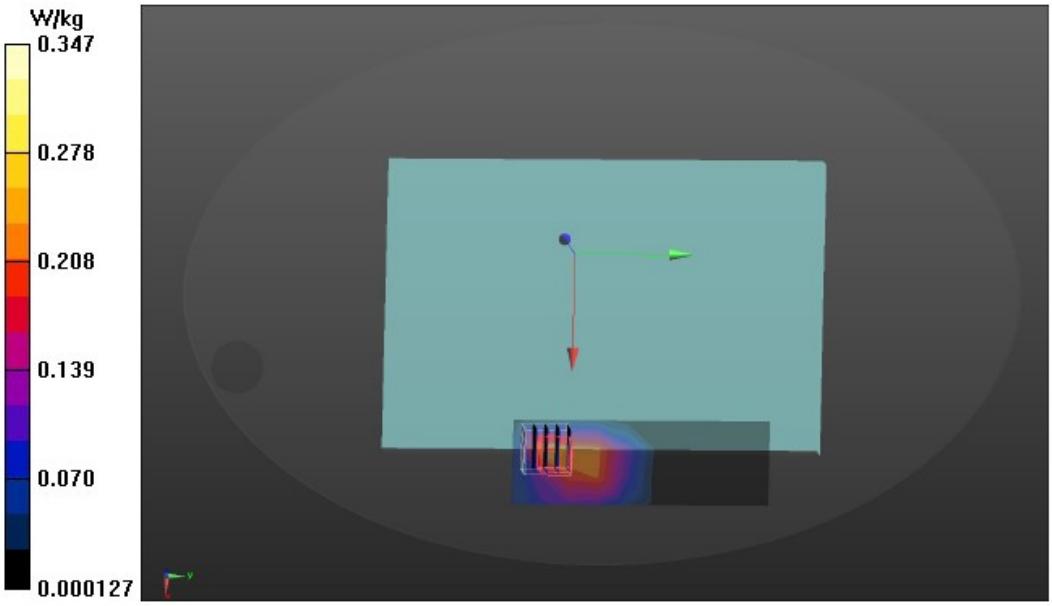

This test report may be reproduced in full only. The document may only be updated by Audix Technology Corp. personnel. Any changes will be noted in the Document History section of the report.

Audix Technology Corp.
No. 53-11, Dingfu, Linkou, Dist.,
New Taipei City244,Taiwan
Tel: +886 2 26099301
Fax: +886 2 26099303

Date: 9/25/2020

Test Laboratory: Audix_SAR Lab

P14 GFSK CH39 2441MHz

DUT: 13U70P(AWAN)

Communication System: UID 0, BT (0); Frequency: 2441 MHz;Duty Cycle:1:1
Medium parameters used: f = 2441 MHz; σ = 1.872 S/m; ε_r = 38.743; ρ = 1000 kg/m^3
Phantom section: Flat Section

DASY Configuration:

- Probe: EX3DV4 - SN7375; ConvF(7.69, 7.69, 7.69) @ 2441 MHz; Calibrated: 12/18/2019
- Sensor-Surface: 2mm (Mechanical Surface Detection), z = 1.0, 31.0
- Electronics: DAE4 Sn679; Calibrated: 5/6/2020
- Phantom: ELI V5.0 (20deg probe tilt); Type: QD OVA 002 AA; Serial: 1170
- DASY52 52.10.4(1527); SEMCAD X 14.6.14(7483)

Area Scan (4x10x1): Measurement grid: dx=20mm, dy=20mm
Maximum value of SAR (measured) = 0.0201 W/kg

Zoom Scan (5x5x7)/Cube 0: Measurement grid: dx=8mm, dy=8mm, dz=5mm
Reference Value = 0.338 V/m; Power Drift = 0.42 dB
Peak SAR (extrapolated) = 0.0360 W/kg
SAR(1 g) = 0.015 W/kg; SAR(10 g) = 0.00784 W/kg
Smallest distance from peaks to all points 3 dB below: Larger than measurement grid
Ratio of SAR at M2 to SAR at M1 = 50.9%
Maximum value of SAR (measured) = 0.0233 W/kg

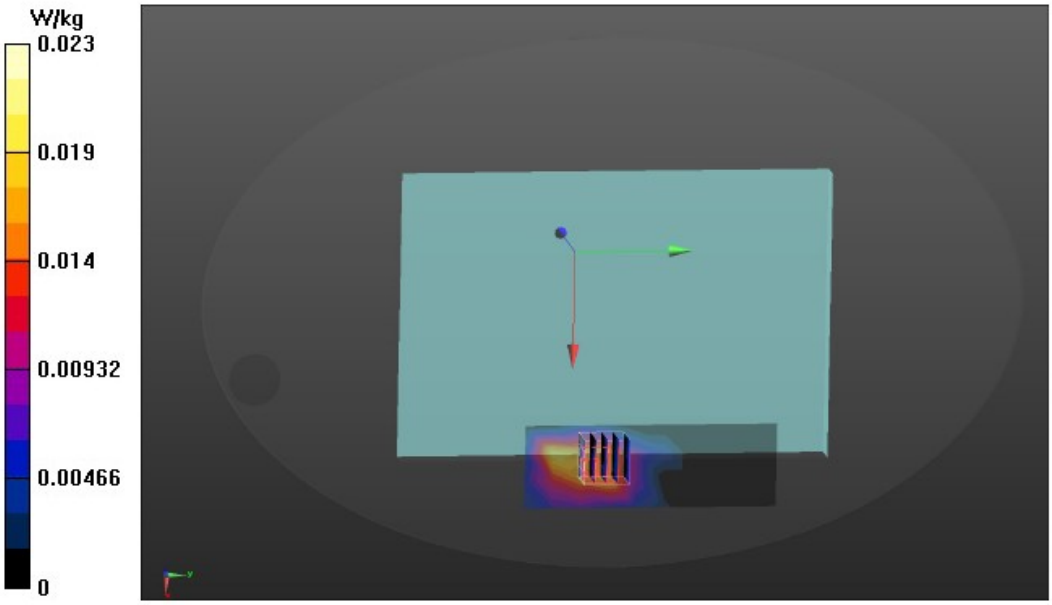

This test report may be reproduced in full only. The document may only be updated by Audix Technology Corp. personnel. Any changes will be noted in the Document History section of the report.

Audix Technology Corp.
No. 53-11, Dingfu, Linkou, Dist.,
New Taipei City244,Taiwan
Tel: +886 2 26099301
Fax: +886 2 26099303

Date: 9/23/2020

Test Laboratory: Audix_SAR Lab

P2 802.11a CH48 5240MHz ant2

DUT: 13U70P(AWAN)

Communication System: UID 0, WIFI 5G 802.11a (0); Frequency: 5240 MHz;Duty Cycle:1:1
Medium parameters used: f = 5240 MHz; σ = 4.892 S/m; ε_r = 36.023; ρ = 1000 kg/m^3
Phantom section: Flat Section

DASY Configuration:

- Probe: EX3DV4 - SN7375; ConvF(5.25, 5.25, 5.25) @ 5240 MHz; Calibrated: 12/18/2019
- Sensor-Surface: 2mm (Mechanical Surface Detection), z = 1.0, 31.0
- Electronics: DAE4 Sn679; Calibrated: 5/6/2020
- Phantom: ELI V5.0 (20deg probe tilt); Type: QD OVA 002 AA; Serial: 1170
- DASY52 52.10.4(1527); SEMCAD X 14.6.14(7483)

Area Scan (7x11x1): Measurement grid: dx=10mm, dy=10mm
Maximum value of SAR (measured) = 0.918 W/kg

Zoom Scan (7x7x9)/Cube 0: Measurement grid: dx=4mm, dy=4mm, dz=2.5mm
Reference Value = 1.235 V/m; Power Drift = 0.20 dB
Peak SAR (extrapolated) = 2.29 W/kg
SAR(1 g) = 0.597 W/kg; SAR(10 g) = 0.201 W/kg
Smallest distance from peaks to all points 3 dB below = 7.9 mm
Ratio of SAR at M2 to SAR at M1 = 45.8%
Maximum value of SAR (measured) = 1.17 W/kg

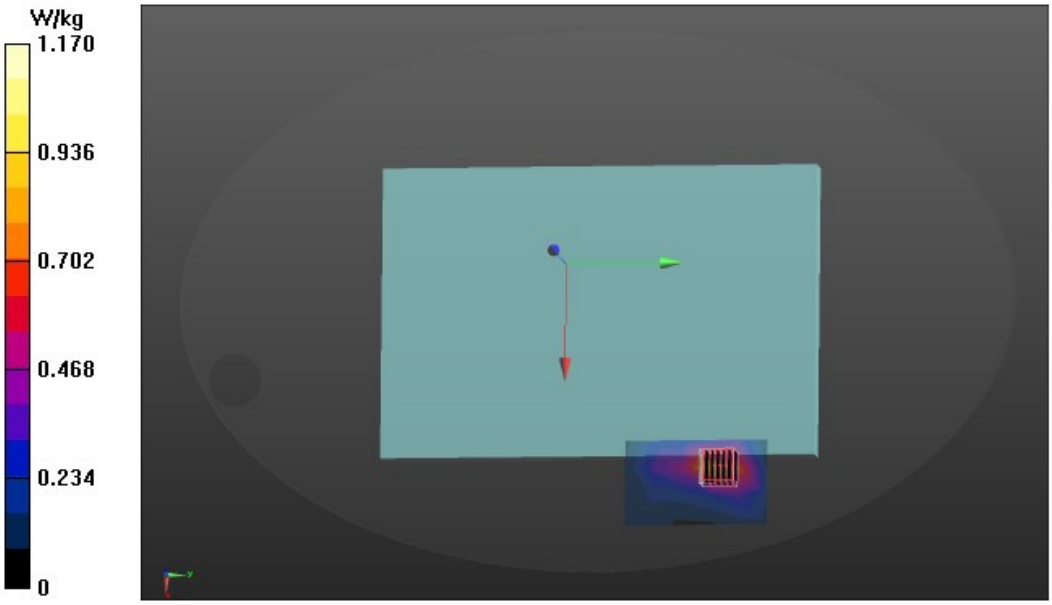

This test report may be reproduced in full only. The document may only be updated by Audix Technology Corp. personnel. Any changes will be noted in the Document History section of the report.

Audix Technology Corp.
No. 53-11, Dingfu, Linkou, Dist.,
New Taipei City244,Taiwan
Tel: +886 2 26099301
Fax: +886 2 26099303

Date: 9/23/2020

Test Laboratory: Audix_SAR Lab

P1 802.11a CH48 5240MHz ant1

DUT: 13U70P(AWAN)

Communication System: UID 0, WIFI 5G 802.11a (0); Frequency: 5240 MHz;Duty Cycle:1:1
Medium parameters used: f = 5240 MHz; σ = 4.892 S/m; ε_r = 36.023; ρ = 1000 kg/m^3
Phantom section: Flat Section

DASY Configuration:

- Probe: EX3DV4 - SN7375; ConvF(5.25, 5.25, 5.25) @ 5240 MHz; Calibrated: 12/18/2019
- Sensor-Surface: 2mm (Mechanical Surface Detection), z = 1.0, 31.0
- Electronics: DAE4 Sn679; Calibrated: 5/6/2020
- Phantom: ELI V5.0 (20deg probe tilt); Type: QD OVA 002 AA; Serial: 1170
- DASY52 52.10.4(1527); SEMCAD X 14.6.14(7483)

Area Scan (7x9x1): Measurement grid: dx=10mm, dy=10mm
Maximum value of SAR (measured) = 0.757 W/kg

Zoom Scan (7x7x9)/Cube 0: Measurement grid: dx=4mm, dy=4mm, dz=2.5mm
Reference Value = 0.9450 V/m; Power Drift = 1.02 dB
Peak SAR (extrapolated) = 1.78 W/kg
SAR(1 g) = 0.475 W/kg; SAR(10 g) = 0.191 W/kg
Smallest distance from peaks to all points 3 dB below = 15.8 mm
Ratio of SAR at M2 to SAR at M1 = 46.9%
Maximum value of SAR (measured) = 0.859 W/kg

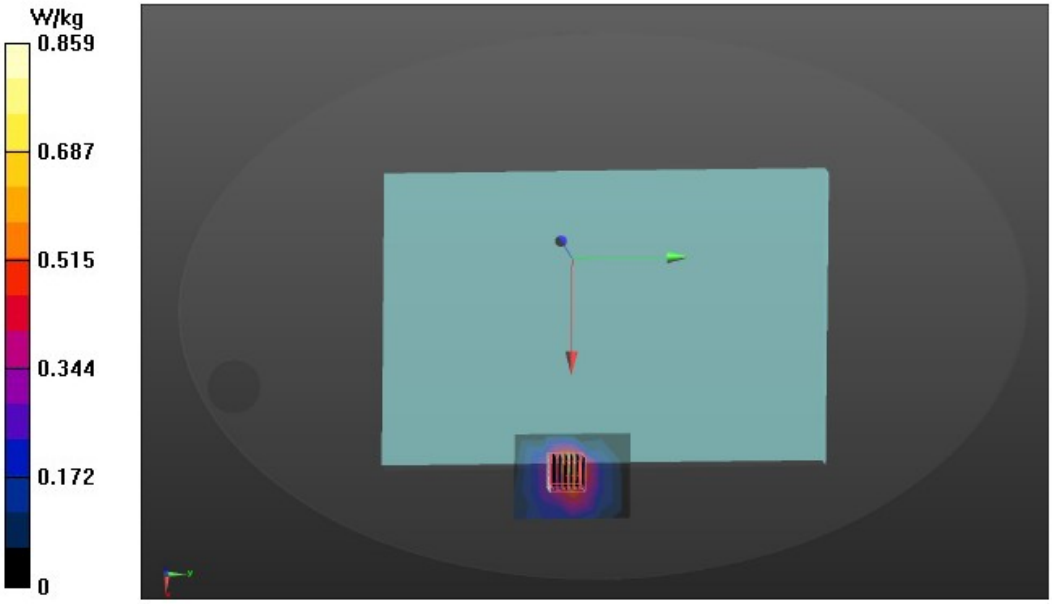

This test report may be reproduced in full only. The document may only be updated by Audix Technology Corp. personnel. Any changes will be noted in the Document History section of the report.

Audix Technology Corp.
No. 53-11, Dingfu, Linkou, Dist.,
New Taipei City244,Taiwan
Tel: +886 2 26099301
Fax: +886 2 26099303

Date: 9/24/2020

Test Laboratory: Audix_SAR Lab

P11 802.11a CH100 5500MHz ant2

DUT: 13U70P(AWAN)

Communication System: UID 0, WIFI 5G 802.11a (0); Frequency: 5500 MHz;Duty Cycle:1:1
Medium parameters used: f = 5500 MHz; σ = 5.18 S/m; ε_r = 35.572; ρ = 1000 kg/m^3
Phantom section: Flat Section

DASY Configuration:

- Probe: EX3DV4 - SN7375; ConvF(4.63, 4.63, 4.63) @ 5500 MHz; Calibrated: 12/18/2019
- Sensor-Surface: 2mm (Mechanical Surface Detection), z = 1.0, 31.0
- Electronics: DAE4 Sn679; Calibrated: 5/6/2020
- Phantom: ELI V5.0 (20deg probe tilt); Type: QD OVA 002 AA; Serial: 1170
- DASY52 52.10.4(1527); SEMCAD X 14.6.14(7483)

Area Scan (7x11x1): Measurement grid: dx=10mm, dy=10mm
Maximum value of SAR (measured) = 0.852 W/kg

Zoom Scan (7x7x9)/Cube 0: Measurement grid: dx=4mm, dy=4mm, dz=2.5mm
Reference Value = 1.184 V/m; Power Drift = 0.33 dB
Peak SAR (extrapolated) = 2.94 W/kg
SAR(1 g) = 0.710 W/kg; SAR(10 g) = 0.213 W/kg
Smallest distance from peaks to all points 3 dB below = 9.1 mm
Ratio of SAR at M2 to SAR at M1 = 42.4%
Maximum value of SAR (measured) = 1.37 W/kg

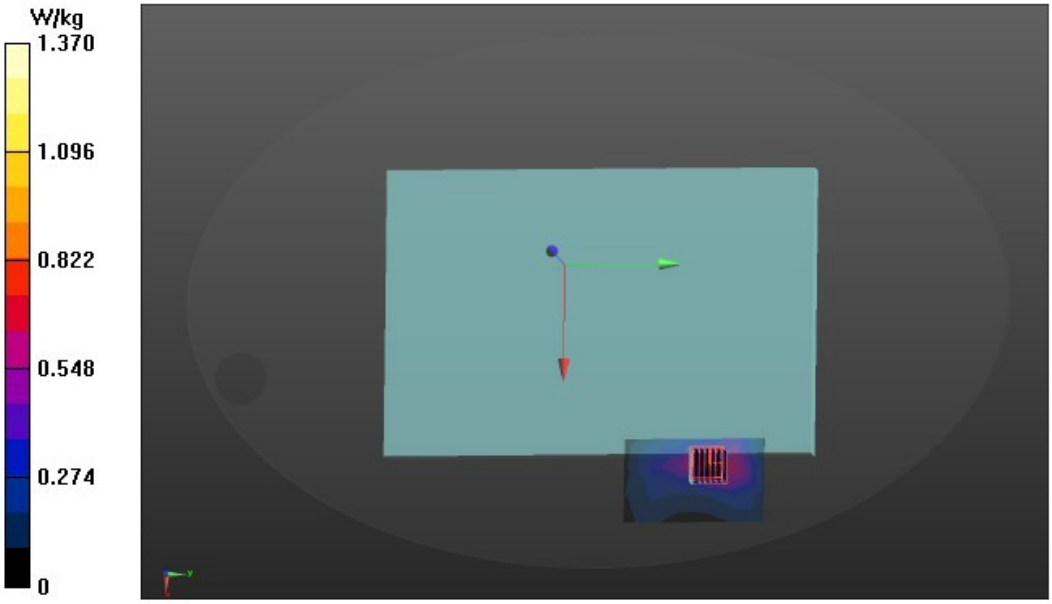

This test report may be reproduced in full only. The document may only be updated by Audix Technology Corp. personnel. Any changes will be noted in the Document History section of the report.

Audix Technology Corp.
No. 53-11, Dingfu, Linkou, Dist.,
New Taipei City244,Taiwan
Tel: +886 2 26099301
Fax: +886 2 26099303

Date: 9/23/2020

Test Laboratory: Audix_SAR Lab

P4 802.11a CH116 5580MHz ant2

DUT: 13U70P(AWAN)

Communication System: UID 0, WIFI 5G 802.11a (0); Frequency: 5580 MHz;Duty Cycle:1:1
Medium parameters used: f = 5580 MHz; σ = 5.268 S/m; ε_r = 35.435; ρ = 1000 kg/m^3
Phantom section: Flat Section

DASY Configuration:

- Probe: EX3DV4 - SN7375; ConvF(4.63, 4.63, 4.63) @ 5580 MHz; Calibrated: 12/18/2019
- Sensor-Surface: 2mm (Mechanical Surface Detection), z = 1.0, 31.0
- Electronics: DAE4 Sn679; Calibrated: 5/6/2020
- Phantom: ELI V5.0 (20deg probe tilt); Type: QD OVA 002 AA; Serial: 1170
- DASY52 52.10.4(1527); SEMCAD X 14.6.14(7483)

Area Scan (7x11x1): Measurement grid: dx=10mm, dy=10mm
Maximum value of SAR (measured) = 1.36 W/kg

Zoom Scan (7x7x9)/Cube 0: Measurement grid: dx=4mm, dy=4mm, dz=2.5mm
Reference Value = 0 V/m; Power Drift = 1.50 dB
Peak SAR (extrapolated) = 4.51 W/kg
SAR(1 g) = 1.11 W/kg; SAR(10 g) = 0.313 W/kg
Smallest distance from peaks to all points 3 dB below = 9.4 mm
Ratio of SAR at M2 to SAR at M1 = 42.1%
Maximum value of SAR (measured) = 2.19 W/kg

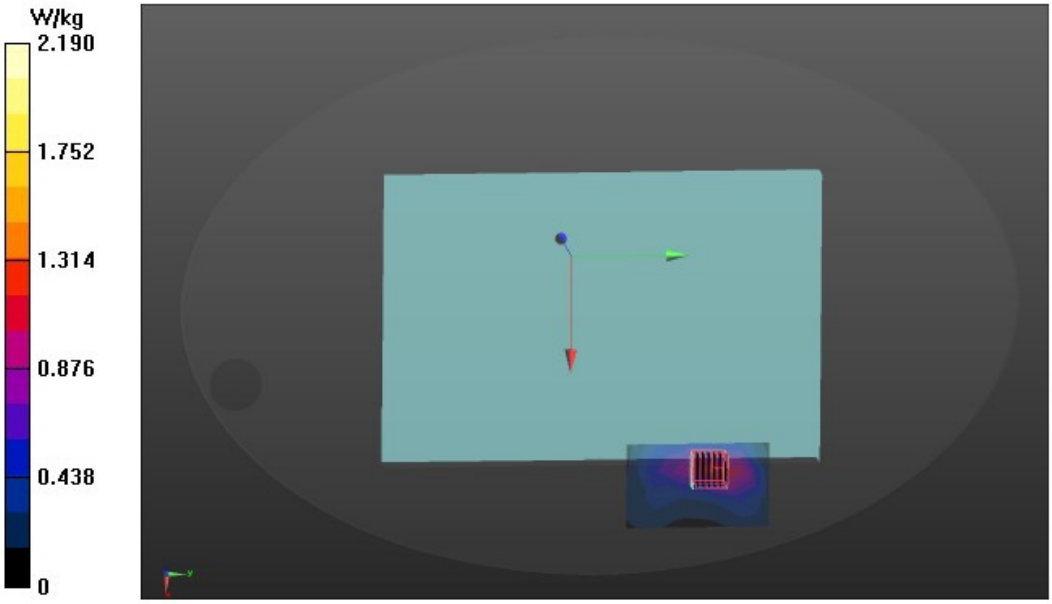

This test report may be reproduced in full only. The document may only be updated by Audix Technology Corp. personnel. Any changes will be noted in the Document History section of the report.

Audix Technology Corp.
No. 53-11, Dingfu, Linkou, Dist.,
New Taipei City244,Taiwan
Tel: +886 2 26099301
Fax: +886 2 26099303

Date: 9/24/2020

Test Laboratory: Audix_SAR Lab

P10 802.11a CH100 5500MHz ant1

DUT: 13U70P(AWAN)

Communication System: UID 0, WIFI 5G 802.11a (0); Frequency: 5500 MHz;Duty Cycle:1:1
Medium parameters used: f = 5500 MHz; σ = 5.18 S/m; ε_r = 35.572; ρ = 1000 kg/m^3
Phantom section: Flat Section

DASY Configuration:

- Probe: EX3DV4 - SN7375; ConvF(4.63, 4.63, 4.63) @ 5500 MHz; Calibrated: 12/18/2019
- Sensor-Surface: 2mm (Mechanical Surface Detection), z = 1.0, 31.0
- Electronics: DAE4 Sn679; Calibrated: 5/6/2020
- Phantom: ELI V5.0 (20deg probe tilt); Type: QD OVA 002 AA; Serial: 1170
- DASY52 52.10.4(1527); SEMCAD X 14.6.14(7483)

Area Scan (7x9x1): Measurement grid: dx=10mm, dy=10mm
Maximum value of SAR (measured) = 0.508 W/kg

Zoom Scan (7x7x9)/Cube 0: Measurement grid: dx=4mm, dy=4mm, dz=2.5mm
Reference Value = 1.005 V/m; Power Drift = 0.90 dB
Peak SAR (extrapolated) = 1.65 W/kg
SAR(1 g) = 0.414 W/kg; SAR(10 g) = 0.155 W/kg
Smallest distance from peaks to all points 3 dB below = 9.1 mm
Ratio of SAR at M2 to SAR at M1 = 43.4%
Maximum value of SAR (measured) = 0.784 W/kg

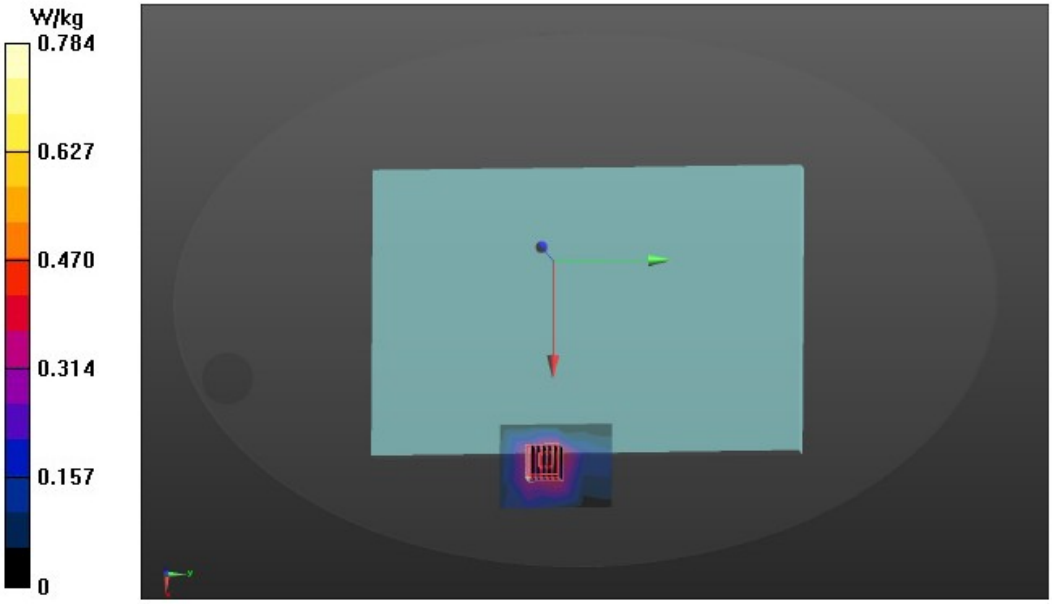

This test report may be reproduced in full only. The document may only be updated by Audix Technology Corp. personnel. Any changes will be noted in the Document History section of the report.

Audix Technology Corp.
No. 53-11, Dingfu, Linkou, Dist.,
New Taipei City244,Taiwan
Tel: +886 2 26099301
Fax: +886 2 26099303

Date: 9/24/2020

Test Laboratory: Audix_SAR Lab

P3 802.11a CH116 5580MHz ant1

DUT: 13U70P(AWAN)

Communication System: UID 0, WIFI 5G 802.11a (0); Frequency: 5580 MHz;Duty Cycle:1:1
Medium parameters used: f = 5580 MHz; σ = 5.268 S/m; ε_r = 35.435; ρ = 1000 kg/m^3
Phantom section: Flat Section

DASY Configuration:

- Probe: EX3DV4 - SN7375; ConvF(4.63, 4.63, 4.63) @ 5580 MHz; Calibrated: 12/18/2019
- Sensor-Surface: 2mm (Mechanical Surface Detection), z = 1.0, 31.0
- Electronics: DAE4 Sn679; Calibrated: 5/6/2020
- Phantom: ELI V5.0 (20deg probe tilt); Type: QD OVA 002 AA; Serial: 1170
- DASY52 52.10.4(1527); SEMCAD X 14.6.14(7483)

Area Scan (7x9x1): Measurement grid: dx=10mm, dy=10mm
Maximum value of SAR (measured) = 0.913 W/kg

Zoom Scan (7x7x9)/Cube 0: Measurement grid: dx=4mm, dy=4mm, dz=2.5mm
Reference Value = 1.285 V/m; Power Drift = 0.20 dB
Peak SAR (extrapolated) = 3.05 W/kg
SAR(1 g) = 0.793 W/kg; SAR(10 g) = 0.284 W/kg
Smallest distance from peaks to all points 3 dB below = 12.6 mm
Ratio of SAR at M2 to SAR at M1 = 44.5%
Maximum value of SAR (measured) = 1.50 W/kg

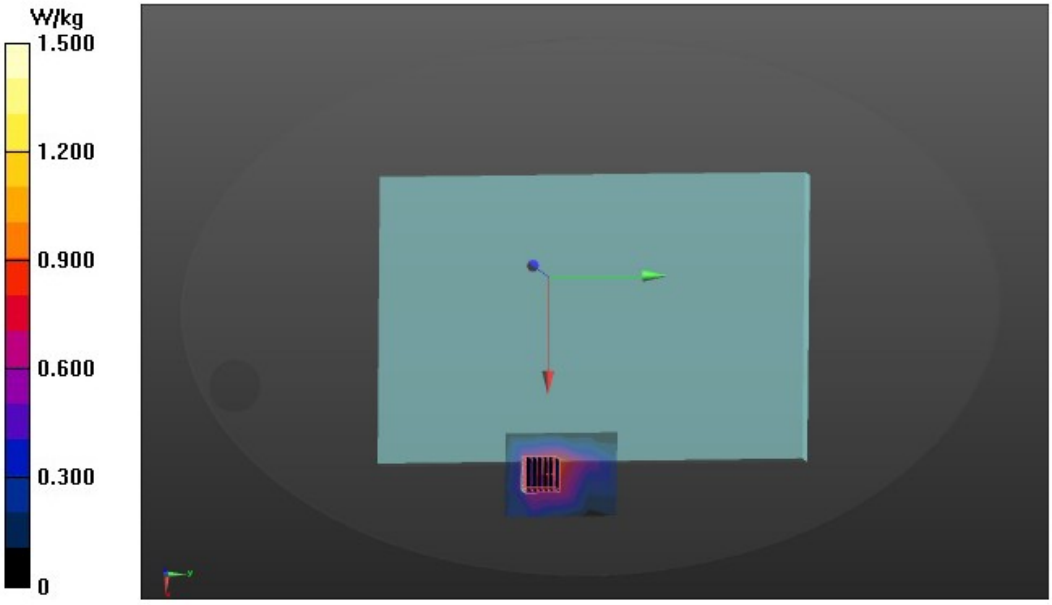

This test report may be reproduced in full only. The document may only be updated by Audix Technology Corp. personnel. Any changes will be noted in the Document History section of the report.

Audix Technology Corp.
No. 53-11, Dingfu, Linkou, Dist.,
New Taipei City244,Taiwan
Tel: +886 2 26099301
Fax: +886 2 26099303

Date: 9/24/2020

Test Laboratory: Audix_SAR Lab

P6 802.11a CH149 5745MHz ant2

DUT: 13U70P(AWAN)

Communication System: UID 0, WIFI 5G 802.11a (0); Frequency: 5745 MHz;Duty Cycle:1:1
Medium parameters used: f = 5745 MHz; σ = 5.452 S/m; ε_r = 35.172; ρ = 1000 kg/m^3
Phantom section: Flat Section

DASY Configuration:

- Probe: EX3DV4 - SN7375; ConvF(4.79, 4.79, 4.79) @ 5745 MHz; Calibrated: 12/18/2019
- Sensor-Surface: 2mm (Mechanical Surface Detection), z = 1.0, 31.0
- Electronics: DAE4 Sn679; Calibrated: 5/6/2020
- Phantom: ELI V5.0 (20deg probe tilt); Type: QD OVA 002 AA; Serial: 1170
- DASY52 52.10.4(1527); SEMCAD X 14.6.14(7483)

Area Scan (7x11x1): Measurement grid: dx=10mm, dy=10mm
Maximum value of SAR (measured) = 1.57 W/kg

Zoom Scan (7x7x9)/Cube 0: Measurement grid: dx=4mm, dy=4mm, dz=2.5mm
Reference Value = 1.558 V/m; Power Drift = 0.09 dB
Peak SAR (extrapolated) = 5.16 W/kg
SAR(1 g) = 1.18 W/kg; SAR(10 g) = 0.399 W/kg
Smallest distance from peaks to all points 3 dB below = 9.6 mm
Ratio of SAR at M2 to SAR at M1 = 40.8%
Maximum value of SAR (measured) = 2.30 W/kg

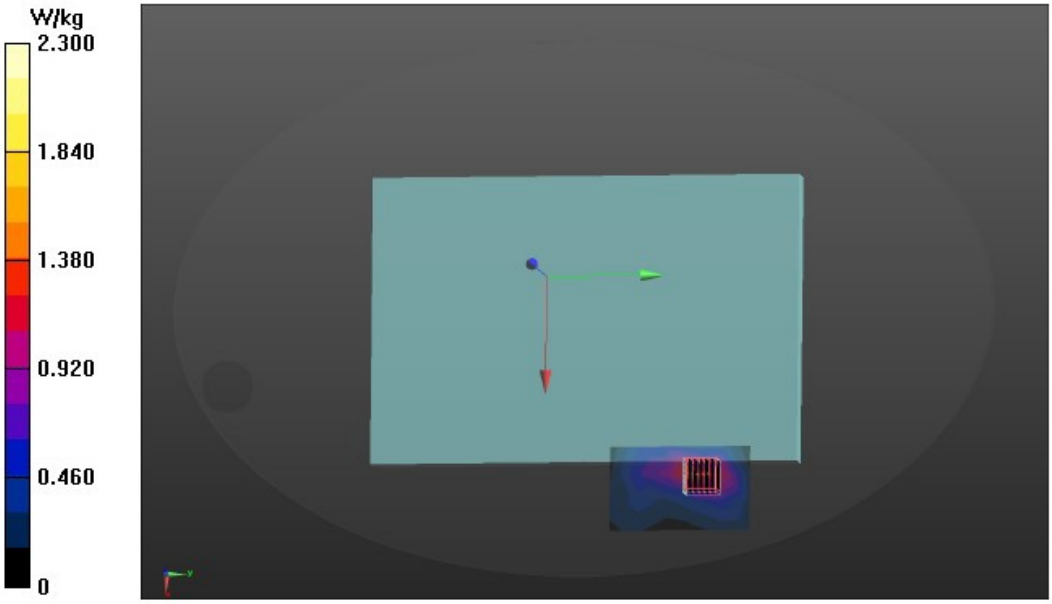

This test report may be reproduced in full only. The document may only be updated by Audix Technology Corp. personnel. Any changes will be noted in the Document History section of the report.

Audix Technology Corp.
No. 53-11, Dingfu, Linkou, Dist.,
New Taipei City244,Taiwan
Tel: +886 2 26099301
Fax: +886 2 26099303

Date: 9/24/2020

Test Laboratory: Audix_SAR Lab

P8 802.11a CH157 5785MHz ant2

DUT: 13U70P(AWAN)

Communication System: UID 0, WIFI 5G 802.11a (0); Frequency: 5785 MHz;Duty Cycle:1:1
Medium parameters used: f = 5785 MHz; σ = 5.467 S/m; ε_r = 35.076; ρ = 1000 kg/m^3
Phantom section: Flat Section

DASY Configuration:

- Probe: EX3DV4 - SN7375; ConvF(4.79, 4.79, 4.79) @ 5785 MHz; Calibrated: 12/18/2019
- Sensor-Surface: 2mm (Mechanical Surface Detection), z = 1.0, 31.0
- Electronics: DAE4 Sn679; Calibrated: 5/6/2020
- Phantom: ELI V5.0 (20deg probe tilt); Type: QD OVA 002 AA; Serial: 1170
- DASY52 52.10.4(1527); SEMCAD X 14.6.14(7483)

Area Scan (7x11x1): Measurement grid: dx=10mm, dy=10mm
Maximum value of SAR (measured) = 1.40 W/kg

Zoom Scan (7x7x9)/Cube 0: Measurement grid: dx=4mm, dy=4mm, dz=2.5mm
Reference Value = 1.369 V/m; Power Drift = 0.05 dB
Peak SAR (extrapolated) = 4.63 W/kg
SAR(1 g) = 1.05 W/kg; SAR(10 g) = 0.294 W/kg
Smallest distance from peaks to all points 3 dB below = 9.7 mm
Ratio of SAR at M2 to SAR at M1 = 43%
Maximum value of SAR (measured) = 2.06 W/kg

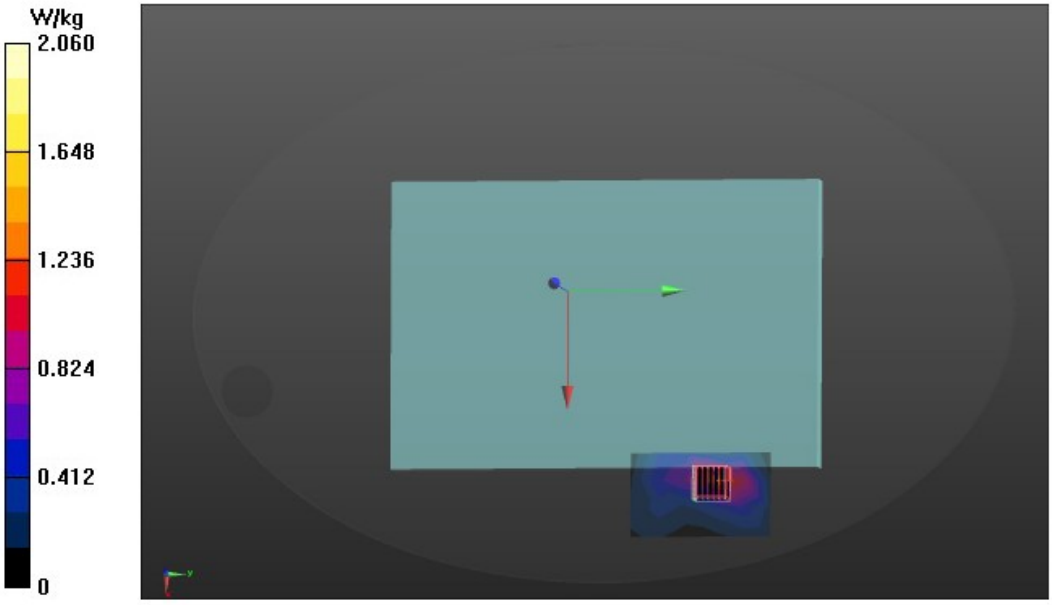

This test report may be reproduced in full only. The document may only be updated by Audix Technology Corp. personnel. Any changes will be noted in the Document History section of the report.

Audix Technology Corp.
No. 53-11, Dingfu, Linkou, Dist.,
New Taipei City244,Taiwan
Tel: +886 2 26099301
Fax: +886 2 26099303

Date: 9/24/2020

Test Laboratory: Audix_SAR Lab

P9 802.11a CH165 5825MHz ant2

DUT: 13U70P(AWAN)

Communication System: UID 0, WIFI 5G 802.11a (0); Frequency: 5825 MHz;Duty Cycle:1:1
Medium parameters used: f = 5825 MHz; σ = 5.481 S/m; ε_r = 35.009; ρ = 1000 kg/m^3
Phantom section: Flat Section

DASY Configuration:

- Probe: EX3DV4 - SN7375; ConvF(4.79, 4.79, 4.79) @ 5825 MHz; Calibrated: 12/18/2019
- Sensor-Surface: 2mm (Mechanical Surface Detection), z = 1.0, 31.0
- Electronics: DAE4 Sn679; Calibrated: 5/6/2020
- Phantom: ELI V5.0 (20deg probe tilt); Type: QD OVA 002 AA; Serial: 1170
- DASY52 52.10.4(1527); SEMCAD X 14.6.14(7483)

Area Scan (7x11x1): Measurement grid: dx=10mm, dy=10mm
Maximum value of SAR (measured) = 1.32 W/kg

Zoom Scan (7x7x9)/Cube 0: Measurement grid: dx=4mm, dy=4mm, dz=2.5mm
Reference Value = 1.298 V/m; Power Drift = 1.90 dB
Peak SAR (extrapolated) = 4.40 W/kg
SAR(1 g) = 0.983 W/kg; SAR(10 g) = 0.272 W/kg
Smallest distance from peaks to all points 3 dB below = 9.6 mm
Ratio of SAR at M2 to SAR at M1 = 43.7%
Maximum value of SAR (measured) = 1.90 W/kg

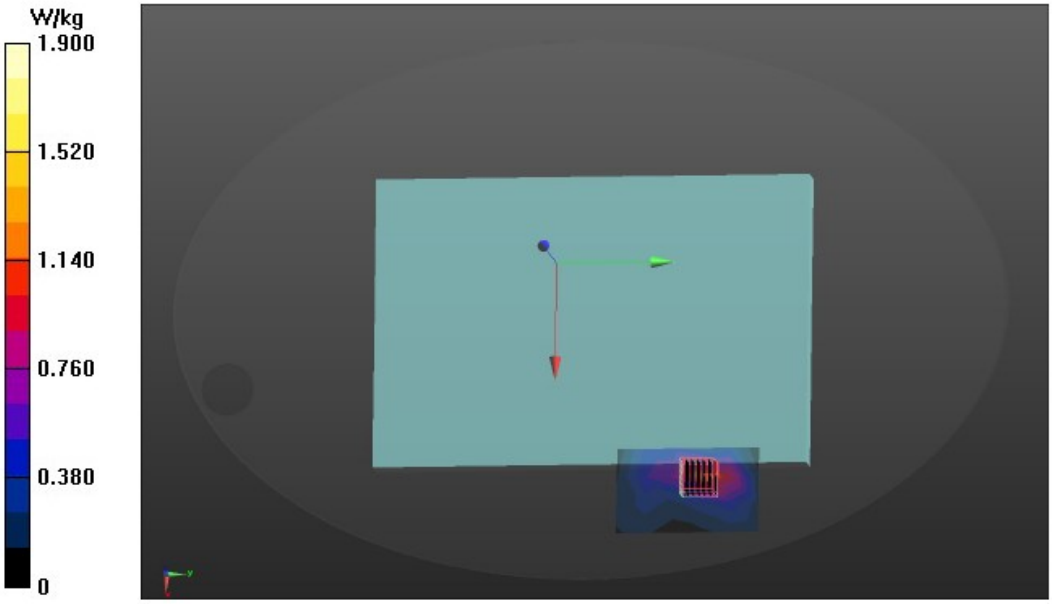

This test report may be reproduced in full only. The document may only be updated by Audix Technology Corp. personnel. Any changes will be noted in the Document History section of the report.

Audix Technology Corp.
No. 53-11, Dingfu, Linkou, Dist.,
New Taipei City244,Taiwan
Tel: +886 2 26099301
Fax: +886 2 26099303

Date: 9/24/2020

Test Laboratory: Audix_SAR Lab

P5 802.11a CH149 5745MHz ant1

DUT: 13U70P(AWAN)

Communication System: UID 0, WIFI 5G 802.11a (0); Frequency: 5745 MHz;Duty Cycle:1:1
Medium parameters used: f = 5745 MHz; σ = 5.452 S/m; ε_r = 35.172; ρ = 1000 kg/m^3
Phantom section: Flat Section

DASY Configuration:

- Probe: EX3DV4 - SN7375; ConvF(4.79, 4.79, 4.79) @ 5745 MHz; Calibrated: 12/18/2019
- Sensor-Surface: 2mm (Mechanical Surface Detection), z = 1.0, 31.0
- Electronics: DAE4 Sn679; Calibrated: 5/6/2020
- Phantom: ELI V5.0 (20deg probe tilt); Type: QD OVA 002 AA; Serial: 1170
- DASY52 52.10.4(1527); SEMCAD X 14.6.14(7483)

Area Scan (7x9x1): Measurement grid: dx=10mm, dy=10mm
Maximum value of SAR (measured) = 0.835 W/kg

Zoom Scan (7x7x9)/Cube 0: Measurement grid: dx=4mm, dy=4mm, dz=2.5mm
Reference Value = 1.112 V/m; Power Drift = 0.90 dB
Peak SAR (extrapolated) = 2.95 W/kg
SAR(1 g) = 0.663 W/kg; SAR(10 g) = 0.217 W/kg
Smallest distance from peaks to all points 3 dB below = 11.9 mm
Ratio of SAR at M2 to SAR at M1 = 42.3%
Maximum value of SAR (measured) = 1.40 W/kg

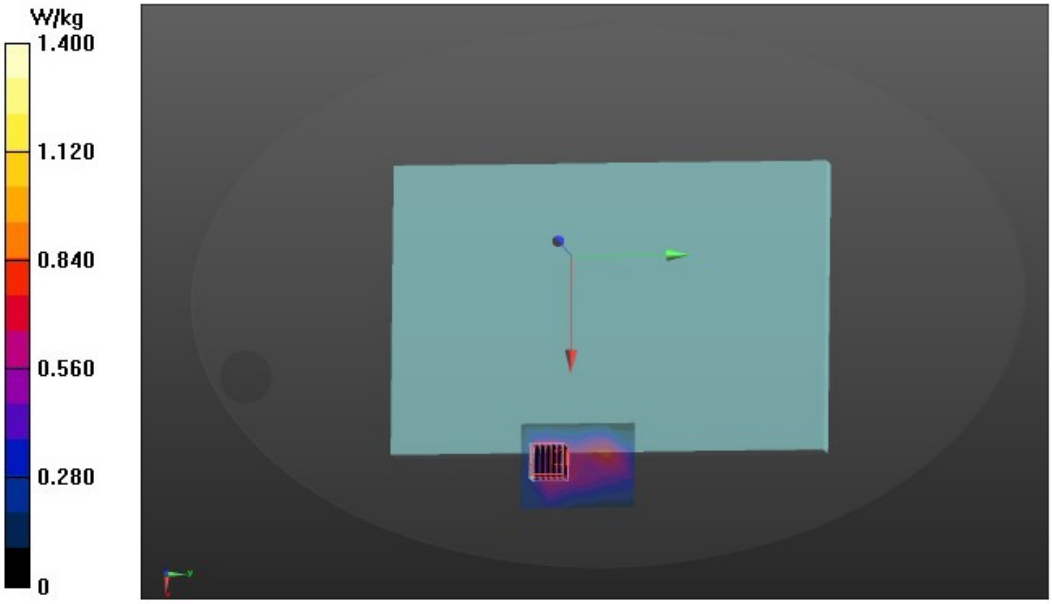

This test report may be reproduced in full only. The document may only be updated by Audix Technology Corp. personnel. Any changes will be noted in the Document History section of the report.

Audix Technology Corp.
No. 53-11, Dingfu, Linkou, Dist.,
New Taipei City244,Taiwan
Tel: +886 2 26099301
Fax: +886 2 26099303

Date: 9/24/2020

Test Laboratory: Audix_SAR Lab

P7 802.11a CH157 5785MHz ant1

DUT: 13U70P(AWAN)

Communication System: UID 0, WIFI 5G 802.11a (0); Frequency: 5785 MHz;Duty Cycle:1:1
Medium parameters used: f = 5785 MHz; σ = 5.467 S/m; ε_r = 35.076; ρ = 1000 kg/m^3
Phantom section: Flat Section

DASY Configuration:

- Probe: EX3DV4 - SN7375; ConvF(4.79, 4.79, 4.79) @ 5785 MHz; Calibrated: 12/18/2019
- Sensor-Surface: 2mm (Mechanical Surface Detection), z = 1.0, 31.0
- Electronics: DAE4 Sn679; Calibrated: 5/6/2020
- Phantom: ELI V5.0 (20deg probe tilt); Type: QD OVA 002 AA; Serial: 1170
- DASY52 52.10.4(1527); SEMCAD X 14.6.14(7483)

Area Scan (7x9x1): Measurement grid: dx=10mm, dy=10mm
Maximum value of SAR (measured) = 0.930 W/kg

Zoom Scan (7x7x9)/Cube 0: Measurement grid: dx=4mm, dy=4mm, dz=2.5mm
Reference Value = 1.055 V/m; Power Drift = 0.05 dB
Peak SAR (extrapolated) = 2.66 W/kg
SAR(1 g) = 0.581 W/kg; SAR(10 g) = 0.169 W/kg
Smallest distance from peaks to all points 3 dB below = 8.6 mm
Ratio of SAR at M2 to SAR at M1 = 42.7%
Maximum value of SAR (measured) = 1.14 W/kg

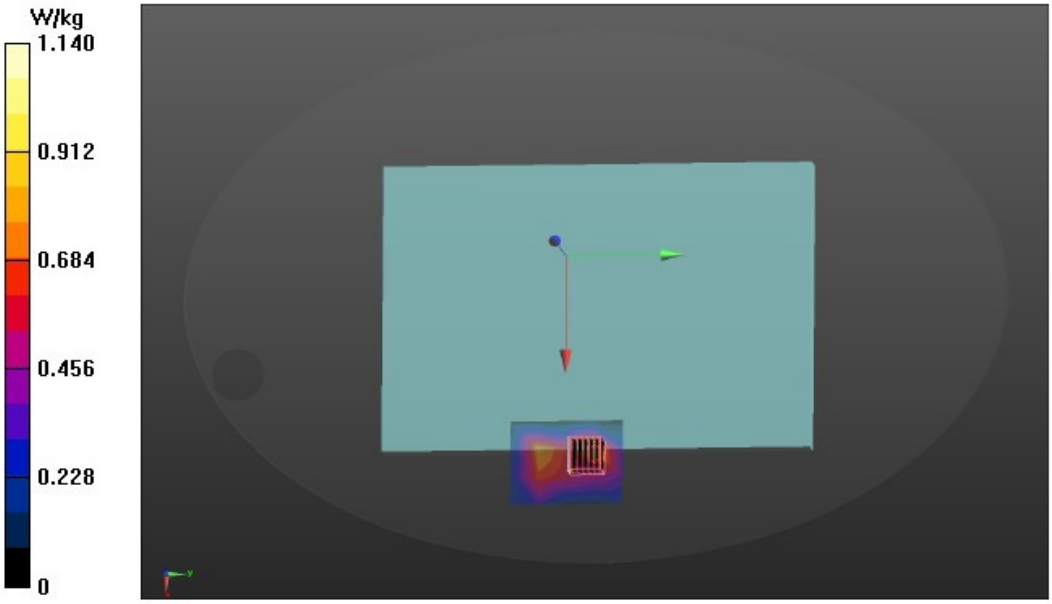

This test report may be reproduced in full only. The document may only be updated by Audix Technology Corp. personnel. Any changes will be noted in the Document History section of the report.

Audix Technology Corp.
No. 53-11, Dingfu, Linkou, Dist.,
New Taipei City244,Taiwan
Tel: +886 2 26099301
Fax: +886 2 26099303

Date: 10/7/2020

Test Laboratory: Audix_SAR Lab

P19 802.11a CH165 5825MHz ant1

DUT: 13U70P(AWAN)

Communication System: UID 0, WIFI 5G 802.11a (0); Frequency: 5825 MHz;Duty Cycle:1:1
Medium parameters used: f = 5825 MHz; σ = 5.481 S/m; ε_r = 35.009; ρ = 1000 kg/m^3
Phantom section: Flat Section

DASY Configuration:

- Probe: EX3DV4 - SN7375; ConvF(4.79, 4.79, 4.79) @ 5825 MHz; Calibrated: 12/18/2019
- Sensor-Surface: 2mm (Mechanical Surface Detection), z = 1.0, 31.0
- Electronics: DAE4 Sn679; Calibrated: 5/6/2020
- Phantom: ELI V5.0 (20deg probe tilt); Type: QD OVA 002 AA; Serial: 1170
- DASY52 52.10.4(1527); SEMCAD X 14.6.14(7483)

/Area Scan (7x9x1): Measurement grid: dx=10mm, dy=10mm
Maximum value of SAR (measured) = 1.03 W/kg

Zoom Scan (7x7x9)/Cube 0: Measurement grid: dx=4mm, dy=4mm, dz=2.5mm
Reference Value = 0.2140 V/m; Power Drift = 0.83 dB
Peak SAR (extrapolated) = 2.82 W/kg
SAR(1 g) = 0.622 W/kg; SAR(10 g) = 0.182 W/kg
Smallest distance from peaks to all points 3 dB below = 8.9 mm
Ratio of SAR at M2 to SAR at M1 = 49.8%
Maximum value of SAR (measured) = 1.23 W/kg

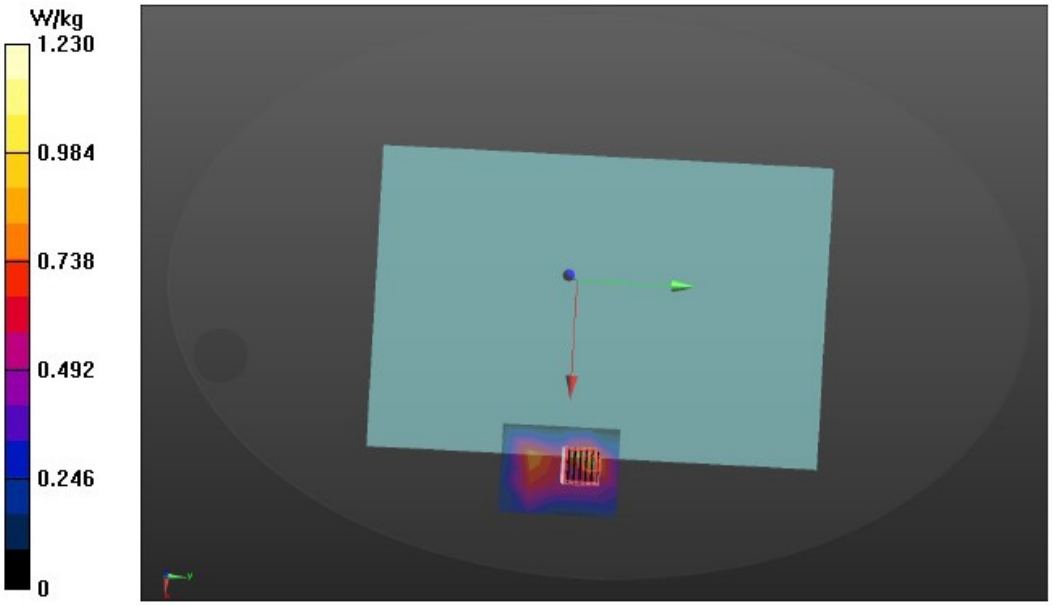

This test report may be reproduced in full only. The document may only be updated by Audix Technology Corp. personnel. Any changes will be noted in the Document History section of the report.

Audix Technology Corp.
No. 53-11, Dingfu, Linkou, Dist.,
New Taipei City244,Taiwan

Tel: +886 2 26099301
Fax: +886 2 26099303

Test SKU: SKU #2 with Speed Antenna

Page 1 of 1

Date: 9/25/2020

Test Laboratory: Audix_SAR Lab

P13 802.11b CH7 2442MHz ant2

DUT: 13U70P(SPEED)

Communication System: UID 0, WIFI 2.4G 802.11B (0); Frequency: 2442 MHz;Duty Cycle:1:1
Medium parameters used: f = 2442 MHz; σ = 1.777 S/m; ε_r = 39.638; ρ = 1000 kg/m^3
Phantom section: Flat Section

DASY Configuration:

- Probe: EX3DV4 - SN7375; ConvF(7.69, 7.69, 7.69) @ 2442 MHz; Calibrated: 12/18/2019
- Sensor-Surface: 2mm (Mechanical Surface Detection), z = 1.0, 31.0
- Electronics: DAE4 Sn679; Calibrated: 5/6/2020
- Phantom: ELI V5.0 (20deg probe tilt); Type: QD OVA 002 AA; Serial: 1170
- DASY52 52.10.4(1527); SEMCAD X 14.6.14(7483)

Area Scan (5x11x1): Measurement grid: dx=20mm, dy=20mm
Maximum value of SAR (measured) = 0.420 W/kg

Zoom Scan (5x5x7)/Cube 0: Measurement grid: dx=8mm, dy=8mm, dz=5mm
Reference Value = 0.8590 V/m; Power Drift = 0.03 dB
Peak SAR (extrapolated) = 0.730 W/kg
SAR(1 g) = 0.314 W/kg; SAR(10 g) = 0.160 W/kg
Smallest distance from peaks to all points 3 dB below = 6.4 mm
Ratio of SAR at M2 to SAR at M1 = 45.9%
Maximum value of SAR (measured) = 0.453 W/kg

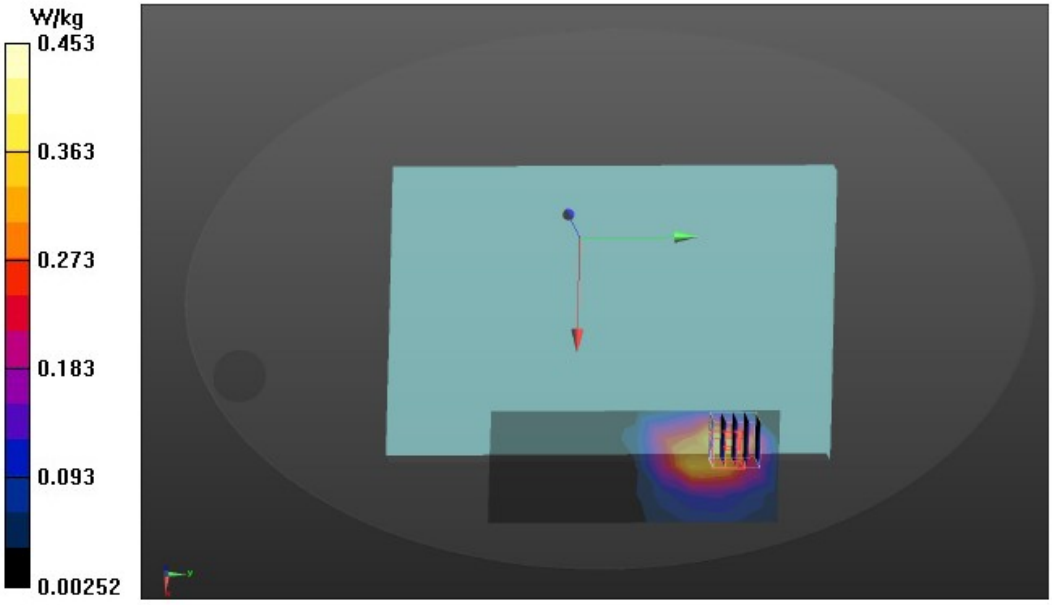

This test report may be reproduced in full only. The document may only be updated by Audix Technology Corp. personnel. Any changes will be noted in the Document History section of the report.

Audix Technology Corp.
No. 53-11, Dingfu, Linkou, Dist.,
New Taipei City244,Taiwan
Tel: +886 2 26099301
Fax: +886 2 26099303

Date: 9/25/2020

Test Laboratory: Audix_SAR Lab

P12 802.11b CH7 2442MHz ant1

DUT: 13U70P(SPEED)

Communication System: UID 0, WIFI 2.4G 802.11B (0); Frequency: 2442 MHz;Duty Cycle:1:1
Medium parameters used: f = 2442 MHz; σ = 1.777 S/m; ε_r = 39.638; ρ = 1000 kg/m^3
Phantom section: Flat Section

DASY Configuration:

- Probe: EX3DV4 - SN7375; ConvF(7.69, 7.69, 7.69) @ 2442 MHz; Calibrated: 12/18/2019
- Sensor-Surface: 2mm (Mechanical Surface Detection), z = 1.0, 31.0
- Electronics: DAE4 Sn679; Calibrated: 5/6/2020
- Phantom: ELI V5.0 (20deg probe tilt); Type: QD OVA 002 AA; Serial: 1170
- DASY52 52.10.4(1527); SEMCAD X 14.6.14(7483)

Area Scan (5x11x1): Measurement grid: dx=20mm, dy=20mm
Maximum value of SAR (measured) = 0.374 W/kg

Zoom Scan (5x5x7)/Cube 0: Measurement grid: dx=8mm, dy=8mm, dz=5mm
Reference Value = 0.7960 V/m; Power Drift = 1.11 dB
Peak SAR (extrapolated) = 0.583 W/kg
SAR(1 g) = 0.291 W/kg; SAR(10 g) = 0.148 W/kg
Smallest distance from peaks to all points 3 dB below = 11.2 mm
Ratio of SAR at M2 to SAR at M1 = 61.4%
Maximum value of SAR (measured) = 0.420 W/kg

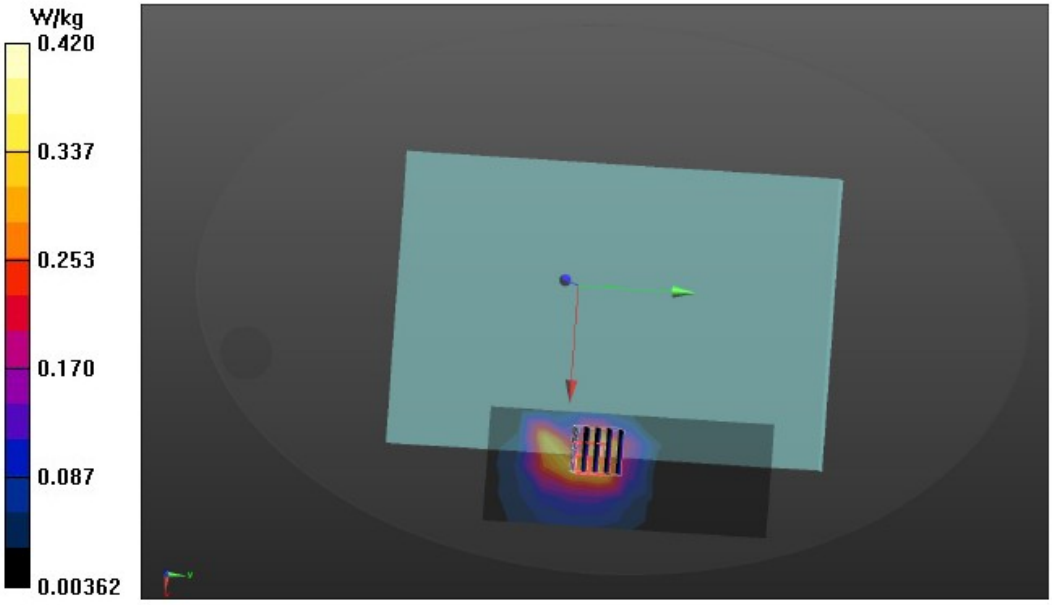

This test report may be reproduced in full only. The document may only be updated by Audix Technology Corp. personnel. Any changes will be noted in the Document History section of the report.

Audix Technology Corp.
No. 53-11, Dingfu, Linkou, Dist.,
New Taipei City244,Taiwan
Tel: +886 2 26099301
Fax: +886 2 26099303

Date: 9/25/2020

Test Laboratory: Audix_SAR Lab

P14 GFSK CH39 2441MHz

DUT: 13U70P(SPEED)

Communication System: UID 0, BT (0); Frequency: 2441 MHz;Duty Cycle:1:1.3
Medium parameters used: f = 2441 MHz; σ = 1.775 S/m; ε_r = 39.641; ρ = 1000 kg/m^3
Phantom section: Flat Section

DASY Configuration:

- Probe: EX3DV4 - SN7375; ConvF(7.69, 7.69, 7.69) @ 2441 MHz; Calibrated: 12/18/2019
- Sensor-Surface: 2mm (Mechanical Surface Detection), z = 1.0, 31.0
- Electronics: DAE4 Sn679; Calibrated: 5/6/2020
- Phantom: ELI V5.0 (20deg probe tilt); Type: QD OVA 002 AA; Serial: 1170
- DASY52 52.10.4(1527); SEMCAD X 14.6.14(7483)

Area Scan (5x11x1): Measurement grid: dx=20mm, dy=20mm
Maximum value of SAR (measured) = 0.0251 W/kg

Zoom Scan (5x5x7)/Cube 0: Measurement grid: dx=8mm, dy=8mm, dz=5mm
Reference Value = 0.6690 V/m; Power Drift = 1.35 dB
Peak SAR (extrapolated) = 0.0440 W/kg
SAR(1 g) = 0.019 W/kg; SAR(10 g) = 0.011 W/kg
Smallest distance from peaks to all points 3 dB below: Larger than measurement grid
Ratio of SAR at M2 to SAR at M1 = 62.3%
Maximum value of SAR (measured) = 0.0289 W/kg

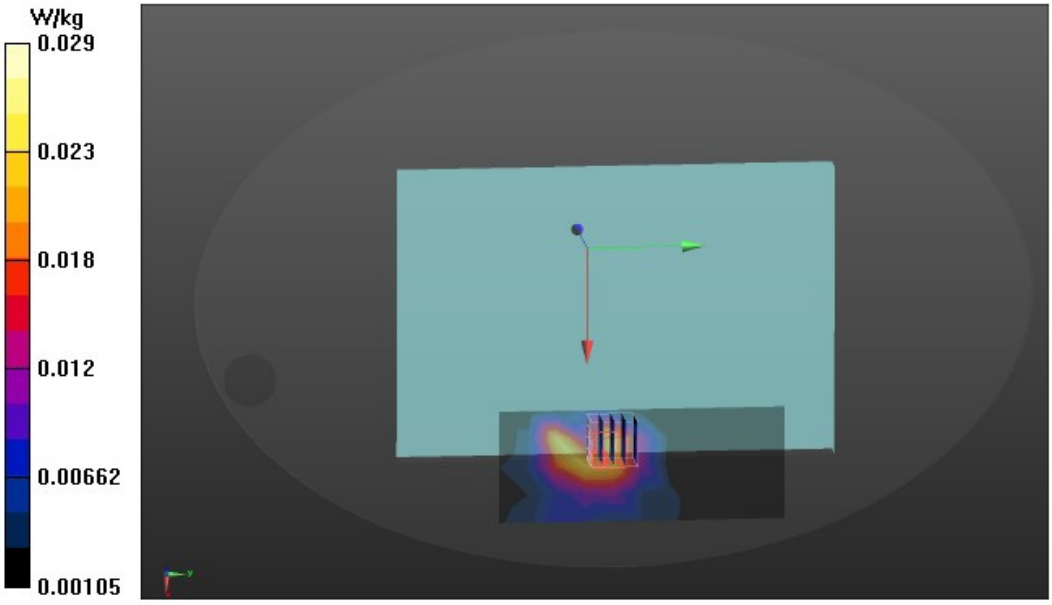

This test report may be reproduced in full only. The document may only be updated by Audix Technology Corp. personnel. Any changes will be noted in the Document History section of the report.

Audix Technology Corp.
No. 53-11, Dingfu, Linkou, Dist.,
New Taipei City244,Taiwan
Tel: +886 2 26099301
Fax: +886 2 26099303

Date: 9/23/2020

Test Laboratory: Audix_SAR Lab

P2 802.11a CH48 5240MHz ant2

DUT: 13U70P(SPEED)

Communication System: UID 0, WIFI 5G 802.11a (0); Frequency: 5240 MHz;Duty Cycle:1:1
Medium parameters used: f = 5240 MHz; σ = 4.892 S/m; ε_r = 36.023; ρ = 1000 kg/m^3
Phantom section: Flat Section

DASY Configuration:

- Probe: EX3DV4 - SN7375; ConvF(5.25, 5.25, 5.25) @ 5240 MHz; Calibrated: 12/18/2019
- Sensor-Surface: 2mm (Mechanical Surface Detection), z = 1.0, 31.0
- Electronics: DAE4 Sn679; Calibrated: 5/6/2020
- Phantom: ELI V5.0 (20deg probe tilt); Type: QD OVA 002 AA; Serial: 1170
- DASY52 52.10.4(1527); SEMCAD X 14.6.14(7483)

Area Scan (9x25x1): Measurement grid: dx=10mm, dy=10mm
Maximum value of SAR (measured) = 0.829 W/kg

Zoom Scan (7x7x9)/Cube 0: Measurement grid: dx=4mm, dy=4mm, dz=2.5mm
Reference Value = 0.9930 V/m; Power Drift = 0.47 dB
Peak SAR (extrapolated) = 2.48 W/kg
SAR(1 g) = 0.646 W/kg; SAR(10 g) = 0.221 W/kg
Smallest distance from peaks to all points 3 dB below = 8.6 mm
Ratio of SAR at M2 to SAR at M1 = 46.1%
Maximum value of SAR (measured) = 1.22 W/kg

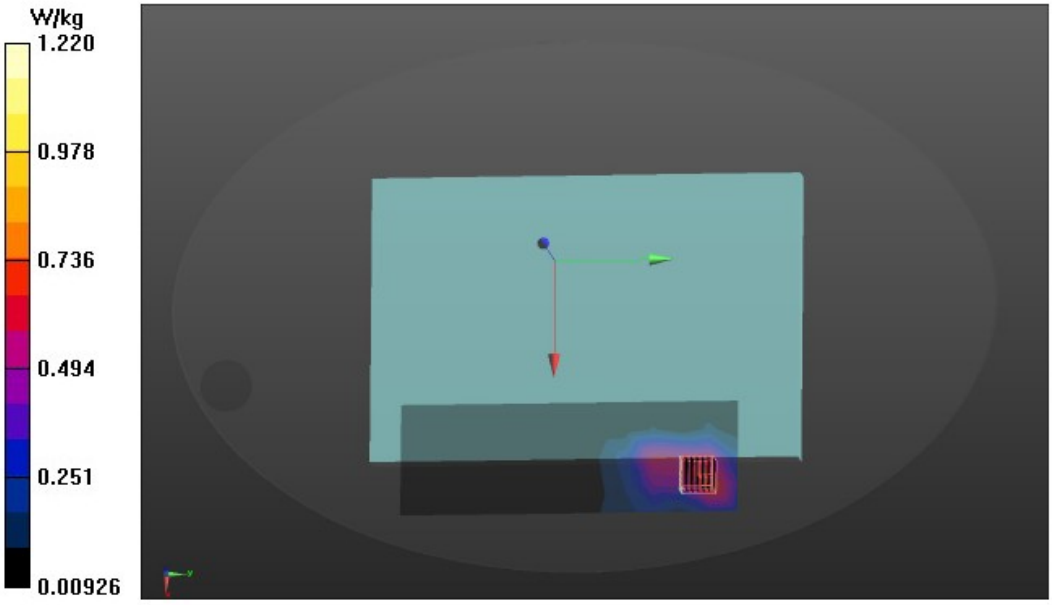

This test report may be reproduced in full only. The document may only be updated by Audix Technology Corp. personnel. Any changes will be noted in the Document History section of the report.

Audix Technology Corp.
No. 53-11, Dingfu, Linkou, Dist.,
New Taipei City244,Taiwan

Tel: +886 2 26099301
Fax: +886 2 26099303

Date: 9/23/2020

Test Laboratory: Audix_SAR Lab

P1 802.11a CH48 5240MHz ant1

DUT: 13U70P(SPEED)

Communication System: UID 0, WIFI 5G 802.11a (0); Frequency: 5240 MHz;Duty Cycle:1:1
Medium parameters used: f = 5240 MHz; σ = 4.892 S/m; ε_r = 36.023; ρ = 1000 kg/m^3
Phantom section: Flat Section

DASY Configuration:

- Probe: EX3DV4 - SN7375; ConvF(5.25, 5.25, 5.25) @ 5240 MHz; Calibrated: 12/18/2019
- Sensor-Surface: 2mm (Mechanical Surface Detection), z = 1.0, 31.0
- Electronics: DAE4 Sn679; Calibrated: 5/6/2020
- Phantom: ELI V5.0 (20deg probe tilt); Type: QD OVA 002 AA; Serial: 1170
- DASY52 52.10.4(1527); SEMCAD X 14.6.14(7483)

Area Scan (9x21x1): Measurement grid: dx=10mm, dy=10mm
Maximum value of SAR (measured) = 0.870 W/kg

Zoom Scan (7x7x9)/Cube 0: Measurement grid: dx=4mm, dy=4mm, dz=2.5mm
Reference Value = 1.777 V/m; Power Drift = 0.42 dB
Peak SAR (extrapolated) = 2.55 W/kg
SAR(1 g) = 0.701 W/kg; SAR(10 g) = 0.258 W/kg
Smallest distance from peaks to all points 3 dB below = 12 mm
Ratio of SAR at M2 to SAR at M1 = 47.8%
Maximum value of SAR (measured) = 1.33 W/kg

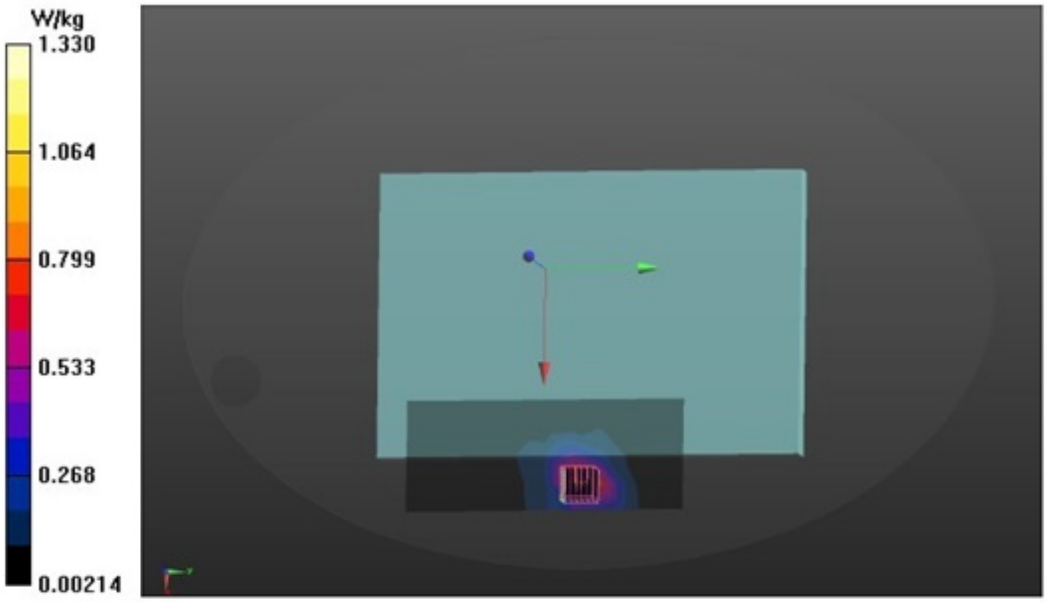

This test report may be reproduced in full only. The document may only be updated by Audix Technology Corp. personnel. Any changes will be noted in the Document History section of the report.

Audix Technology Corp.
No. 53-11, Dingfu, Linkou, Dist.,
New Taipei City244,Taiwan
Tel: +886 2 26099301
Fax: +886 2 26099303

Date: 9/24/2020

Test Laboratory: Audix_SAR Lab

P4 802.11a CH116 5580MHz ant2

DUT: 13U70P(SPEED)

Communication System: UID 0, WIFI 5G 802.11a (0); Frequency: 5580 MHz;Duty Cycle:1:1
Medium parameters used: f = 5580 MHz; σ = 5.268 S/m; ε_r = 35.435; ρ = 1000 kg/m^3
Phantom section: Flat Section

DASY Configuration:

- Probe: EX3DV4 - SN7375; ConvF(4.63, 4.63, 4.63) @ 5580 MHz; Calibrated: 12/18/2019
- Sensor-Surface: 2mm (Mechanical Surface Detection), z = 1.0, 31.0
- Electronics: DAE4 Sn679; Calibrated: 5/6/2020
- Phantom: ELI V5.0 (20deg probe tilt); Type: QD OVA 002 AA; Serial: 1170
- DASY52 52.10.4(1527); SEMCAD X 14.6.14(7483)

Area Scan (9x13x1): Measurement grid: dx=10mm, dy=10mm
Maximum value of SAR (measured) = 2.19 W/kg

Zoom Scan (7x7x9)/Cube 0: Measurement grid: dx=4mm, dy=4mm, dz=2.5mm
Reference Value = 1.618 V/m; Power Drift = -1.62 dB
Peak SAR (extrapolated) = 4.92 W/kg
SAR(1 g) = 1.2 W/kg; SAR(10 g) = 0.427 W/kg
Smallest distance from peaks to all points 3 dB below = 8.2 mm
Ratio of SAR at M2 to SAR at M1 = 43.4%
Maximum value of SAR (measured) = 2.29 W/kg

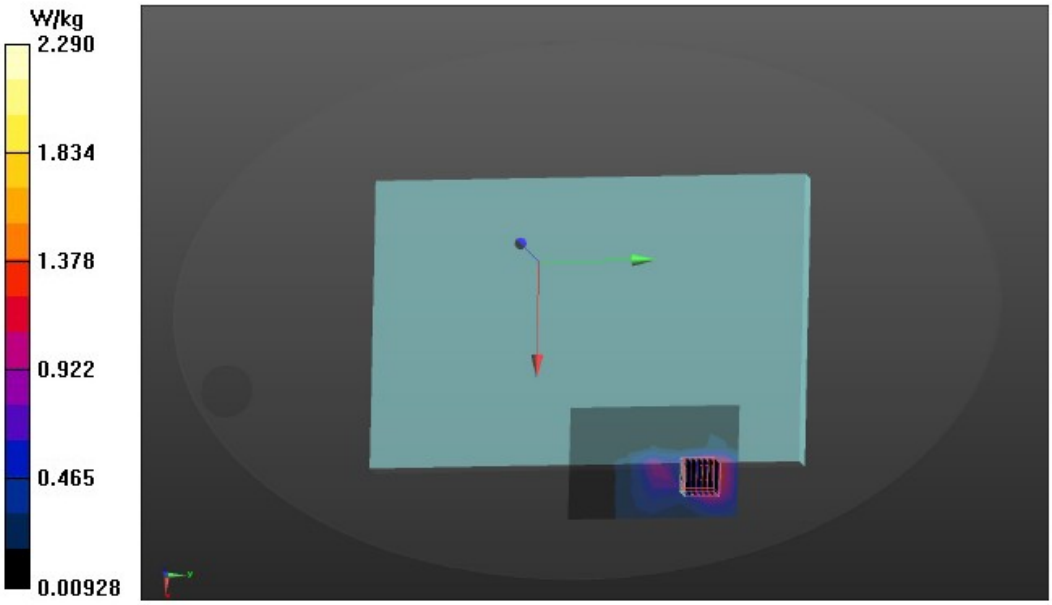

This test report may be reproduced in full only. The document may only be updated by Audix Technology Corp. personnel. Any changes will be noted in the Document History section of the report.

Audix Technology Corp.
No. 53-11, Dingfu, Linkou, Dist.,
New Taipei City244,Taiwan
Tel: +886 2 26099301
Fax: +886 2 26099303

Date: 9/24/2020

Test Laboratory: Audix_SAR Lab

P3 802.11a CH116 5580MHz ant1

DUT: 13U70P(SPEED)

Communication System: UID 0, WIFI 5G 802.11a (0); Frequency: 5580 MHz;Duty Cycle:1:1
Medium parameters used: f = 5580 MHz; σ = 5.268 S/m; ε_r = 35.435; ρ = 1000 kg/m^3
Phantom section: Flat Section

DASY Configuration:

- Probe: EX3DV4 - SN7375; ConvF(4.63, 4.63, 4.63) @ 5580 MHz; Calibrated: 12/18/2019
- Sensor-Surface: 2mm (Mechanical Surface Detection), z = -29.0, 31.0
- Electronics: DAE4 Sn679; Calibrated: 5/6/2020
- Phantom: ELI V5.0 (20deg probe tilt); Type: QD OVA 002 AA; Serial: 1170
- DASY52 52.10.4(1527); SEMCAD X 14.6.14(7483)

Area Scan (7x13x1): Measurement grid: dx=10mm, dy=10mm
Maximum value of SAR (measured) = 1.49 W/kg

Zoom Scan (7x7x9)/Cube 0: Measurement grid: dx=4mm, dy=4mm, dz=2.5mm
Reference Value = 1.218 V/m; Power Drift = 1.62 dB
Peak SAR (extrapolated) = 3.22 W/kg
SAR(1 g) = 0.847 W/kg; SAR(10 g) = 0.346 W/kg
Smallest distance from peaks to all points 3 dB below = 10.4 mm
Ratio of SAR at M2 to SAR at M1 = 43.7%
Maximum value of SAR (measured) = 1.58 W/kg

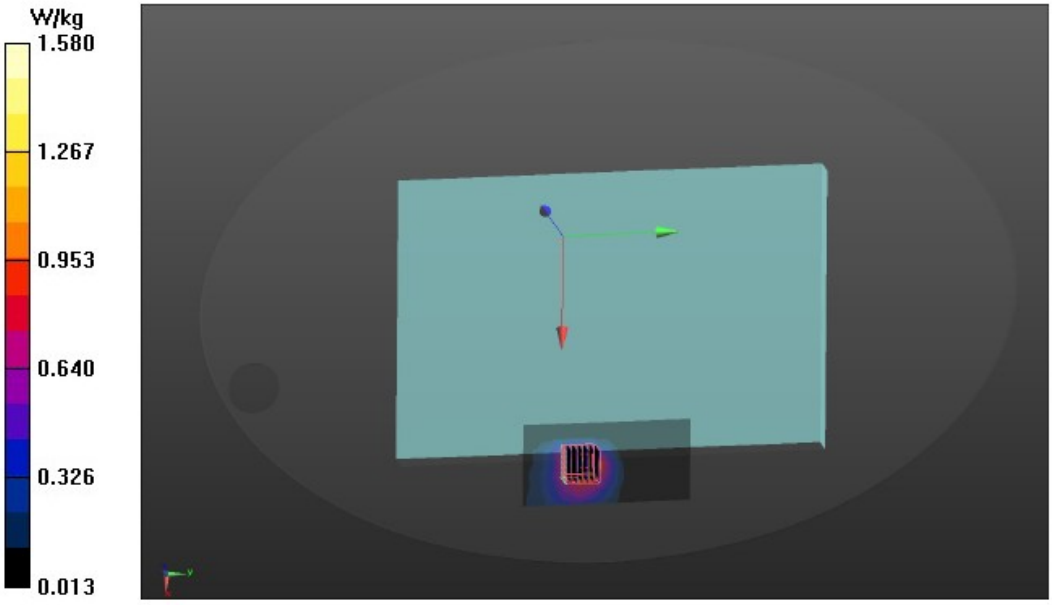

This test report may be reproduced in full only. The document may only be updated by Audix Technology Corp. personnel. Any changes will be noted in the Document History section of the report.

Audix Technology Corp.
No. 53-11, Dingfu, Linkou, Dist.,
New Taipei City244,Taiwan
Tel: +886 2 26099301
Fax: +886 2 26099303

Date: 9/24/2020

Test Laboratory: Audix_SAR Lab

P11 802.11a CH140 5700MHz ant2

DUT: 13U70P(SPEED)

Communication System: UID 0, WIFI 5G 802.11a (0); Frequency: 5700 MHz;Duty Cycle:1:1
Medium parameters used: f = 5700 MHz; σ = 5.4 S/m; ε_r = 35.227; ρ = 1000 kg/m^3
Phantom section: Flat Section

DASY Configuration:

- Probe: EX3DV4 - SN7375; ConvF(4.79, 4.79, 4.79) @ 5700 MHz; Calibrated: 12/18/2019
- Sensor-Surface: 2mm (Mechanical Surface Detection), z = 1.0, 31.0
- Electronics: DAE4 Sn679; Calibrated: 5/6/2020
- Phantom: ELI V5.0 (20deg probe tilt); Type: QD OVA 002 AA; Serial: 1170
- DASY52 52.10.4(1527); SEMCAD X 14.6.14(7483)

Area Scan (7x11x1): Measurement grid: dx=10mm, dy=10mm
Maximum value of SAR (measured) = 0.939 W/kg

Zoom Scan (7x7x9)/Cube 0: Measurement grid: dx=4mm, dy=4mm, dz=2.5mm
Reference Value = 1.330 V/m; Power Drift = 0.78 dB
Peak SAR (extrapolated) = 2.30 W/kg
SAR(1 g) = 0.536 W/kg; SAR(10 g) = 0.201 W/kg
Smallest distance from peaks to all points 3 dB below = 9.7 mm
Ratio of SAR at M2 to SAR at M1 = 42%
Maximum value of SAR (measured) = 1.01 W/kg

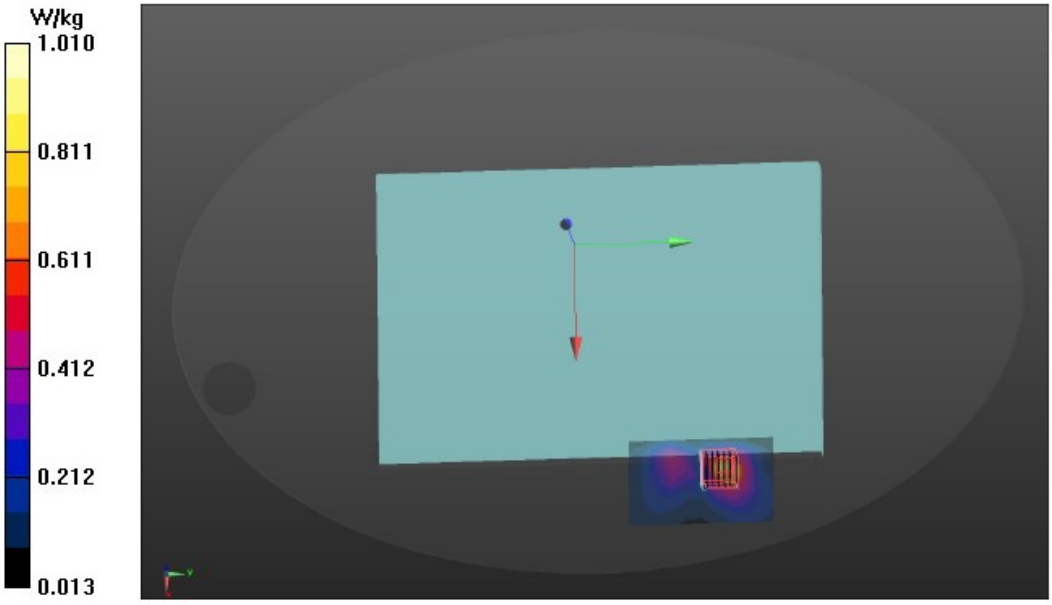

This test report may be reproduced in full only. The document may only be updated by Audix Technology Corp. personnel. Any changes will be noted in the Document History section of the report.

Audix Technology Corp.
No. 53-11, Dingfu, Linkou, Dist.,
New Taipei City244,Taiwan
Tel: +886 2 26099301
Fax: +886 2 26099303

Date: 9/24/2020

Test Laboratory: Audix_SAR Lab

P6 802.11a CH149 5745MHz ant2

DUT: 13U70P(SPEED)

Communication System: UID 0, WIFI 5G 802.11a (0); Frequency: 5745 MHz;Duty Cycle:1:1
Medium parameters used: f = 5745 MHz; σ = 5.452 S/m; ε_r = 35.172; ρ = 1000 kg/m^3
Phantom section: Flat Section

DASY Configuration:

- Probe: EX3DV4 - SN7375; ConvF(4.79, 4.79, 4.79) @ 5745 MHz; Calibrated: 12/18/2019
- Sensor-Surface: 2mm (Mechanical Surface Detection), z = 1.0, 31.0
- Electronics: DAE4 Sn679; Calibrated: 5/6/2020
- Phantom: ELI V5.0 (20deg probe tilt); Type: QD OVA 002 AA; Serial: 1170
- DASY52 52.10.4(1527); SEMCAD X 14.6.14(7483)

Area Scan (7x11x1): Measurement grid: dx=10mm, dy=10mm
Maximum value of SAR (measured) = 2.32 W/kg

Zoom Scan (7x7x9)/Cube 0: Measurement grid: dx=4mm, dy=4mm, dz=2.5mm
Reference Value = 1.212 V/m; Power Drift = 1.39 dB
Peak SAR (extrapolated) = 5.52 W/kg
SAR(1 g) = 1.28 W/kg; SAR(10 g) = 0.451 W/kg
Smallest distance from peaks to all points 3 dB below = 8.8 mm
Ratio of SAR at M2 to SAR at M1 = 42.1%
Maximum value of SAR (measured) = 2.46 W/kg

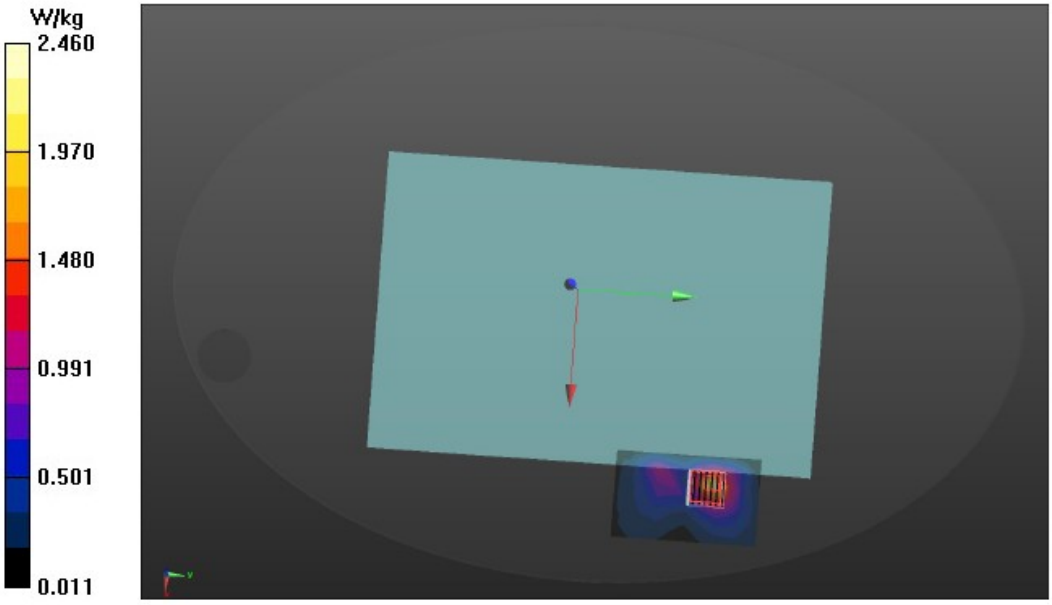

This test report may be reproduced in full only. The document may only be updated by Audix Technology Corp. personnel. Any changes will be noted in the Document History section of the report.

Audix Technology Corp.
No. 53-11, Dingfu, Linkou, Dist.,
New Taipei City244,Taiwan
Tel: +886 2 26099301
Fax: +886 2 26099303

Date: 9/24/2020

Test Laboratory: Audix_SAR Lab

P8 802.11a CH157 5785MHz ant2

DUT: 13U70P(SPEED)

Communication System: UID 0, WIFI 5G 802.11a (0); Frequency: 5785 MHz;Duty Cycle:1:1
Medium parameters used: f = 5785 MHz; σ = 5.467 S/m; ε_r = 35.076; ρ = 1000 kg/m^3
Phantom section: Flat Section

DASY Configuration:

- Probe: EX3DV4 - SN7375; ConvF(4.79, 4.79, 4.79) @ 5785 MHz; Calibrated: 12/18/2019
- Sensor-Surface: 2mm (Mechanical Surface Detection), z = 1.0, 31.0
- Electronics: DAE4 Sn679; Calibrated: 5/6/2020
- Phantom: ELI V5.0 (20deg probe tilt); Type: QD OVA 002 AA; Serial: 1170
- DASY52 52.10.4(1527); SEMCAD X 14.6.14(7483)

Area Scan (7x11x1): Measurement grid: dx=10mm, dy=10mm
Maximum value of SAR (measured) = 2.25 W/kg

Zoom Scan (7x7x9)/Cube 0: Measurement grid: dx=4mm, dy=4mm, dz=2.5mm
Reference Value = 0.9720 V/m; Power Drift = 1.25 dB
Peak SAR (extrapolated) = 6.39 W/kg
SAR(1 g) = 1.22 W/kg; SAR(10 g) = 0.423 W/kg
Smallest distance from peaks to all points 3 dB below = 9.1 mm
Ratio of SAR at M2 to SAR at M1 = 41.3%
Maximum value of SAR (measured) = 2.30 W/kg

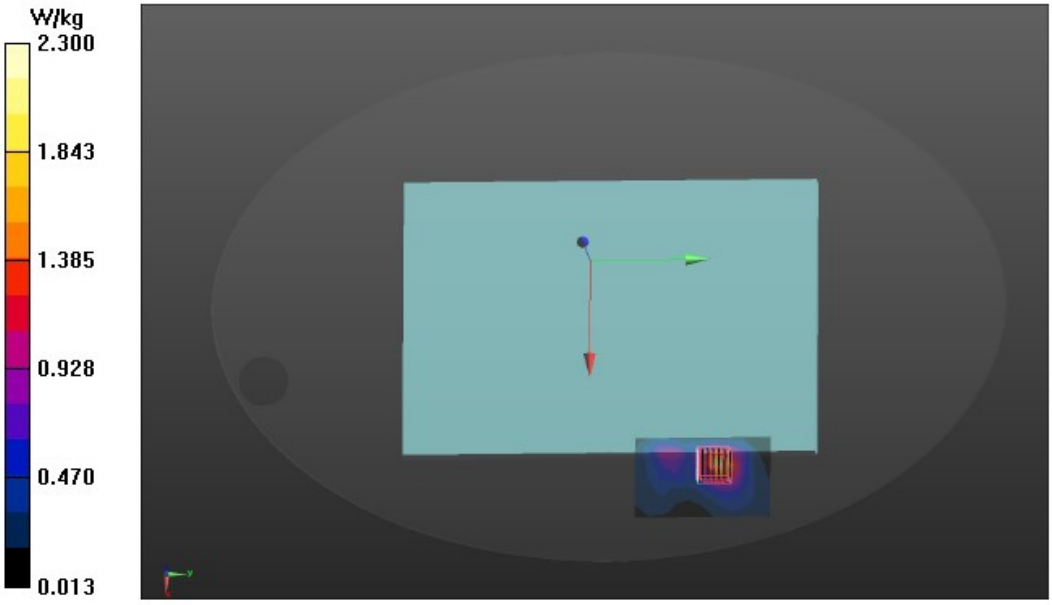

This test report may be reproduced in full only. The document may only be updated by Audix Technology Corp. personnel. Any changes will be noted in the Document History section of the report.

Audix Technology Corp.
No. 53-11, Dingfu, Linkou, Dist.,
New Taipei City244,Taiwan
Tel: +886 2 26099301
Fax: +886 2 26099303

Date: 9/24/2020

Test Laboratory: Audix_SAR Lab

P9 802.11a CH165 5825MHz ant2

DUT: 13U70P(SPEED)

Communication System: UID 0, WIFI 5G 802.11a (0); Frequency: 5825 MHz;Duty Cycle:1:1
Medium parameters used: f = 5825 MHz; σ = 5.481 S/m; ε_r = 35.009; ρ = 1000 kg/m^3
Phantom section: Flat Section

DASY Configuration:

- Probe: EX3DV4 - SN7375; ConvF(4.79, 4.79, 4.79) @ 5825 MHz; Calibrated: 12/18/2019
- Sensor-Surface: 2mm (Mechanical Surface Detection), z = 1.0, 31.0
- Electronics: DAE4 Sn679; Calibrated: 5/6/2020
- Phantom: ELI V5.0 (20deg probe tilt); Type: QD OVA 002 AA; Serial: 1170
- DASY52 52.10.4(1527); SEMCAD X 14.6.14(7483)

Area Scan (7x11x1): Measurement grid: dx=10mm, dy=10mm
Maximum value of SAR (measured) = 1.54 W/kg

Zoom Scan (7x7x9)/Cube 0: Measurement grid: dx=4mm, dy=4mm, dz=2.5mm
Reference Value = 1.293 V/m; Power Drift = 1.08 dB
Peak SAR (extrapolated) = 3.63 W/kg
SAR(1 g) = 0.867 W/kg; SAR(10 g) = 0.323 W/kg
Smallest distance from peaks to all points 3 dB below = 10.4 mm
Ratio of SAR at M2 to SAR at M1 = 42.1%
Maximum value of SAR (measured) = 1.64 W/kg

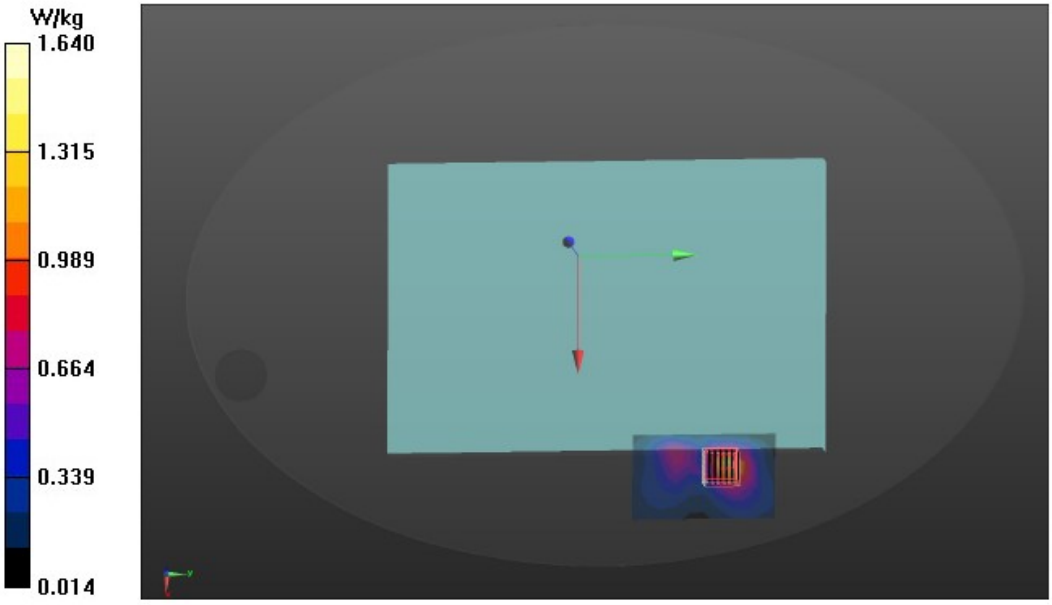

This test report may be reproduced in full only. The document may only be updated by Audix Technology Corp. personnel. Any changes will be noted in the Document History section of the report.

Audix Technology Corp.
No. 53-11, Dingfu, Linkou, Dist.,
New Taipei City244,Taiwan
Tel: +886 2 26099301
Fax: +886 2 26099303

Date: 9/24/2020

Test Laboratory: Audix_SAR Lab

P10 802.11a CH140 5700MHz ant1

DUT: 13U70P(SPEED)

Communication System: UID 0, WIFI 5G 802.11a (0); Frequency: 5700 MHz;Duty Cycle:1:1
Medium parameters used: f = 5700 MHz; σ = 5.4 S/m; ε_r = 35.227; ρ = 1000 kg/m^3
Phantom section: Flat Section

DASY Configuration:

- Probe: EX3DV4 - SN7375; ConvF(4.79, 4.79, 4.79) @ 5700 MHz; Calibrated: 12/18/2019
- Sensor-Surface: 2mm (Mechanical Surface Detection), z = 1.0, 31.0
- Electronics: DAE4 Sn679; Calibrated: 5/6/2020
- Phantom: ELI V5.0 (20deg probe tilt); Type: QD OVA 002 AA; Serial: 1170
- DASY52 52.10.4(1527); SEMCAD X 14.6.14(7483)

Area Scan (7x9x1): Measurement grid: dx=10mm, dy=10mm
Maximum value of SAR (measured) = 0.813 W/kg

Zoom Scan (7x7x9)/Cube 0: Measurement grid: dx=4mm, dy=4mm, dz=2.5mm
Reference Value = 1.305 V/m; Power Drift = 1.43 dB
Peak SAR (extrapolated) = 1.94 W/kg
SAR(1 g) = 0.496 W/kg; SAR(10 g) = 0.205 W/kg
Smallest distance from peaks to all points 3 dB below = 9.1 mm
Ratio of SAR at M2 to SAR at M1 = 43.9%
Maximum value of SAR (measured) = 0.909 W/kg

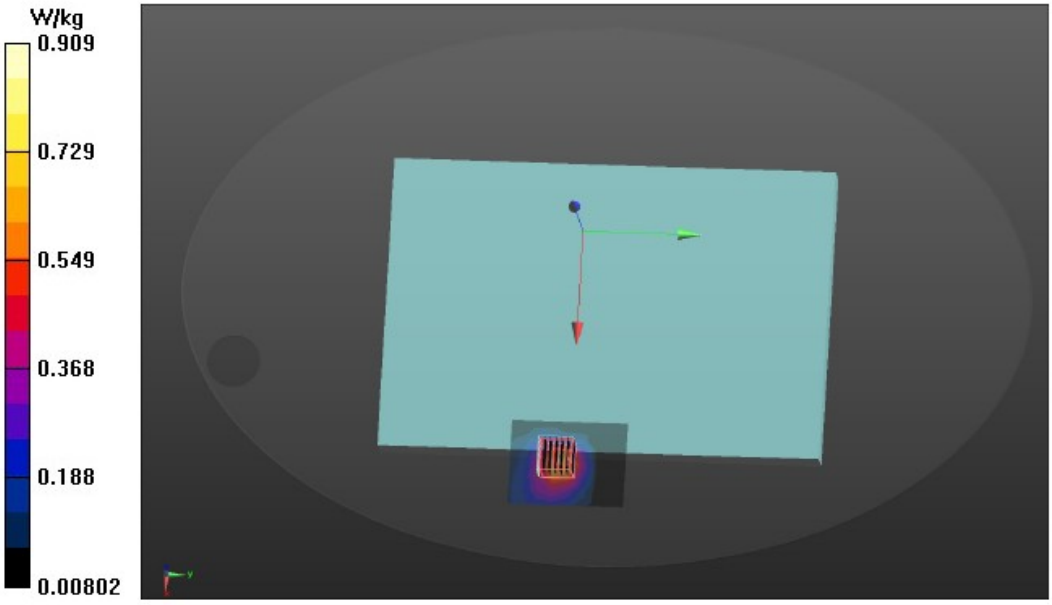

This test report may be reproduced in full only. The document may only be updated by Audix Technology Corp. personnel. Any changes will be noted in the Document History section of the report.

Audix Technology Corp.
No. 53-11, Dingfu, Linkou, Dist.,
New Taipei City244,Taiwan
Tel: +886 2 26099301
Fax: +886 2 26099303

Date: 9/24/2020

Test Laboratory: Audix_SAR Lab

P5 802.11a CH149 5745MHz ant1

DUT: 13U70P(SPEED)

Communication System: UID 0, WIFI 5G 802.11a (0); Frequency: 5745 MHz;Duty Cycle:1:1
Medium parameters used: f = 5745 MHz; σ = 5.452 S/m; ε_r = 35.172; ρ = 1000 kg/m^3
Phantom section: Flat Section

DASY Configuration:

- Probe: EX3DV4 - SN7375; ConvF(4.79, 4.79, 4.79) @ 5745 MHz; Calibrated: 12/18/2019
- Sensor-Surface: 2mm (Mechanical Surface Detection), z = 1.0, 31.0
- Electronics: DAE4 Sn679; Calibrated: 5/6/2020
- Phantom: ELI V5.0 (20deg probe tilt); Type: QD OVA 002 AA; Serial: 1170
- DASY52 52.10.4(1527); SEMCAD X 14.6.14(7483)

Area Scan (7x9x1): Measurement grid: dx=10mm, dy=10mm
Maximum value of SAR (measured) = 1.70 W/kg

Zoom Scan (7x7x9)/Cube 0: Measurement grid: dx=4mm, dy=4mm, dz=2.5mm
Reference Value = 1.423 V/m; Power Drift = 1.10 dB
Peak SAR (extrapolated) = 3.93 W/kg
SAR(1 g) = 0.956 W/kg; SAR(10 g) = 0.368 W/kg
Smallest distance from peaks to all points 3 dB below = 9.7 mm
Ratio of SAR at M2 to SAR at M1 = 42.4%
Maximum value of SAR (measured) = 1.83 W/kg

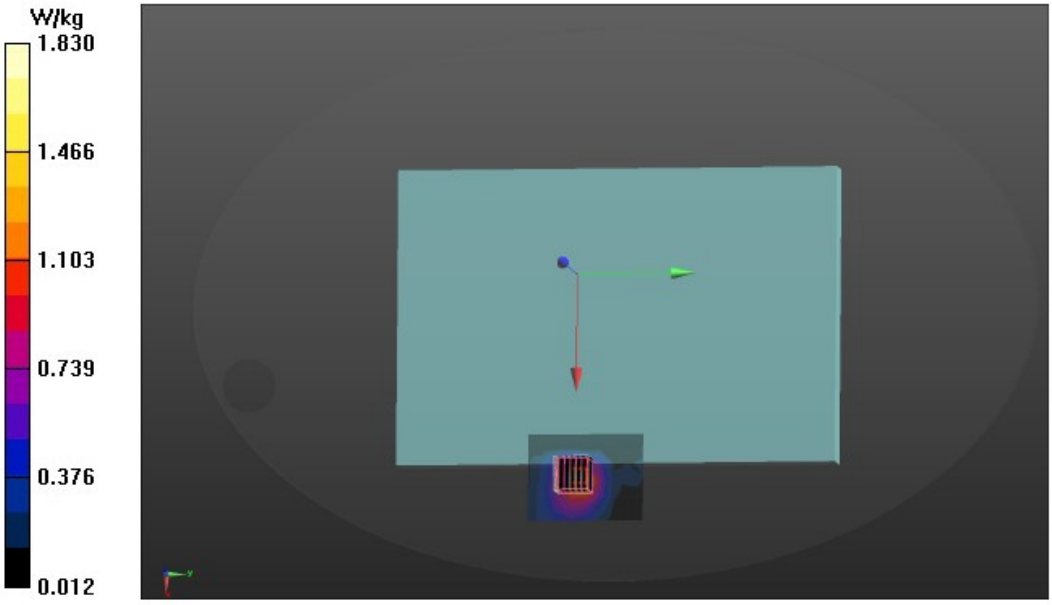

This test report may be reproduced in full only. The document may only be updated by Audix Technology Corp. personnel. Any changes will be noted in the Document History section of the report.

Audix Technology Corp.
No. 53-11, Dingfu, Linkou, Dist.,
New Taipei City244,Taiwan
Tel: +886 2 26099301
Fax: +886 2 26099303

Date: 9/24/2020

Test Laboratory: Audix_SAR Lab

P7 802.11a CH157 5785MHz ant1

DUT: 13U70P(SPEED)

Communication System: UID 0, WIFI 5G 802.11a (0); Frequency: 5785 MHz;Duty Cycle:1:1
Medium parameters used: f = 5785 MHz; σ = 5.467 S/m; ε_r = 35.076; ρ = 1000 kg/m^3
Phantom section: Flat Section

DASY Configuration:

- Probe: EX3DV4 - SN7375; ConvF(4.79, 4.79, 4.79) @ 5785 MHz; Calibrated: 12/18/2019
- Sensor-Surface: 2mm (Mechanical Surface Detection), z = 1.0, 31.0
- Electronics: DAE4 Sn679; Calibrated: 5/6/2020
- Phantom: ELI V5.0 (20deg probe tilt); Type: QD OVA 002 AA; Serial: 1170
- DASY52 52.10.4(1527); SEMCAD X 14.6.14(7483)

Area Scan (7x9x1): Measurement grid: dx=10mm, dy=10mm
Maximum value of SAR (measured) = 0.838 W/kg

Zoom Scan (7x7x9)/Cube 0: Measurement grid: dx=4mm, dy=4mm, dz=2.5mm
Reference Value = 1.254 V/m; Power Drift = 1.03 dB
Peak SAR (extrapolated) = 2.01 W/kg
SAR(1 g) = 0.479 W/kg; SAR(10 g) = 0.186 W/kg
Smallest distance from peaks to all points 3 dB below = 7.4 mm
Ratio of SAR at M2 to SAR at M1 = 42.7%
Maximum value of SAR (measured) = 0.910 W/kg

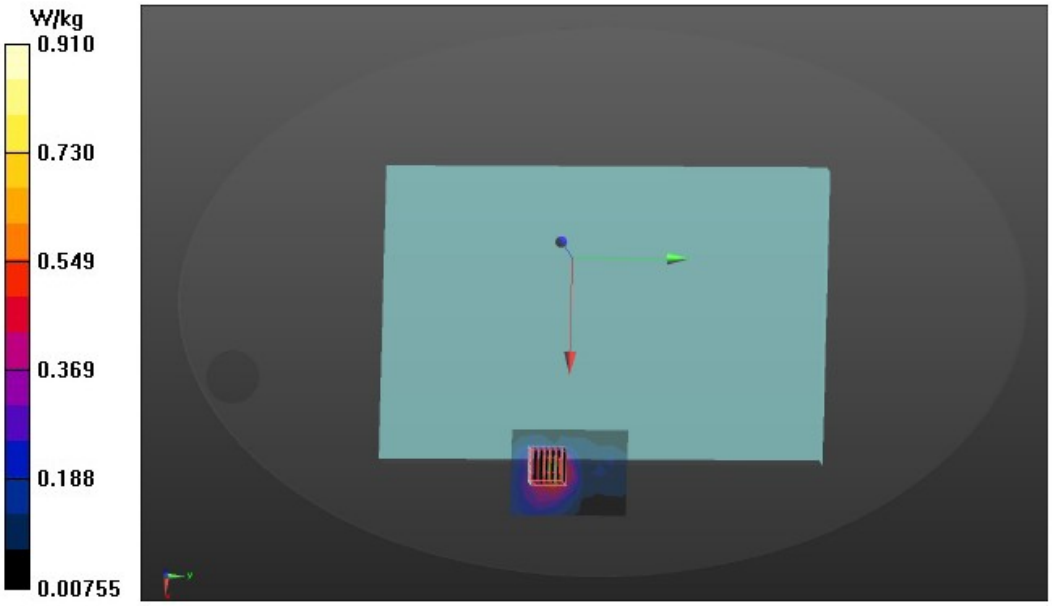

This test report may be reproduced in full only. The document may only be updated by Audix Technology Corp. personnel. Any changes will be noted in the Document History section of the report.

Audix Technology Corp.
No. 53-11, Dingfu, Linkou, Dist.,
New Taipei City244,Taiwan
Tel: +886 2 26099301
Fax: +886 2 26099303

Date: 9/24/2020

Test Laboratory: Audix_SAR Lab

P19 802.11a CH165 5825MHz ant1

DUT: 13U70P(SPEED)

Communication System: UID 0, WIFI 5G 802.11a (0); Frequency: 5825 MHz;Duty Cycle:1:1
Medium parameters used: f = 5825 MHz; σ = 5.481 S/m; ε_r = 35.009; ρ = 1000 kg/m^3
Phantom section: Flat Section

DASY Configuration:

- Probe: EX3DV4 - SN7375; ConvF(4.79, 4.79, 4.79) @ 5825 MHz; Calibrated: 12/18/2019
- Sensor-Surface: 2mm (Mechanical Surface Detection), z = 1.0, 31.0
- Electronics: DAE4 Sn679; Calibrated: 5/6/2020
- Phantom: ELI V5.0 (20deg probe tilt); Type: QD OVA 002 AA; Serial: 1170
- DASY52 52.10.4(1527); SEMCAD X 14.6.14(7483)

Area Scan (7x9x1): Measurement grid: dx=10mm, dy=10mm
Maximum value of SAR (measured) = 1.22 W/kg

Zoom Scan (7x7x9)/Cube 0: Measurement grid: dx=4mm, dy=4mm, dz=2.5mm
Reference Value = 1.793 V/m; Power Drift = 0.85 dB
Peak SAR (extrapolated) = 2.82 W/kg
SAR(1 g) = 0.687 W/kg; SAR(10 g) = 0.257 W/kg
Smallest distance from peaks to all points 3 dB below = 9.3 mm
Ratio of SAR at M2 to SAR at M1 = 42.2%
Maximum value of SAR (measured) = 1.34 W/kg

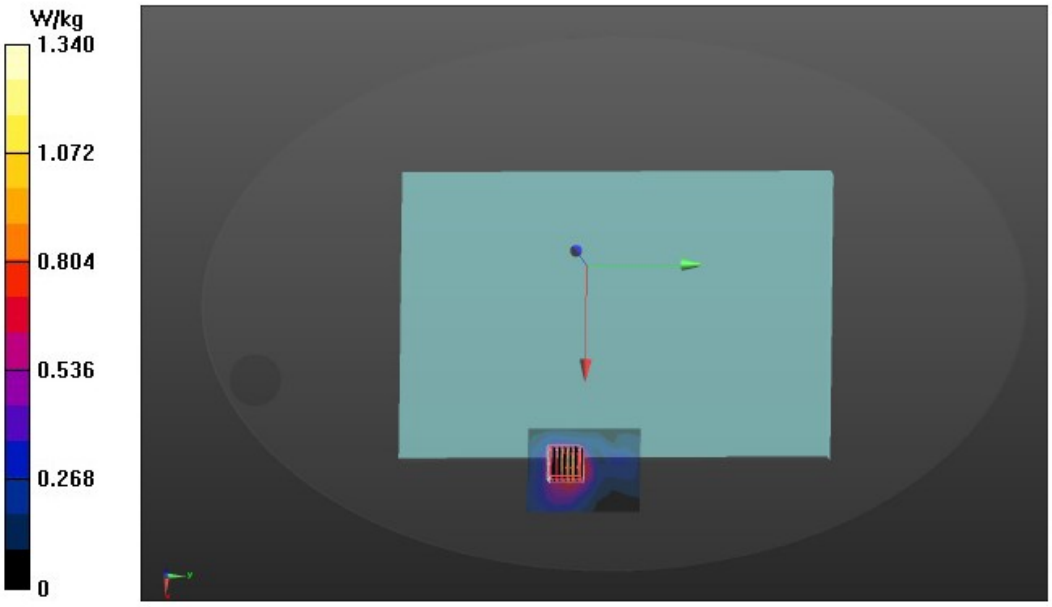

This test report may be reproduced in full only. The document may only be updated by Audix Technology Corp. personnel. Any changes will be noted in the Document History section of the report.

Audix Technology Corp.
No. 53-11, Dingfu, Linkou, Dist.,
New Taipei City244,Taiwan
Tel: +886 2 26099301
Fax: +886 2 26099303

Repeated SAR measurement

This test report may be reproduced in full only. The document may only be updated by Audix Technology Corp. personnel. Any changes will be noted in the Document History section of the report.

Audix Technology Corp.
No. 53-11, Dingfu, Linkou, Dist.,
New Taipei City244,Taiwan
Tel: +886 2 26099301
Fax: +886 2 26099303

Test SKU: SKU #1 with AWAN Antenna

Date: 9/23/2020

Test Laboratory: Audix_SAR Lab

P21 802.11a CH116 5580MHz ant2

DUT: 13U70P(AWAN)

Communication System: UID 0, WIFI 5G 802.11a (0); Frequency: 5580 MHz;Duty Cycle:1:1
Medium parameters used: f = 5580 MHz; σ = 5.268 S/m; ε_r = 35.435; ρ = 1000 kg/m^3
Phantom section: Flat Section

DASY Configuration:

- Probe: EX3DV4 - SN7375; ConvF(4.63, 4.63, 4.63) @ 5580 MHz; Calibrated: 12/18/2019
- Sensor-Surface: 2mm (Mechanical Surface Detection), z = 1.0, 31.0
- Electronics: DAE4 Sn679; Calibrated: 5/6/2020
- Phantom: ELI V5.0 (20deg probe tilt); Type: QD OVA 002 AA; Serial: 1170
- DASY52 52.10.4(1527); SEMCAD X 14.6.14(7483)

Area Scan (7x11x1): Measurement grid: dx=10mm, dy=10mm
Maximum value of SAR (measured) = 1.36 W/kg

Zoom Scan (7x7x9)/Cube 0: Measurement grid: dx=4mm, dy=4mm, dz=2.5mm
Reference Value = 0.3840 V/m; Power Drift = 0.32 dB
Peak SAR (extrapolated) = 4.35 W/kg
SAR(1 g) = 1.04 W/kg; SAR(10 g) = 0.295 W/kg
Smallest distance from peaks to all points 3 dB below = 8.7 mm
Ratio of SAR at M2 to SAR at M1 = 49.4%
Maximum value of SAR (measured) = 1.94 W/kg

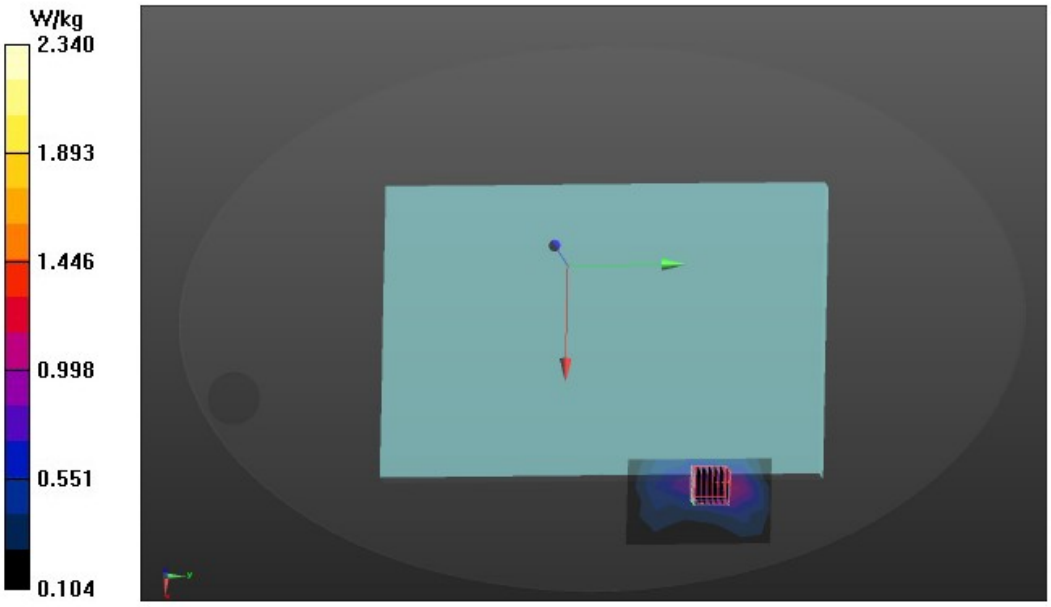

This test report may be reproduced in full only. The document may only be updated by Audix Technology Corp. personnel. Any changes will be noted in the Document History section of the report.

Audix Technology Corp.
No. 53-11, Dingfu, Linkou, Dist.,
New Taipei City244,Taiwan
Tel: +886 2 26099301
Fax: +886 2 26099303

Date: 9/24/2020

Test Laboratory: Audix_SAR Lab

P22 802.11a CH149 5745MHz ant2

DUT: 13U70P(AWAN)

Communication System: UID 0, WIFI 5G 802.11a (0); Frequency: 5745 MHz;Duty Cycle:1:1
Medium parameters used: f = 5745 MHz; σ = 5.452 S/m; ε_r = 35.172; ρ = 1000 kg/m^3
Phantom section: Flat Section

DASY Configuration:

- Probe: EX3DV4 - SN7375; ConvF(4.79, 4.79, 4.79) @ 5745 MHz; Calibrated: 12/18/2019
- Sensor-Surface: 2mm (Mechanical Surface Detection), z = 1.0, 31.0
- Electronics: DAE4 Sn679; Calibrated: 5/6/2020
- Phantom: ELI V5.0 (20deg probe tilt); Type: QD OVA 002 AA; Serial: 1170
- DASY52 52.10.4(1527); SEMCAD X 14.6.14(7483)

Area Scan (7x11x1): Measurement grid: dx=10mm, dy=10mm
Maximum value of SAR (measured) = 1.45 W/kg

Zoom Scan (7x7x9)/Cube 0: Measurement grid: dx=4mm, dy=4mm, dz=2.5mm
Reference Value = 1.244 V/m; Power Drift = 0.11 dB
Peak SAR (extrapolated) = 5.06 W/kg
SAR(1 g) = 1.11 W/kg; SAR(10 g) = 0.374 W/kg
Smallest distance from peaks to all points 3 dB below = 8.4 mm
Ratio of SAR at M2 to SAR at M1 = 42.7%
Maximum value of SAR (measured) = 2.22 W/kg

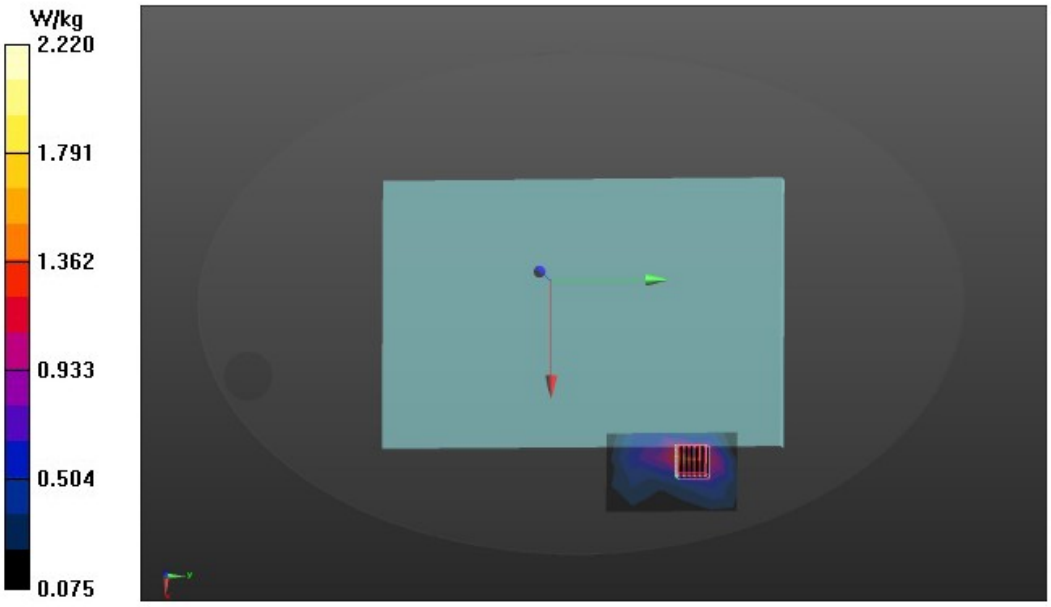

This test report may be reproduced in full only. The document may only be updated by Audix Technology Corp. personnel. Any changes will be noted in the Document History section of the report.

Audix Technology Corp.
No. 53-11, Dingfu, Linkou, Dist.,
New Taipei City244,Taiwan
Tel: +886 2 26099301
Fax: +886 2 26099303

Date: 9/24/2020

Test Laboratory: Audix_SAR Lab

P23 802.11a CH157 5785MHz ant2

DUT: 13U70P(AWAN)

Communication System: UID 0, WIFI 5G 802.11a (0); Frequency: 5785 MHz;Duty Cycle:1:1
Medium parameters used: f = 5785 MHz; σ = 5.467 S/m; ε_r = 35.076; ρ = 1000 kg/m^3
Phantom section: Flat Section

DASY Configuration:

- Probe: EX3DV4 - SN7375; ConvF(4.79, 4.79, 4.79) @ 5785 MHz; Calibrated: 12/18/2019
- Sensor-Surface: 2mm (Mechanical Surface Detection), z = 1.0, 31.0
- Electronics: DAE4 Sn679; Calibrated: 5/6/2020
- Phantom: ELI V5.0 (20deg probe tilt); Type: QD OVA 002 AA; Serial: 1170
- DASY52 52.10.4(1527); SEMCAD X 14.6.14(7483)

Area Scan (7x11x1): Measurement grid: dx=10mm, dy=10mm
Maximum value of SAR (measured) = 1.40 W/kg

Zoom Scan (7x7x9)/Cube 0: Measurement grid: dx=4mm, dy=4mm, dz=2.5mm
Reference Value = 1.125 V/m; Power Drift = 0.02 dB
Peak SAR (extrapolated) = 4.23 W/kg
SAR(1 g) = 1.07 W/kg; SAR(10 g) = 0.233 W/kg
Smallest distance from peaks to all points 3 dB below = 9.5 mm
Ratio of SAR at M2 to SAR at M1 = 42.5%
Maximum value of SAR (measured) = 2.29 W/kg

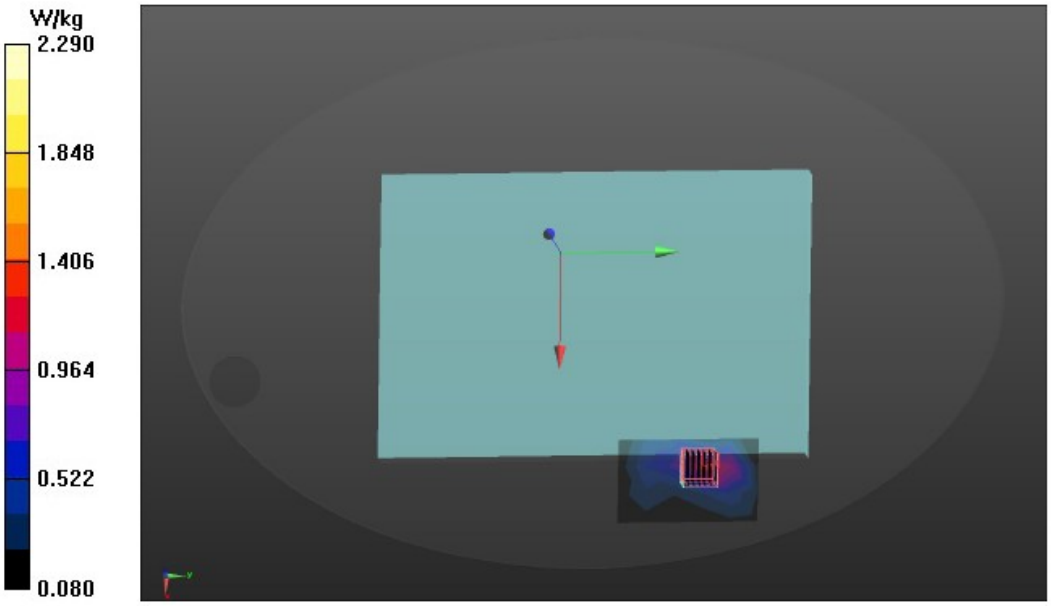

This test report may be reproduced in full only. The document may only be updated by Audix Technology Corp. personnel. Any changes will be noted in the Document History section of the report.

Audix Technology Corp.
No. 53-11, Dingfu, Linkou, Dist.,
New Taipei City244,Taiwan
Tel: +886 2 26099301
Fax: +886 2 26099303

Date: 9/24/2020

Test Laboratory: Audix_SAR Lab

P24 802.11a CH165 5825MHz ant2

DUT: 13U70P(AWAN)

Communication System: UID 0, WIFI 5G 802.11a (0); Frequency: 5825 MHz;Duty Cycle:1:1
Medium parameters used: f = 5825 MHz; σ = 5.481 S/m; ε_r = 35.009; ρ = 1000 kg/m^3
Phantom section: Flat Section

DASY Configuration:

- Probe: EX3DV4 - SN7375; ConvF(4.79, 4.79, 4.79) @ 5825 MHz; Calibrated: 12/18/2019
- Sensor-Surface: 2mm (Mechanical Surface Detection), z = 1.0, 31.0
- Electronics: DAE4 Sn679; Calibrated: 5/6/2020
- Phantom: ELI V5.0 (20deg probe tilt); Type: QD OVA 002 AA; Serial: 1170
- DASY52 52.10.4(1527); SEMCAD X 14.6.14(7483)

Area Scan (7x11x1): Measurement grid: dx=10mm, dy=10mm
Maximum value of SAR (measured) = 1.44 W/kg

Zoom Scan (7x7x9)/Cube 0: Measurement grid: dx=4mm, dy=4mm, dz=2.5mm
Reference Value = 1.459 V/m; Power Drift = 1.71 dB
Peak SAR (extrapolated) = 4.81 W/kg
SAR(1 g) = 0.962 W/kg; SAR(10 g) = 0.255 W/kg
Smallest distance from peaks to all points 3 dB below = 9.2 mm
Ratio of SAR at M2 to SAR at M1 = 49.1%
Maximum value of SAR (measured) = 1.63 W/kg

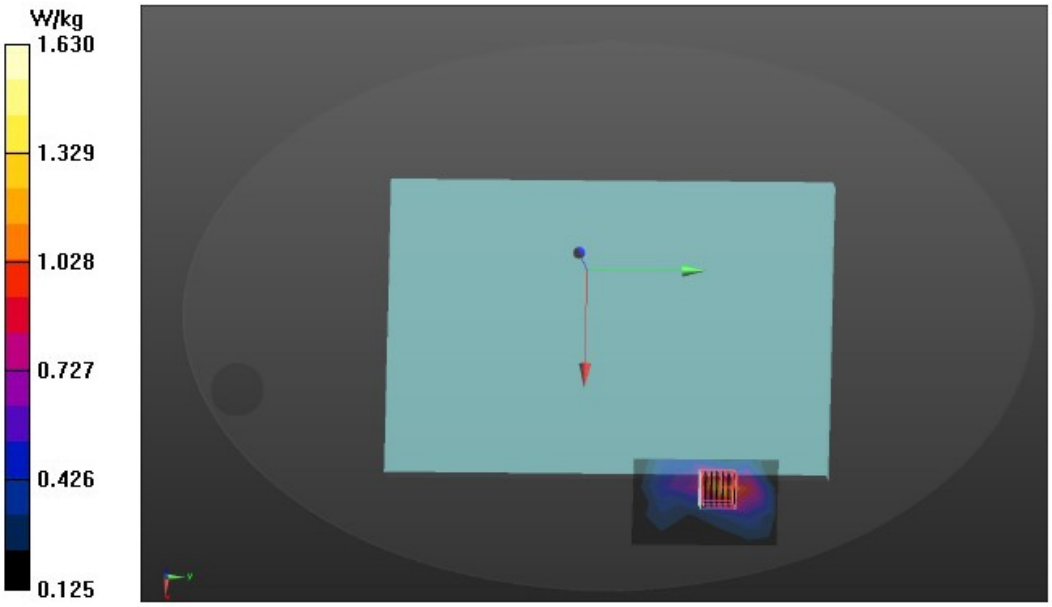

This test report may be reproduced in full only. The document may only be updated by Audix Technology Corp. personnel. Any changes will be noted in the Document History section of the report.

Audix Technology Corp.
No. 53-11, Dingfu, Linkou, Dist.,
New Taipei City244,Taiwan
Tel: +886 2 26099301
Fax: +886 2 26099303

Test SKU: SKU #2 with Speed Antenna

Date: 9/24/2020

Test Laboratory: Audix_SAR Lab

P22 802.11a CH116 5580MHz ant2

DUT: 13U70P(SPEED)

Communication System: UID 0, WIFI 5G 802.11a (0); Frequency: 5580 MHz;Duty Cycle:1:1
Medium parameters used: f = 5580 MHz; σ = 5.268 S/m; ε_r = 35.435; ρ = 1000 kg/m^3
Phantom section: Flat Section

DASY Configuration:

- Probe: EX3DV4 - SN7375; ConvF(4.63, 4.63, 4.63) @ 5580 MHz; Calibrated: 12/18/2019
- Sensor-Surface: 2mm (Mechanical Surface Detection), z = 1.0, 31.0
- Electronics: DAE4 Sn679; Calibrated: 5/6/2020
- Phantom: ELI V5.0 (20deg probe tilt); Type: QD OVA 002 AA; Serial: 1170
- DASY52 52.10.4(1527); SEMCAD X 14.6.14(7483)

Area Scan (7x11x1): Measurement grid: dx=10mm, dy=10mm
Maximum value of SAR (measured) = 1.88 W/kg

Zoom Scan (7x7x9)/Cube 0: Measurement grid: dx=4mm, dy=4mm, dz=2.5mm
Reference Value = 1.596 V/m; Power Drift = -0.96 dB
Peak SAR (extrapolated) = 4.39 W/kg
SAR(1 g) = 1.07 W/kg; SAR(10 g) = 0.384 W/kg
Smallest distance from peaks to all points 3 dB below = 8.9 mm
Ratio of SAR at M2 to SAR at M1 = 43.3%
Maximum value of SAR (measured) = 2.01 W/kg

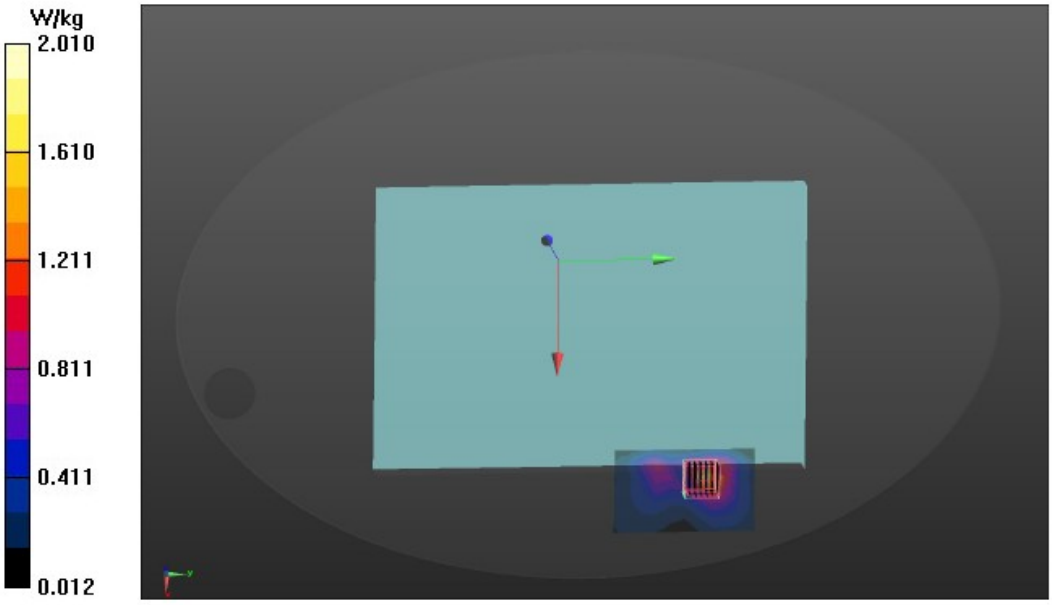

This test report may be reproduced in full only. The document may only be updated by Audix Technology Corp. personnel. Any changes will be noted in the Document History section of the report.

Audix Technology Corp.
No. 53-11, Dingfu, Linkou, Dist.,
New Taipei City244,Taiwan
Tel: +886 2 26099301
Fax: +886 2 26099303

Date: 9/24/2020

Test Laboratory: Audix_SAR Lab

P21 802.11a CH116 5580MHz ant1

DUT: 13U70P(SPEED)

Communication System: UID 0, WIFI 5G 802.11a (0); Frequency: 5580 MHz;Duty Cycle:1:1
Medium parameters used: f = 5580 MHz; σ = 5.268 S/m; ε_r = 35.435; ρ = 1000 kg/m^3
Phantom section: Flat Section

DASY Configuration:

- Probe: EX3DV4 - SN7375; ConvF(4.63, 4.63, 4.63) @ 5580 MHz; Calibrated: 12/18/2019
- Sensor-Surface: 2mm (Mechanical Surface Detection), z = 1.0, 31.0
- Electronics: DAE4 Sn679; Calibrated: 5/6/2020
- Phantom: ELI V5.0 (20deg probe tilt); Type: QD OVA 002 AA; Serial: 1170
- DASY52 52.10.4(1527); SEMCAD X 14.6.14(7483)

Area Scan (7x9x1): Measurement grid: dx=10mm, dy=10mm
Maximum value of SAR (measured) = 1.14 W/kg

Zoom Scan (7x7x9)/Cube 0: Measurement grid: dx=4mm, dy=4mm, dz=2.5mm
Reference Value = 1.987 V/m; Power Drift = -1.47 dB
Peak SAR (extrapolated) = 3.03 W/kg
SAR(1 g) = 0.817 W/kg; SAR(10 g) = 0.330 W/kg
Smallest distance from peaks to all points 3 dB below = 9.9 mm
Ratio of SAR at M2 to SAR at M1 = 44.2%
Maximum value of SAR (measured) = 1.48 W/kg

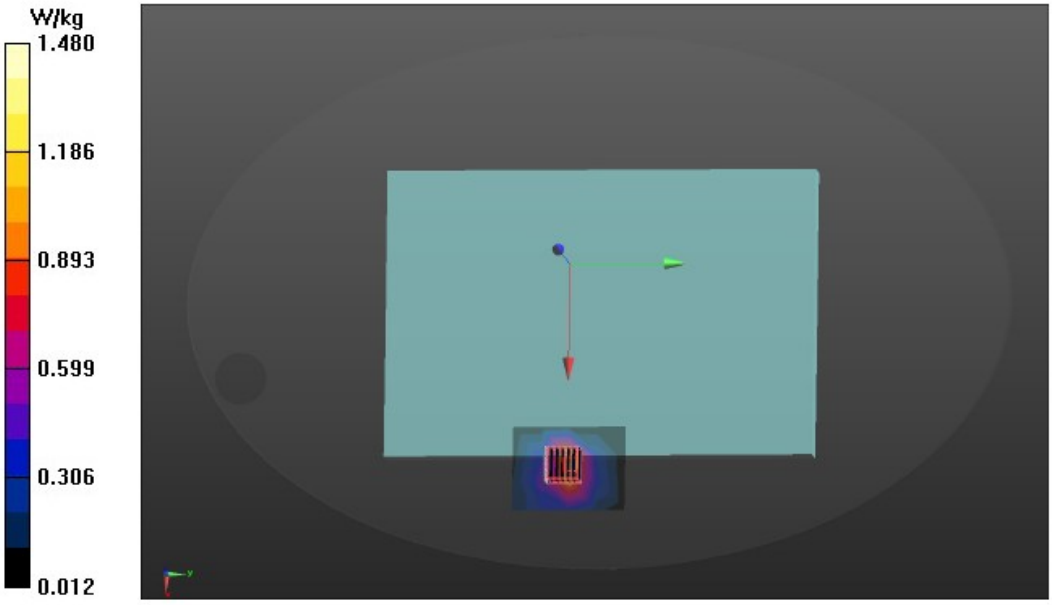

This test report may be reproduced in full only. The document may only be updated by Audix Technology Corp. personnel. Any changes will be noted in the Document History section of the report.

Audix Technology Corp.
No. 53-11, Dingfu, Linkou, Dist.,
New Taipei City244,Taiwan
Tel: +886 2 26099301
Fax: +886 2 26099303

Date: 9/24/2020

Test Laboratory: Audix_SAR Lab

P25 802.11a CH149 5745MHz ant2

DUT: 13U70P(SPEED)

Communication System: UID 0, WIFI 5G 802.11a (0); Frequency: 5745 MHz;Duty Cycle:1:1
Medium parameters used: f = 5745 MHz; σ = 5.452 S/m; ε_r = 35.172; ρ = 1000 kg/m^3
Phantom section: Flat Section

DASY Configuration:

- Probe: EX3DV4 - SN7375; ConvF(4.79, 4.79, 4.79) @ 5745 MHz; Calibrated: 12/18/2019
- Sensor-Surface: 2mm (Mechanical Surface Detection), z = 1.0, 31.0
- Electronics: DAE4 Sn679; Calibrated: 5/6/2020
- Phantom: ELI V5.0 (20deg probe tilt); Type: QD OVA 002 AA; Serial: 1170
- DASY52 52.10.4(1527); SEMCAD X 14.6.14(7483)

Area Scan (7x11x1): Measurement grid: dx=10mm, dy=10mm
Maximum value of SAR (measured) = 2.31 W/kg

Zoom Scan (7x7x9)/Cube 0: Measurement grid: dx=4mm, dy=4mm, dz=2.5mm
Reference Value = 1.257 V/m; Power Drift = 1.81 dB
Peak SAR (extrapolated) = 5.54 W/kg
SAR(1 g) = 1.28 W/kg; SAR(10 g) = 0.454 W/kg
Smallest distance from peaks to all points 3 dB below = 8.4 mm
Ratio of SAR at M2 to SAR at M1 = 41.2%
Maximum value of SAR (measured) = 2.46 W/kg

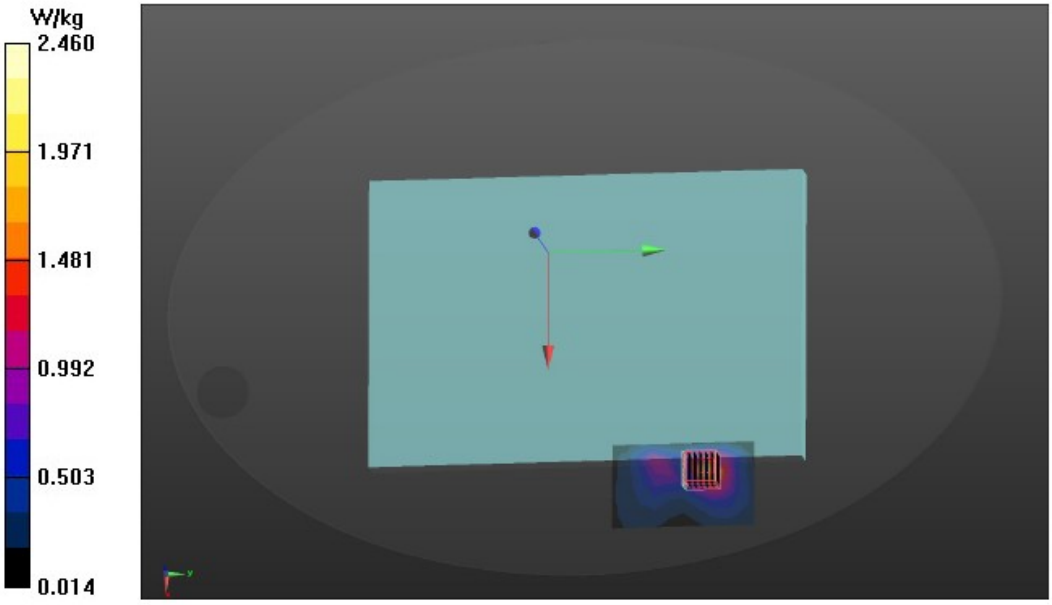

This test report may be reproduced in full only. The document may only be updated by Audix Technology Corp. personnel. Any changes will be noted in the Document History section of the report.

Audix Technology Corp.
No. 53-11, Dingfu, Linkou, Dist.,
New Taipei City244,Taiwan
Tel: +886 2 26099301
Fax: +886 2 26099303

Date: 9/24/2020

Test Laboratory: Audix_SAR Lab

P27 802.11a CH157 5785MHz ant2

DUT: 13U70P(SPEED)

Communication System: UID 0, WIFI 5G 802.11a (0); Frequency: 5785 MHz;Duty Cycle:1:1
Medium parameters used: f = 5785 MHz; σ = 5.467 S/m; ε_r = 35.076; ρ = 1000 kg/m^3
Phantom section: Flat Section

DASY Configuration:

- Probe: EX3DV4 - SN7375; ConvF(4.79, 4.79, 4.79) @ 5785 MHz; Calibrated: 12/18/2019
- Sensor-Surface: 2mm (Mechanical Surface Detection), z = 1.0, 31.0
- Electronics: DAE4 Sn679; Calibrated: 5/6/2020
- Phantom: ELI V5.0 (20deg probe tilt); Type: QD OVA 002 AA; Serial: 1170
- DASY52 52.10.4(1527); SEMCAD X 14.6.14(7483)

Area Scan (7x11x1): Measurement grid: dx=10mm, dy=10mm
Maximum value of SAR (measured) = 1.83 W/kg

Zoom Scan (7x7x9)/Cube 0: Measurement grid: dx=4mm, dy=4mm, dz=2.5mm
Reference Value = 0.6140 V/m; Power Drift = 0.71 dB
Peak SAR (extrapolated) = 4.47 W/kg
SAR(1 g) = 1.04 W/kg; SAR(10 g) = 0.373 W/kg
Smallest distance from peaks to all points 3 dB below = 9.1 mm
Ratio of SAR at M2 to SAR at M1 = 42%
Maximum value of SAR (measured) = 1.99 W/kg

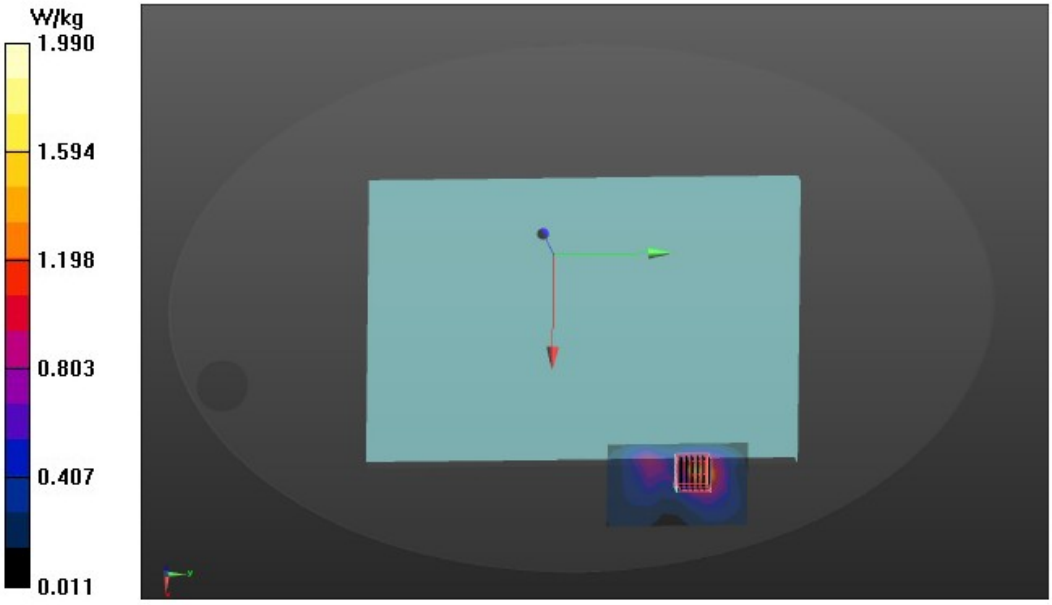

This test report may be reproduced in full only. The document may only be updated by Audix Technology Corp. personnel. Any changes will be noted in the Document History section of the report.

Audix Technology Corp.
No. 53-11, Dingfu, Linkou, Dist.,
New Taipei City244,Taiwan
Tel: +886 2 26099301
Fax: +886 2 26099303

Date: 9/24/2020

Test Laboratory: Audix_SAR Lab

P29 802.11a CH165 5825MHz ant2

DUT: 13U70P(SPEED)

Communication System: UID 0, WIFI 5G 802.11a (0); Frequency: 5825 MHz;Duty Cycle:1:1
Medium parameters used: f = 5825 MHz; σ = 5.481 S/m; ε_r = 35.009; ρ = 1000 kg/m^3
Phantom section: Flat Section

DASY Configuration:

- Probe: EX3DV4 - SN7375; ConvF(4.79, 4.79, 4.79) @ 5825 MHz; Calibrated: 12/18/2019
- Sensor-Surface: 2mm (Mechanical Surface Detection), z = 1.0, 31.0
- Electronics: DAE4 Sn679; Calibrated: 5/6/2020
- Phantom: ELI V5.0 (20deg probe tilt); Type: QD OVA 002 AA; Serial: 1170
- DASY52 52.10.4(1527); SEMCAD X 14.6.14(7483)

Area Scan (7x11x1): Measurement grid: dx=10mm, dy=10mm
Maximum value of SAR (measured) = 1.53 W/kg

Zoom Scan (7x7x9)/Cube 0: Measurement grid: dx=4mm, dy=4mm, dz=2.5mm
Reference Value = 1.011 V/m; Power Drift = 0.60 dB
Peak SAR (extrapolated) = 3.70 W/kg
SAR(1 g) = 0.868 W/kg; SAR(10 g) = 0.322 W/kg
Smallest distance from peaks to all points 3 dB below = 9.6 mm
Ratio of SAR at M2 to SAR at M1 = 41.1%
Maximum value of SAR (measured) = 1.65 W/kg

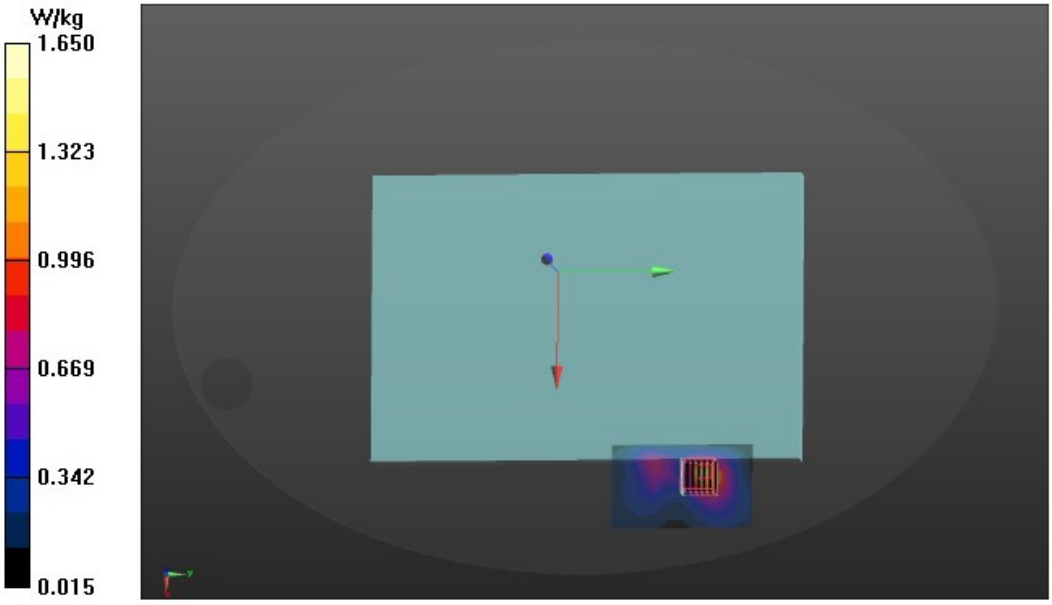

This test report may be reproduced in full only. The document may only be updated by Audix Technology Corp. personnel. Any changes will be noted in the Document History section of the report.

Audix Technology Corp.
No. 53-11, Dingfu, Linkou, Dist.,
New Taipei City244,Taiwan
Tel: +886 2 26099301
Fax: +886 2 26099303

Date: 9/24/2020

Test Laboratory: Audix_SAR Lab

P24 802.11a CH149 5745MHz ant1

DUT: 13U70P(SPEED)

Communication System: UID 0, WIFI 5G 802.11a (0); Frequency: 5745 MHz;Duty Cycle:1:1
Medium parameters used: f = 5745 MHz; σ = 5.452 S/m; ε_r = 35.172; ρ = 1000 kg/m^3
Phantom section: Flat Section

DASY Configuration:

- Probe: EX3DV4 - SN7375; ConvF(4.79, 4.79, 4.79) @ 5745 MHz; Calibrated: 12/18/2019
- Sensor-Surface: 2mm (Mechanical Surface Detection), z = 1.0, 31.0
- Electronics: DAE4 Sn679; Calibrated: 5/6/2020
- Phantom: ELI V5.0 (20deg probe tilt); Type: QD OVA 002 AA; Serial: 1170
- DASY52 52.10.4(1527); SEMCAD X 14.6.14(7483)

Area Scan (7x9x1): Measurement grid: dx=10mm, dy=10mm
Maximum value of SAR (measured) = 1.71 W/kg

Zoom Scan (7x7x9)/Cube 0: Measurement grid: dx=4mm, dy=4mm, dz=2.5mm
Reference Value = 1.496 V/m; Power Drift = -0.78 dB
Peak SAR (extrapolated) = 3.97 W/kg
SAR(1 g) = 0.967 W/kg; SAR(10 g) = 0.377 W/kg
Smallest distance from peaks to all points 3 dB below = 9.7 mm
Ratio of SAR at M2 to SAR at M1 = 42.1%
Maximum value of SAR (measured) = 1.87 W/kg

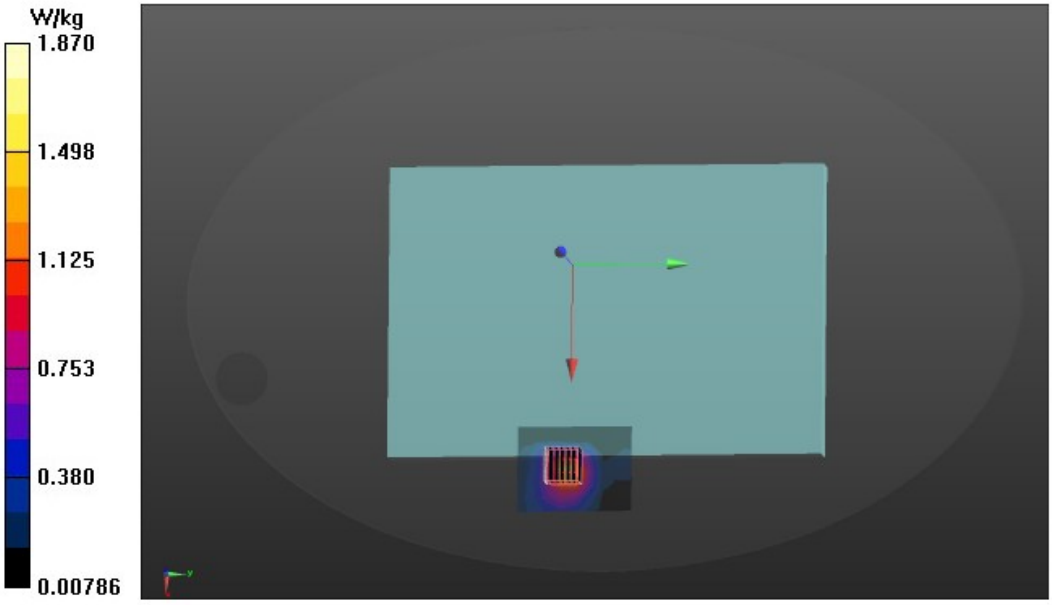

This test report may be reproduced in full only. The document may only be updated by Audix Technology Corp. personnel. Any changes will be noted in the Document History section of the report.