Audix Technology Corp.
No. 53-11, Dingfu, Linkou, Dist.,
New Taipei City244, Taiwan

Tel: +886 2 26099301
Fax: +886 2 26099303

TABLE OF CONTENTS

A.1 CONDUCTED EMISSION 2
A.2 RADIATED EMISSION 6
A.2.1 Emissions within Restricted Frequency Bands 6
A.2.2 Emissions outside the frequency band: 101
A.2.3 Emissions in Non-restricted Frequency Bands: 104
A.3 6dB/OCCUPIED BANDWIDTH 105
A.3.1 Emission Bandwidth Result 105
A.3.2 Measurement Plots 107
A.4 MAXIMUM PEAK OUTPUT POWER 113
A.4.1 Peak Output Power 113
A.4.2 Average Output Power (Reporting only) 131
A.4.3 Measurement Plots 147
A.5 EMISSION LIMITATIONS 149
A.6 POWER SPECTRAL DENSITY 176
A.6.1 Power Spectral Density Result 176
A.6.2 Measurement Plots 178

This test report may be reproduced in full only. The document may only be updated by Audix Technology Corp. personnel. Any changes will be noted in the Document History section of the report.

Audix Technology Corp.
No. 53-11, Dingfu, Linkou, Dist.,
New Taipei City244, Taiwan
Tel: +886 2 26099301
Fax: +886 2 26099303

A.1 CONDUCTED EMISSION

Test Date	2019/10/01	Temp./Hum.	24℃/57%
Test Voltage	AC 120V 60Hz (Via AC Adapter)	Tested By	Chucky Chiu
Tested SKU	SKU #1	Test Model	14Z90N

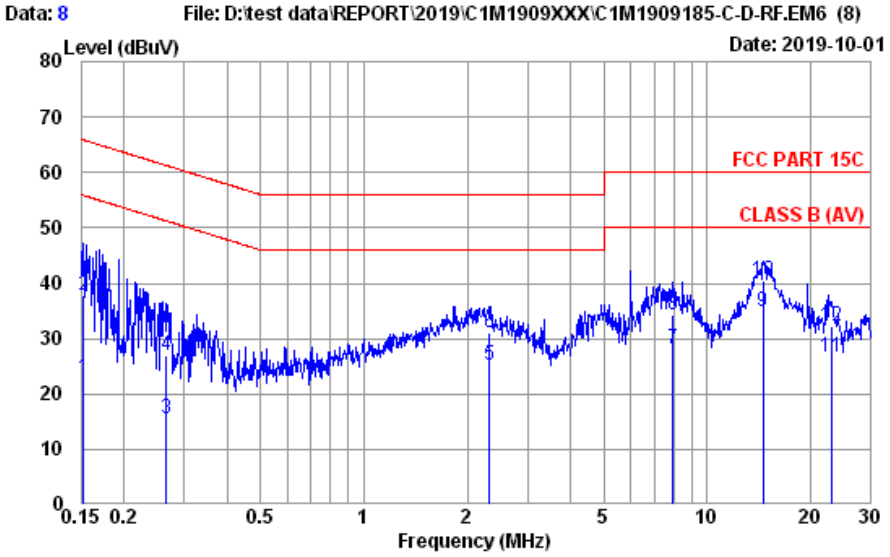

Site no. : No.8 Shielded Room
Condition : ENV4200 100169
Limit : FCC PART 15C
Env. / Ins. : 24*C / 57% ESR3 (1774)
EUT : 14Z90N
Power Rating : 120Vac/60Hz
Test Mode : Operating

Data no. : 8
LISN Phase : NEUTRAL
Engineer : Chucky Chiu

	Freq. (MHz)	AMN Factor (dB)	Cable Loss (dB)	Pulse Att. (dB)	Reading (dBμV)	Emission Level (dBμV)	Limits (dBμV)	Margin (dB)	Remark
1	0.152	10.70	0.04	9.86	2.22	22.82	55.87	33.05	Average
2	0.152	10.70	0.04	9.86	17.14	37.74	65.87	28.13	QP
3	0.266	10.57	0.04	9.86	-5.03	15.44	51.25	35.81	Average
4	0.266	10.57	0.04	9.86	6.36	26.83	61.25	34.42	QP
5	2.321	10.54	0.07	9.86	4.77	25.24	46.00	20.76	Average
6	2.321	10.54	0.07	9.86	10.54	31.01	56.00	24.99	QP
7	7.935	11.18	0.13	9.88	7.06	28.25	50.00	21.75	Average
8	7.935	11.18	0.13	9.88	13.16	34.35	60.00	25.65	QP
9	14.517	12.55	0.16	9.92	12.20	34.83	50.00	15.17	Average
10	14.517	12.55	0.16	9.92	17.68	40.31	60.00	19.69	QP
11	23.140	14.53	0.21	9.97	2.06	26.77	50.00	23.23	Average
12	23.140	14.53	0.21	9.97	7.67	32.38	60.00	27.62	QP

Remarks: 1. Emission Level= AMN Factor + Cable Loss + Pulse Att. + Reading.
2. If the average limit is met when useing a quasi-peak detector, the EUT shall be deemed to meet both limits and measurement with average detector is unnecessary.

This test report may be reproduced in full only. The document may only be updated by Audix Technology Corp. personnel. Any changes will be noted in the Document History section of the report.

Audix Technology Corp.
No. 53-11, Dingfu, Linkou, Dist.,
New Taipei City244, Taiwan

Tel: +886 2 26099301
Fax: +886 2 26099303

Test Date	2019/10/01	Temp./Hum.	24℃/57%
Test Voltage	AC 120V 60Hz (Via AC Adapter)	Tested By	Chucky Chiu
Tested SKU	SKU #1	Test Model	14Z90N

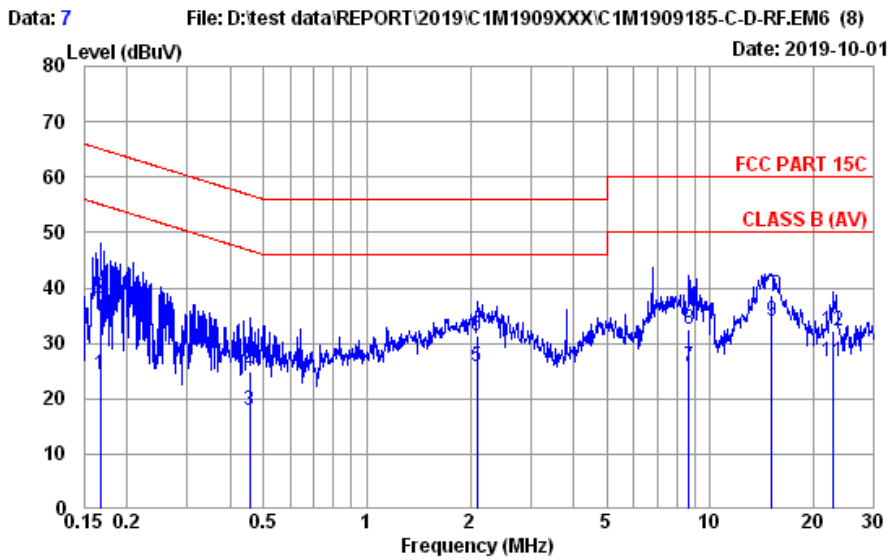

Site no. : No.8 Shielded Room
Condition : ENV4200 100169
Limit : FCC PART 15C
Env. / Ins. : 24°C / 57% ESR3 (1774)
EUT : 14Z90N
Power Rating : 120Vac/60Hz
Test Mode : Operating

Data no. : 7
LISN Phase : LINE
Engineer : Chucky Chiu

	Freq. (MHz)	AMN Factor (dB)	Cable Loss (dB)	Pulse Att. (dB)	Reading (dBμV)	Emission Level (dBμV)	Limits (dBμV)	Margin (dB)	Remark
1	0.168	10.59	0.04	9.86	3.78	24.27	55.08	30.81	Average
2	0.168	10.59	0.04	9.86	17.54	38.03	65.08	27.05	QP
3	0.456	10.45	0.04	9.86	-2.53	17.82	46.76	28.94	Average
4	0.456	10.45	0.04	9.86	4.54	24.89	56.76	31.87	QP
5	2.088	10.46	0.07	9.86	5.43	25.82	46.00	20.18	Average
6	2.088	10.46	0.07	9.86	10.84	31.23	56.00	24.77	QP
7	8.683	11.06	0.13	9.89	4.81	25.89	50.00	24.11	Average
8	8.683	11.06	0.13	9.89	11.57	32.65	60.00	27.35	QP
9	15.066	12.31	0.16	9.92	11.72	34.11	50.00	15.89	Average
10	15.066	12.31	0.16	9.92	16.26	38.65	60.00	21.35	QP
11	22.896	14.00	0.21	9.97	2.44	26.62	50.00	23.38	Average
12	22.896	14.00	0.21	9.97	8.06	32.24	60.00	27.76	QP

Remarks: 1. Emission Level= AMN Factor + Cable Loss + Pulse Att. + Reading.
2. If the average limit is met when useing a quasi-peak detector, the EUT shall be deemed to meet both limits and measurement with average detector is unnecessary.

This test report may be reproduced in full only. The document may only be updated by Audix Technology Corp. personnel. Any changes will be noted in the Document History section of the report.

Audix Technology Corp.
No. 53-11, Dingfu, Linkou, Dist.,
New Taipei City244, Taiwan

Tel: +886 2 26099301
Fax: +886 2 26099303

Test Date	2019/10/01	Temp./Hum.	24℃/57%
Test Voltage	AC 120V 60Hz (Via AC Adapter)	Tested By	Chucky Chiu
Tested SKU	SKU #2	Test Model	14Z90N

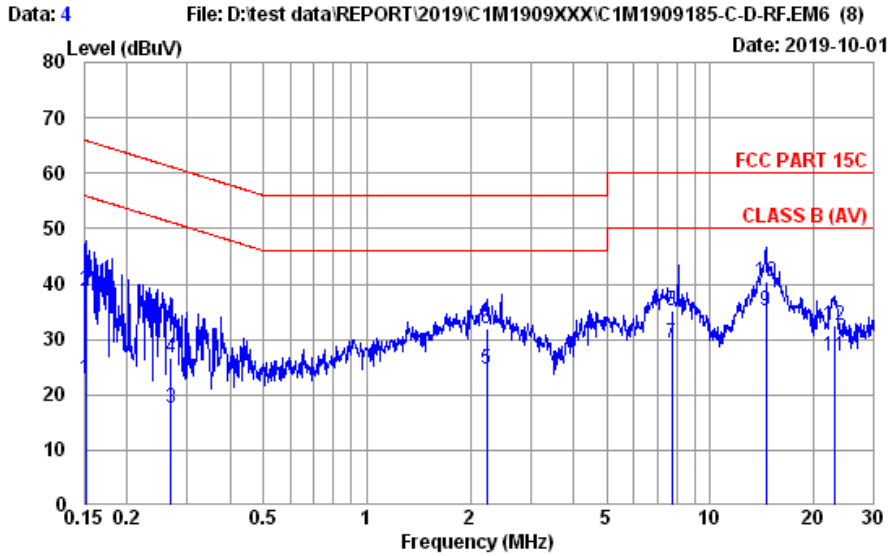

Site no. : No.8 Shielded Room
Condition : ENV4200 100169
Limit : FCC PART 15C
Env. / Ins. : 24°C / 57% ESR3 (1774)
EUT : 14Z90N
Power Rating : 120Vac/60Hz
Test Mode : Operating

Data no. : 4
LISN Phase : NEUTRAL
Engineer : Chucky Chiu

	Freq. (MHz)	AMN Factor (dB)	Cable Loss (dB)	Pulse Att. (dB)	Reading (dBμV)	Emission Level (dBμV)	Limits (dBμV)	Margin (dB)	Remark
1	0.152	10.70	0.04	9.86	2.24	22.84	55.91	33.07	Average
2	0.152	10.70	0.04	9.86	17.95	38.55	65.91	27.36	QP
3	0.269	10.56	0.04	9.86	-2.86	17.60	51.16	33.56	Average
4	0.269	10.56	0.04	9.86	6.21	26.67	61.16	34.49	QP
5	2.237	10.53	0.07	9.86	4.15	24.61	46.00	21.39	Average
6	2.237	10.53	0.07	9.86	11.41	31.87	56.00	24.13	QP
7	7.728	11.16	0.13	9.88	8.02	29.19	50.00	20.81	Average
8	7.728	11.16	0.13	9.88	13.96	35.13	60.00	24.87	QP
9	14.517	12.55	0.16	9.92	12.63	35.26	50.00	14.74	Average
10	14.517	12.55	0.16	9.92	17.84	40.47	60.00	19.53	QP
11	23.140	14.53	0.21	9.97	2.20	26.91	50.00	23.09	Average
12	23.140	14.53	0.21	9.97	7.86	32.57	60.00	27.43	QP

Remarks: 1. Emission Level= AMN Factor + Cable Loss + Pulse Att. + Reading.
2. If the average limit is met when useing a quasi-peak detector, the EUT shall be deemed to meet both limits and measurement with average detector is unnecessary.

This test report may be reproduced in full only. The document may only be updated by Audix Technology Corp. personnel. Any changes will be noted in the Document History section of the report.

Audix Technology Corp.
No. 53-11, Dingfu, Linkou, Dist.,
New Taipei City244, Taiwan

Tel: +886 2 26099301
Fax: +886 2 26099303

Test Date	2019/10/01	Temp./Hum.	24℃/57%
Test Voltage	AC 120V 60Hz (Via AC Adapter)	Tested By	Chucky Chiu
Tested SKU	SKU #2	Test Model	14Z90N

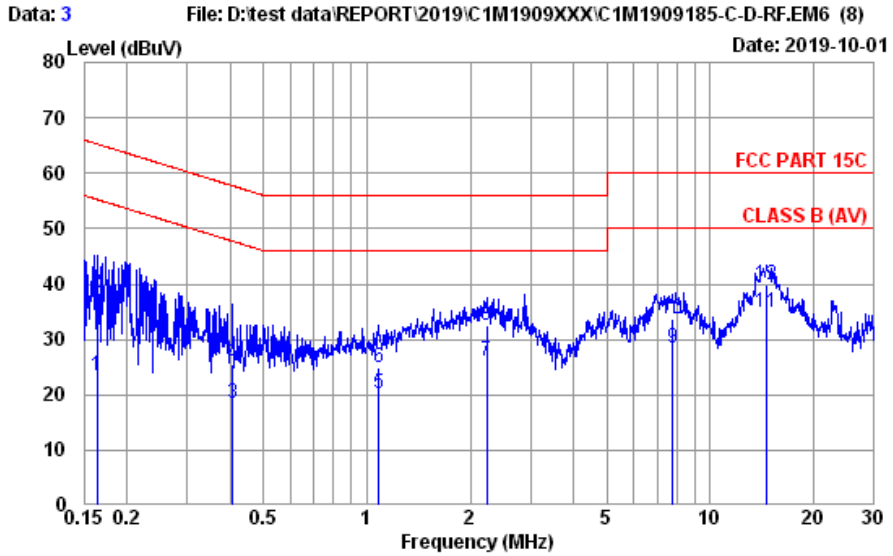

Site no. : No.8 Shielded Room
Condition : ENV4200 100169
Limit : FCC PART 15C
Env. / Ins. : 24*C / 57% ESR3 (1774)
EUT : 14Z90N
Power Rating : 120Vac/60Hz
Test Mode : Operating

Data no. : 3
LISN Phase : LINE
Engineer : Chucky Chiu

	Freq. (MHz)	AMN Factor (dB)	Cable Loss (dB)	Pulse Att. (dB)	Reading (dBμV)	Emission Level (dBμV)	Limits (dBμV)	Margin (dB)	Remark
1	0.163	10.60	0.04	9.86	2.86	23.36	55.30	31.94	Average
2	0.163	10.60	0.04	9.86	17.81	38.31	65.30	26.99	QP
3	0.406	10.45	0.04	9.86	-1.87	18.48	47.73	29.25	Average
4	0.406	10.45	0.04	9.86	5.07	25.42	57.73	32.31	QP
5	1.082	10.42	0.05	9.86	-0.01	20.32	46.00	25.68	Average
6	1.082	10.42	0.05	9.86	4.54	24.87	56.00	31.13	QP
7	2.237	10.47	0.07	9.86	5.70	26.10	46.00	19.90	Average
8	2.237	10.47	0.07	9.86	12.27	32.67	56.00	23.33	QP
9	7.769	10.98	0.13	9.88	7.52	28.51	50.00	21.49	Average
10	7.769	10.98	0.13	9.88	12.63	33.62	60.00	26.38	QP
11	14.594	12.22	0.16	9.92	12.46	34.76	50.00	15.24	Average
12	14.594	12.22	0.16	9.92	17.64	39.94	60.00	20.06	QP

Remarks: 1. Emission Level= AMN Factor + Cable Loss + Pulse Att. + Reading.
2. If the average limit is met when useing a quasi-peak detector, the EUT shall be deemed to meet both limits and measurement with average detector is unnecessary.

This test report may be reproduced in full only. The document may only be updated by Audix Technology Corp. personnel. Any changes will be noted in the Document History section of the report.

Audix Technology Corp.
No. 53-11, Dingfu, Linkou, Dist.,
New Taipei City244, Taiwan
Tel: +886 2 26099301
Fax: +886 2 26099303

A.2 RADIATED EMISSION

Test Date	2019/09/20 ~ 10/02	Temp./Hum.	23 ~ 26℃/49 ~ 56%
Test Voltage	AC 120V 60Hz (Via AC Adapter)	Tested By	Kuper Hsu
		Test Model	14Z90N

A.2.1 Emissions within Restricted Frequency Bands

A.2.1.1 Frequency 9kHz~30MHz

The emissions (9kHz~30MHz) not reported for there is no emission be found.

This test report may be reproduced in full only. The document may only be updated by Audix Technology Corp. personnel. Any changes will be noted in the Document History section of the report.

Audix Technology Corp.
No. 53-11, Dingfu, Linkou, Dist.,
New Taipei City244, Taiwan
Tel: +886 2 26099301
Fax: +886 2 26099303

A.2.1.2 Frequency Below 1GHz

Test SKU: SKU #2

Mode	802.11n-HT20	Frequency	TX 2442MHz

Antenna at Horizontal Polarization

Emission Frequency (MHz)	Antenna Factor (dB/m)	Cable Loss (dB)	Meter Reading (dBμV)	Emission Level (dBμV/m)	Limits (dBμV/m)	Margin (dB)	Detector
62.01	12.47	1.76	19.72	33.95	40.00	6.05	Peak
148.34	17.10	2.87	17.45	37.42	43.50	6.08	Peak
312.27	20.07	4.61	11.66	36.34	46.00	9.66	Peak
445.16	23.02	6.27	8.50	37.79	46.00	8.21	Peak
593.57	24.70	6.87	8.50	40.07	46.00	5.93	Peak
697.36	25.42	7.35	9.18	41.95	46.00	4.05	Peak

Antenna at Vertical Polarization

Emission Frequency (MHz)	Antenna Factor (dB/m)	Cable Loss (dB)	Meter Reading (dBμV)	Emission Level (dBμV/m)	Limits (dBμV/m)	Margin (dB)	Detector
76.56	13.14	1.98	20.12	35.24	40.00	4.76	Peak
118.27	18.55	2.51	17.57	38.63	43.50	4.87	Peak
245.34	18.58	3.89	22.03	44.50	46.00	1.50	Peak
423.82	22.73	6.08	10.77	39.58	46.00	6.42	Peak
847.71	26.90	8.16	7.53	42.59	46.00	3.41	Peak
932.10	27.56	8.64	6.86	43.06	46.00	2.94	Peak

Mode	BLE	Frequency	TX 2440MHz

Antenna at Horizontal Polarization

Emission Frequency (MHz)	Antenna Factor (dB/m)	Cable Loss (dB)	Meter Reading (dBμV)	Emission Level (dBμV/m)	Limits (dBμV/m)	Margin (dB)	Detector
62.01	12.47	1.76	20.38	34.61	40.00	5.39	Peak
148.34	17.10	2.87	17.77	37.74	43.50	5.76	Peak
593.57	24.70	6.87	8.77	40.34	46.00	5.66	Peak
697.36	25.42	7.35	8.87	41.64	46.00	4.36	Peak
742.95	25.91	7.59	8.32	41.82	46.00	4.18	Peak
841.89	26.85	8.13	5.87	40.85	46.00	5.15	Peak

Antenna at Vertical Polarization

Emission Frequency (MHz)	Antenna Factor (dB/m)	Cable Loss (dB)	Meter Reading (dBμV)	Emission Level (dBμV/m)	Limits (dBμV/m)	Margin (dB)	Detector
80.44	13.55	2.04	21.92	37.51	40.00	2.49	Peak
152.22	16.90	2.92	19.56	39.38	43.50	4.12	Peak
243.40	18.50	3.87	20.80	43.17	46.00	2.83	Peak
508.21	23.80	6.76	10.46	41.02	46.00	4.98	Peak
847.71	26.90	8.16	7.55	42.61	46.00	3.39	Peak
932.10	27.56	8.64	5.78	41.98	46.00	4.02	Peak

This test report may be reproduced in full only. The document may only be updated by Audix Technology Corp. personnel. Any changes will be noted in the Document History section of the report.

Audix Technology Corp.
No. 53-11, Dingfu, Linkou, Dist.,
New Taipei City244, Taiwan
Tel: +886 2 26099301
Fax: +886 2 26099303

Test SKU: SKU #1

Mode	802.11n-HT20	Frequency	TX 2442MHz

Antenna at Horizontal Polarization

Emission Frequency (MHz)	Antenna Factor (dB/m)	Cable Loss (dB)	Meter Reading (dBμV)	Emission Level (dBμV/m)	Limits (dBμV/m)	Margin (dB)	Detector
61.04	12.47	1.75	19.91	34.13	40.00	5.87	Peak
148.34	17.10	2.87	16.94	36.91	43.50	6.59	Peak
697.36	25.42	7.35	10.23	43.00	46.00	3.00	Peak
742.95	25.91	7.59	8.45	41.95	46.00	4.05	Peak
793.39	26.43	7.86	7.14	41.43	46.00	4.57	Peak
958.29	27.77	8.79	3.54	40.10	46.00	5.90	Peak

Antenna at Vertical Polarization

Emission Frequency (MHz)	Antenna Factor (dB/m)	Cable Loss (dB)	Meter Reading (dBμV)	Emission Level (dBμV/m)	Limits (dBμV/m)	Margin (dB)	Detector
80.44	13.55	2.04	22.71	38.30	40.00	1.70	Peak
152.22	16.90	2.92	17.58	37.40	43.50	6.10	Peak
246.31	18.62	3.90	21.52	44.04	46.00	1.96	Peak
677.96	25.30	7.25	8.24	40.79	46.00	5.21	Peak
847.71	26.90	8.16	7.64	42.70	46.00	3.30	Peak
932.10	27.56	8.64	5.07	41.27	46.00	4.73	Peak

Mode	BLE	Frequency	TX 2440MHz

Antenna at Horizontal Polarization

Emission Frequency (MHz)	Antenna Factor (dB/m)	Cable Loss (dB)	Meter Reading (dBμV)	Emission Level (dBμV/m)	Limits (dBμV/m)	Margin (dB)	Detector
62.01	12.47	1.76	19.20	33.43	40.00	6.57	Peak
148.34	17.10	2.87	16.88	36.85	43.50	6.65	Peak
312.27	20.07	4.61	11.72	36.40	46.00	9.60	Peak
697.36	25.42	7.35	8.37	41.14	46.00	4.86	Peak
742.95	25.91	7.59	8.40	41.90	46.00	4.10	Peak
793.39	26.43	7.86	6.94	41.23	46.00	4.77	Peak

Antenna at Vertical Polarization

Emission Frequency (MHz)	Antenna Factor (dB/m)	Cable Loss (dB)	Meter Reading (dBμV)	Emission Level (dBμV/m)	Limits (dBμV/m)	Margin (dB)	Detector
45.52	16.80	1.49	16.74	35.03	40.00	4.97	Peak
121.18	18.58	2.54	16.23	37.35	43.50	6.15	Peak
244.37	18.54	3.88	22.13	44.55	46.00	1.45	Peak
508.21	23.80	6.76	7.15	37.71	46.00	8.29	Peak
847.71	26.90	8.16	7.20	42.26	46.00	3.74	Peak
932.10	27.56	8.64	5.02	41.22	46.00	4.78	Peak

This test report may be reproduced in full only. The document may only be updated by Audix Technology Corp. personnel. Any changes will be noted in the Document History section of the report.

Audix Technology Corp.
No. 53-11, Dingfu, Linkou, Dist.,
New Taipei City244, Taiwan
Tel: +886 2 26099301
Fax: +886 2 26099303

A.2.1.3 Frequency Above 1 GHz to 10th harmonics

Band Edge:

Test SKU: SKU #2

Mode	802.11b	Frequency	TX 2412MHz

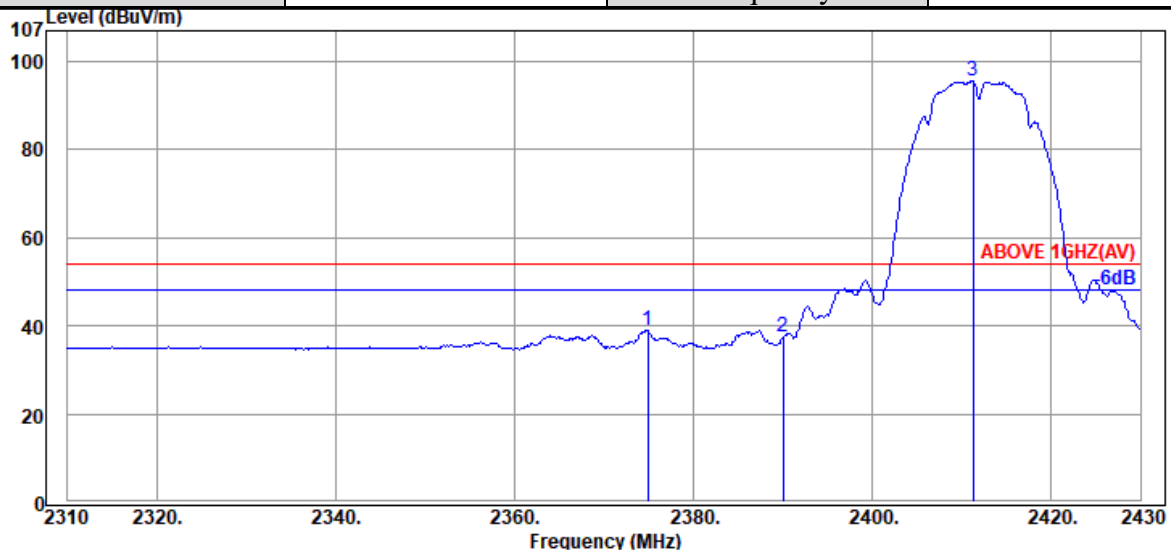

Antenna at Horizontal Polarization

	Emission Frequency (MHz)	Antenna Factor (dB/m)	Cable Loss (dB)	Meter Reading (dBµV)	Emission Level (dBµV/m)	Limits (dBµV/m)	Margin (dB)	Detector
	2374.92	32.00	8.17	-1.24	38.93	74.00	35.07	Peak
	2390.00	32.00	8.17	-2.80	37.37	74.00	36.63	Peak
@	2411.28	32.23	8.18	55.28	95.69	---	---	Peak

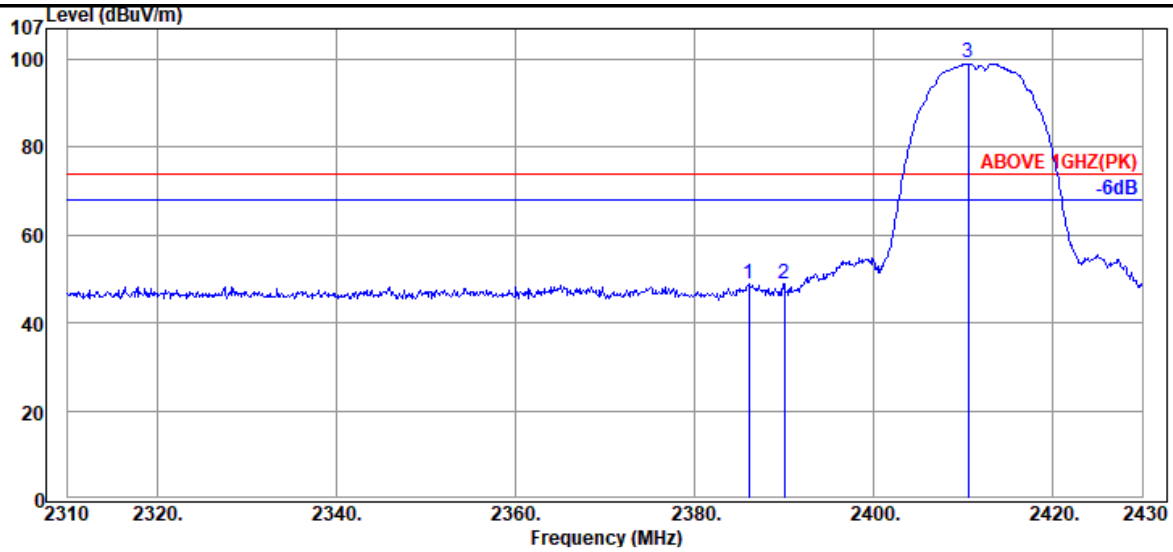

Antenna at Horizontal Polarization

	Emission Frequency (MHz)	Antenna Factor (dB/m)	Cable Loss (dB)	Meter Reading (dBµV)	Emission Level (dBµV/m)	Limits (dBµV/m)	Margin (dB)	Detector
	2386.08	32.00	8.17	8.60	48.77	54.00	5.23	Average
	2390.00	32.00	8.17	8.64	48.81	54.00	5.19	Average
@	2410.56	32.23	8.18	58.75	99.16	---	---	Average

Remark: The "@" means fundamental frequency, it is ignored in this section.

This test report may be reproduced in full only. The document may only be updated by Audix Technology Corp. personnel. Any changes will be noted in the Document History section of the report.

Audix Technology Corp.
No. 53-11, Dingfu, Linkou, Dist.,
New Taipei City244, Taiwan

Tel: +886 2 26099301
Fax: +886 2 26099303

Mode	802.11b	Frequency	TX 2412MHz

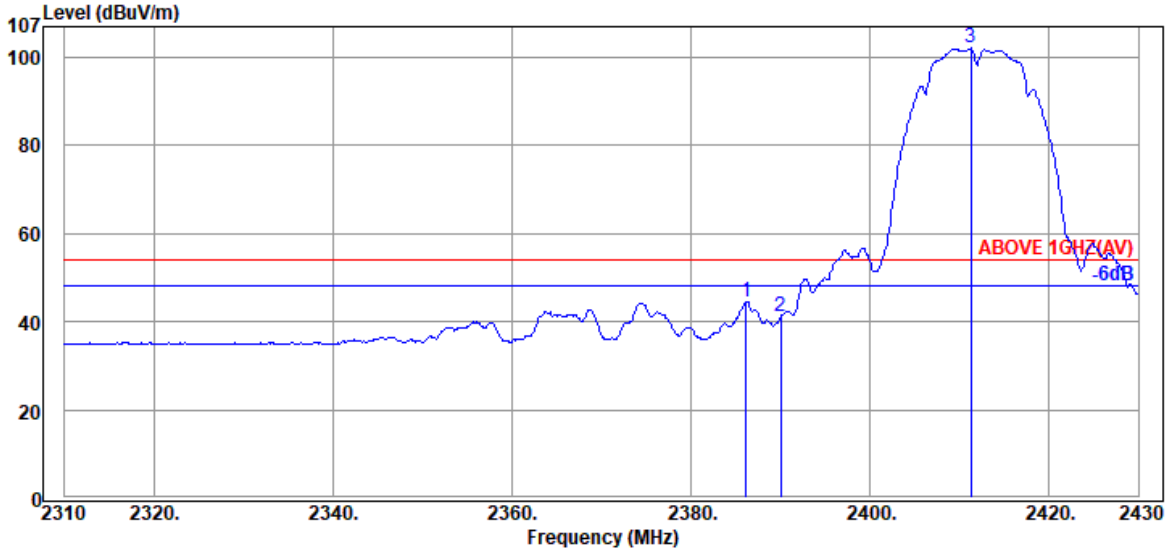

Antenna at Vertical Polarization

	Emission Frequency (MHz)	Antenna Factor (dB/m)	Cable Loss (dB)	Meter Reading (dBμV)	Emission Level (dBμV/m)	Limits (dBμV/m)	Margin (dB)	Detector
	2386.20	32.00	8.17	4.31	44.48	74.00	29.52	Peak
	2390.00	32.00	8.17	0.95	41.12	74.00	32.88	Peak
@	2411.28	32.23	8.18	61.70	102.11	---	---	Peak

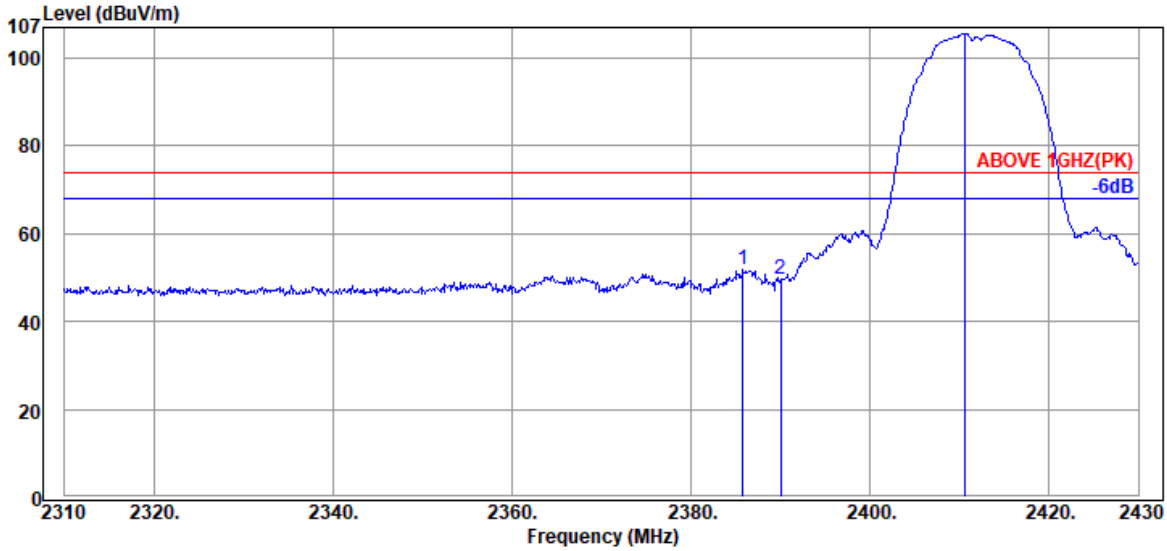

Antenna at Vertical Polarization

	Emission Frequency (MHz)	Antenna Factor (dB/m)	Cable Loss (dB)	Meter Reading (dBμV)	Emission Level (dBμV/m)	Limits (dBμV/m)	Margin (dB)	Detector
	2385.84	32.00	8.17	11.77	51.94	54.00	2.06	Average
	2390.00	32.00	8.17	9.55	49.72	54.00	4.28	Average
@	2410.56	32.23	8.18	65.14	105.55	---	---	Average

Remark: The "@" means fundamental frequency, it is ignored in this section.

This test report may be reproduced in full only. The document may only be updated by Audix Technology Corp. personnel. Any changes will be noted in the Document History section of the report.

Audix Technology Corp.
No. 53-11, Dingfu, Linkou, Dist.,
New Taipei City244, Taiwan

Tel: +886 2 26099301
Fax: +886 2 26099303

Mode	802.11b	Frequency	TX 2417MHz

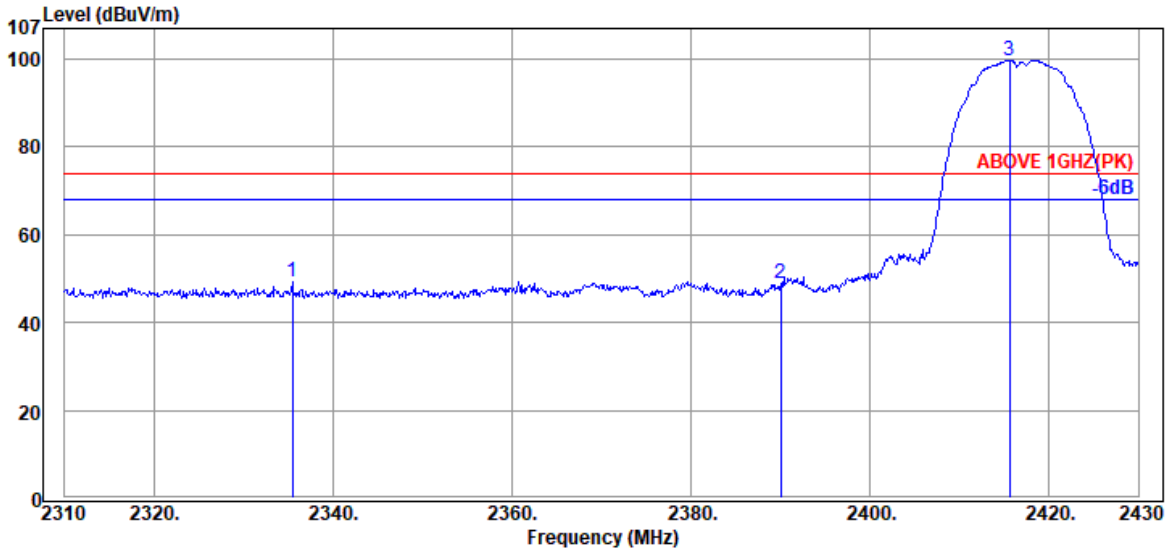

Antenna at Horizontal Polarization

	Emission Frequency (MHz)	Antenna Factor (dB/m)	Cable Loss (dB)	Meter Reading (dBμV)	Emission Level (dBμV/m)	Limits (dBμV/m)	Margin (dB)	Detector
	2335.44	32.00	8.16	9.17	49.33	74.00	24.67	Peak
	2390.00	32.00	8.17	8.69	48.86	74.00	25.14	Peak
@	2415.60	32.23	8.18	59.32	99.73	---	---	Peak

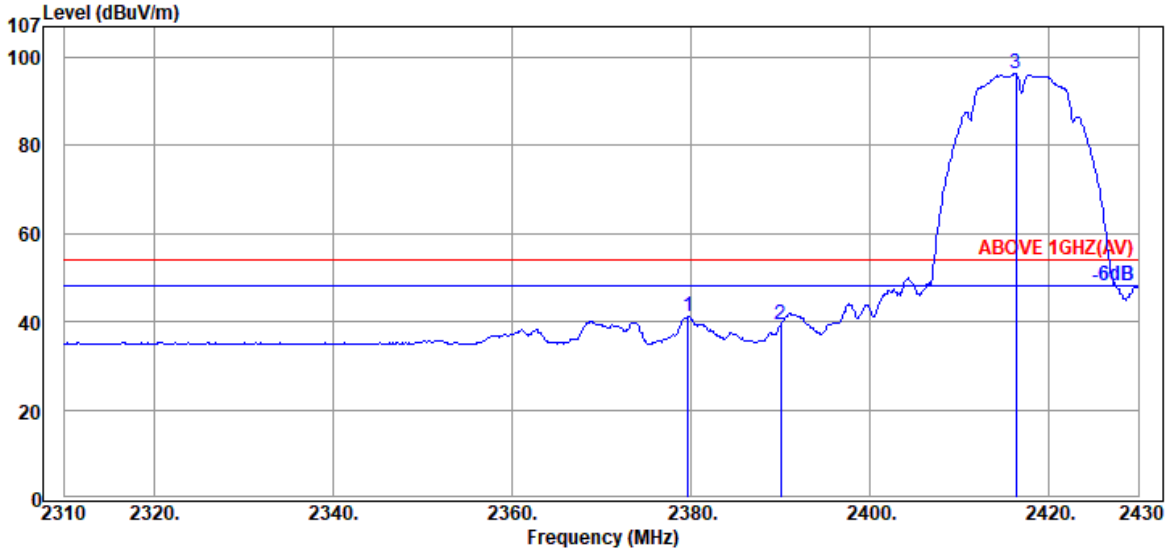

Antenna at Horizontal Polarization

	Emission Frequency (MHz)	Antenna Factor (dB/m)	Cable Loss (dB)	Meter Reading (dBμV)	Emission Level (dBμV/m)	Limits (dBμV/m)	Margin (dB)	Detector
	2379.72	32.00	8.17	0.96	41.13	54.00	12.87	Average
	2390.00	32.00	8.17	-1.01	39.16	54.00	14.84	Average
@	2416.32	32.23	8.18	55.78	96.19	---	---	Average

Remark: The "@" means fundamental frequency, it is ignored in this section.

This test report may be reproduced in full only. The document may only be updated by Audix Technology Corp. personnel. Any changes will be noted in the Document History section of the report.

Audix Technology Corp.
No. 53-11, Dingfu, Linkou, Dist.,
New Taipei City244, Taiwan

Tel: +886 2 26099301
Fax: +886 2 26099303

Mode	802.11b	Frequency	TX 2417MHz

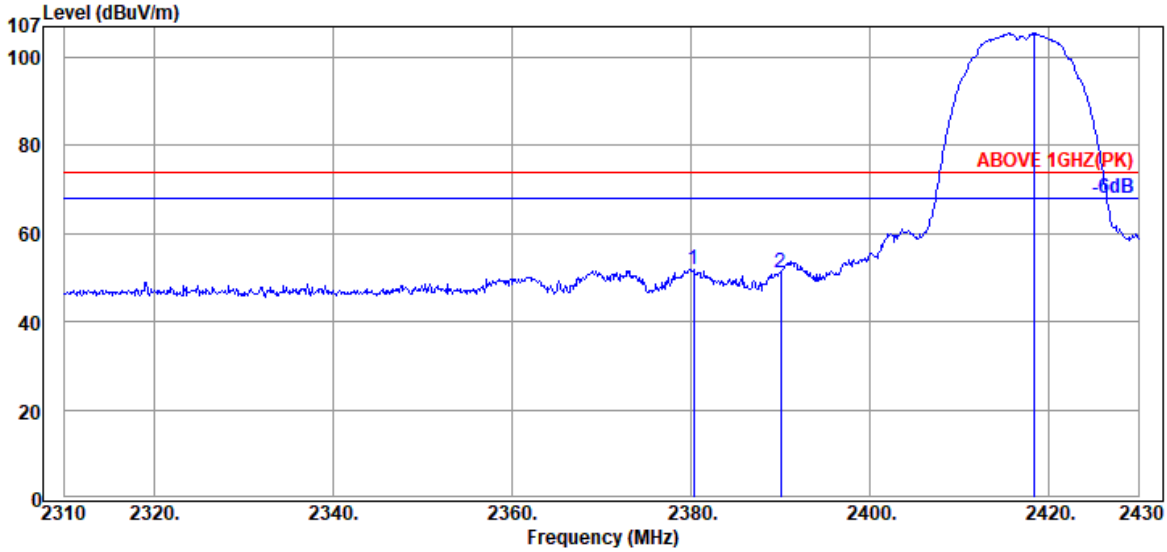

Antenna at Vertical Polarization

	Emission Frequency (MHz)	Antenna Factor (dB/m)	Cable Loss (dB)	Meter Reading (dBμV)	Emission Level (dBμV/m)	Limits (dBμV/m)	Margin (dB)	Detector
	2380.32	32.00	8.17	11.70	51.87	74.00	22.13	Peak
	2390.00	32.00	8.17	11.06	51.23	74.00	22.77	Peak
@	2418.36	32.23	8.18	64.95	105.36	---	---	Peak

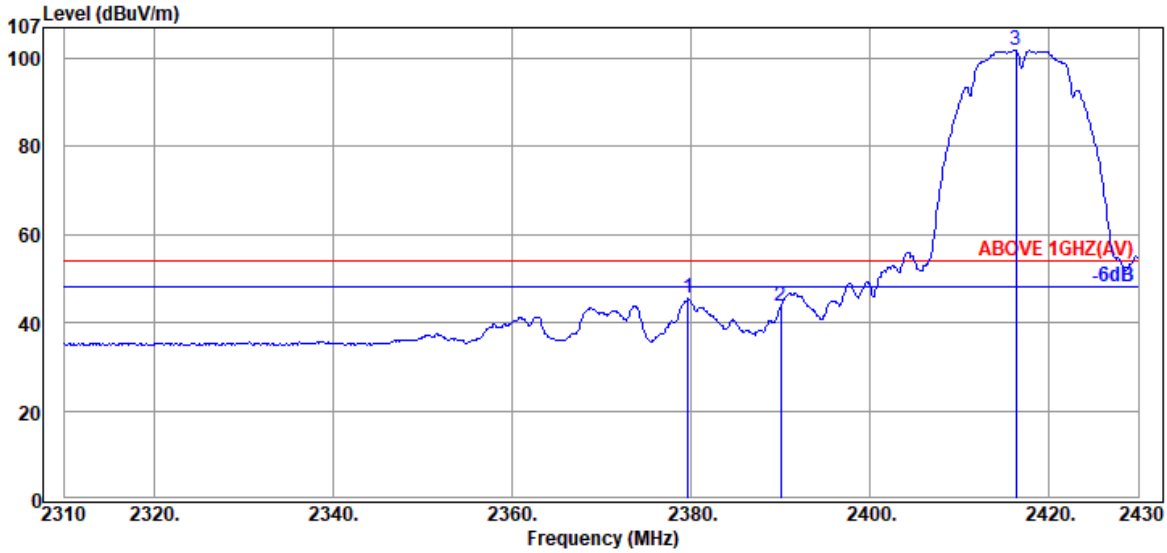

Antenna at Vertical Polarization

	Emission Frequency (MHz)	Antenna Factor (dB/m)	Cable Loss (dB)	Meter Reading (dBμV)	Emission Level (dBμV/m)	Limits (dBμV/m)	Margin (dB)	Detector
	2379.72	32.00	8.17	5.26	45.43	54.00	8.57	Average
	2390.00	32.00	8.17	3.44	43.61	54.00	10.39	Average
@	2416.32	32.23	8.18	61.55	101.96	---	---	Average

Remark: The "@" means fundamental frequency, it is ignored in this section.

This test report may be reproduced in full only. The document may only be updated by Audix Technology Corp. personnel. Any changes will be noted in the Document History section of the report.

Audix Technology Corp.
No. 53-11, Dingfu, Linkou, Dist.,
New Taipei City244, Taiwan

Tel: +886 2 26099301
Fax: +886 2 26099303

Mode	802.11b	Frequency	TX 2457MHz

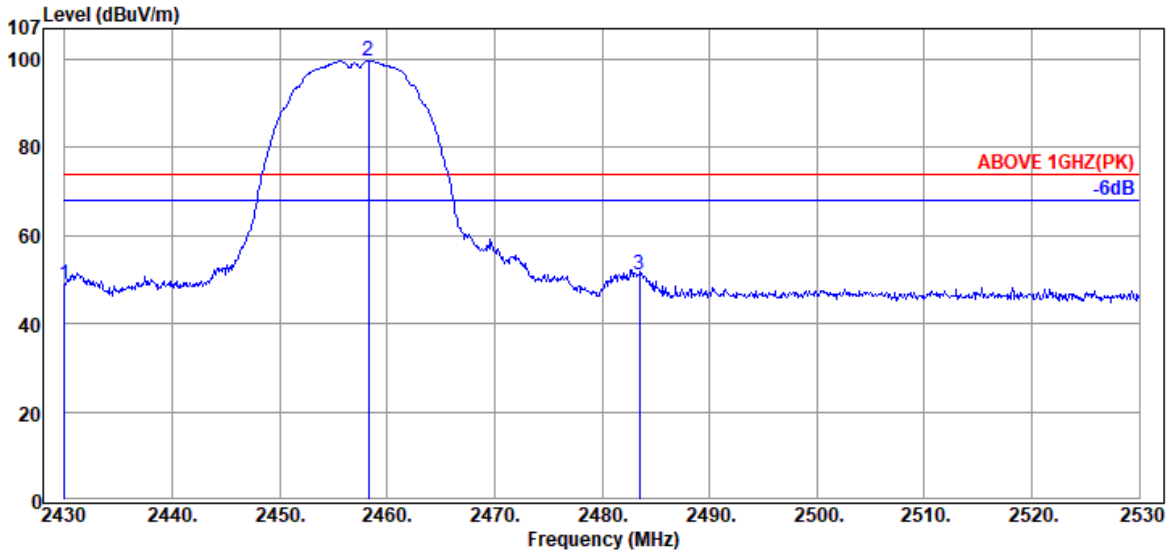

Antenna at Horizontal Polarization

	Emission Frequency (MHz)	Antenna Factor (dB/m)	Cable Loss (dB)	Meter Reading (dBμV)	Emission Level (dBμV/m)	Limits (dBμV/m)	Margin (dB)	Detector
@	2430.00	32.47	8.19	8.41	49.07	74.00	24.93	Peak
	2458.30	32.63	8.20	58.80	99.63	---	---	Peak
	2483.50	32.57	8.20	10.45	51.22	74.00	22.78	Peak

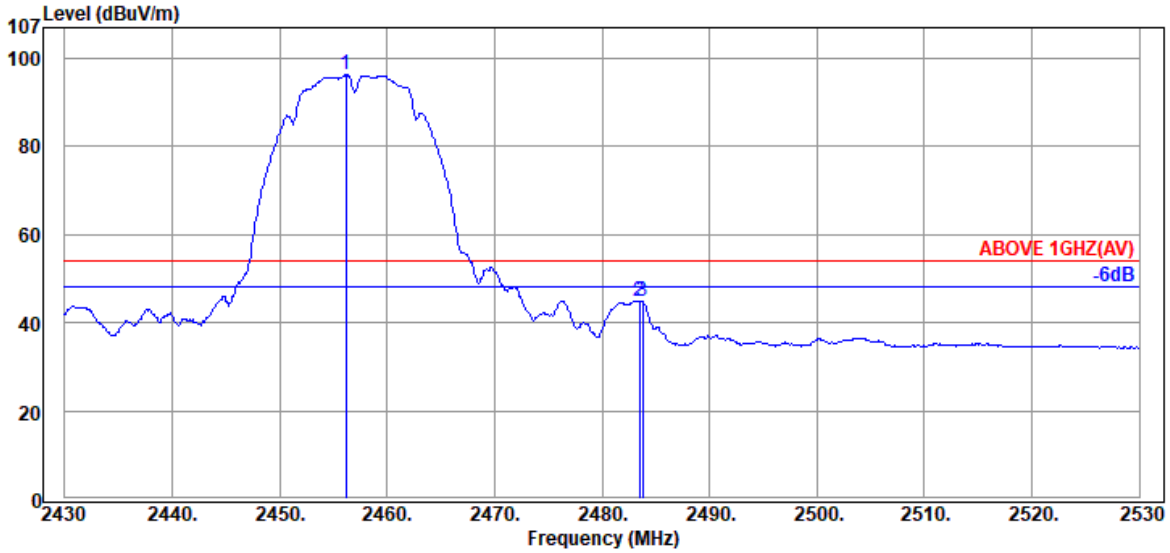

Antenna at Horizontal Polarization

	Emission Frequency (MHz)	Antenna Factor (dB/m)	Cable Loss (dB)	Meter Reading (dBμV)	Emission Level (dBμV/m)	Limits (dBμV/m)	Margin (dB)	Detector
@	2456.20	32.63	8.20	55.32	96.15	---	---	Average
	2483.50	32.57	8.20	4.25	45.02	54.00	8.98	Average
	2483.80	32.57	8.20	3.93	44.70	54.00	9.30	Average

Remark: The "@" means fundamental frequency, it is ignored in this section.

This test report may be reproduced in full only. The document may only be updated by Audix Technology Corp. personnel. Any changes will be noted in the Document History section of the report.

Audix Technology Corp.
No. 53-11, Dingfu, Linkou, Dist.,
New Taipei City244, Taiwan

Tel: +886 2 26099301
Fax: +886 2 26099303

Mode	802.11b	Frequency	TX 2457MHz

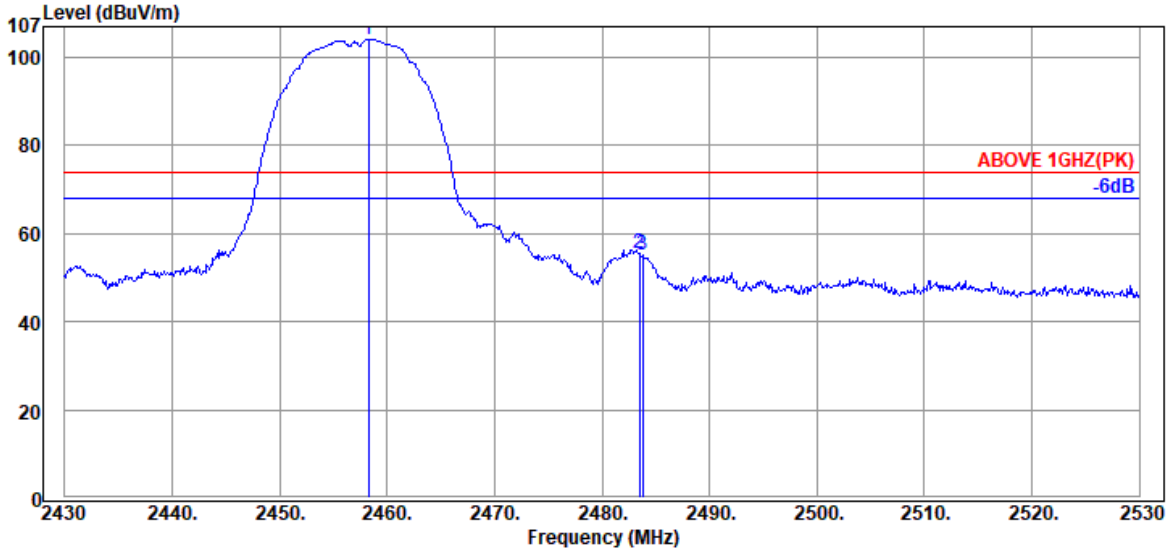

Antenna at Vertical Polarization

	Emission Frequency (MHz)	Antenna Factor (dB/m)	Cable Loss (dB)	Meter Reading (dBμV)	Emission Level (dBμV/m)	Limits (dBμV/m)	Margin (dB)	Detector
@	2458.30	32.63	8.20	63.27	104.10	---	---	Peak
	2483.50	32.57	8.20	14.68	55.45	74.00	18.55	Peak
	2483.80	32.57	8.20	14.55	55.32	74.00	18.68	Peak

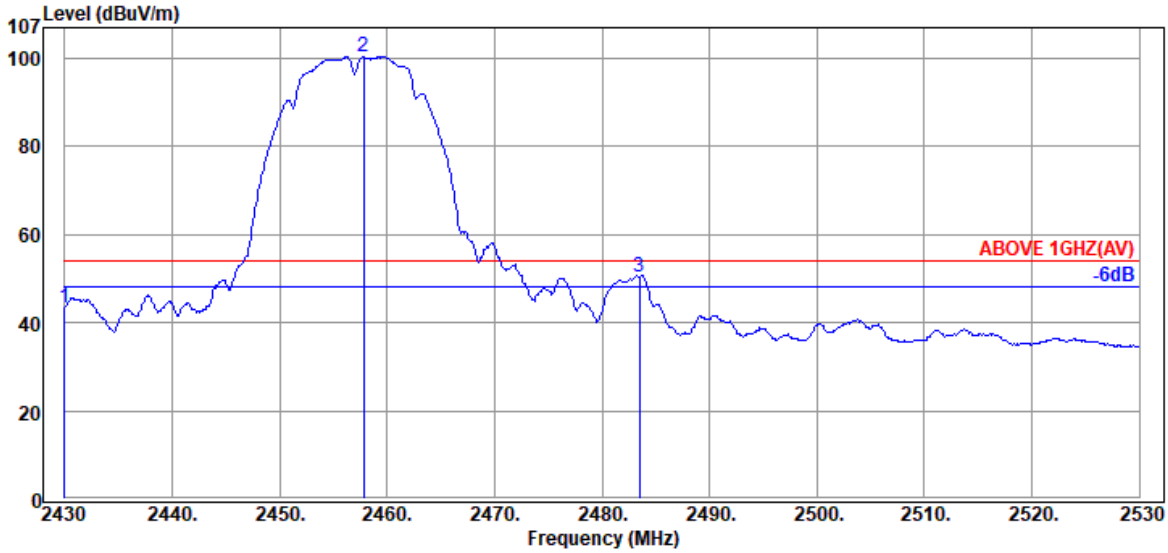

Antenna at Vertical Polarization

	Emission Frequency (MHz)	Antenna Factor (dB/m)	Cable Loss (dB)	Meter Reading (dBμV)	Emission Level (dBμV/m)	Limits (dBμV/m)	Margin (dB)	Detector
@	2430.00	32.47	8.19	2.68	43.34	54.00	10.66	Average
	2457.80	32.63	8.20	59.48	100.31	---	---	Average
	2483.50	32.57	8.20	9.67	50.44	54.00	3.56	Average

Remark: The "@" means fundamental frequency, it is ignored in this section.

This test report may be reproduced in full only. The document may only be updated by Audix Technology Corp. personnel. Any changes will be noted in the Document History section of the report.

Audix Technology Corp.
No. 53-11, Dingfu, Linkou, Dist.,
New Taipei City244, Taiwan

Tel: +886 2 26099301
Fax: +886 2 26099303

Mode	802.11b	Frequency	TX 2462MHz

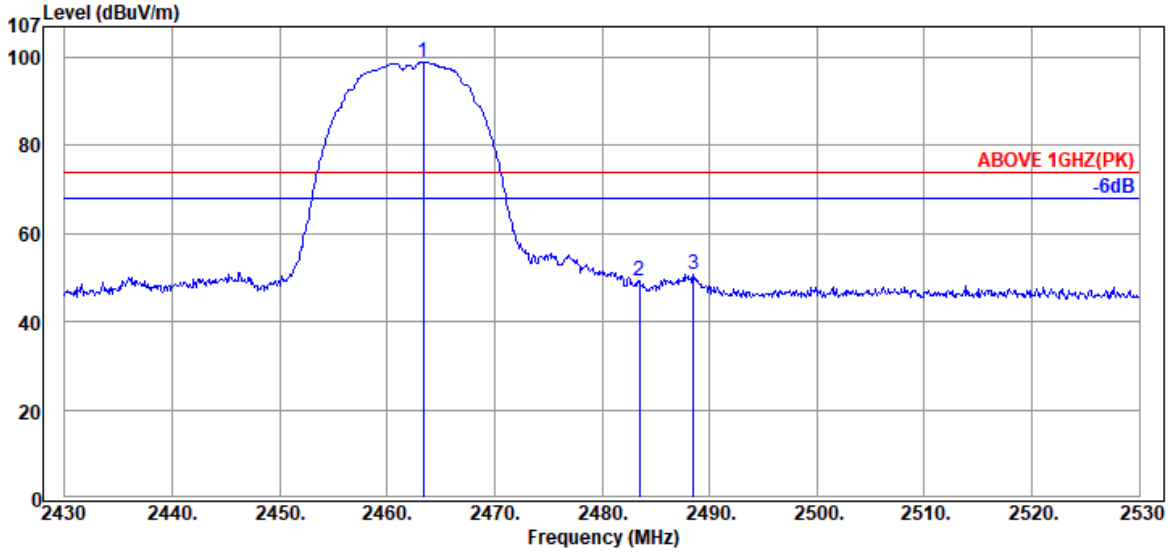

Antenna at Horizontal Polarization

	Emission Frequency (MHz)	Antenna Factor (dB/m)	Cable Loss (dB)	Meter Reading (dBμV)	Emission Level (dBμV/m)	Limits (dBμV/m)	Margin (dB)	Detector
@	2463.40	32.63	8.20	58.12	98.95	---	---	Peak
	2483.50	32.57	8.20	8.40	49.17	74.00	24.83	Peak
	2488.50	32.50	8.21	10.03	50.74	74.00	23.26	Peak

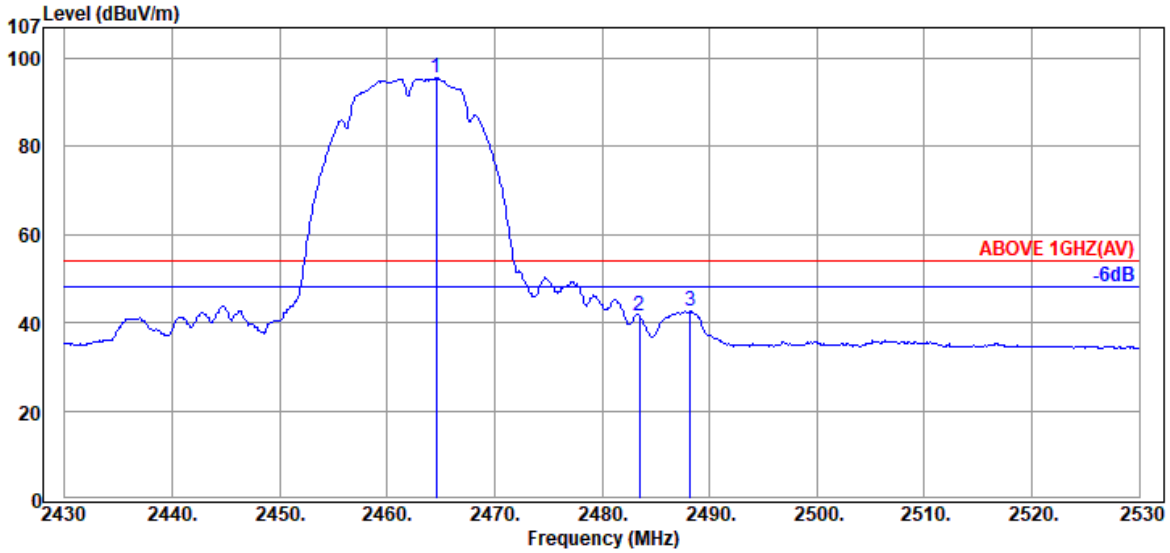

Antenna at Horizontal Polarization

	Emission Frequency (MHz)	Antenna Factor (dB/m)	Cable Loss (dB)	Meter Reading (dBμV)	Emission Level (dBμV/m)	Limits (dBμV/m)	Margin (dB)	Detector
@	2464.60	32.63	8.20	54.63	95.46	---	---	Average
	2483.50	32.57	8.20	0.86	41.63	54.00	12.37	Average
	2488.20	32.50	8.21	1.90	42.61	54.00	11.39	Average

Remark: The "@" means fundamental frequency, it is ignored in this section.

This test report may be reproduced in full only. The document may only be updated by Audix Technology Corp. personnel. Any changes will be noted in the Document History section of the report.

Audix Technology Corp.
No. 53-11, Dingfu, Linkou, Dist.,
New Taipei City244, Taiwan
Tel: +886 2 26099301
Fax: +886 2 26099303

Mode	802.11b	Frequency	TX 2462MHz

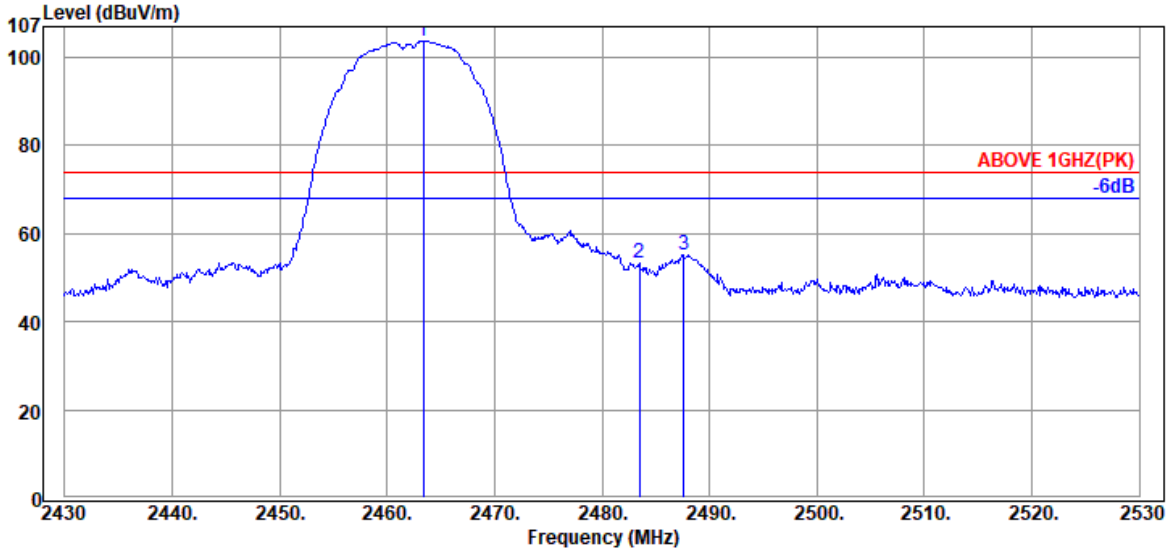

Antenna at Vertical Polarization

	Emission Frequency (MHz)	Antenna Factor (dB/m)	Cable Loss (dB)	Meter Reading (dBμV)	Emission Level (dBμV/m)	Limits (dBμV/m)	Margin (dB)	Detector
@	2463.40	32.63	8.20	62.94	103.77	---	---	Peak
	2483.50	32.57	8.20	12.46	53.23	74.00	20.77	Peak
	2487.60	32.50	8.21	14.35	55.06	74.00	18.94	Peak

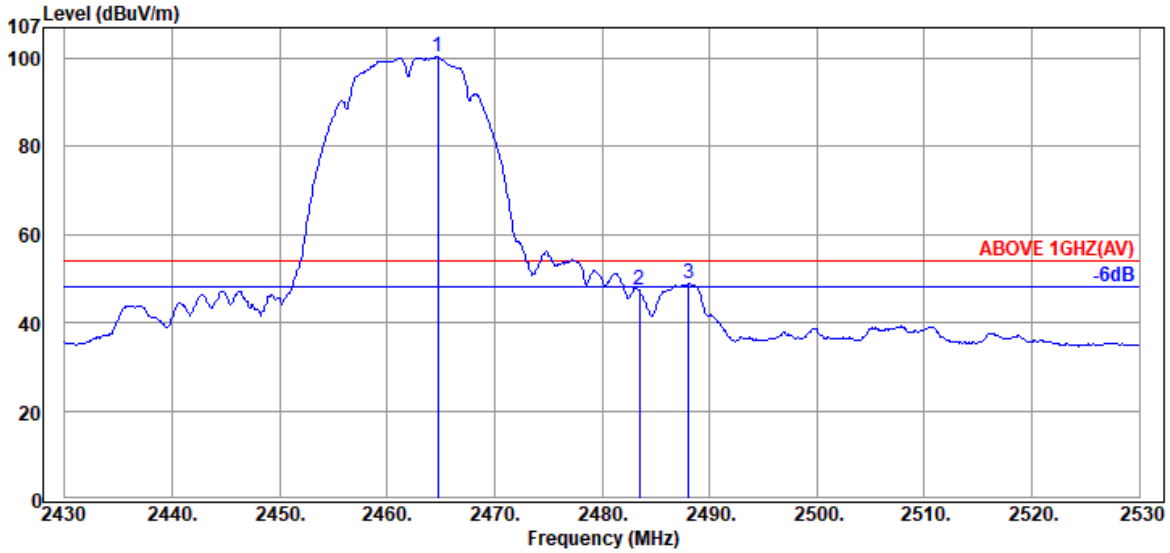

Antenna at Vertical Polarization

	Emission Frequency (MHz)	Antenna Factor (dB/m)	Cable Loss (dB)	Meter Reading (dBμV)	Emission Level (dBμV/m)	Limits (dBμV/m)	Margin (dB)	Detector
@	2464.70	32.63	8.20	59.45	100.28	---	---	Average
	2483.50	32.57	8.20	6.52	47.29	54.00	6.71	Average
	2488.10	32.50	8.21	8.19	48.90	54.00	5.10	Average

Remark: The "@" means fundamental frequency, it is ignored in this section.

This test report may be reproduced in full only. The document may only be updated by Audix Technology Corp. personnel. Any changes will be noted in the Document History section of the report.

Audix Technology Corp.
No. 53-11, Dingfu, Linkou, Dist.,
New Taipei City244, Taiwan

Tel: +886 2 26099301
Fax: +886 2 26099303

Mode	802.11b	Frequency	TX 2467MHz

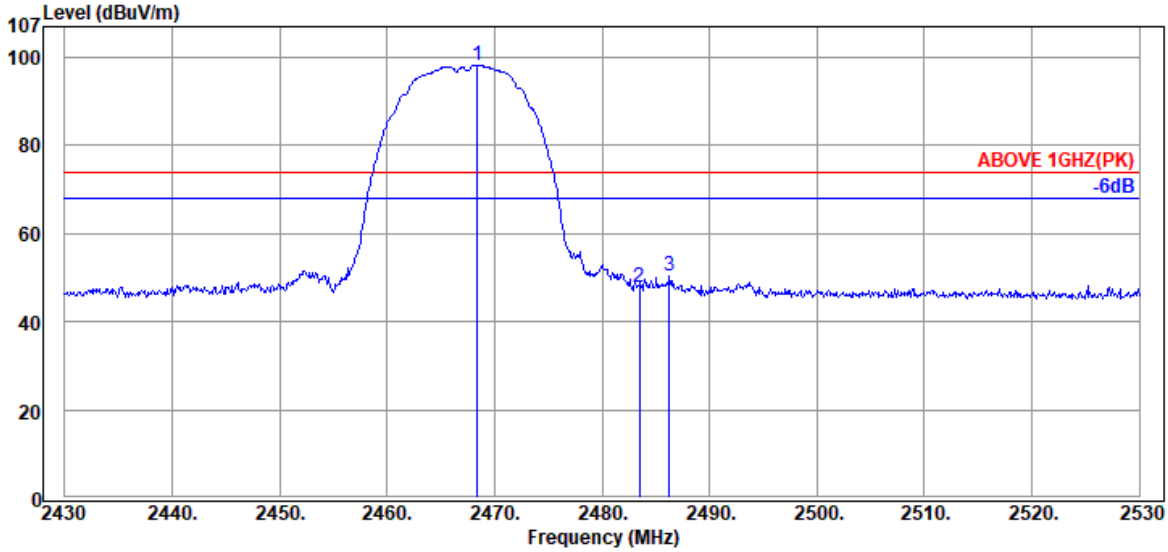

Antenna at Horizontal Polarization

	Emission Frequency (MHz)	Antenna Factor (dB/m)	Cable Loss (dB)	Meter Reading (dBμV)	Emission Level (dBμV/m)	Limits (dBμV/m)	Margin (dB)	Detector
@	2468.40	32.63	8.20	57.50	98.33	---	---	Peak
	2483.50	32.57	8.20	6.90	47.67	74.00	26.33	Peak
	2486.30	32.57	8.20	9.68	50.45	74.00	23.55	Peak

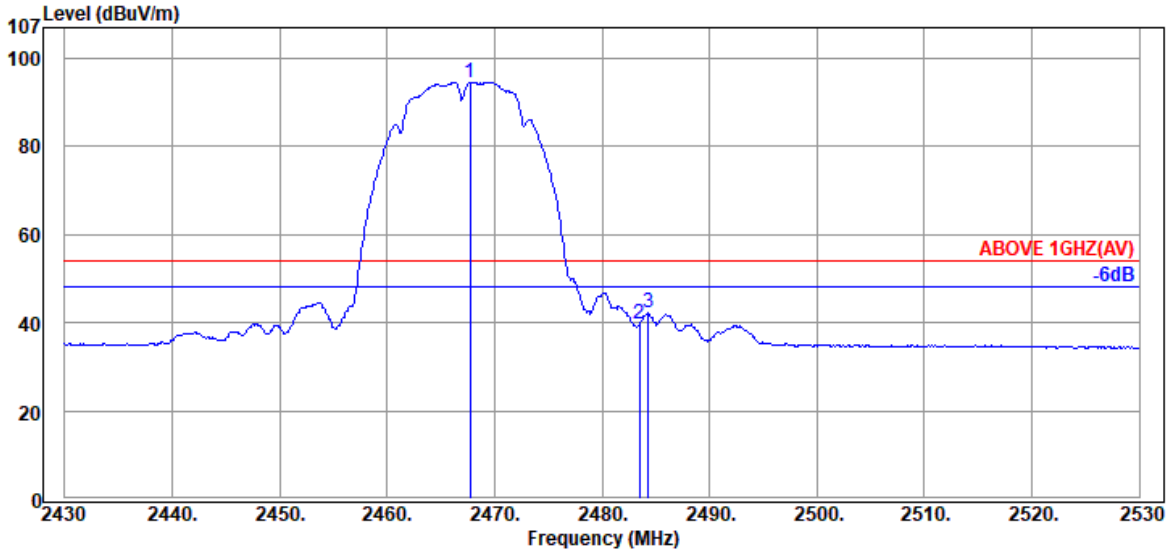

Antenna at Horizontal Polarization

	Emission Frequency (MHz)	Antenna Factor (dB/m)	Cable Loss (dB)	Meter Reading (dBμV)	Emission Level (dBμV/m)	Limits (dBμV/m)	Margin (dB)	Detector
@	2467.70	32.63	8.20	53.81	94.64	---	---	Average
	2483.50	32.57	8.20	-1.06	39.71	54.00	14.29	Average
	2484.30	32.57	8.20	1.39	42.16	54.00	11.84	Average

Remark: The "@" means fundamental frequency, it is ignored in this section.

This test report may be reproduced in full only. The document may only be updated by Audix Technology Corp. personnel. Any changes will be noted in the Document History section of the report.

Audix Technology Corp.
No. 53-11, Dingfu, Linkou, Dist.,
New Taipei City244, Taiwan
Tel: +886 2 26099301
Fax: +886 2 26099303

Mode	802.11b	Frequency	TX 2467MHz

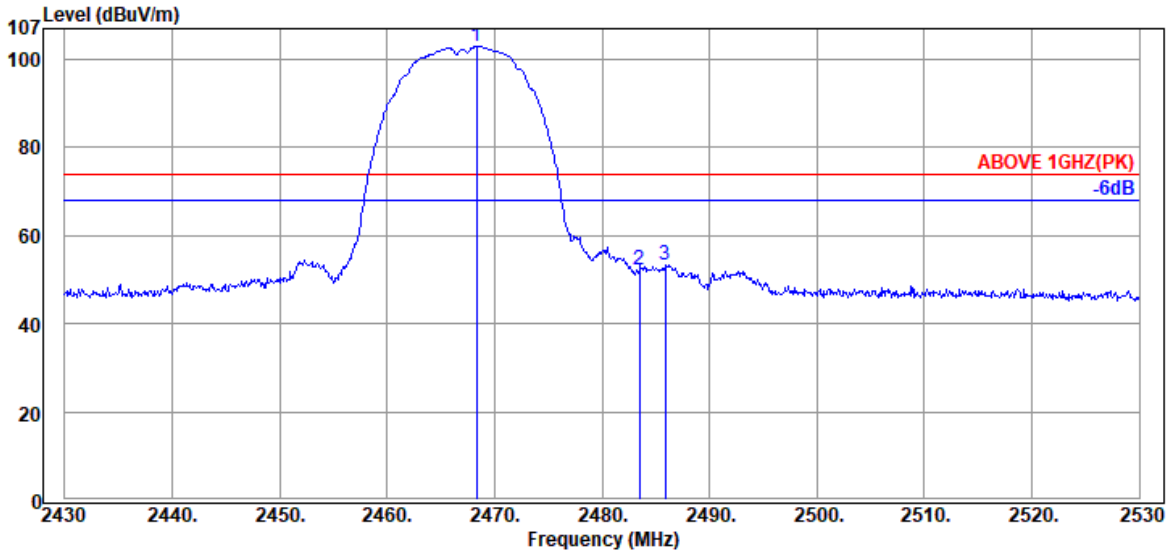

Antenna at Vertical Polarization

	Emission Frequency (MHz)	Antenna Factor (dB/m)	Cable Loss (dB)	Meter Reading (dBμV)	Emission Level (dBμV/m)	Limits (dBμV/m)	Margin (dB)	Detector
@	2470.60	32.57	8.20	52.48	93.25	---	---	Peak
	2483.50	32.57	8.20	9.35	50.12	74.00	23.88	Peak
	2486.90	32.57	8.20	11.81	52.58	74.00	21.42	Peak

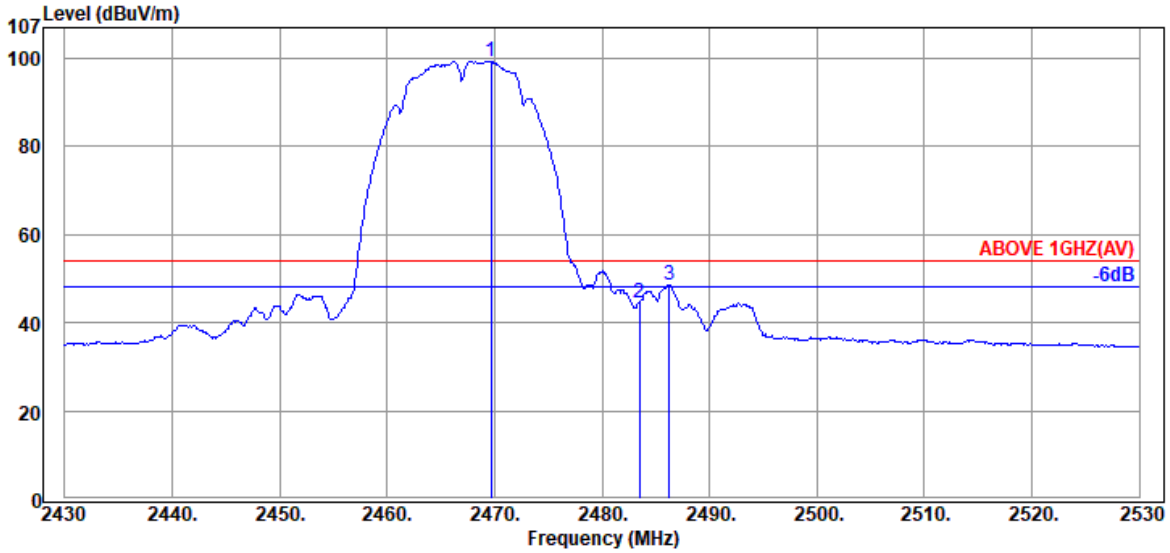

Antenna at Vertical Polarization

	Emission Frequency (MHz)	Antenna Factor (dB/m)	Cable Loss (dB)	Meter Reading (dBμV)	Emission Level (dBμV/m)	Limits (dBμV/m)	Margin (dB)	Detector
@	2469.70	32.63	8.20	58.48	99.31	---	---	Average
	2483.50	32.57	8.20	3.67	44.44	54.00	9.56	Average
	2486.30	32.57	8.20	7.86	48.63	54.00	5.37	Average

Remark: The "@" means fundamental frequency, it is ignored in this section.

This test report may be reproduced in full only. The document may only be updated by Audix Technology Corp. personnel. Any changes will be noted in the Document History section of the report.

Audix Technology Corp.
No. 53-11, Dingfu, Linkou, Dist.,
New Taipei City244, Taiwan

Tel: +886 2 26099301
Fax: +886 2 26099303

Mode	802.11b	Frequency	TX 2472MHz

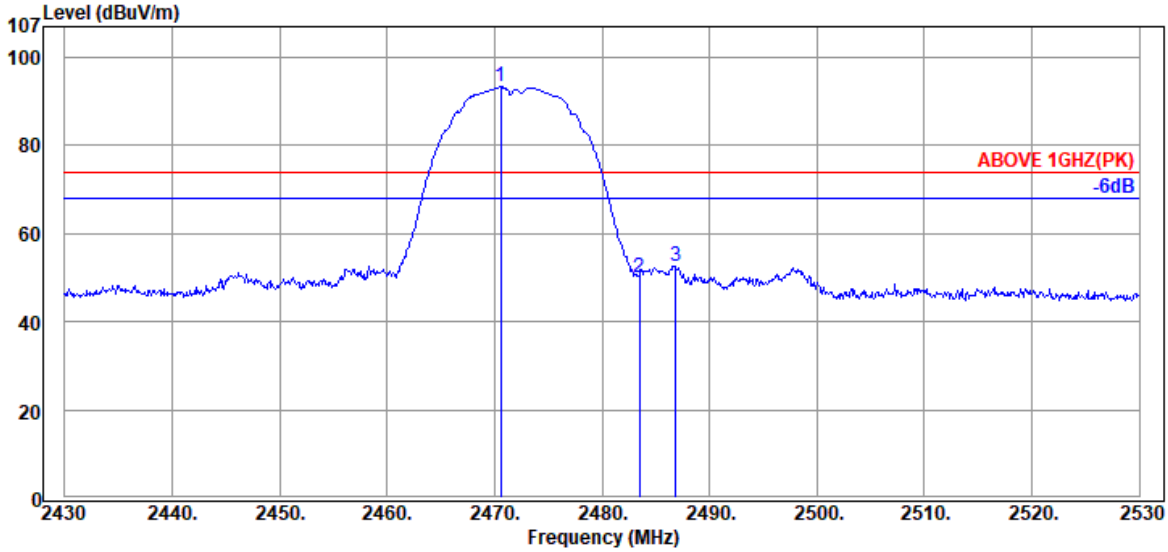

Antenna at Horizontal Polarization

	Emission Frequency (MHz)	Antenna Factor (dB/m)	Cable Loss (dB)	Meter Reading (dBμV)	Emission Level (dBμV/m)	Limits (dBμV/m)	Margin (dB)	Detector
@	2470.60	32.57	8.20	52.48	93.25	---	---	Peak
	2483.50	32.57	8.20	9.35	50.12	74.00	23.88	Peak
	2486.90	32.57	8.20	11.81	52.58	74.00	21.42	Peak

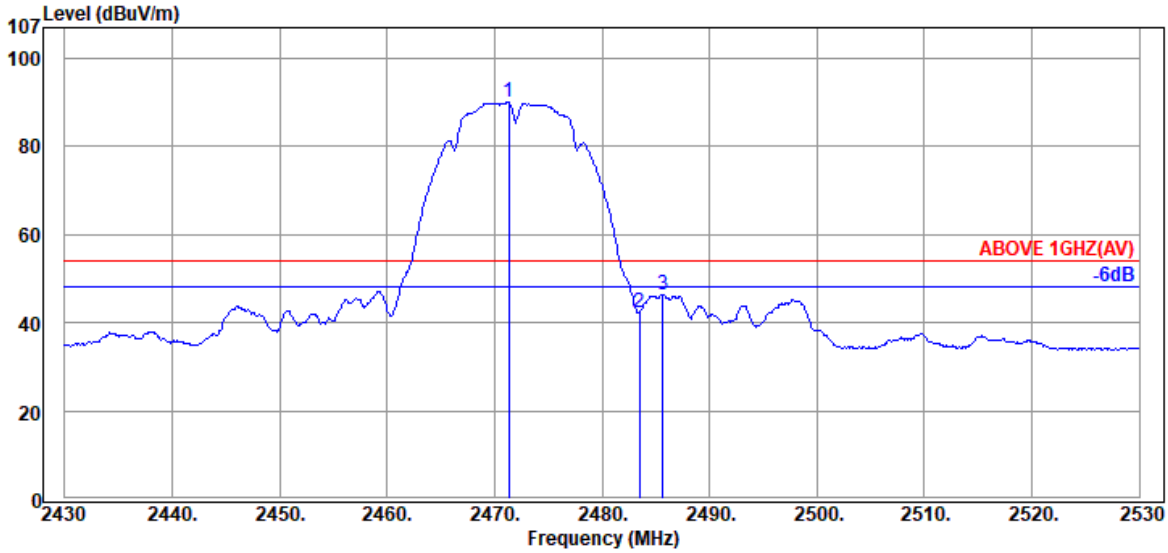

Antenna at Horizontal Polarization

	Emission Frequency (MHz)	Antenna Factor (dB/m)	Cable Loss (dB)	Meter Reading (dBμV)	Emission Level (dBμV/m)	Limits (dBμV/m)	Margin (dB)	Detector
@	2471.30	32.57	8.20	49.31	90.08	---	---	Average
	2483.50	32.57	8.20	1.52	42.29	54.00	11.71	Average
	2485.70	32.57	8.20	5.67	46.44	54.00	7.56	Average

Remark: The "@" means fundamental frequency, it is ignored in this section.

This test report may be reproduced in full only. The document may only be updated by Audix Technology Corp. personnel. Any changes will be noted in the Document History section of the report.

Audix Technology Corp.
No. 53-11, Dingfu, Linkou, Dist.,
New Taipei City244, Taiwan
Tel: +886 2 26099301
Fax: +886 2 26099303

Mode	802.11b	Frequency	TX 2472MHz

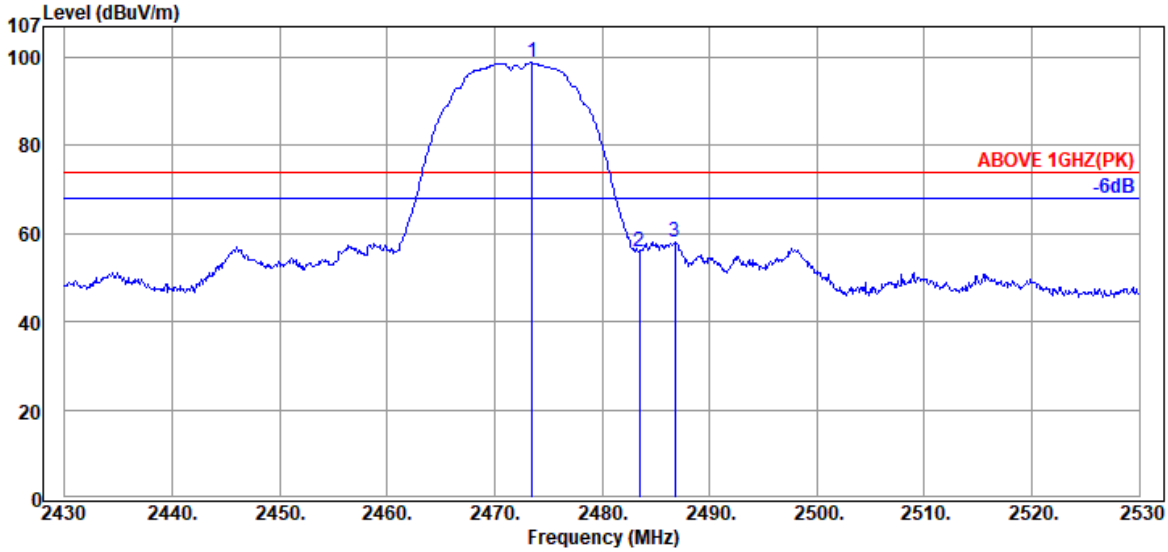

Antenna at Vertical Polarization

	Emission Frequency (MHz)	Antenna Factor (dB/m)	Cable Loss (dB)	Meter Reading (dBμV)	Emission Level (dBμV/m)	Limits (dBμV/m)	Margin (dB)	Detector
@	2473.50	32.57	8.20	58.00	98.77	---	---	Peak
	2483.50	32.57	8.20	15.17	55.94	74.00	18.06	Peak
	2486.80	32.57	8.20	17.41	58.18	74.00	15.82	Peak

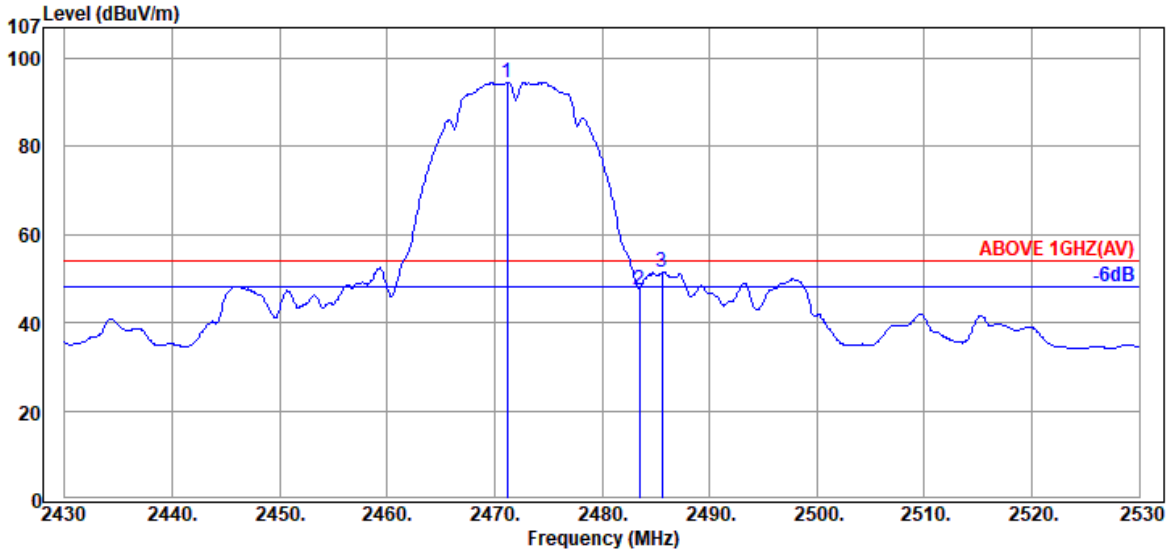

Antenna at Vertical Polarization

	Emission Frequency (MHz)	Antenna Factor (dB/m)	Cable Loss (dB)	Meter Reading (dBμV)	Emission Level (dBμV/m)	Limits (dBμV/m)	Margin (dB)	Detector
@	2471.20	32.57	8.20	53.83	94.60	---	---	Average
	2483.50	32.57	8.20	6.78	47.55	54.00	6.45	Average
	2485.60	32.57	8.20	10.77	51.54	54.00	2.46	Average

Remark: The "@" means fundamental frequency, it is ignored in this section.

This test report may be reproduced in full only. The document may only be updated by Audix Technology Corp. personnel. Any changes will be noted in the Document History section of the report.

Audix Technology Corp.
No. 53-11, Dingfu, Linkou, Dist.,
New Taipei City244, Taiwan
Tel: +886 2 26099301
Fax: +886 2 26099303

Mode	802.11g	Frequency	TX 2412MHz

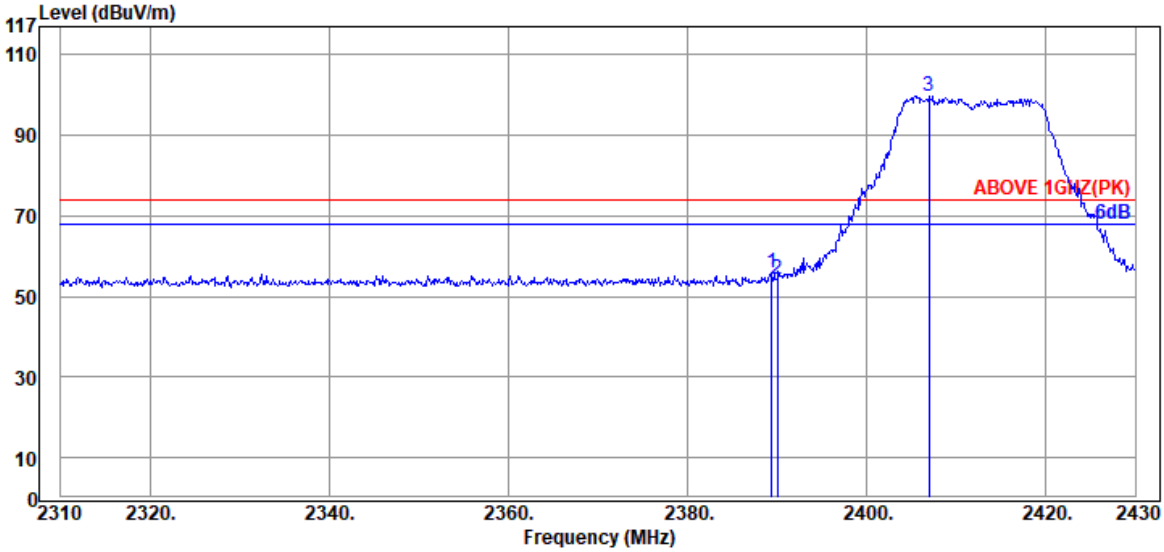

Antenna at Horizontal Polarization

	Emission Frequency (MHz)	Antenna Factor (dB/m)	Cable Loss (dB)	Meter Reading (dBµV)	Emission Level (dBµV/m)	Limits (dBµV/m)	Margin (dB)	Detector
	2389.44	32.00	8.17	15.53	55.70	74.00	18.30	Peak
	2390.00	32.00	8.17	14.31	54.48	74.00	19.52	Peak
@	2406.96	32.23	8.18	59.41	99.82	---	---	Peak

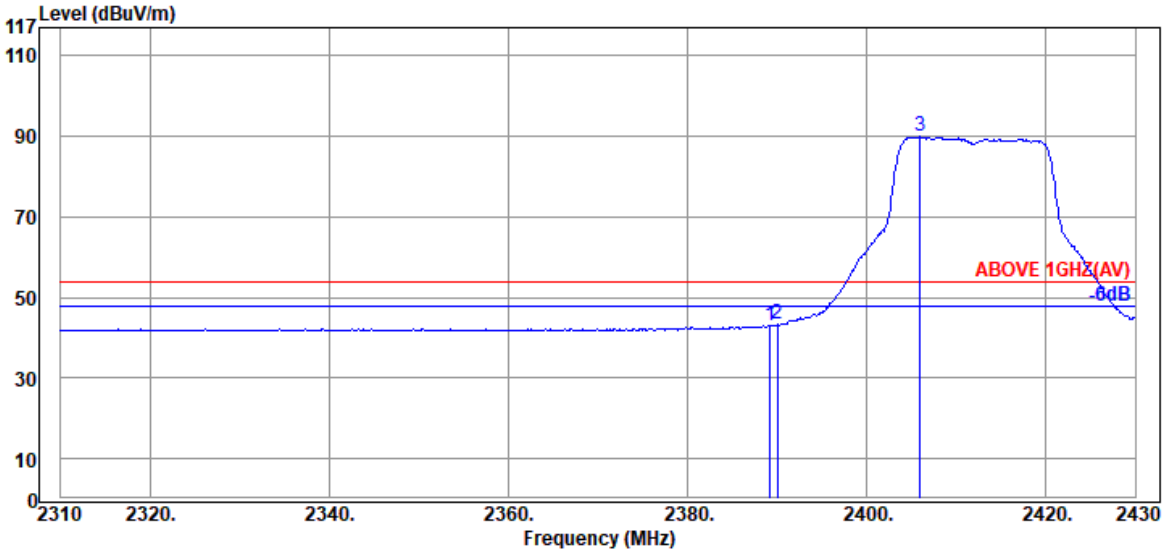

Antenna at Horizontal Polarization

	Emission Frequency (MHz)	Antenna Factor (dB/m)	Cable Loss (dB)	Meter Reading (dBµV)	Emission Level (dBµV/m)	Limits (dBµV/m)	Margin (dB)	Detector
	2389.20	32.00	8.17	2.91	43.08	54.00	10.92	Average
	2390.00	32.00	8.17	3.12	43.29	54.00	10.71	Average
@	2406.00	32.23	8.18	49.48	89.89	---	---	Average

Remark: The "@" means fundamental frequency, it is ignored in this section.

This test report may be reproduced in full only. The document may only be updated by Audix Technology Corp. personnel. Any changes will be noted in the Document History section of the report.

Audix Technology Corp.
No. 53-11, Dingfu, Linkou, Dist.,
New Taipei City244, Taiwan

Tel: +886 2 26099301
Fax: +886 2 26099303

Mode	802.11g	Frequency	TX 2412MHz

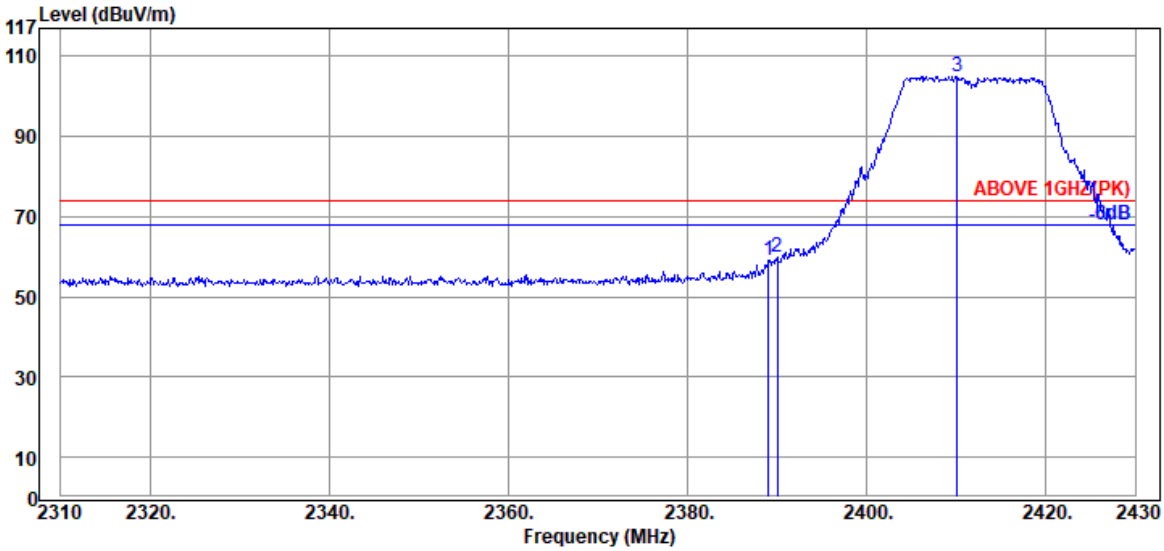

Antenna at Vertical Polarization

	Emission Frequency (MHz)	Antenna Factor (dB/m)	Cable Loss (dB)	Meter Reading (dBµV)	Emission Level (dBµV/m)	Limits (dBµV/m)	Margin (dB)	Detector
	2389.08	32.00	8.17	18.77	58.94	74.00	15.06	Peak
	2390.00	32.00	8.17	19.64	59.81	74.00	14.19	Peak
@	2410.08	32.23	8.18	64.65	105.06	---	---	Peak

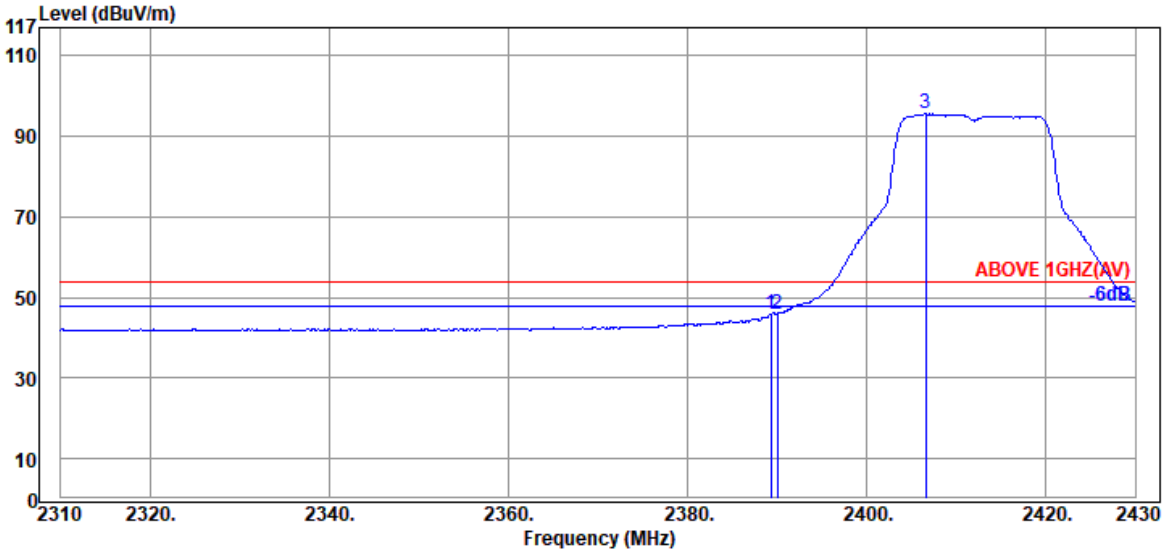

Antenna at Vertical Polarization

	Emission Frequency (MHz)	Antenna Factor (dB/m)	Cable Loss (dB)	Meter Reading (dBµV)	Emission Level (dBµV/m)	Limits (dBµV/m)	Margin (dB)	Detector
	2389.32	32.00	8.17	5.83	46.00	54.00	8.00	Average
	2390.00	32.00	8.17	5.76	45.93	54.00	8.07	Average
@	2406.60	32.23	8.18	55.23	95.64	---	---	Average

Remark: The "@" means fundamental frequency, it is ignored in this section.

This test report may be reproduced in full only. The document may only be updated by Audix Technology Corp. personnel. Any changes will be noted in the Document History section of the report.

Audix Technology Corp.
No. 53-11, Dingfu, Linkou, Dist.,
New Taipei City244, Taiwan

Tel: +886 2 26099301
Fax: +886 2 26099303

Mode	802.11g	Frequency	TX 2417MHz

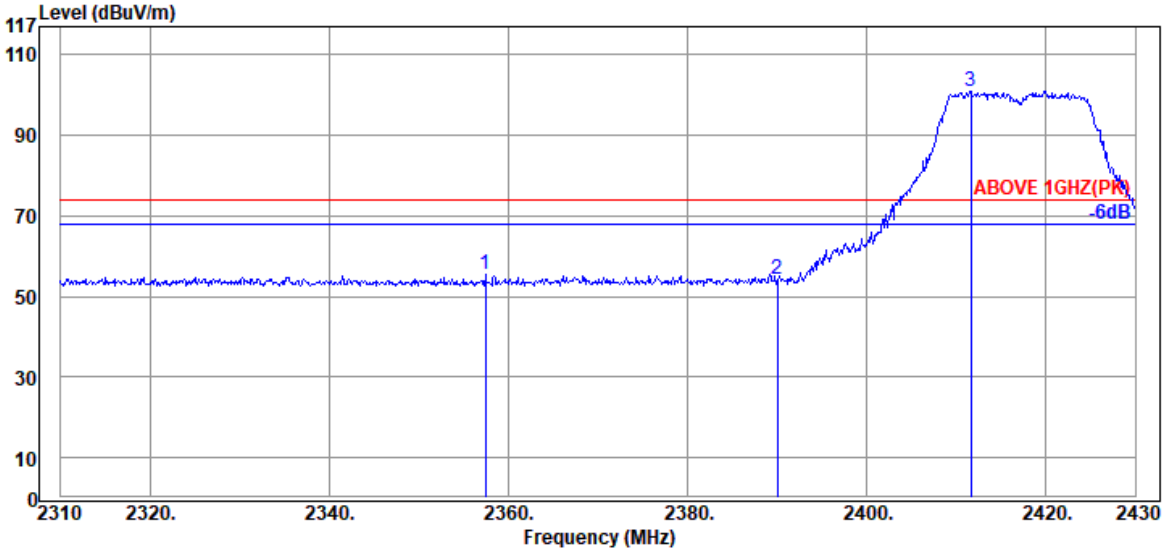

Antenna at Horizontal Polarization

	Emission Frequency (MHz)	Antenna Factor (dB/m)	Cable Loss (dB)	Meter Reading (dBµV)	Emission Level (dBµV/m)	Limits (dBµV/m)	Margin (dB)	Detector
	2357.40	32.00	8.16	15.43	55.59	74.00	18.41	Peak
	2390.00	32.00	8.17	13.96	54.13	74.00	19.87	Peak
@	2411.64	32.23	8.18	60.45	100.86	---	---	Peak

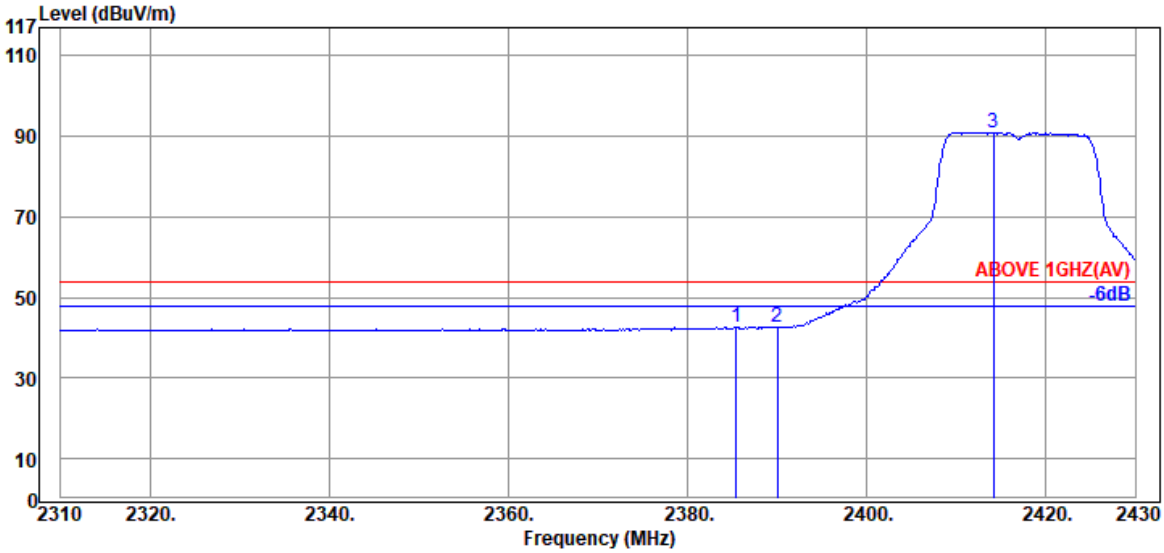

Antenna at Horizontal Polarization

	Emission Frequency (MHz)	Antenna Factor (dB/m)	Cable Loss (dB)	Meter Reading (dBµV)	Emission Level (dBµV/m)	Limits (dBµV/m)	Margin (dB)	Detector
	2385.48	32.00	8.17	2.52	42.69	54.00	11.31	Average
	2390.00	32.00	8.17	2.56	42.73	54.00	11.27	Average
@	2414.16	32.23	8.18	50.65	91.06	---	---	Average

Remark: The "@" means fundamental frequency, it is ignored in this section.

This test report may be reproduced in full only. The document may only be updated by Audix Technology Corp. personnel. Any changes will be noted in the Document History section of the report.

Audix Technology Corp.
No. 53-11, Dingfu, Linkou, Dist.,
New Taipei City244, Taiwan

Tel: +886 2 26099301
Fax: +886 2 26099303

Mode	802.11g	Frequency	TX 2417MHz

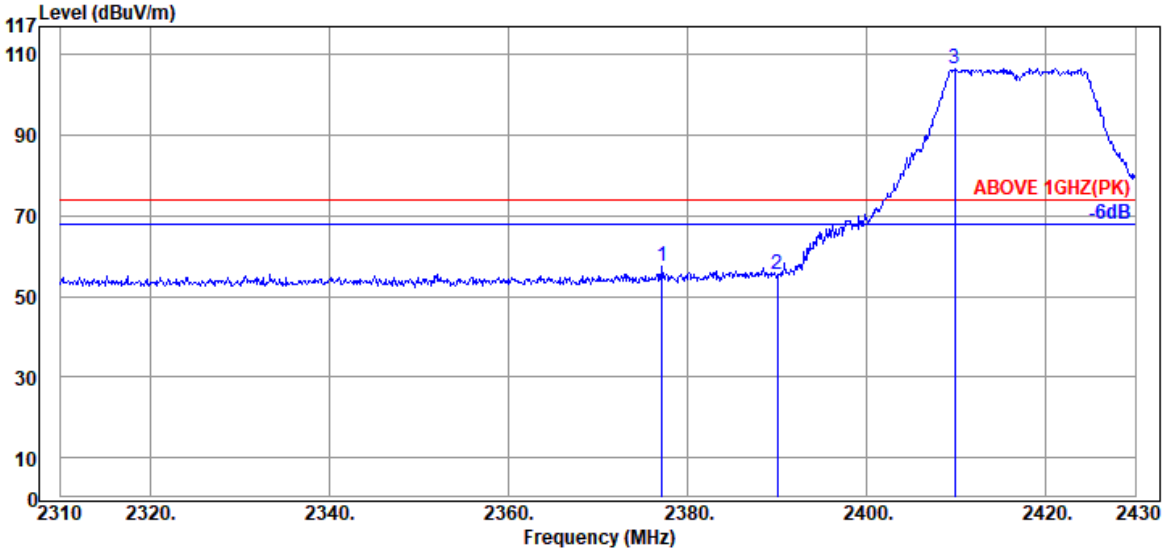

Antenna at Vertical Polarization

	Emission Frequency (MHz)	Antenna Factor (dB/m)	Cable Loss (dB)	Meter Reading (dBμV)	Emission Level (dBμV/m)	Limits (dBμV/m)	Margin (dB)	Detector
	2377.20	32.00	8.17	17.48	57.65	74.00	16.35	Peak
	2390.00	32.00	8.17	15.47	55.64	74.00	18.36	Peak
@	2409.84	32.23	8.18	66.26	106.67	---	---	Peak

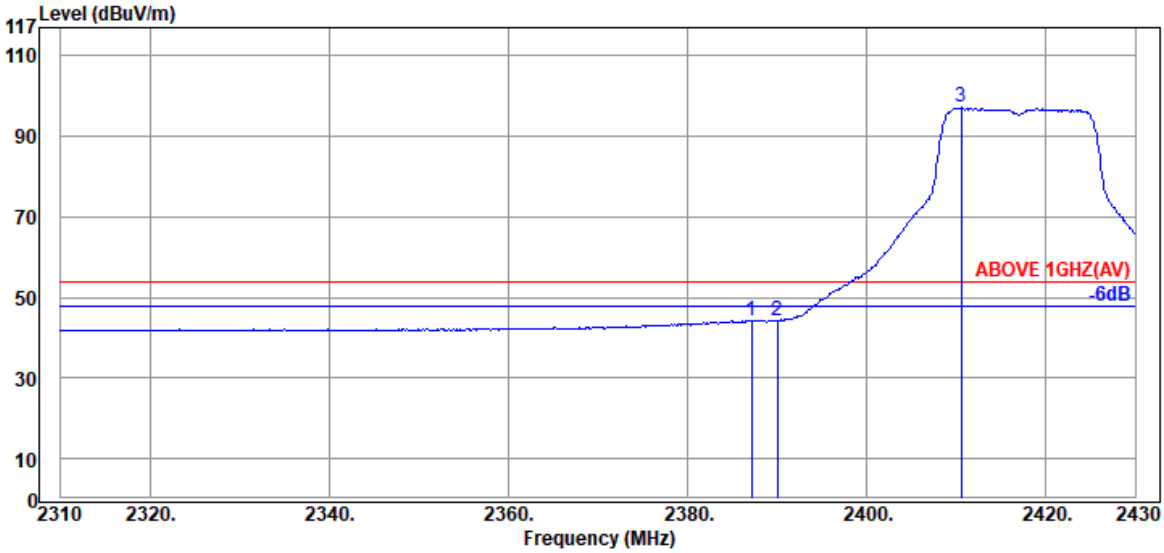

Antenna at Vertical Polarization

	Emission Frequency (MHz)	Antenna Factor (dB/m)	Cable Loss (dB)	Meter Reading (dBμV)	Emission Level (dBμV/m)	Limits (dBμV/m)	Margin (dB)	Detector
	2387.16	32.00	8.17	4.21	44.38	54.00	9.62	Average
	2390.00	32.00	8.17	4.19	44.36	54.00	9.64	Average
@	2410.56	32.23	8.18	56.69	97.10	---	---	Average

Remark: The "@" means fundamental frequency, it is ignored in this section.

This test report may be reproduced in full only. The document may only be updated by Audix Technology Corp. personnel. Any changes will be noted in the Document History section of the report.

Audix Technology Corp.
No. 53-11, Dingfu, Linkou, Dist.,
New Taipei City244, Taiwan
Tel: +886 2 26099301
Fax: +886 2 26099303

Mode	802.11g	Frequency	TX 2457MHz

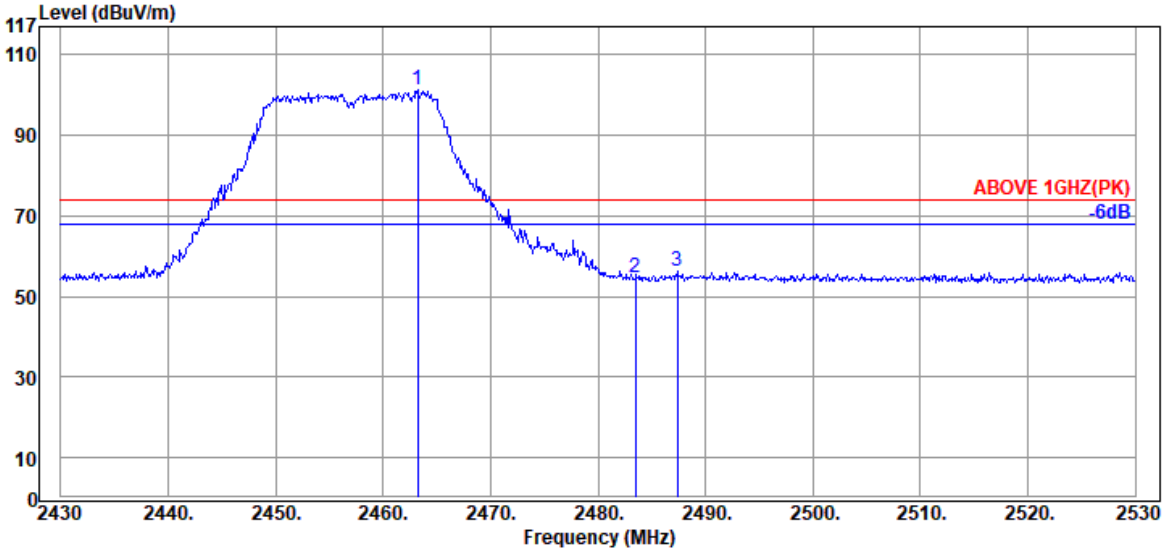

Antenna at Horizontal Polarization

	Emission Frequency (MHz)	Antenna Factor (dB/m)	Cable Loss (dB)	Meter Reading (dBμV)	Emission Level (dBμV/m)	Limits (dBμV/m)	Margin (dB)	Detector
@	2463.20	32.63	8.20	60.31	101.14	---	---	Peak
	2483.50	32.57	8.20	13.88	54.65	74.00	19.35	Peak
	2487.40	32.57	8.20	15.63	56.40	74.00	17.60	Peak

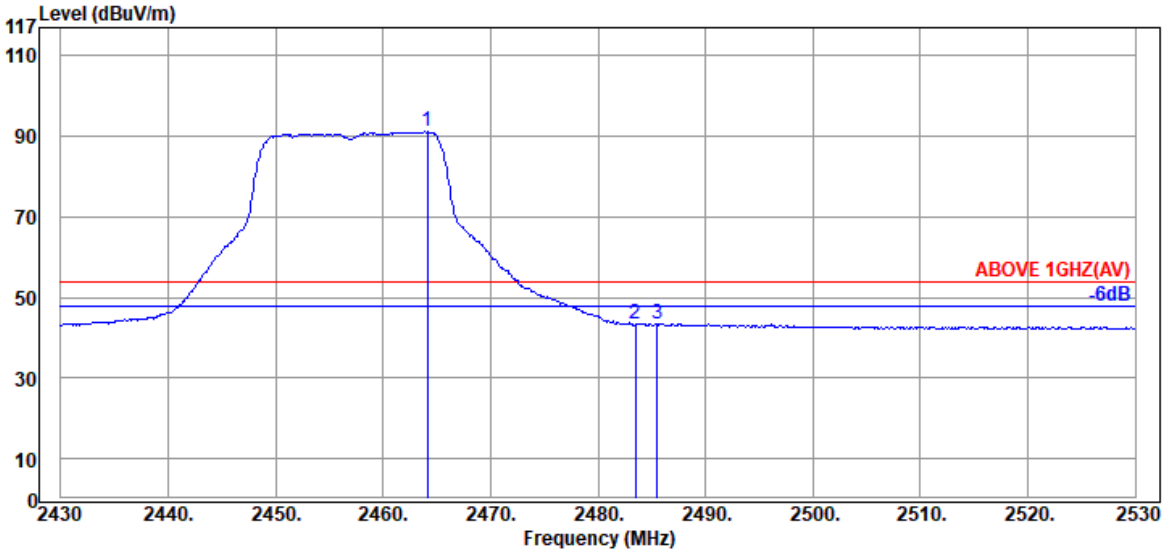

Antenna at Horizontal Polarization

	Emission Frequency (MHz)	Antenna Factor (dB/m)	Cable Loss (dB)	Meter Reading (dBμV)	Emission Level (dBμV/m)	Limits (dBμV/m)	Margin (dB)	Detector
@	2464.10	32.63	8.20	50.27	91.10	---	---	Average
	2483.50	32.57	8.20	2.62	43.39	54.00	10.61	Average
	2485.50	32.57	8.20	2.81	43.58	54.00	10.42	Average

Remark: The "@" means fundamental frequency, it is ignored in this section.

This test report may be reproduced in full only. The document may only be updated by Audix Technology Corp. personnel. Any changes will be noted in the Document History section of the report.

Audix Technology Corp.
No. 53-11, Dingfu, Linkou, Dist.,
New Taipei City244, Taiwan
Tel: +886 2 26099301
Fax: +886 2 26099303

Mode	802.11g	Frequency	TX 2457MHz

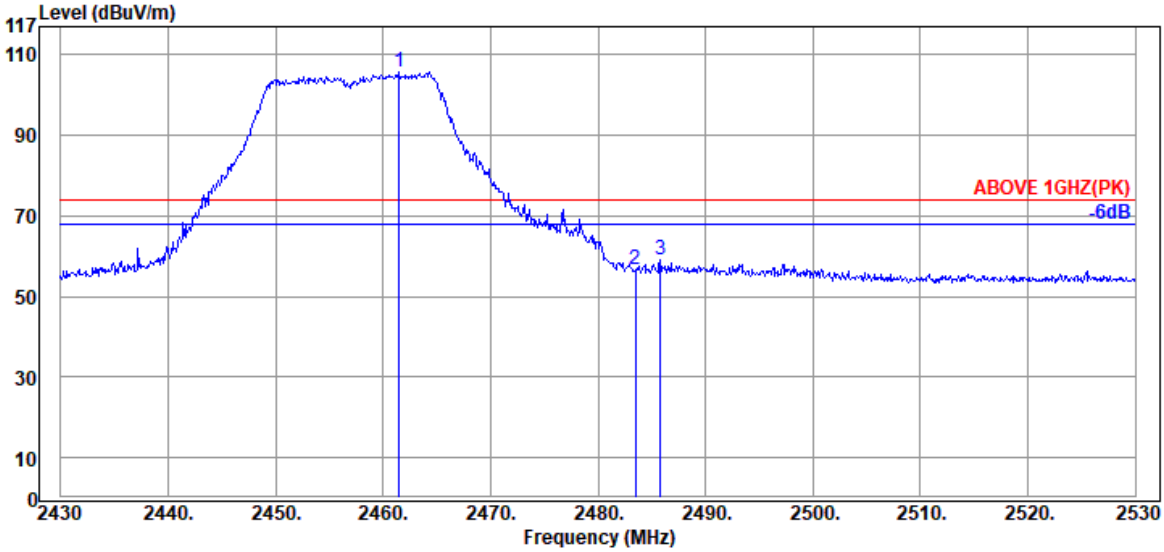

Antenna at Vertical Polarization

	Emission Frequency (MHz)	Antenna Factor (dB/m)	Cable Loss (dB)	Meter Reading (dBμV)	Emission Level (dBμV/m)	Limits (dBμV/m)	Margin (dB)	Detector
@	2461.50	32.63	8.20	64.90	105.73	---	---	Peak
	2483.50	32.57	8.20	16.02	56.79	74.00	17.21	Peak
	2485.80	32.57	8.20	18.37	59.14	74.00	14.86	Peak

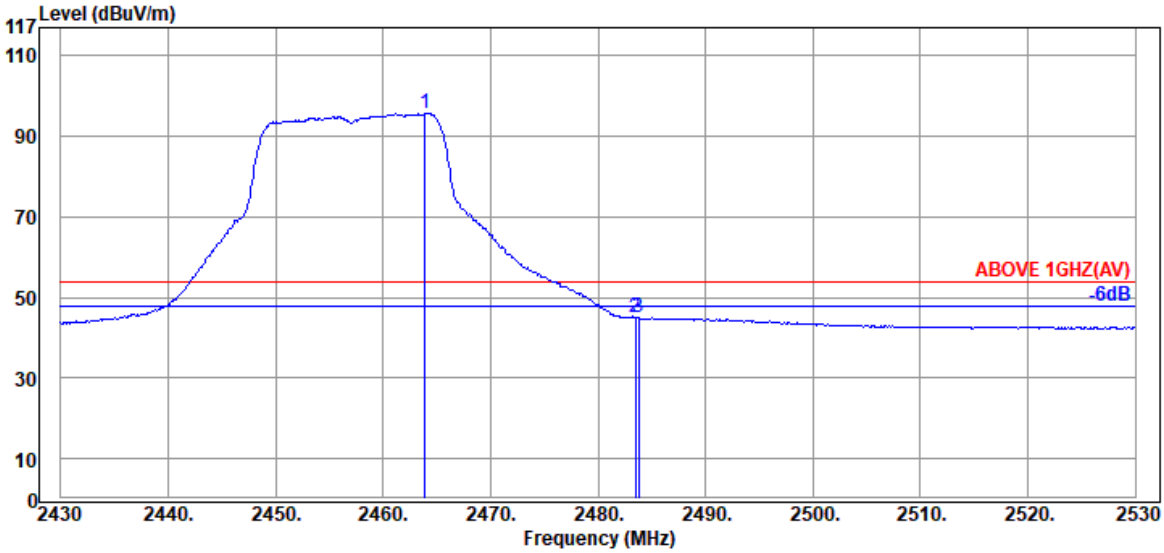

Antenna at Vertical Polarization

	Emission Frequency (MHz)	Antenna Factor (dB/m)	Cable Loss (dB)	Meter Reading (dBμV)	Emission Level (dBμV/m)	Limits (dBμV/m)	Margin (dB)	Detector
@	2463.90	32.63	8.20	54.86	95.69	---	---	Average
	2483.50	32.57	8.20	4.17	44.94	54.00	9.06	Average
	2483.80	32.57	8.20	4.16	44.93	54.00	9.07	Average

Remark: The "@" means fundamental frequency, it is ignored in this section.

This test report may be reproduced in full only. The document may only be updated by Audix Technology Corp. personnel. Any changes will be noted in the Document History section of the report.

Audix Technology Corp.
No. 53-11, Dingfu, Linkou, Dist.,
New Taipei City244, Taiwan

Tel: +886 2 26099301
Fax: +886 2 26099303

Mode	802.11g	Frequency	TX 2462MHz

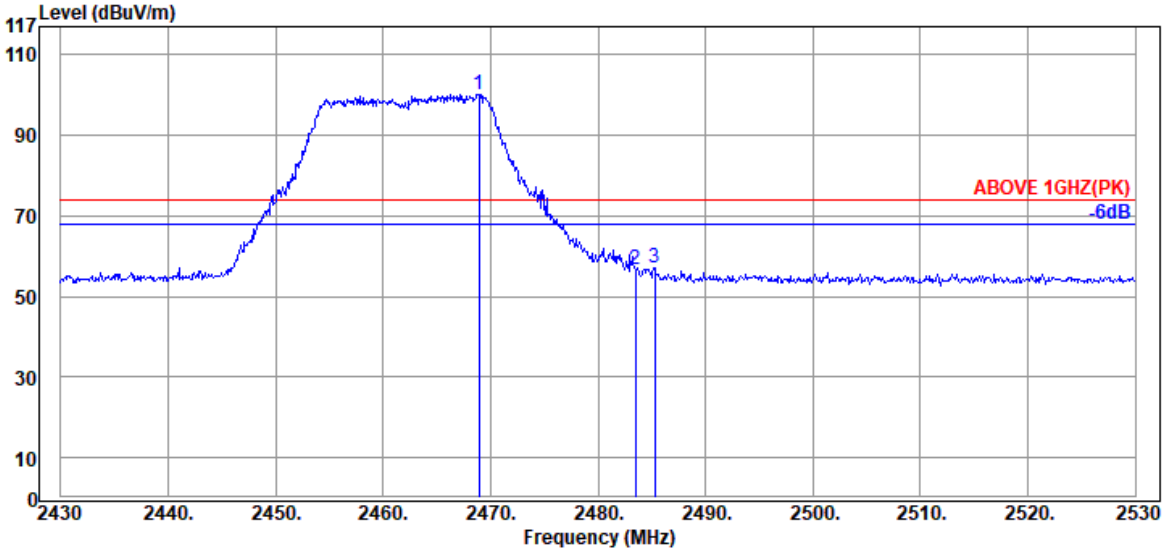

Antenna at Horizontal Polarization

	Emission Frequency (MHz)	Antenna Factor (dB/m)	Cable Loss (dB)	Meter Reading (dBμV)	Emission Level (dBμV/m)	Limits (dBμV/m)	Margin (dB)	Detector
@	2468.90	32.63	8.20	59.45	100.28	---	---	Peak
	2483.50	32.57	8.20	15.73	56.50	74.00	17.50	Peak
	2485.30	32.57	8.20	16.40	57.17	74.00	16.83	Peak

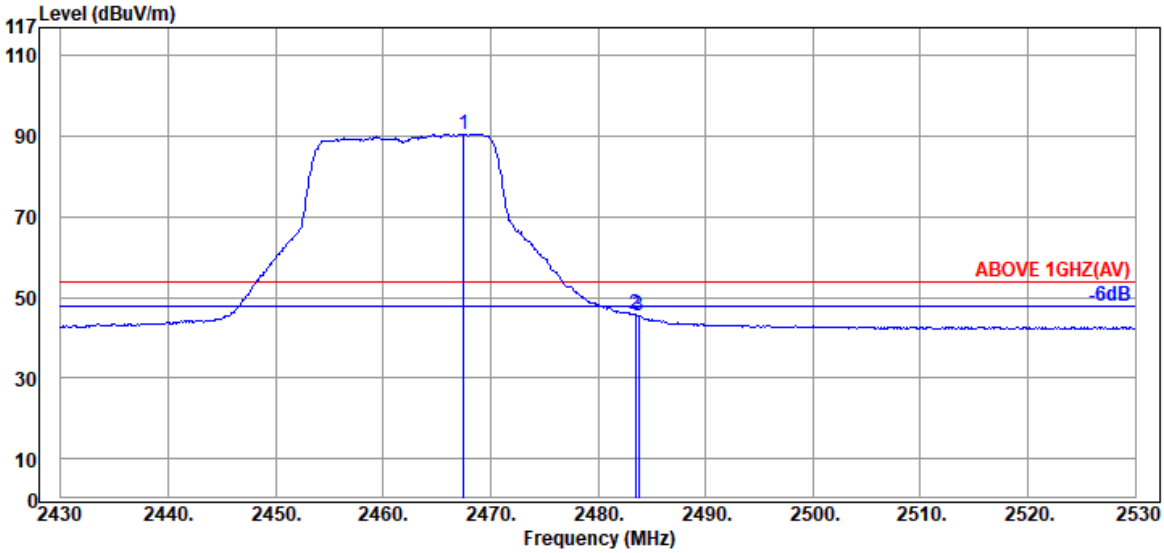

Antenna at Horizontal Polarization

	Emission Frequency (MHz)	Antenna Factor (dB/m)	Cable Loss (dB)	Meter Reading (dBμV)	Emission Level (dBμV/m)	Limits (dBμV/m)	Margin (dB)	Detector
@	2467.50	32.63	8.20	49.77	90.60	---	---	Average
	2483.50	32.57	8.20	4.94	45.71	54.00	8.29	Average
	2483.80	32.57	8.20	4.76	45.53	54.00	8.47	Average

Remark: The "@" means fundamental frequency, it is ignored in this section.

This test report may be reproduced in full only. The document may only be updated by Audix Technology Corp. personnel. Any changes will be noted in the Document History section of the report.

Audix Technology Corp.
No. 53-11, Dingfu, Linkou, Dist.,
New Taipei City244, Taiwan
Tel: +886 2 26099301
Fax: +886 2 26099303

Mode	802.11g	Frequency	TX 2462MHz

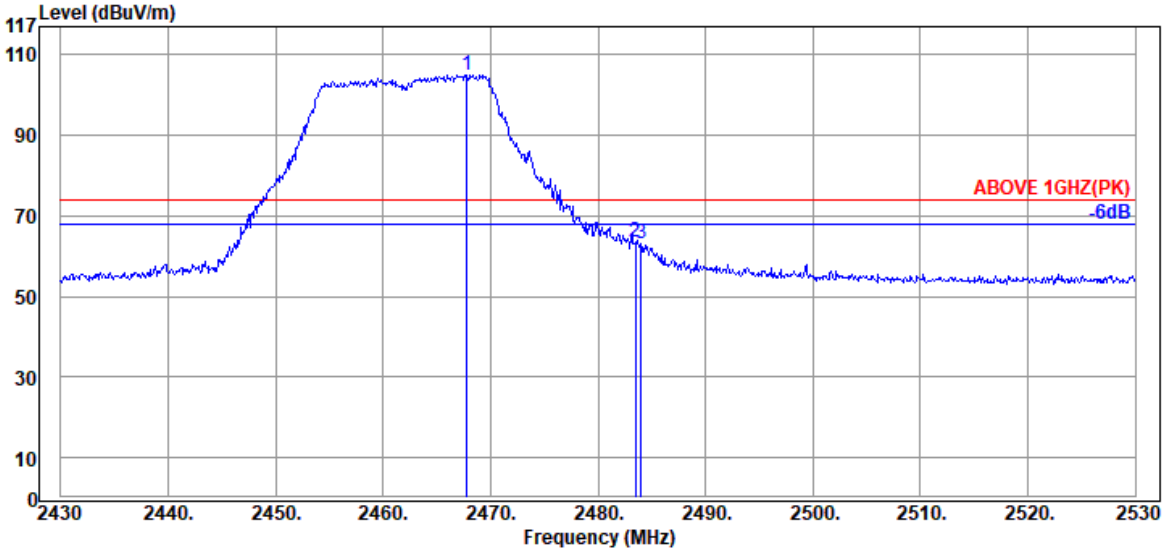

Antenna at Vertical Polarization

	Emission Frequency (MHz)	Antenna Factor (dB/m)	Cable Loss (dB)	Meter Reading (dBμV)	Emission Level (dBμV/m)	Limits (dBμV/m)	Margin (dB)	Detector
@	2467.80	32.63	8.20	64.30	105.13	---	---	Peak
	2483.50	32.57	8.20	22.66	63.43	74.00	10.57	Peak
	2484.00	32.57	8.20	22.54	63.31	74.00	10.69	Peak

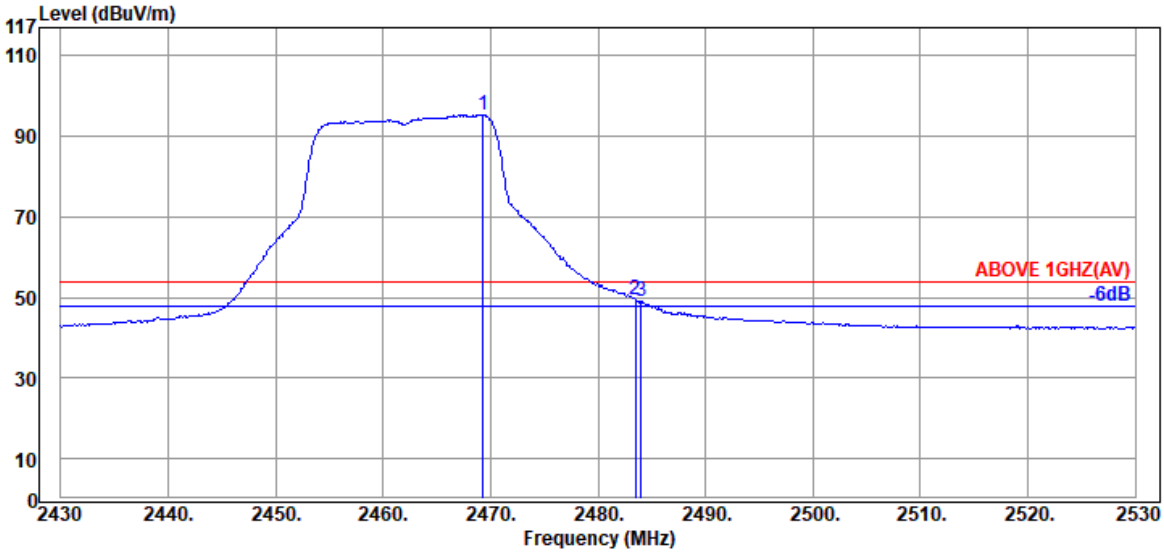

Antenna at Vertical Polarization

	Emission Frequency (MHz)	Antenna Factor (dB/m)	Cable Loss (dB)	Meter Reading (dBμV)	Emission Level (dBμV/m)	Limits (dBμV/m)	Margin (dB)	Detector
@	2469.30	32.63	8.20	54.56	95.39	---	---	Average
	2483.50	32.57	8.20	8.51	49.28	54.00	4.72	Average
	2484.00	32.57	8.20	8.16	48.93	54.00	5.07	Average

Remark: The "@" means fundamental frequency, it is ignored in this section.

This test report may be reproduced in full only. The document may only be updated by Audix Technology Corp. personnel. Any changes will be noted in the Document History section of the report.

Audix Technology Corp.
No. 53-11, Dingfu, Linkou, Dist.,
New Taipei City244, Taiwan
Tel: +886 2 26099301
Fax: +886 2 26099303

Mode	802.11g	Frequency	TX 2467MHz

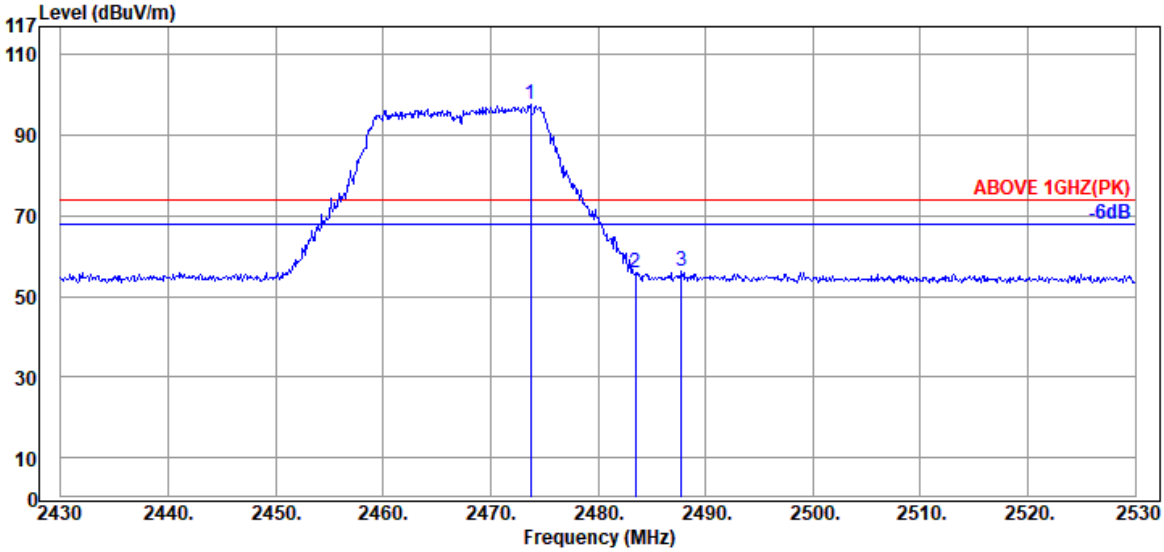

Antenna at Horizontal Polarization

	Emission Frequency (MHz)	Antenna Factor (dB/m)	Cable Loss (dB)	Meter Reading (dBμV)	Emission Level (dBμV/m)	Limits (dBμV/m)	Margin (dB)	Detector
@	2473.70	32.57	8.20	56.90	97.67	---	---	Peak
	2483.50	32.57	8.20	14.98	55.75	74.00	18.25	Peak
	2487.80	32.50	8.21	15.40	56.11	74.00	17.89	Peak

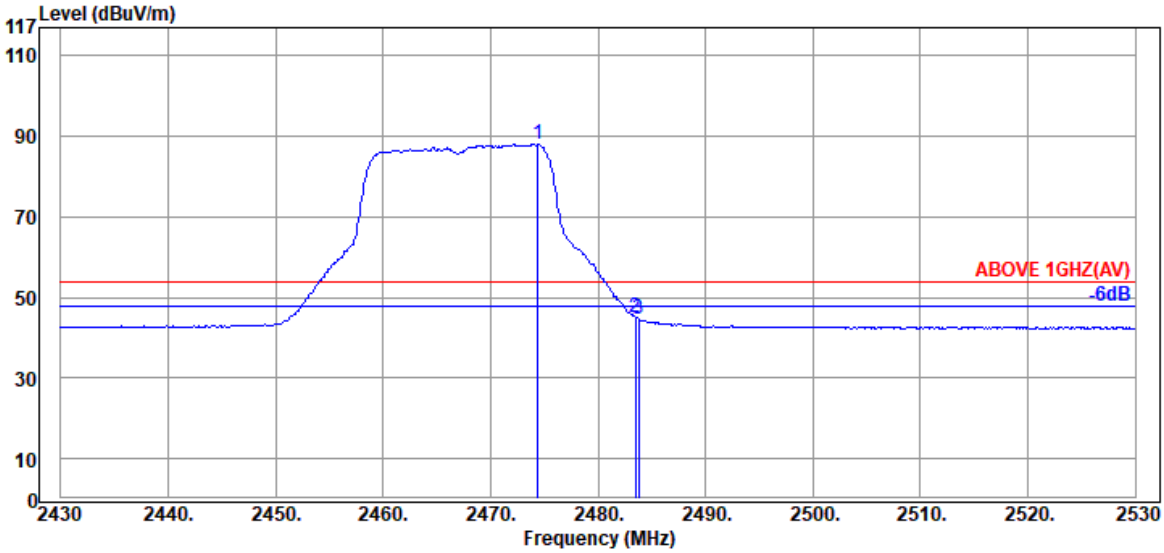

Antenna at Horizontal Polarization

	Emission Frequency (MHz)	Antenna Factor (dB/m)	Cable Loss (dB)	Meter Reading (dBμV)	Emission Level (dBμV/m)	Limits (dBμV/m)	Margin (dB)	Detector
@	2474.40	32.57	8.20	47.28	88.05	---	---	Average
	2483.50	32.57	8.20	4.38	45.15	54.00	8.85	Average
	2483.80	32.57	8.20	4.03	44.80	54.00	9.20	Average

Remark: The "@" means fundamental frequency, it is ignored in this section.

This test report may be reproduced in full only. The document may only be updated by Audix Technology Corp. personnel. Any changes will be noted in the Document History section of the report.

Audix Technology Corp.
No. 53-11, Dingfu, Linkou, Dist.,
New Taipei City244, Taiwan
Tel: +886 2 26099301
Fax: +886 2 26099303

Mode	802.11g	Frequency	TX 2467MHz

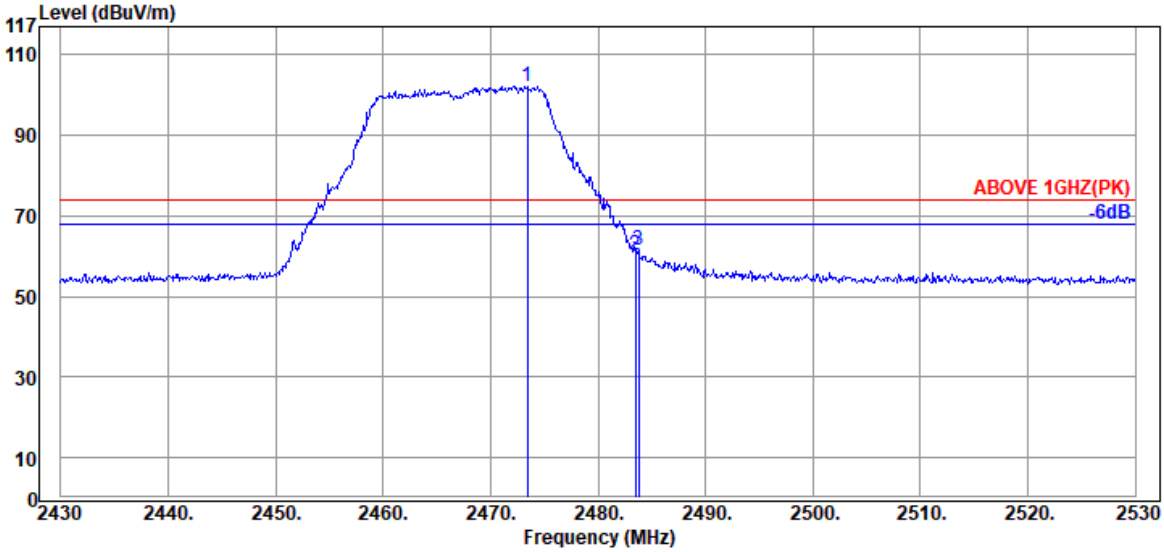

Antenna at Vertical Polarization

	Emission Frequency (MHz)	Antenna Factor (dB/m)	Cable Loss (dB)	Meter Reading (dBµV)	Emission Level (dBµV/m)	Limits (dBµV/m)	Margin (dB)	Detector
@	2473.40	32.57	8.20	61.47	102.24	---	---	Peak
	2483.50	32.57	8.20	19.64	60.41	74.00	13.59	Peak
	2483.80	32.57	8.20	20.61	61.38	74.00	12.62	Peak

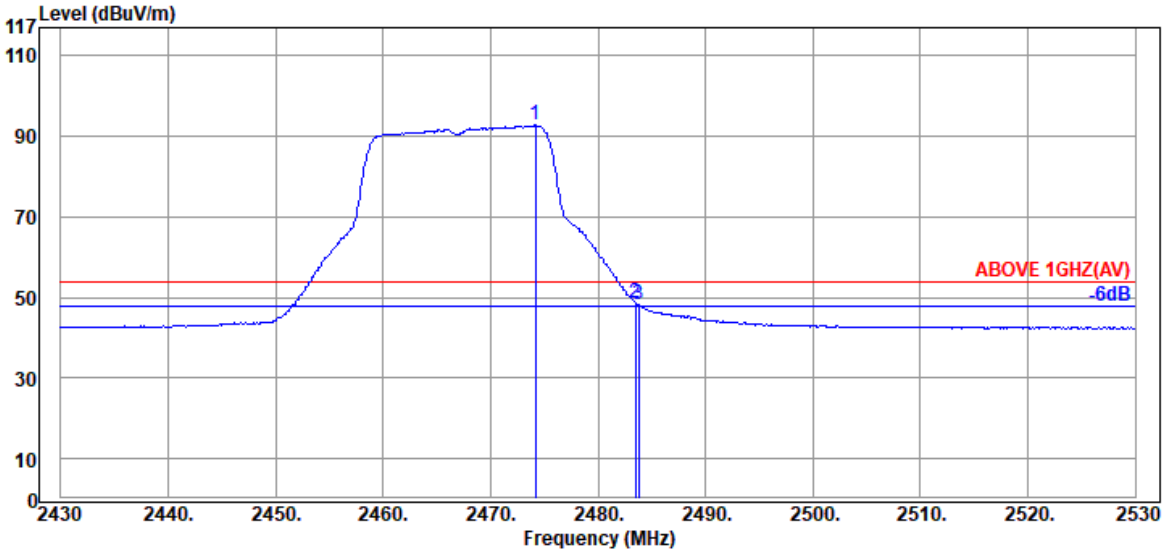

Antenna at Vertical Polarization

	Emission Frequency (MHz)	Antenna Factor (dB/m)	Cable Loss (dB)	Meter Reading (dBµV)	Emission Level (dBµV/m)	Limits (dBµV/m)	Margin (dB)	Detector
@	2474.20	32.57	8.20	52.09	92.86	---	---	Average
	2483.50	32.57	8.20	7.91	48.68	54.00	5.32	Average
	2483.80	32.57	8.20	7.53	48.30	54.00	5.70	Average

Remark: The "@" means fundamental frequency, it is ignored in this section.

This test report may be reproduced in full only. The document may only be updated by Audix Technology Corp. personnel. Any changes will be noted in the Document History section of the report.

Audix Technology Corp.
No. 53-11, Dingfu, Linkou, Dist.,
New Taipei City244, Taiwan

Tel: +886 2 26099301
Fax: +886 2 26099303

Mode	802.11g	Frequency	TX 2472MHz

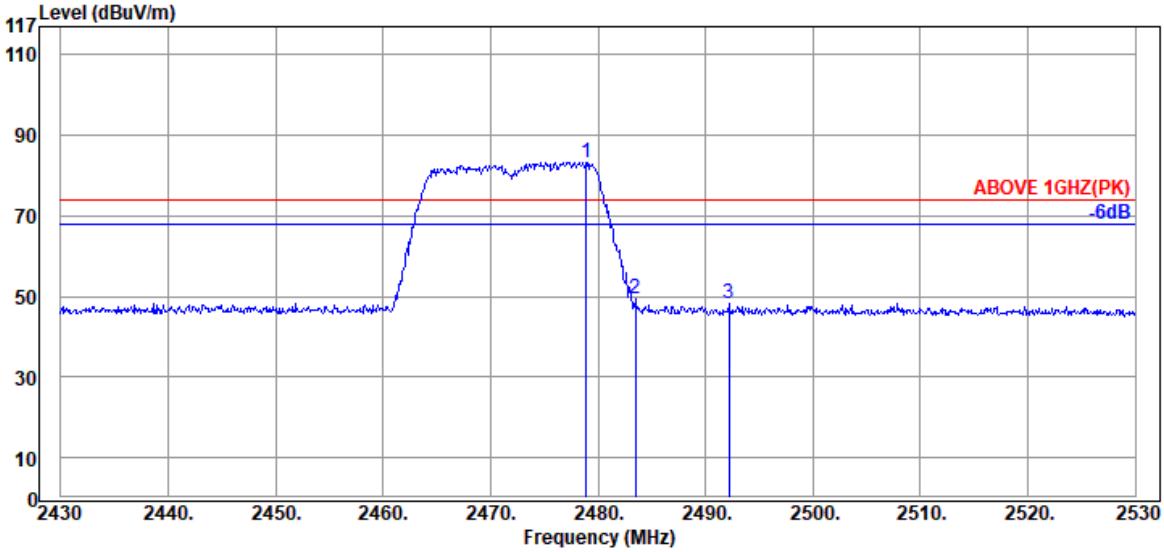

Antenna at Horizontal Polarization

	Emission Frequency (MHz)	Antenna Factor (dB/m)	Cable Loss (dB)	Meter Reading (dBμV)	Emission Level (dBμV/m)	Limits (dBμV/m)	Margin (dB)	Detector
@	2478.90	32.57	8.20	42.61	83.38	---	---	Peak
	2483.50	32.57	8.20	8.65	49.42	74.00	24.58	Peak
	2492.20	32.50	8.21	7.45	48.16	74.00	25.84	Peak

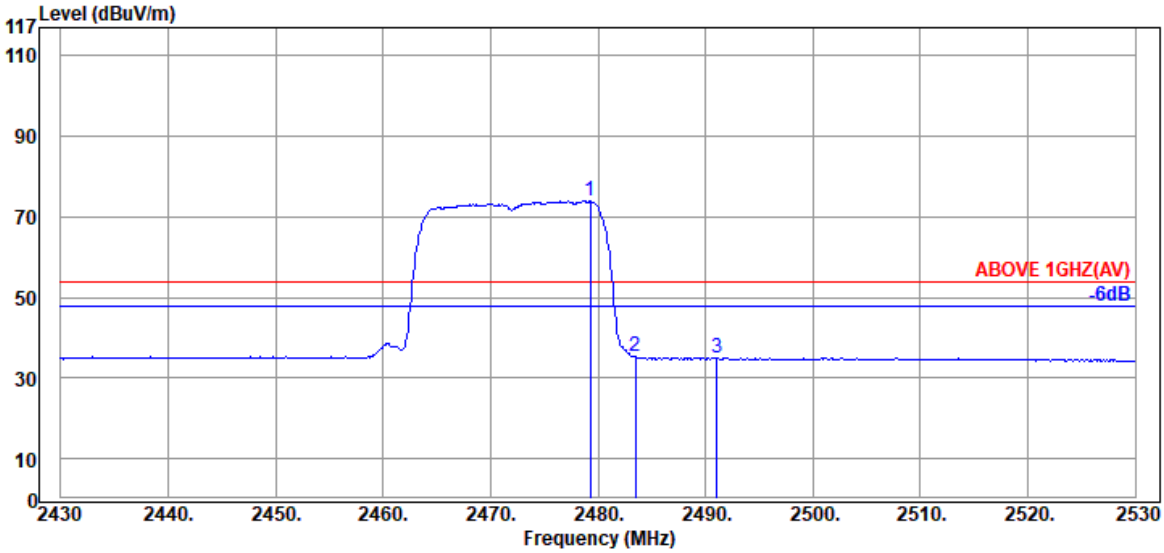

Antenna at Horizontal Polarization

	Emission Frequency (MHz)	Antenna Factor (dB/m)	Cable Loss (dB)	Meter Reading (dBμV)	Emission Level (dBμV/m)	Limits (dBμV/m)	Margin (dB)	Detector
@	2479.30	32.57	8.20	33.18	73.95	---	---	Average
	2483.50	32.57	8.20	-5.57	35.20	54.00	18.80	Average
	2491.10	32.50	8.21	-5.68	35.03	54.00	18.97	Average

Remark: The "@" means fundamental frequency, it is ignored in this section.

This test report may be reproduced in full only. The document may only be updated by Audix Technology Corp. personnel. Any changes will be noted in the Document History section of the report.

Audix Technology Corp.
No. 53-11, Dingfu, Linkou, Dist.,
New Taipei City244, Taiwan
Tel: +886 2 26099301
Fax: +886 2 26099303

Mode	802.11g	Frequency	TX 2472MHz

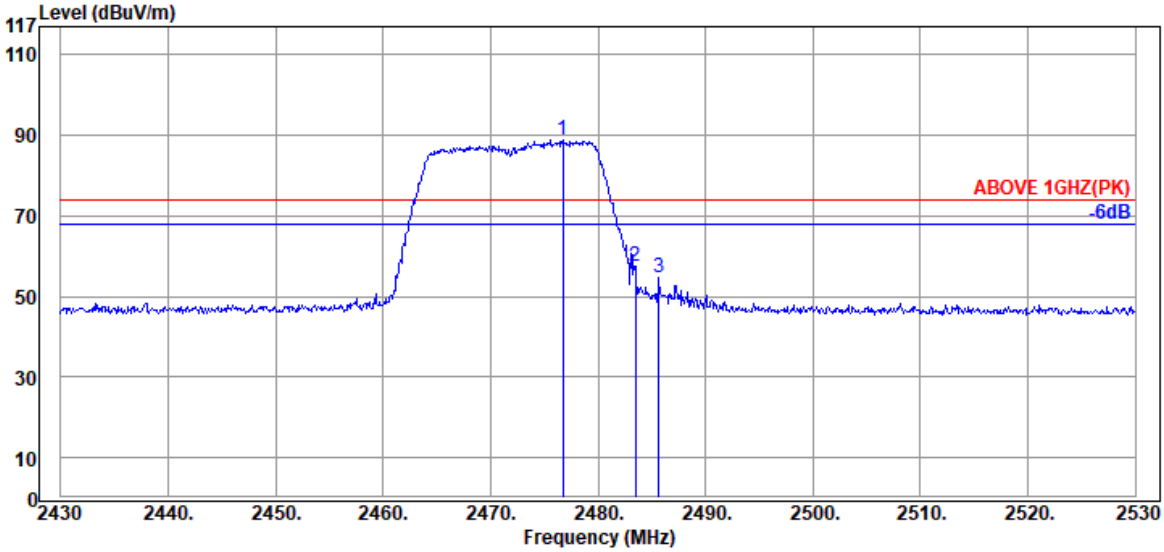

Antenna at Vertical Polarization

	Emission Frequency (MHz)	Antenna Factor (dB/m)	Cable Loss (dB)	Meter Reading (dBμV)	Emission Level (dBμV/m)	Limits (dBμV/m)	Margin (dB)	Detector
@	2476.70	32.57	8.20	47.99	88.76	---	---	Peak
	2483.50	32.57	8.20	16.69	57.46	74.00	16.54	Peak
	2485.70	32.57	8.20	13.78	54.55	74.00	19.45	Peak

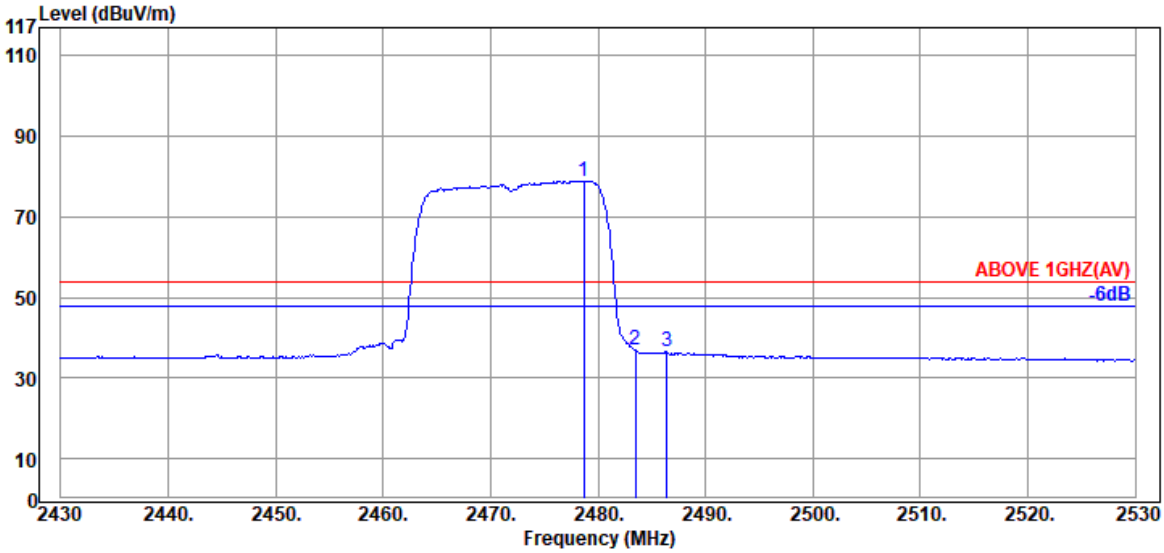

Antenna at Vertical Polarization

	Emission Frequency (MHz)	Antenna Factor (dB/m)	Cable Loss (dB)	Meter Reading (dBμV)	Emission Level (dBμV/m)	Limits (dBμV/m)	Margin (dB)	Detector
@	2478.70	32.57	8.20	38.23	79.00	---	---	Average
	2483.50	32.57	8.20	-3.72	37.05	54.00	16.95	Average
	2486.40	32.57	8.20	-4.33	36.44	54.00	17.56	Average

Remark: The "@" means fundamental frequency, it is ignored in this section.

This test report may be reproduced in full only. The document may only be updated by Audix Technology Corp. personnel. Any changes will be noted in the Document History section of the report.

Audix Technology Corp.
No. 53-11, Dingfu, Linkou, Dist.,
New Taipei City244, Taiwan

Tel: +886 2 26099301
Fax: +886 2 26099303

Mode	802.11n-HT20	Frequency	TX 2412MHz

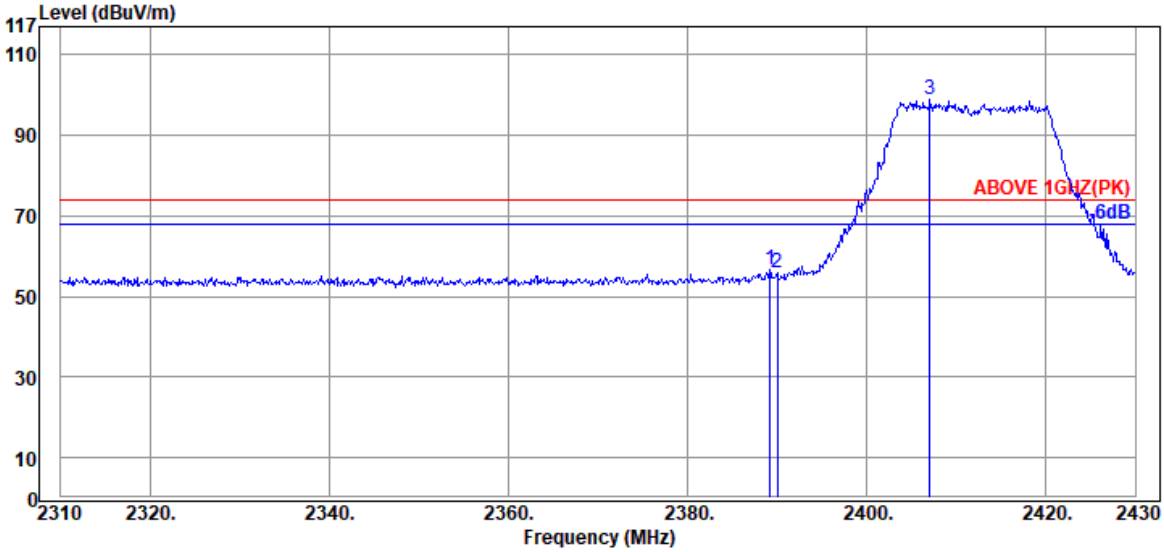

Antenna at Horizontal Polarization

	Emission Frequency (MHz)	Antenna Factor (dB/m)	Cable Loss (dB)	Meter Reading (dBμV)	Emission Level (dBμV/m)	Limits (dBμV/m)	Margin (dB)	Detector
	2389.20	32.00	8.17	16.59	56.76	74.00	17.24	Peak
	2390.00	32.00	8.17	15.86	56.03	74.00	17.97	Peak
@	2407.08	32.23	8.18	58.60	99.01	---	---	Peak

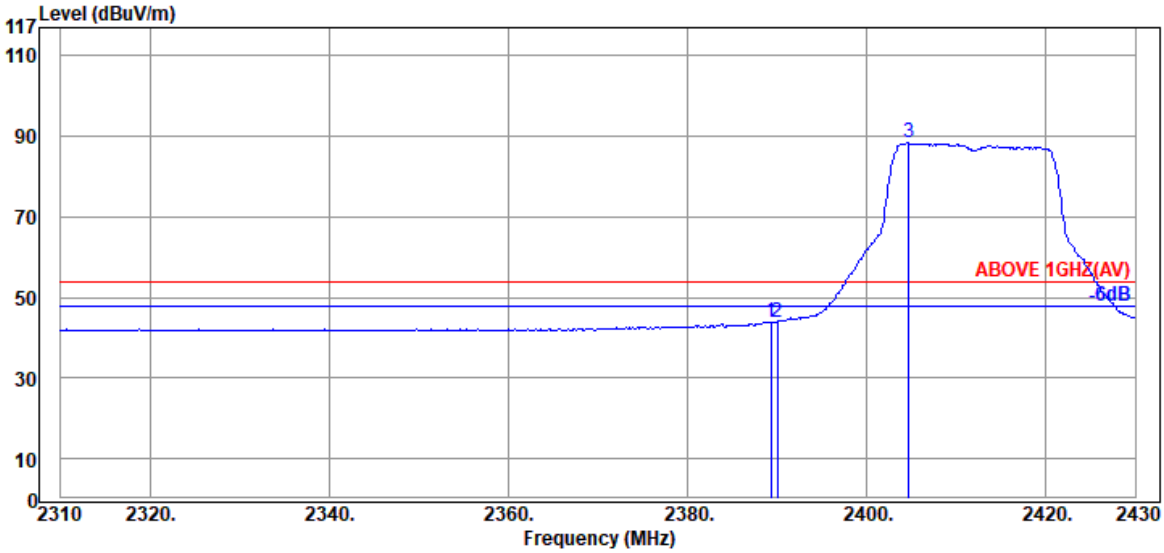

Antenna at Horizontal Polarization

	Emission Frequency (MHz)	Antenna Factor (dB/m)	Cable Loss (dB)	Meter Reading (dBμV)	Emission Level (dBμV/m)	Limits (dBμV/m)	Margin (dB)	Detector
	2389.32	32.00	8.17	3.80	43.97	54.00	10.03	Average
	2390.00	32.00	8.17	3.73	43.90	54.00	10.10	Average
@	2404.68	32.23	8.18	48.14	88.55	---	---	Average

Remark: The "@" means fundamental frequency, it is ignored in this section.

This test report may be reproduced in full only. The document may only be updated by Audix Technology Corp. personnel. Any changes will be noted in the Document History section of the report.

Audix Technology Corp.
No. 53-11, Dingfu, Linkou, Dist.,
New Taipei City244, Taiwan

Tel: +886 2 26099301
Fax: +886 2 26099303

Mode	802.11n-HT20	Frequency	TX 2412MHz

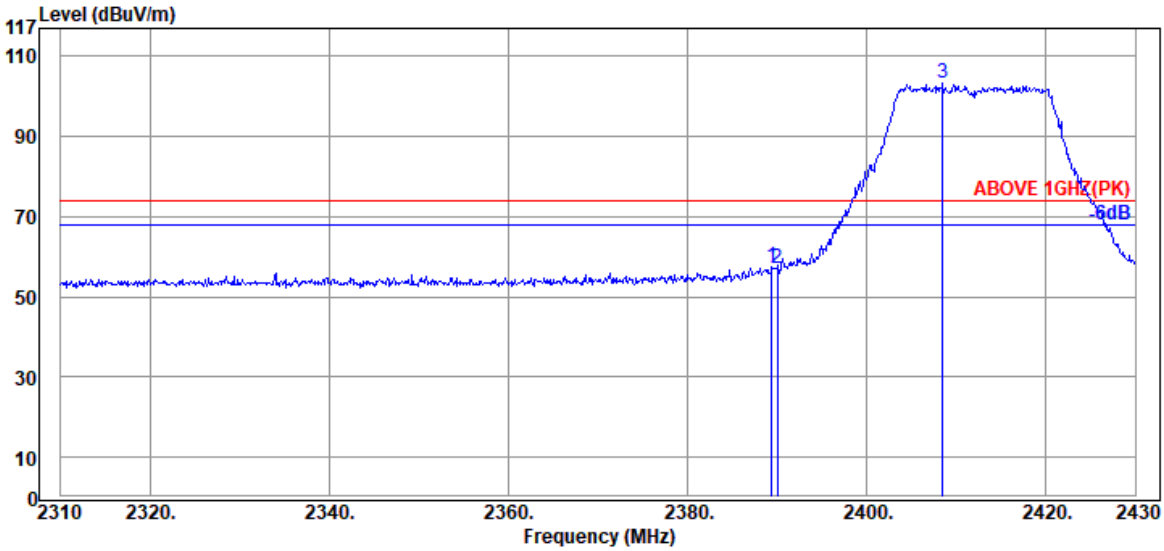

Antenna at Vertical Polarization

	Emission Frequency (MHz)	Antenna Factor (dB/m)	Cable Loss (dB)	Meter Reading (dBµV)	Emission Level (dBµV/m)	Limits (dBµV/m)	Margin (dB)	Detector
	2389.44	32.00	8.17	17.19	57.36	74.00	16.64	Peak
	2390.00	32.00	8.17	16.89	57.06	74.00	16.94	Peak
@	2408.52	32.23	8.18	63.11	103.52	---	---	Peak

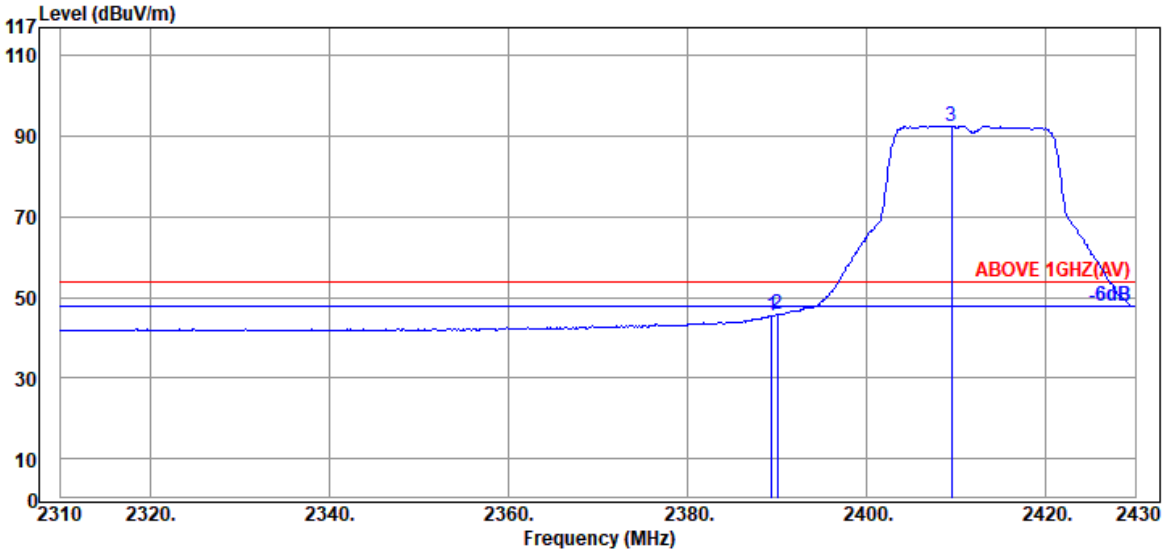

Antenna at Vertical Polarization

	Emission Frequency (MHz)	Antenna Factor (dB/m)	Cable Loss (dB)	Meter Reading (dBµV)	Emission Level (dBµV/m)	Limits (dBµV/m)	Margin (dB)	Detector
	2389.44	32.00	8.17	5.22	45.39	54.00	8.61	Average
	2390.00	32.00	8.17	5.70	45.87	54.00	8.13	Average
@	2409.48	32.23	8.18	52.24	92.65	---	---	Average

Remark: The "@" means fundamental frequency, it is ignored in this section.

This test report may be reproduced in full only. The document may only be updated by Audix Technology Corp. personnel. Any changes will be noted in the Document History section of the report.

Audix Technology Corp.
No. 53-11, Dingfu, Linkou, Dist.,
New Taipei City244, Taiwan
Tel: +886 2 26099301
Fax: +886 2 26099303

Mode	802.11n-HT20	Frequency	TX 2417MHz

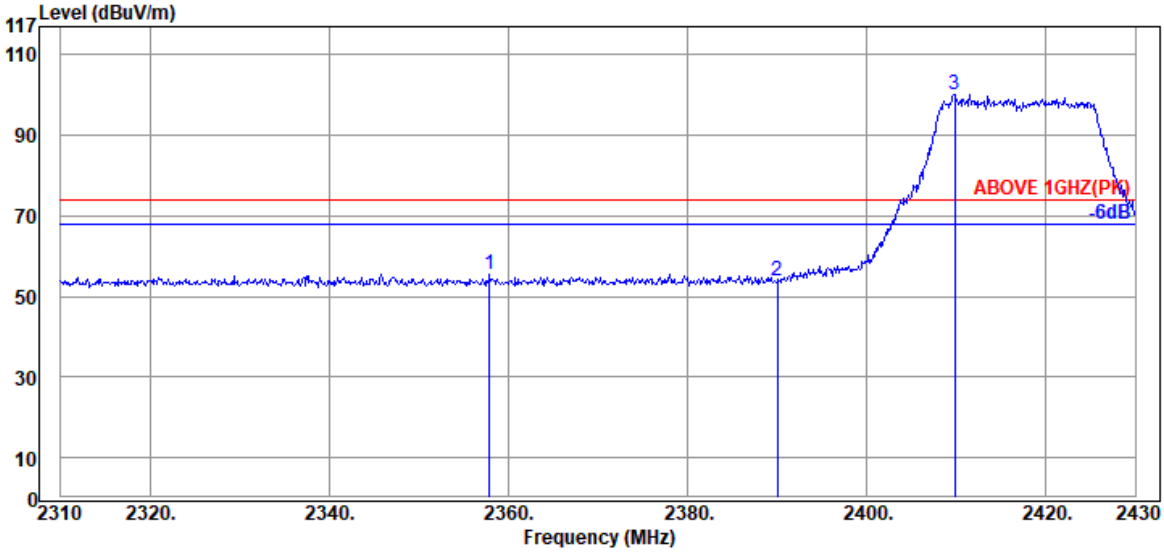

Antenna at Horizontal Polarization

	Emission Frequency (MHz)	Antenna Factor (dB/m)	Cable Loss (dB)	Meter Reading (dBμV)	Emission Level (dBμV/m)	Limits (dBμV/m)	Margin (dB)	Detector
	2357.88	32.00	8.16	15.42	55.58	74.00	18.42	Peak
	2390.00	32.00	8.17	13.64	53.81	74.00	20.19	Peak
@	2409.84	32.23	8.18	59.82	100.23	---	---	Peak

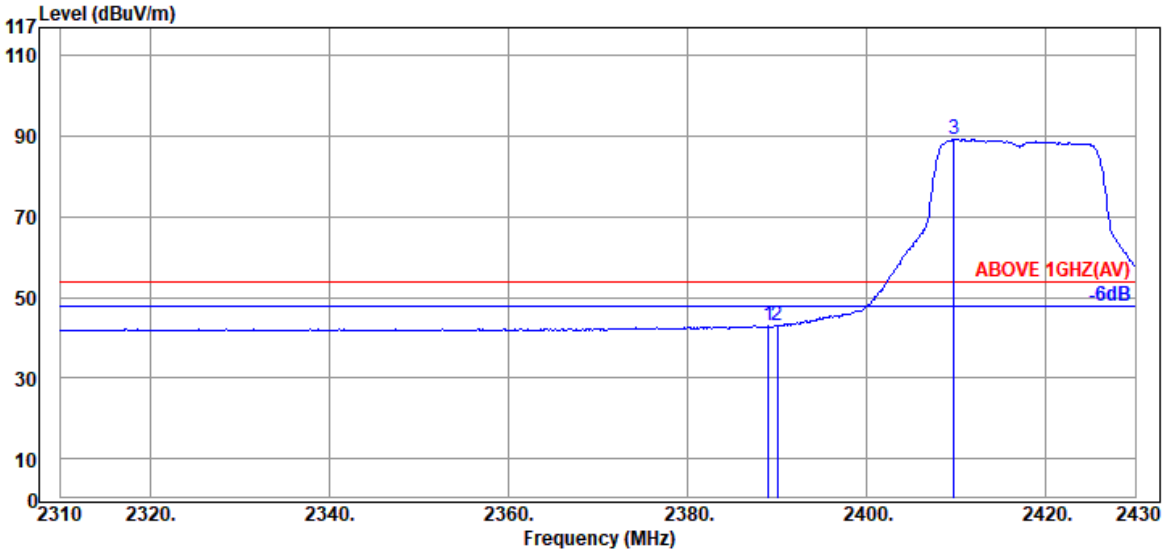

Antenna at Horizontal Polarization

	Emission Frequency (MHz)	Antenna Factor (dB/m)	Cable Loss (dB)	Meter Reading (dBμV)	Emission Level (dBμV/m)	Limits (dBμV/m)	Margin (dB)	Detector
	2389.08	32.00	8.17	2.81	42.98	54.00	11.02	Average
	2390.00	32.00	8.17	2.68	42.85	54.00	11.15	Average
@	2409.72	32.23	8.18	48.92	89.33	---	---	Average

Remark: The "@" means fundamental frequency, it is ignored in this section.

This test report may be reproduced in full only. The document may only be updated by Audix Technology Corp. personnel. Any changes will be noted in the Document History section of the report.

Audix Technology Corp.
No. 53-11, Dingfu, Linkou, Dist.,
New Taipei City244, Taiwan

Tel: +886 2 26099301
Fax: +886 2 26099303

Mode	802.11n-HT20	Frequency	TX 2417MHz

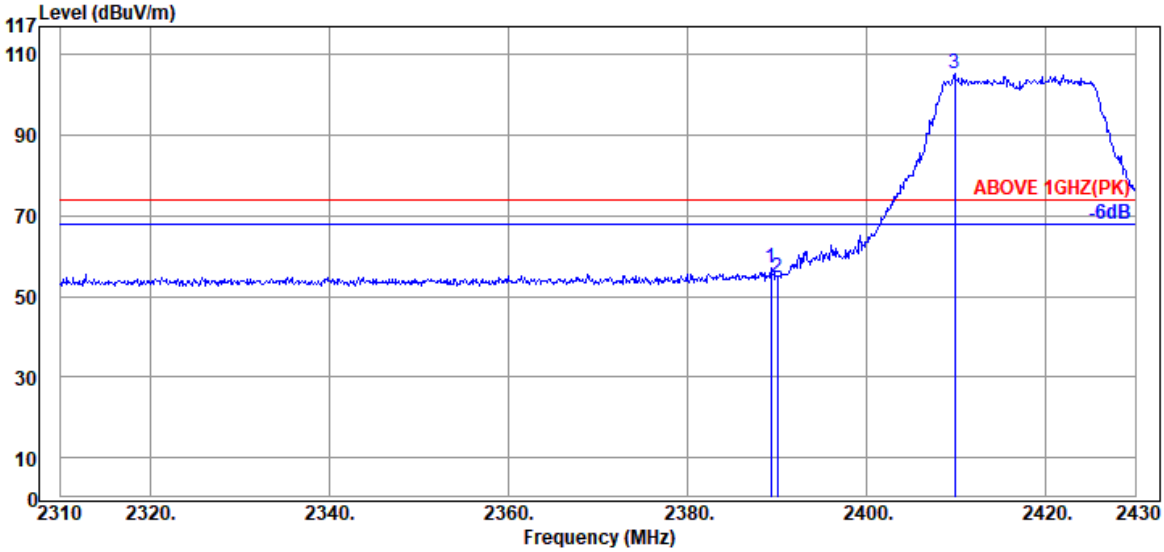

Antenna at Vertical Polarization

	Emission Frequency (MHz)	Antenna Factor (dB/m)	Cable Loss (dB)	Meter Reading (dBμV)	Emission Level (dBμV/m)	Limits (dBμV/m)	Margin (dB)	Detector
	2389.32	32.00	8.17	16.97	57.14	74.00	16.86	Peak
	2390.00	32.00	8.17	14.34	54.51	74.00	19.49	Peak
@	2409.84	32.23	8.18	65.07	105.48	---	---	Peak

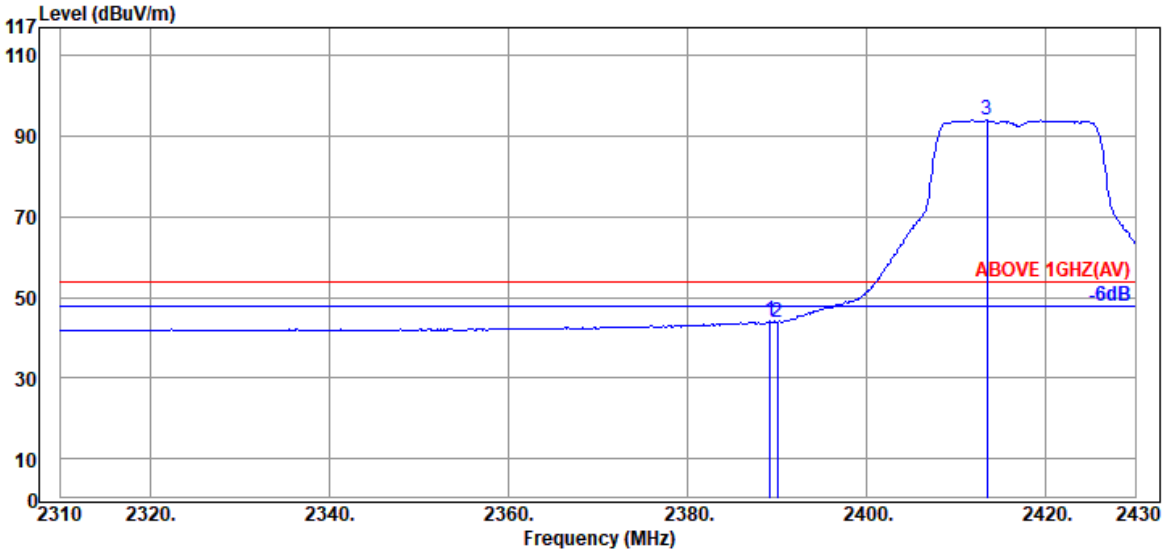

Antenna at Vertical Polarization

	Emission Frequency (MHz)	Antenna Factor (dB/m)	Cable Loss (dB)	Meter Reading (dBμV)	Emission Level (dBμV/m)	Limits (dBμV/m)	Margin (dB)	Detector
	2389.20	32.00	8.17	3.91	44.08	54.00	9.92	Average
	2390.00	32.00	8.17	3.82	43.99	54.00	10.01	Average
@	2413.44	32.23	8.18	53.74	94.15	---	---	Average

Remark: The "@" means fundamental frequency, it is ignored in this section.

This test report may be reproduced in full only. The document may only be updated by Audix Technology Corp. personnel. Any changes will be noted in the Document History section of the report.

Audix Technology Corp.
No. 53-11, Dingfu, Linkou, Dist.,
New Taipei City244, Taiwan

Tel: +886 2 26099301
Fax: +886 2 26099303

Mode	802.11n-HT20	Frequency	TX 2457MHz

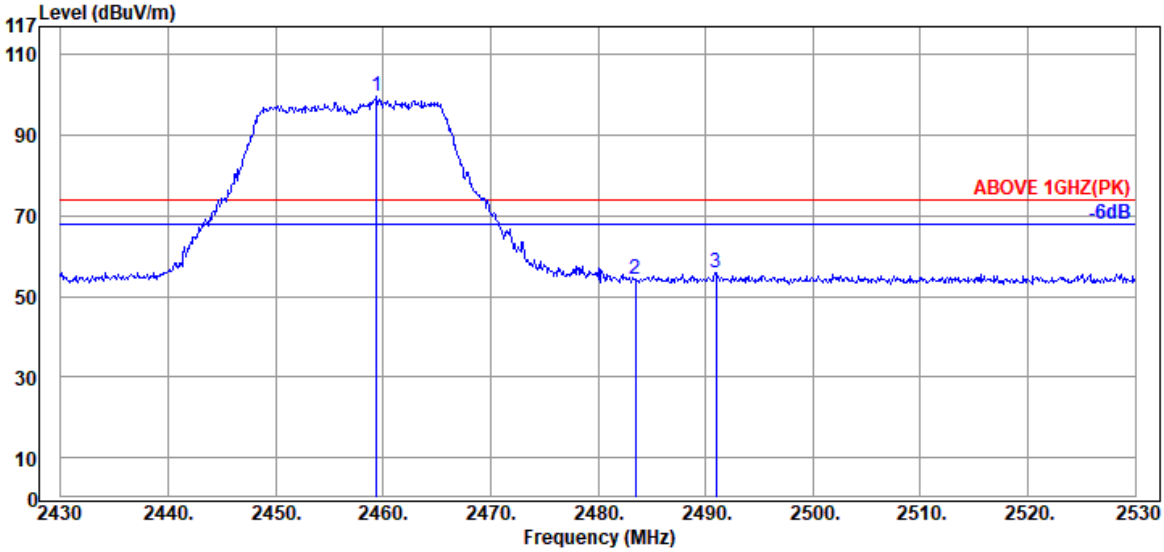

Antenna at Horizontal Polarization

	Emission Frequency (MHz)	Antenna Factor (dB/m)	Cable Loss (dB)	Meter Reading (dBμV)	Emission Level (dBμV/m)	Limits (dBμV/m)	Margin (dB)	Detector
@	2459.40	32.63	8.20	58.91	99.74	---	---	Peak
	2483.50	32.57	8.20	13.52	54.29	74.00	19.71	Peak
	2491.00	32.50	8.21	15.27	55.98	74.00	18.02	Peak

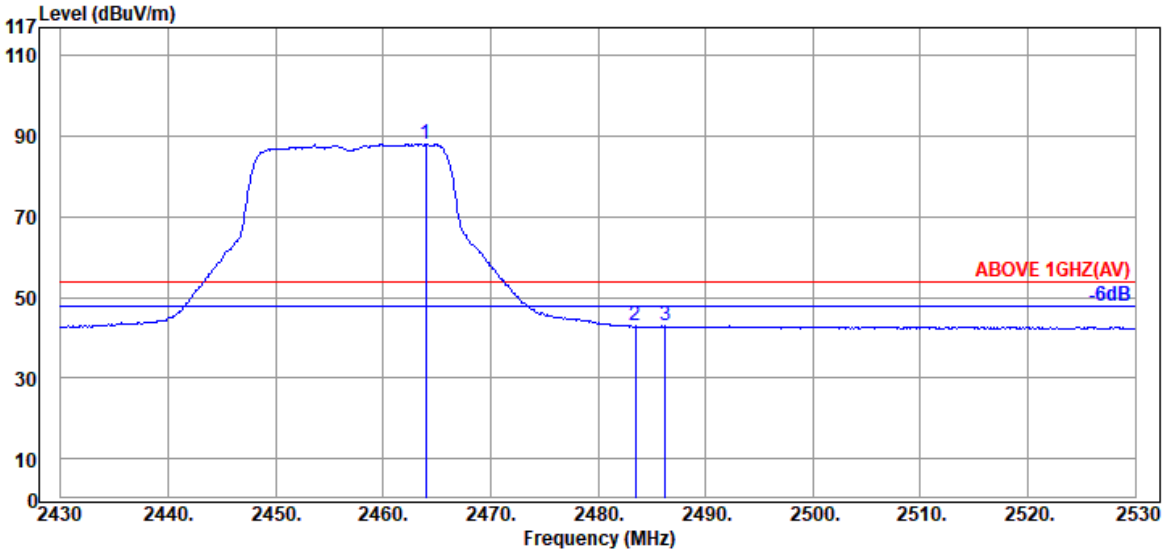

Antenna at Horizontal Polarization

	Emission Frequency (MHz)	Antenna Factor (dB/m)	Cable Loss (dB)	Meter Reading (dBμV)	Emission Level (dBμV/m)	Limits (dBμV/m)	Margin (dB)	Detector
@	2464.00	32.63	8.20	47.25	88.08	---	---	Average
	2483.50	32.57	8.20	2.08	42.85	54.00	11.15	Average
	2486.30	32.57	8.20	2.15	42.92	54.00	11.08	Average

Remark: The "@" means fundamental frequency, it is ignored in this section.

This test report may be reproduced in full only. The document may only be updated by Audix Technology Corp. personnel. Any changes will be noted in the Document History section of the report.

Audix Technology Corp.
No. 53-11, Dingfu, Linkou, Dist.,
New Taipei City244, Taiwan
Tel: +886 2 26099301
Fax: +886 2 26099303

Mode	802.11n-HT20	Frequency	TX 2457MHz

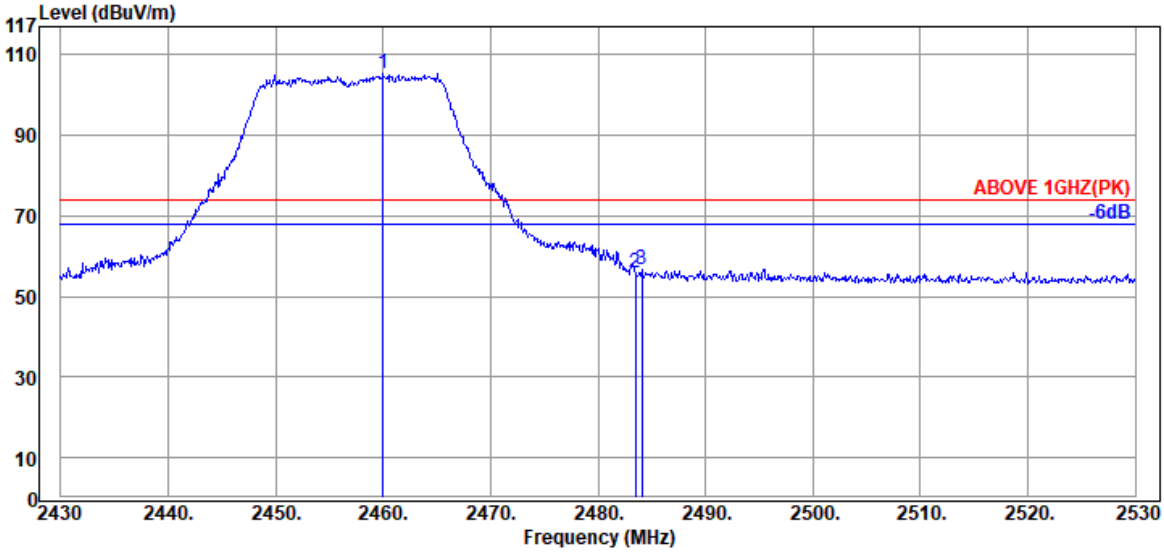

Antenna at Vertical Polarization

	Emission Frequency (MHz)	Antenna Factor (dB/m)	Cable Loss (dB)	Meter Reading (dBµV)	Emission Level (dBµV/m)	Limits (dBµV/m)	Margin (dB)	Detector
@	2460.00	32.63	8.20	64.34	105.17	---	---	Peak
	2483.50	32.57	8.20	15.21	55.98	74.00	18.02	Peak
	2484.10	32.57	8.20	16.01	56.78	74.00	17.22	Peak

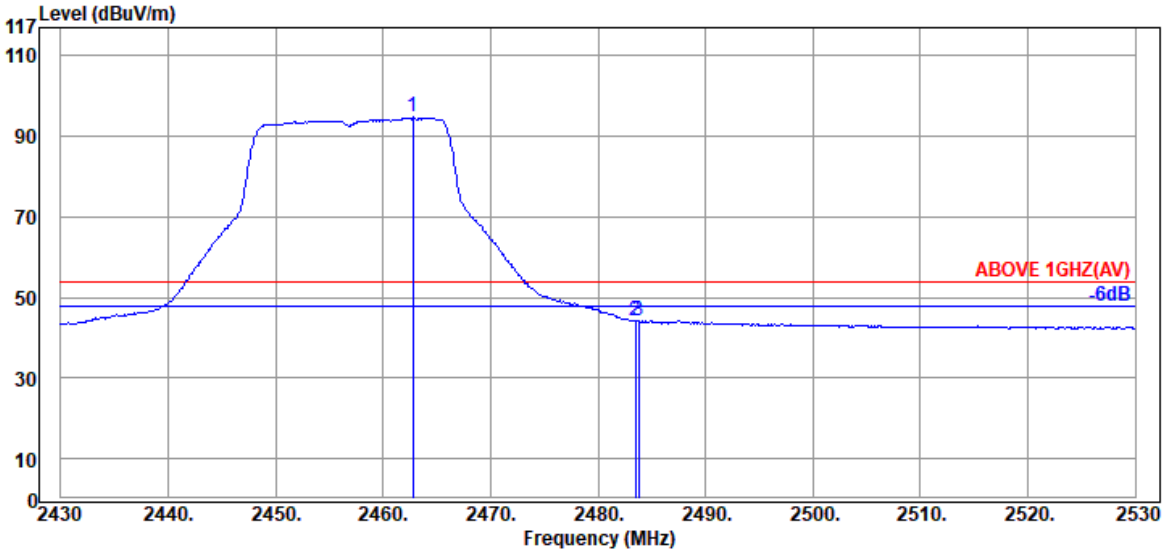

Antenna at Vertical Polarization

	Emission Frequency (MHz)	Antenna Factor (dB/m)	Cable Loss (dB)	Meter Reading (dBµV)	Emission Level (dBµV/m)	Limits (dBµV/m)	Margin (dB)	Detector
@	2462.80	32.63	8.20	53.87	94.70	---	---	Average
	2483.50	32.57	8.20	3.48	44.25	54.00	9.75	Average
	2483.80	32.57	8.20	3.41	44.18	54.00	9.82	Average

Remark: The "@" means fundamental frequency, it is ignored in this section.

This test report may be reproduced in full only. The document may only be updated by Audix Technology Corp. personnel. Any changes will be noted in the Document History section of the report.

Audix Technology Corp.
No. 53-11, Dingfu, Linkou, Dist.,
New Taipei City244, Taiwan
Tel: +886 2 26099301
Fax: +886 2 26099303

Mode	802.11n-HT20	Frequency	TX 2462MHz

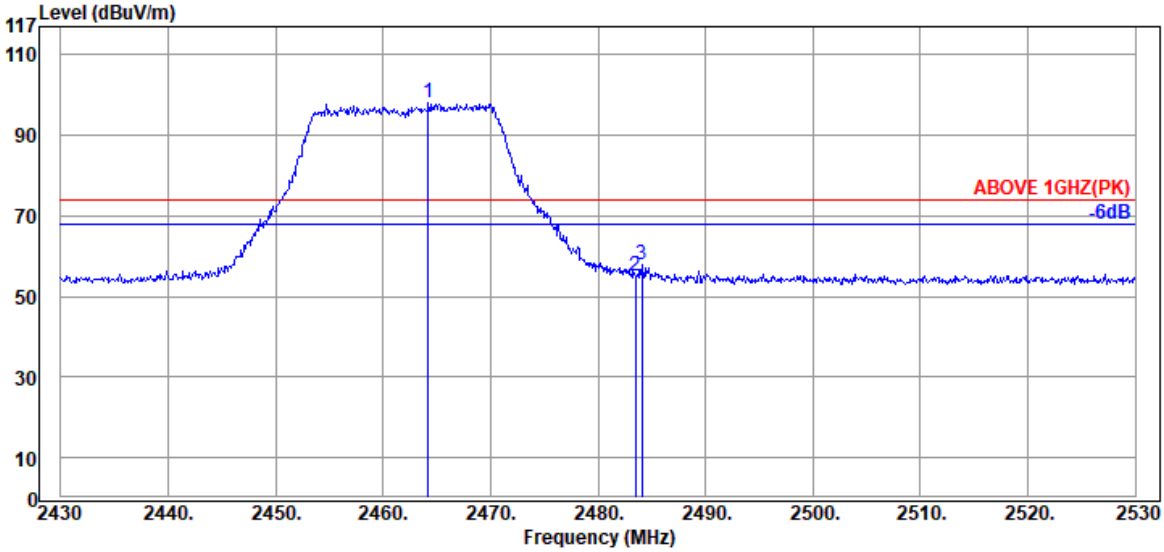

Antenna at Horizontal Polarization

	Emission Frequency (MHz)	Antenna Factor (dB/m)	Cable Loss (dB)	Meter Reading (dBμV)	Emission Level (dBμV/m)	Limits (dBμV/m)	Margin (dB)	Detector
@	2464.20	32.63	8.20	57.10	97.93	---	---	Peak
	2483.50	32.57	8.20	14.41	55.18	74.00	18.82	Peak
	2484.10	32.57	8.20	17.05	57.82	74.00	16.18	Peak

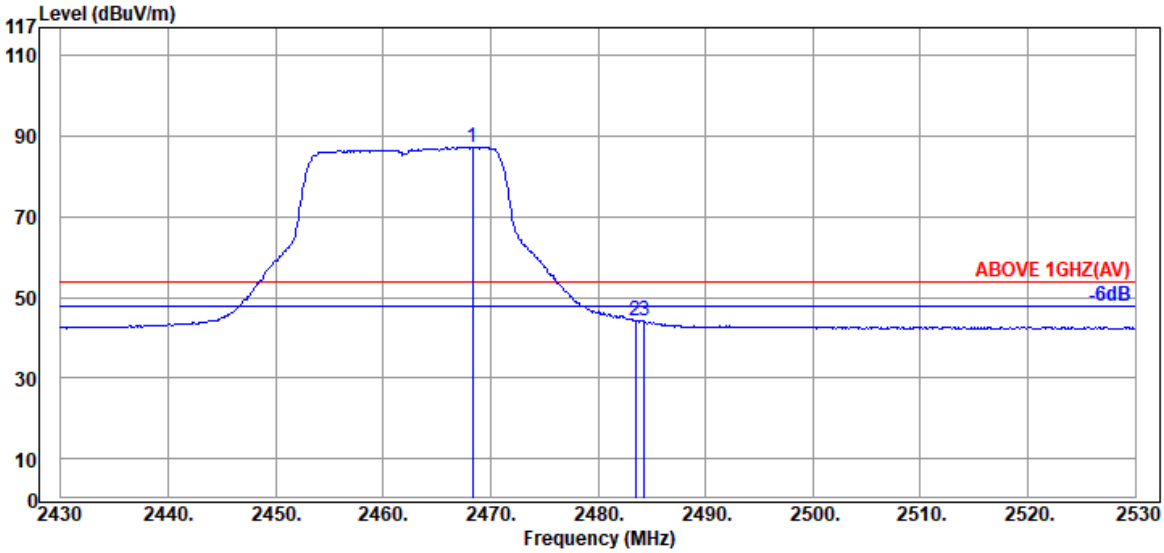

Antenna at Horizontal Polarization

	Emission Frequency (MHz)	Antenna Factor (dB/m)	Cable Loss (dB)	Meter Reading (dBμV)	Emission Level (dBμV/m)	Limits (dBμV/m)	Margin (dB)	Detector
@	2468.30	32.63	8.20	46.58	87.41	---	---	Average
	2483.50	32.57	8.20	3.32	44.09	54.00	9.91	Average
	2484.30	32.57	8.20	3.41	44.18	54.00	9.82	Average

Remark: The "@" means fundamental frequency, it is ignored in this section.

This test report may be reproduced in full only. The document may only be updated by Audix Technology Corp. personnel. Any changes will be noted in the Document History section of the report.

Audix Technology Corp.
No. 53-11, Dingfu, Linkou, Dist.,
New Taipei City244, Taiwan
Tel: +886 2 26099301
Fax: +886 2 26099303

Mode	802.11n-HT20	Frequency	TX 2462MHz

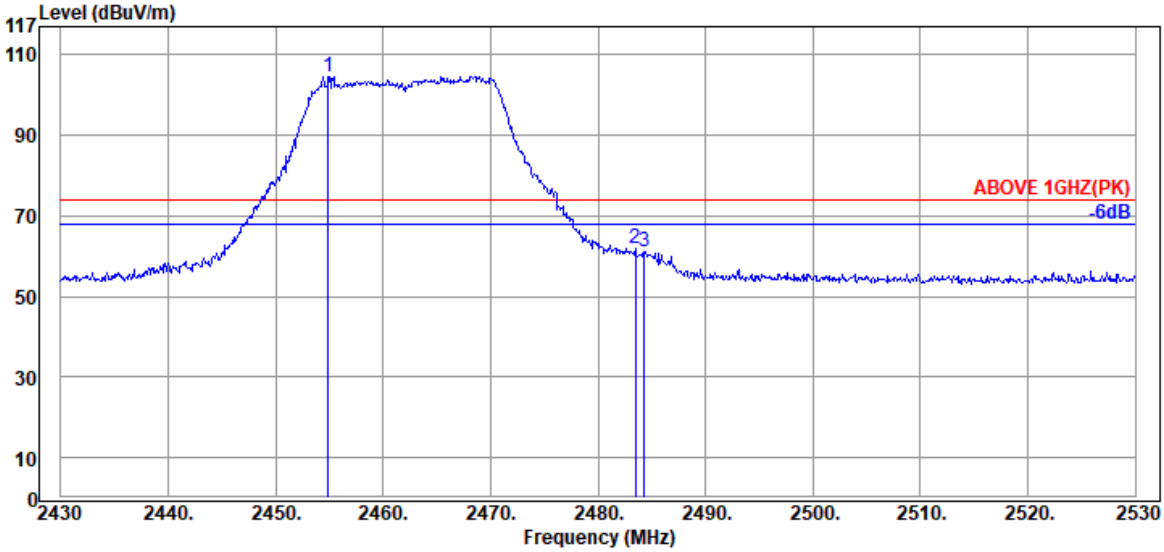

Antenna at Vertical Polarization

	Emission Frequency (MHz)	Antenna Factor (dB/m)	Cable Loss (dB)	Meter Reading (dBμV)	Emission Level (dBμV/m)	Limits (dBμV/m)	Margin (dB)	Detector
@	2454.90	32.63	8.20	63.85	104.68	---	---	Peak
	2483.50	32.57	8.20	21.34	62.11	74.00	11.89	Peak
	2484.30	32.57	8.20	20.30	61.07	74.00	12.93	Peak

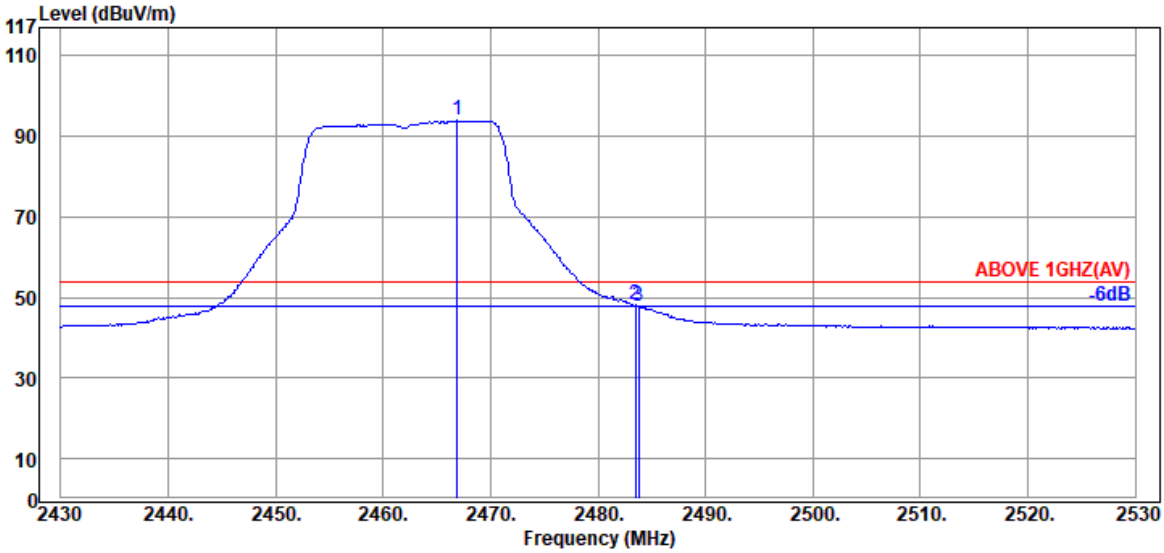

Antenna at Vertical Polarization

	Emission Frequency (MHz)	Antenna Factor (dB/m)	Cable Loss (dB)	Meter Reading (dBμV)	Emission Level (dBμV/m)	Limits (dBμV/m)	Margin (dB)	Detector
@	2466.90	32.63	8.20	53.14	93.97	---	---	Average
	2483.50	32.57	8.20	7.28	48.05	54.00	5.95	Average
	2483.80	32.57	8.20	7.05	47.82	54.00	6.18	Average

Remark: The "@" means fundamental frequency, it is ignored in this section.

This test report may be reproduced in full only. The document may only be updated by Audix Technology Corp. personnel. Any changes will be noted in the Document History section of the report.

Audix Technology Corp.
No. 53-11, Dingfu, Linkou, Dist.,
New Taipei City244, Taiwan
Tel: +886 2 26099301
Fax: +886 2 26099303

Mode	802.11n-HT20	Frequency	TX 2467MHz

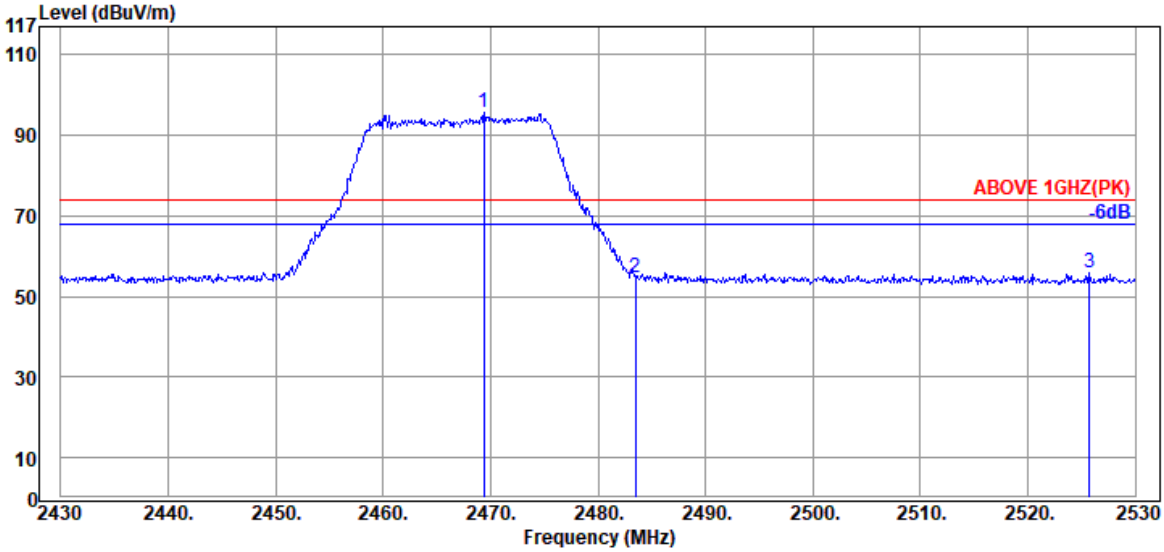

Antenna at Horizontal Polarization

	Emission Frequency (MHz)	Antenna Factor (dB/m)	Cable Loss (dB)	Meter Reading (dBμV)	Emission Level (dBμV/m)	Limits (dBμV/m)	Margin (dB)	Detector
@	2469.40	32.63	8.20	54.98	95.81	---	---	Peak
	2483.50	32.57	8.20	13.98	54.75	74.00	19.25	Peak
	2525.70	32.10	8.24	15.39	55.73	74.00	18.27	Peak

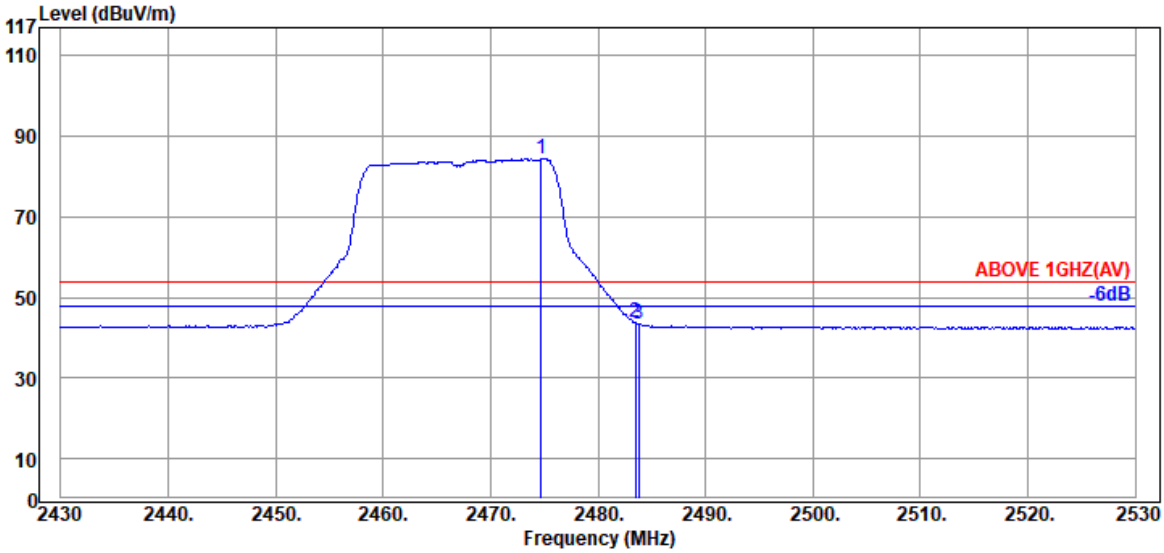

Antenna at Horizontal Polarization

	Emission Frequency (MHz)	Antenna Factor (dB/m)	Cable Loss (dB)	Meter Reading (dBμV)	Emission Level (dBμV/m)	Limits (dBμV/m)	Margin (dB)	Detector
@	2474.70	32.57	8.20	43.72	84.49	---	---	Average
	2483.50	32.57	8.20	3.12	43.89	54.00	10.11	Average
	2483.80	32.57	8.20	2.68	43.45	54.00	10.55	Average

Remark: The "@" means fundamental frequency, it is ignored in this section.

This test report may be reproduced in full only. The document may only be updated by Audix Technology Corp. personnel. Any changes will be noted in the Document History section of the report.

Audix Technology Corp.
No. 53-11, Dingfu, Linkou, Dist.,
New Taipei City244, Taiwan
Tel: +886 2 26099301
Fax: +886 2 26099303

Mode	802.11n-HT20	Frequency	TX 2467MHz

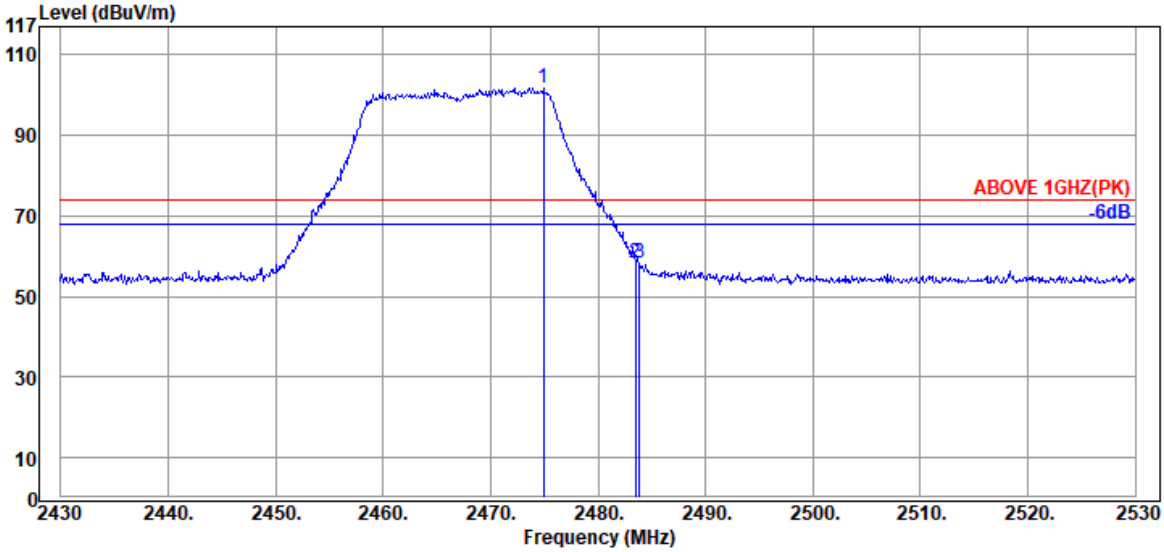

Antenna at Vertical Polarization

	Emission Frequency (MHz)	Antenna Factor (dB/m)	Cable Loss (dB)	Meter Reading (dBμV)	Emission Level (dBμV/m)	Limits (dBμV/m)	Margin (dB)	Detector
@	2474.90	32.57	8.20	61.07	101.84	---	---	Peak
	2483.50	32.57	8.20	17.51	58.28	74.00	15.72	Peak
	2483.90	32.57	8.20	17.44	58.21	74.00	15.79	Peak

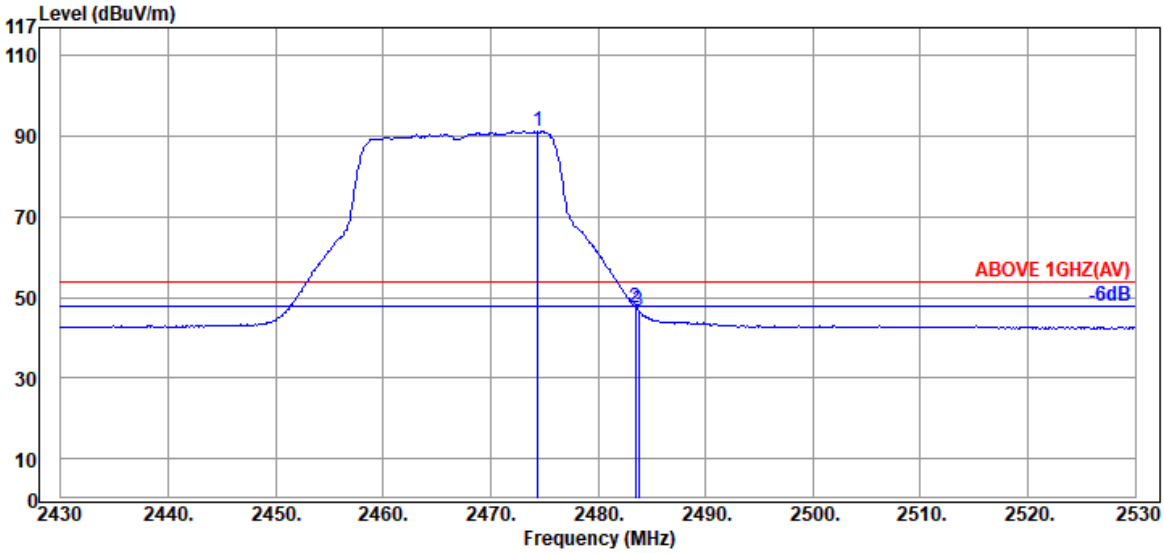

Antenna at Vertical Polarization

	Emission Frequency (MHz)	Antenna Factor (dB/m)	Cable Loss (dB)	Meter Reading (dBμV)	Emission Level (dBμV/m)	Limits (dBμV/m)	Margin (dB)	Detector
@	2474.40	32.57	8.20	50.46	91.23	---	---	Average
	2483.50	32.57	8.20	6.73	47.50	54.00	6.50	Average
	2483.80	32.57	8.20	5.97	46.74	54.00	7.26	Average

Remark: The "@" means fundamental frequency, it is ignored in this section.

This test report may be reproduced in full only. The document may only be updated by Audix Technology Corp. personnel. Any changes will be noted in the Document History section of the report.

Audix Technology Corp.
No. 53-11, Dingfu, Linkou, Dist.,
New Taipei City244, Taiwan
Tel: +886 2 26099301
Fax: +886 2 26099303

Mode	802.11n-HT20	Frequency	TX 2472MHz

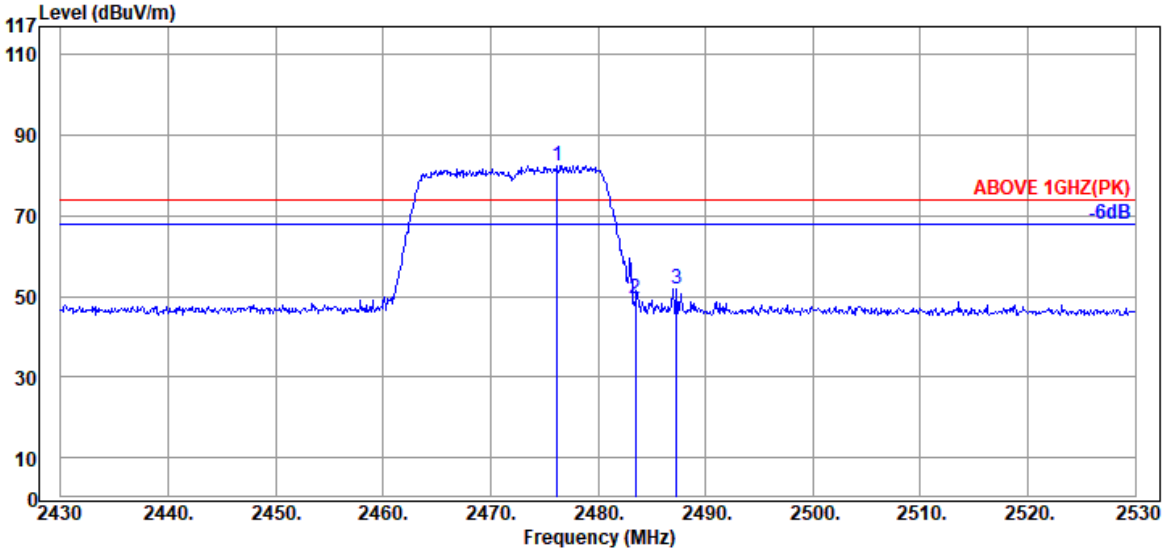

Antenna at Horizontal Polarization

	Emission Frequency (MHz)	Antenna Factor (dB/m)	Cable Loss (dB)	Meter Reading (dBμV)	Emission Level (dBμV/m)	Limits (dBμV/m)	Margin (dB)	Detector
@	2476.20	32.57	8.20	41.65	82.42	---	---	Peak
	2483.50	32.57	8.20	8.87	49.64	74.00	24.36	Peak
	2487.30	32.57	8.20	11.14	51.91	74.00	22.09	Peak

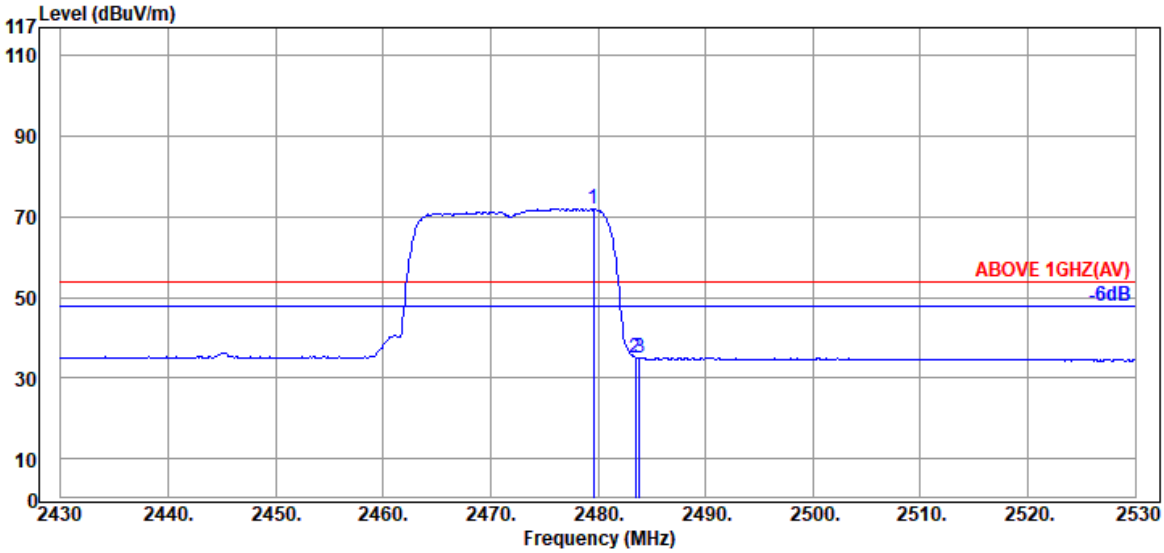

Antenna at Horizontal Polarization

	Emission Frequency (MHz)	Antenna Factor (dB/m)	Cable Loss (dB)	Meter Reading (dBμV)	Emission Level (dBμV/m)	Limits (dBμV/m)	Margin (dB)	Detector
@	2479.60	32.57	8.20	31.24	72.01	---	---	Average
	2483.50	32.57	8.20	-5.72	35.05	54.00	18.95	Average
	2483.90	32.57	8.20	-5.78	34.99	54.00	19.01	Average

Remark: The "@" means fundamental frequency, it is ignored in this section.

This test report may be reproduced in full only. The document may only be updated by Audix Technology Corp. personnel. Any changes will be noted in the Document History section of the report.

Audix Technology Corp.
No. 53-11, Dingfu, Linkou, Dist.,
New Taipei City244, Taiwan

Tel: +886 2 26099301
Fax: +886 2 26099303

Mode	802.11n-HT20	Frequency	TX 2472MHz

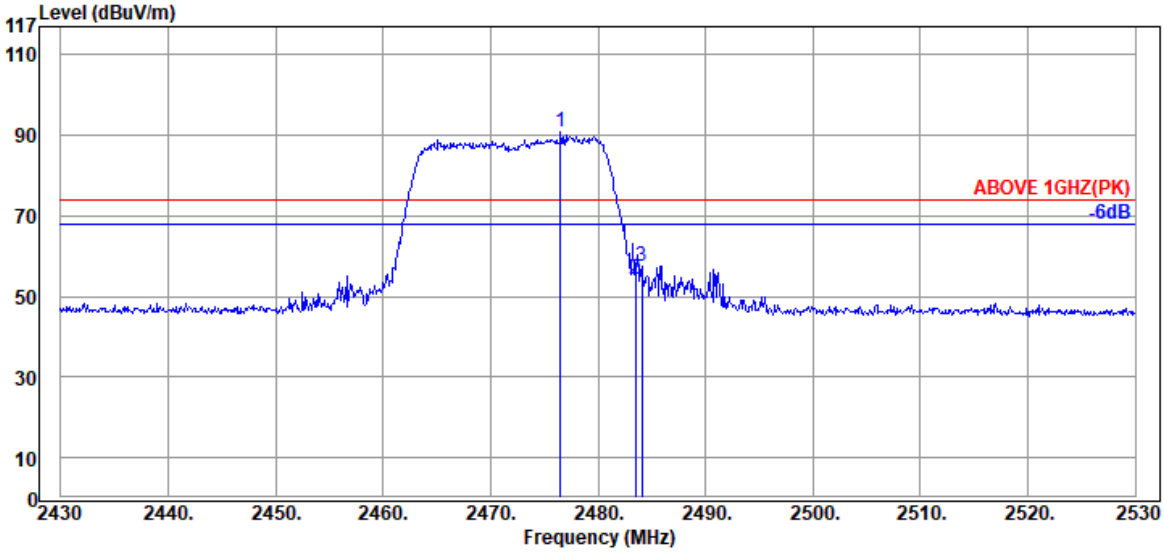

Antenna at Vertical Polarization

	Emission Frequency (MHz)	Antenna Factor (dB/m)	Cable Loss (dB)	Meter Reading (dBμV)	Emission Level (dBμV/m)	Limits (dBμV/m)	Margin (dB)	Detector
@	2476.50	32.57	8.20	49.98	90.75	---	---	Peak
	2483.50	32.57	8.20	13.34	54.11	74.00	19.89	Peak
	2484.10	32.57	8.20	16.87	57.64	74.00	16.36	Peak

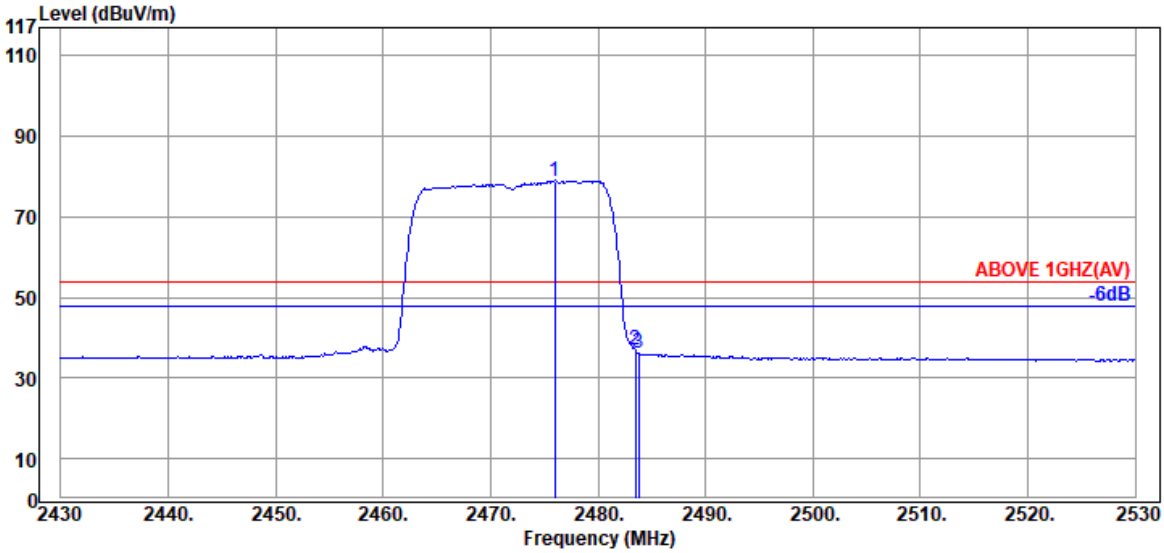

Antenna at Vertical Polarization

	Emission Frequency (MHz)	Antenna Factor (dB/m)	Cable Loss (dB)	Meter Reading (dBμV)	Emission Level (dBμV/m)	Limits (dBμV/m)	Margin (dB)	Detector
@	2476.00	32.57	8.20	38.22	78.99	---	---	Average
	2483.50	32.57	8.20	-3.98	36.79	54.00	17.21	Average
	2483.80	32.57	8.20	-4.62	36.15	54.00	17.85	Average

Remark: The "@" means fundamental frequency, it is ignored in this section.

This test report may be reproduced in full only. The document may only be updated by Audix Technology Corp. personnel. Any changes will be noted in the Document History section of the report.

Audix Technology Corp.
No. 53-11, Dingfu, Linkou, Dist.,
New Taipei City244, Taiwan

Tel: +886 2 26099301
Fax: +886 2 26099303

Mode	802.11n-HT40	Frequency	TX 2422MHz

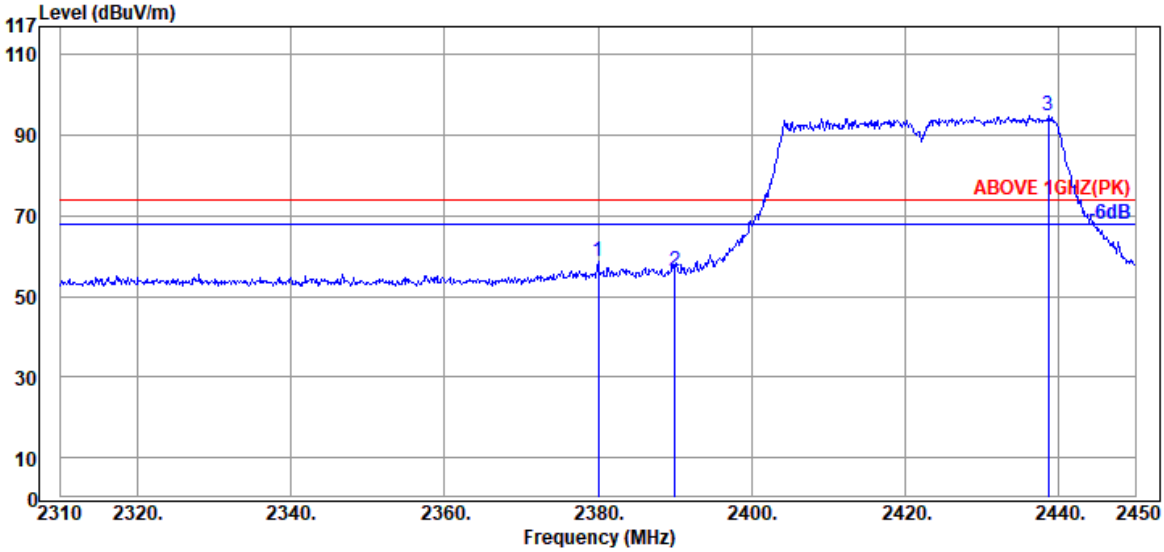

Antenna at Horizontal Polarization

	Emission Frequency (MHz)	Antenna Factor (dB/m)	Cable Loss (dB)	Meter Reading (dBμV)	Emission Level (dBμV/m)	Limits (dBμV/m)	Margin (dB)	Detector
	2380.00	32.00	8.17	18.59	58.76	74.00	15.24	Peak
	2390.00	32.00	8.17	16.21	56.38	74.00	17.62	Peak
@	2438.66	32.70	8.19	54.04	94.93	---	---	Peak

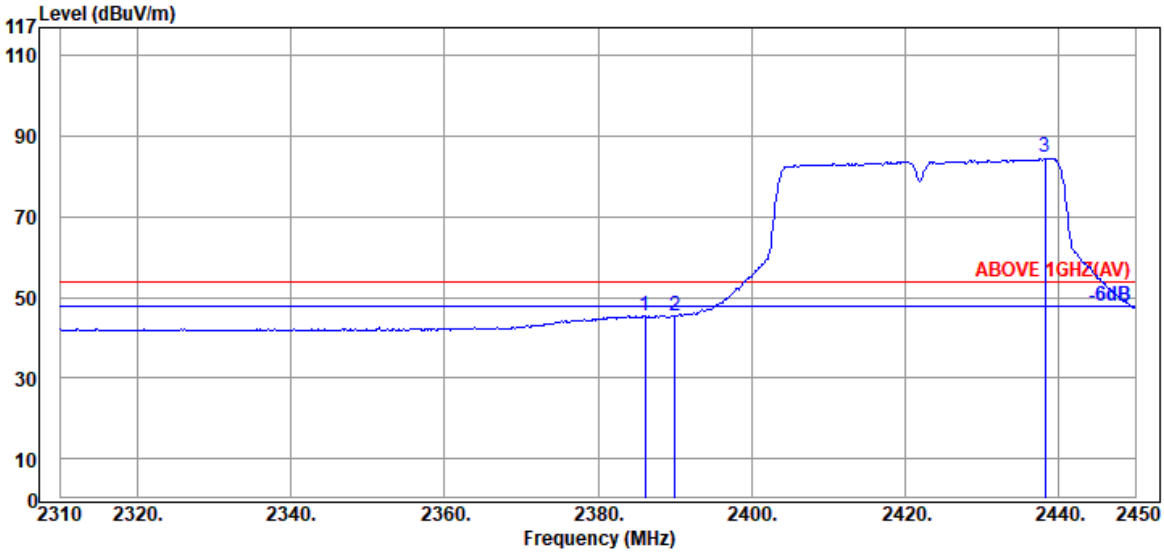

Antenna at Horizontal Polarization

	Emission Frequency (MHz)	Antenna Factor (dB/m)	Cable Loss (dB)	Meter Reading (dBμV)	Emission Level (dBμV/m)	Limits (dBμV/m)	Margin (dB)	Detector
	2386.16	32.00	8.17	5.28	45.45	54.00	8.55	Average
	2390.00	32.00	8.17	5.10	45.27	54.00	8.73	Average
@	2438.24	32.70	8.19	43.75	84.64	---	---	Average

Remark: The "@" means fundamental frequency, it is ignored in this section.

This test report may be reproduced in full only. The document may only be updated by Audix Technology Corp. personnel. Any changes will be noted in the Document History section of the report.

Audix Technology Corp.
No. 53-11, Dingfu, Linkou, Dist.,
New Taipei City244, Taiwan

Tel: +886 2 26099301
Fax: +886 2 26099303

Mode	802.11n-HT40	Frequency	TX 2422MHz

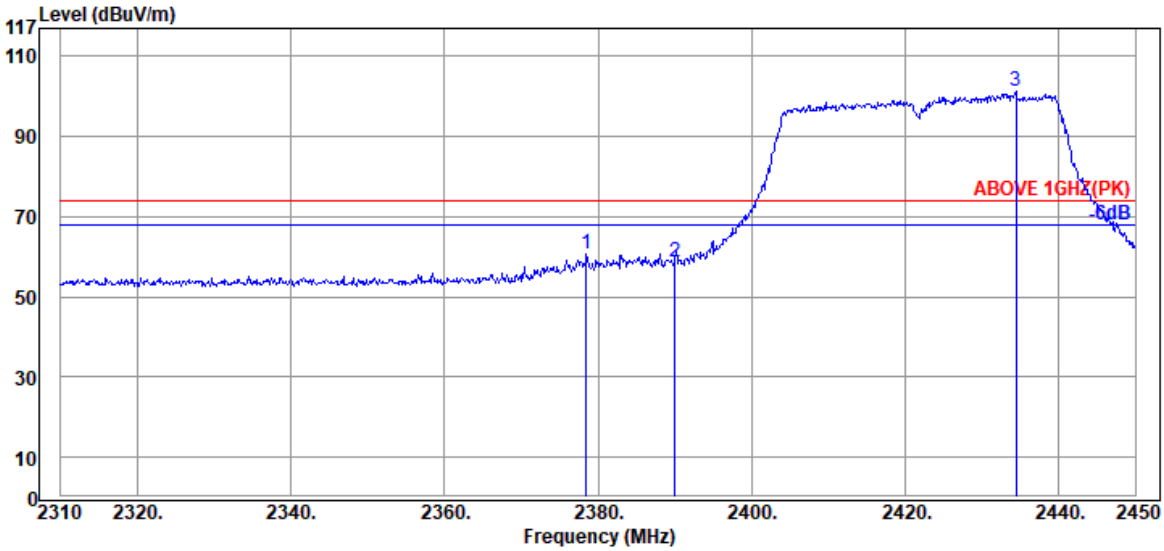

Antenna at Vertical Polarization

	Emission Frequency (MHz)	Antenna Factor (dB/m)	Cable Loss (dB)	Meter Reading (dBµV)	Emission Level (dBµV/m)	Limits (dBµV/m)	Margin (dB)	Detector
	2378.46	32.00	8.17	20.64	60.81	74.00	13.19	Peak
	2390.00	32.00	8.17	18.34	58.51	74.00	15.49	Peak
@	2434.46	32.47	8.19	60.61	101.27	---	---	Peak

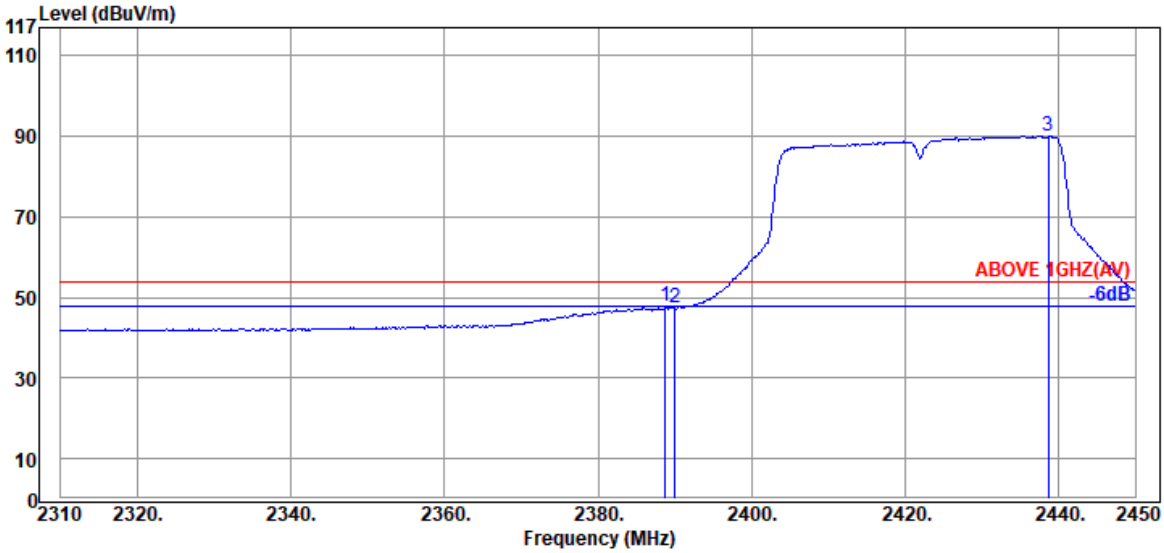

Antenna at Vertical Polarization

	Emission Frequency (MHz)	Antenna Factor (dB/m)	Cable Loss (dB)	Meter Reading (dBµV)	Emission Level (dBµV/m)	Limits (dBµV/m)	Margin (dB)	Detector
	2388.82	32.00	8.17	7.55	47.72	54.00	6.28	Average
	2390.00	32.00	8.17	7.22	47.39	54.00	6.61	Average
@	2438.66	32.70	8.19	49.36	90.25	---	---	Average

Remark: The "@" means fundamental frequency, it is ignored in this section.

This test report may be reproduced in full only. The document may only be updated by Audix Technology Corp. personnel. Any changes will be noted in the Document History section of the report.

Audix Technology Corp.
No. 53-11, Dingfu, Linkou, Dist.,
New Taipei City244, Taiwan
Tel: +886 2 26099301
Fax: +886 2 26099303

Mode	802.11n-HT40	Frequency	TX 2427MHz

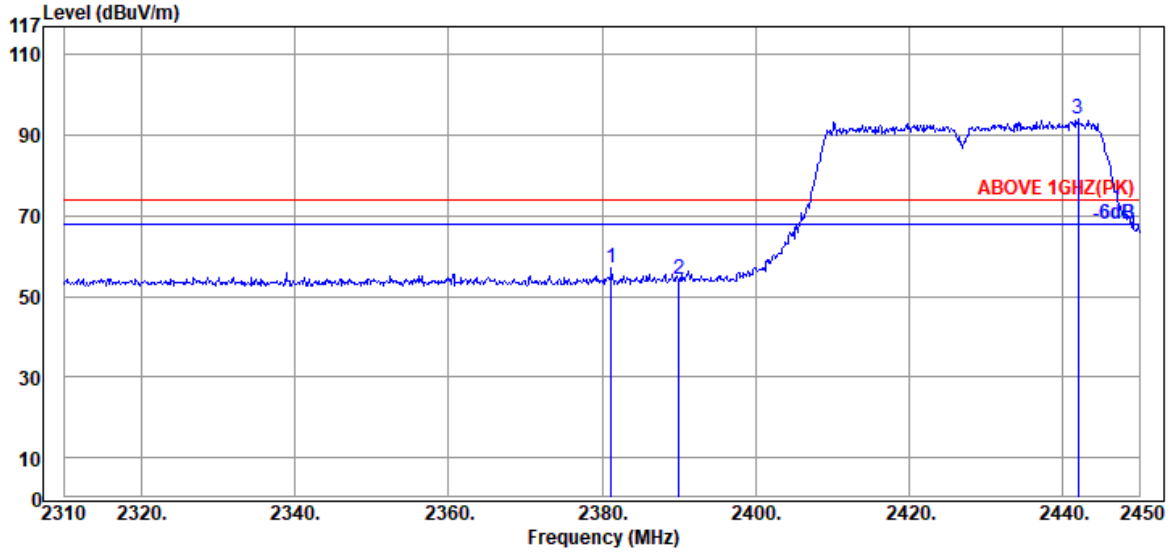

Antenna at Horizontal Polarization

	Emission Frequency (MHz)	Antenna Factor (dB/m)	Cable Loss (dB)	Meter Reading (dBµV)	Emission Level (dBµV/m)	Limits (dBµV/m)	Margin (dB)	Detector
	2381.26	32.00	8.17	17.07	57.24	74.00	16.76	Peak
	2390.00	32.00	8.17	14.07	54.24	74.00	19.76	Peak
@	2442.02	32.70	8.19	53.29	94.18	---	---	Peak

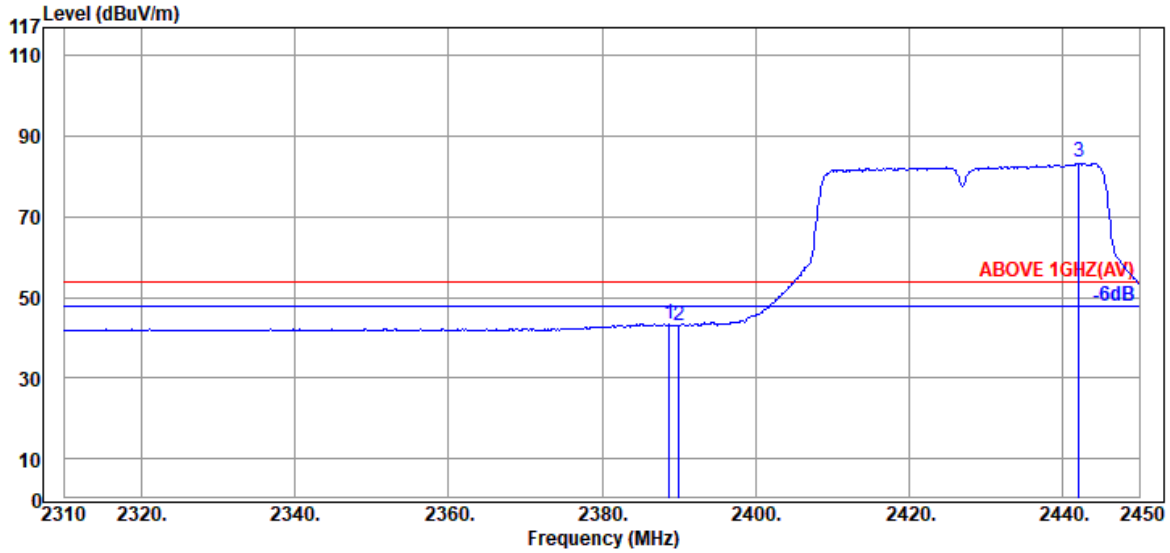

Antenna at Horizontal Polarization

	Emission Frequency (MHz)	Antenna Factor (dB/m)	Cable Loss (dB)	Meter Reading (dBµV)	Emission Level (dBµV/m)	Limits (dBµV/m)	Margin (dB)	Detector
	2388.82	32.00	8.17	3.32	43.49	54.00	10.51	Average
	2390.00	32.00	8.17	3.01	43.18	54.00	10.82	Average
@	2442.16	32.70	8.19	42.61	83.50	---	---	Average

Remark: The "@" means fundamental frequency, it is ignored in this section.

This test report may be reproduced in full only. The document may only be updated by Audix Technology Corp. personnel. Any changes will be noted in the Document History section of the report.

Audix Technology Corp.
No. 53-11, Dingfu, Linkou, Dist.,
New Taipei City244, Taiwan
Tel: +886 2 26099301
Fax: +886 2 26099303

Mode	802.11n-HT40	Frequency	TX 2427MHz

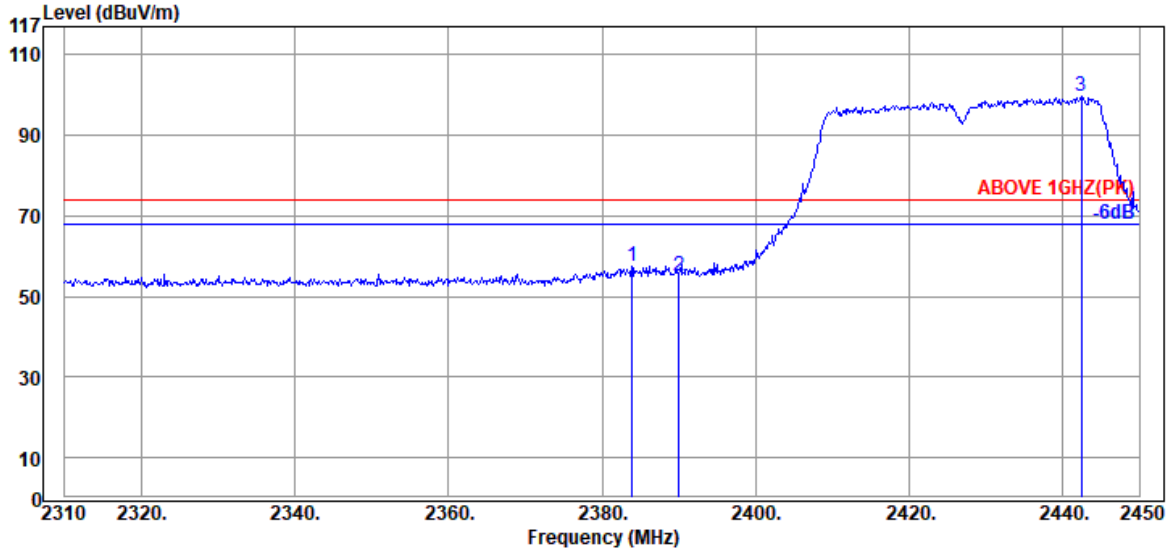

Antenna at Vertical Polarization

	Emission Frequency (MHz)	Antenna Factor (dB/m)	Cable Loss (dB)	Meter Reading (dBμV)	Emission Level (dBμV/m)	Limits (dBμV/m)	Margin (dB)	Detector
	2383.92	32.00	8.17	17.23	57.40	74.00	16.60	Peak
	2390.00	32.00	8.17	14.88	55.05	74.00	18.95	Peak
@	2442.44	32.70	8.19	58.92	99.81	---	---	Peak

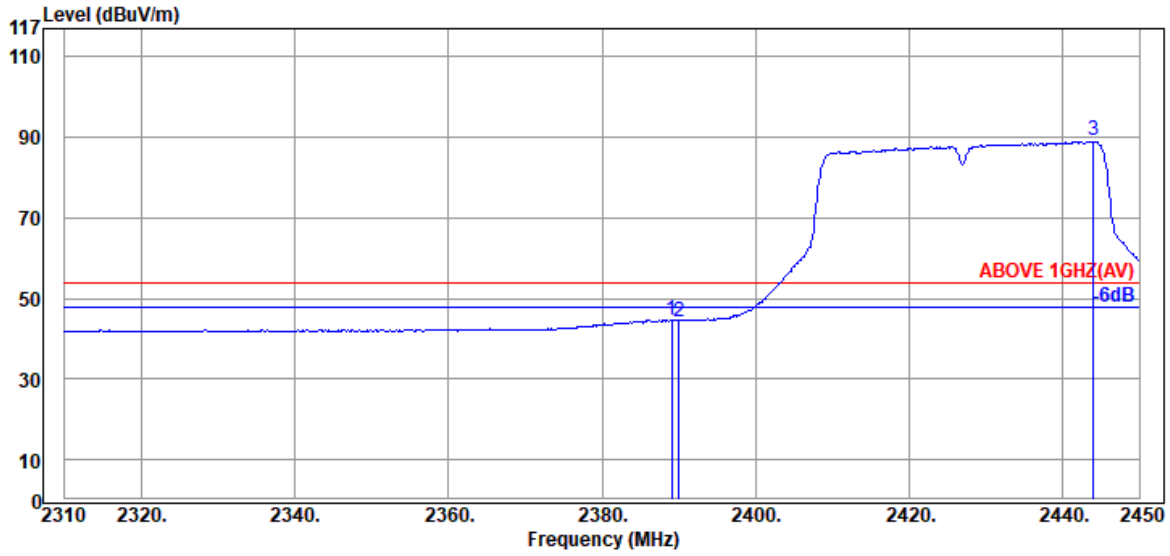

Antenna at Vertical Polarization

	Emission Frequency (MHz)	Antenna Factor (dB/m)	Cable Loss (dB)	Meter Reading (dBμV)	Emission Level (dBμV/m)	Limits (dBμV/m)	Margin (dB)	Detector
	2389.10	32.00	8.17	4.50	44.67	54.00	9.33	Average
	2390.00	32.00	8.17	4.22	44.39	54.00	9.61	Average
@	2443.98	32.70	8.19	48.19	89.08	---	---	Average

Remark: The "@" means fundamental frequency, it is ignored in this section.

This test report may be reproduced in full only. The document may only be updated by Audix Technology Corp. personnel. Any changes will be noted in the Document History section of the report.

Audix Technology Corp.
No. 53-11, Dingfu, Linkou, Dist.,
New Taipei City244, Taiwan

Tel: +886 2 26099301
Fax: +886 2 26099303

Mode	802.11n-HT40	Frequency	TX 2447MHz

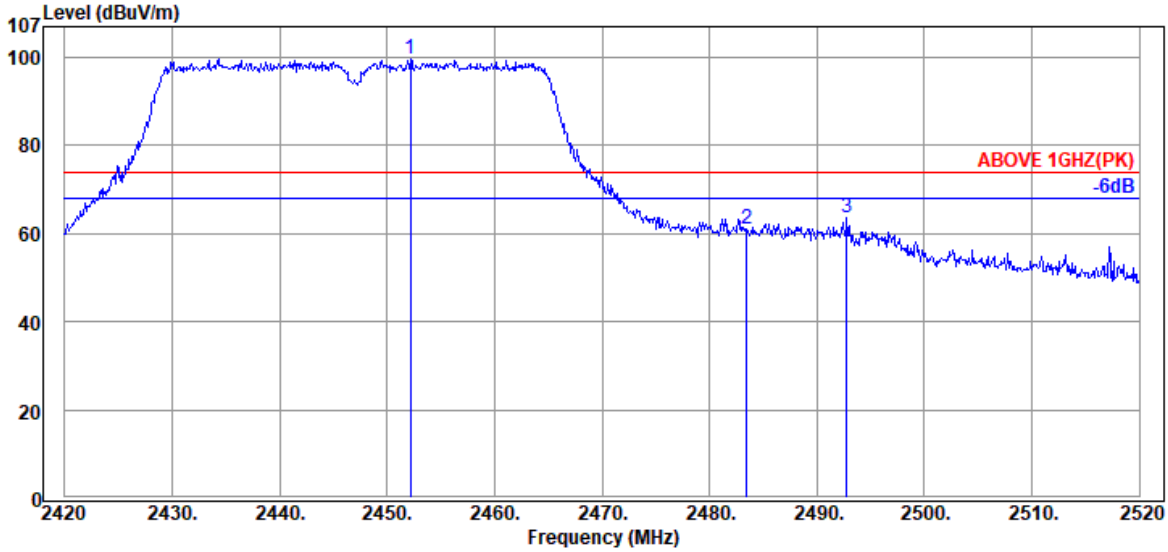

Antenna at Horizontal Polarization

	Emission Frequency (MHz)	Antenna Factor (dB/m)	Cable Loss (dB)	Meter Reading (dBμV)	Emission Level (dBμV/m)	Limits (dBμV/m)	Margin (dB)	Detector
@	2452.20	32.70	8.19	58.70	99.59	---	---	Peak
	2483.50	32.57	8.20	20.11	60.88	74.00	13.12	Peak
	2492.80	32.50	8.21	22.87	63.58	74.00	10.42	Peak

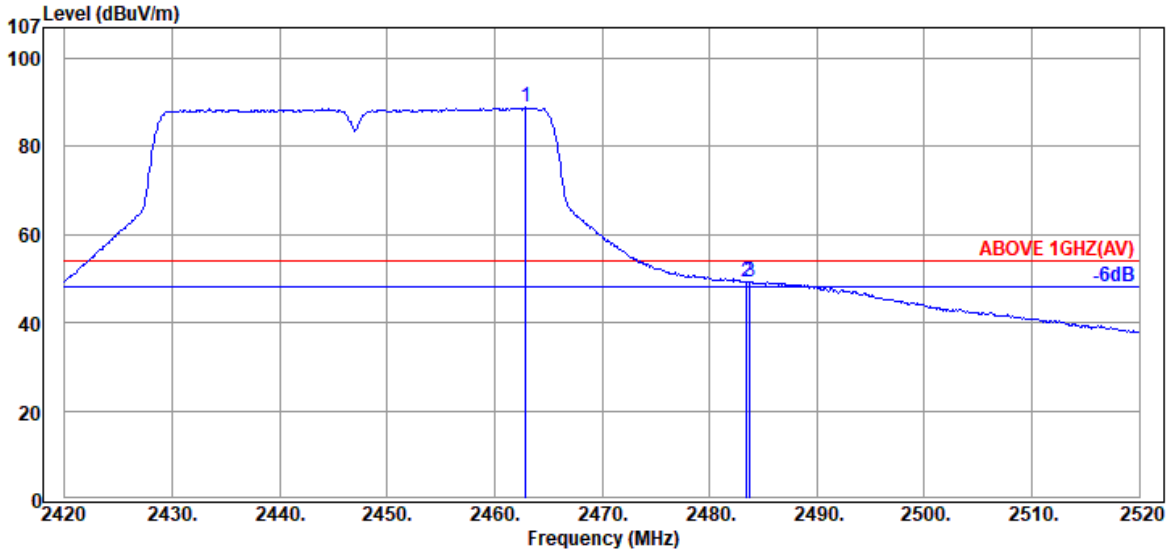

Antenna at Horizontal Polarization

	Emission Frequency (MHz)	Antenna Factor (dB/m)	Cable Loss (dB)	Meter Reading (dBμV)	Emission Level (dBμV/m)	Limits (dBμV/m)	Margin (dB)	Detector
@	2462.90	32.63	8.20	48.00	88.83	---	---	Average
	2483.50	32.57	8.20	8.57	49.34	54.00	4.66	Average
	2483.80	32.57	8.20	8.61	49.38	54.00	4.62	Average

Remark: The "@" means fundamental frequency, it is ignored in this section.

This test report may be reproduced in full only. The document may only be updated by Audix Technology Corp. personnel. Any changes will be noted in the Document History section of the report.

Audix Technology Corp.
No. 53-11, Dingfu, Linkou, Dist.,
New Taipei City244, Taiwan

Tel: +886 2 26099301
Fax: +886 2 26099303

Mode	802.11n-HT40	Frequency	TX 2447MHz

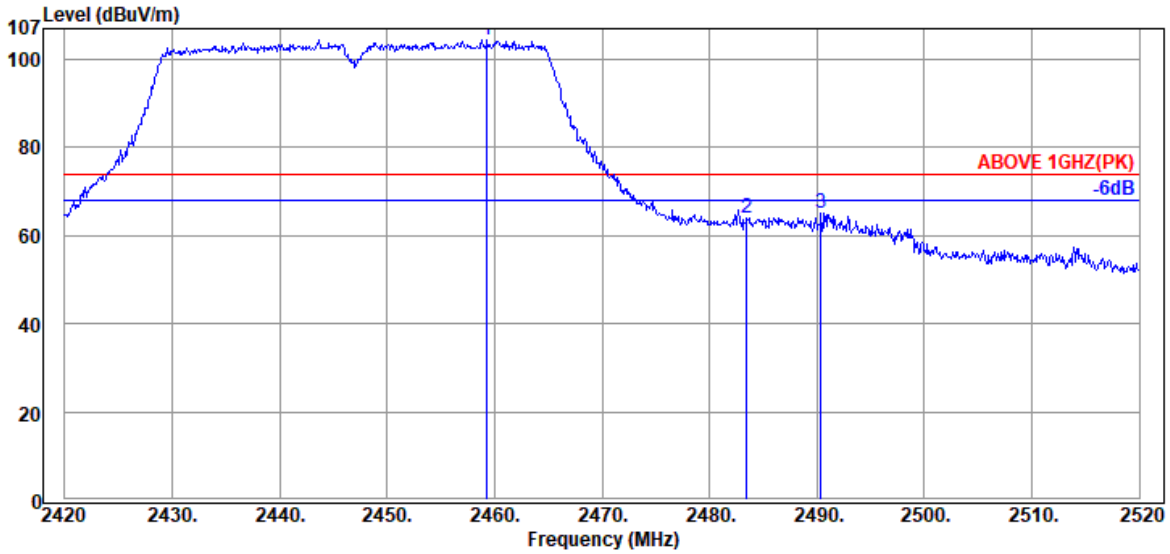

Antenna at Vertical Polarization

	Emission Frequency (MHz)	Antenna Factor (dB/m)	Cable Loss (dB)	Meter Reading (dBμV)	Emission Level (dBμV/m)	Limits (dBμV/m)	Margin (dB)	Detector
@	2459.30	32.63	8.20	63.56	104.39	---	---	Peak
	2483.50	32.57	8.20	23.13	63.90	74.00	10.10	Peak
	2490.40	32.50	8.21	24.43	65.14	74.00	8.86	Peak

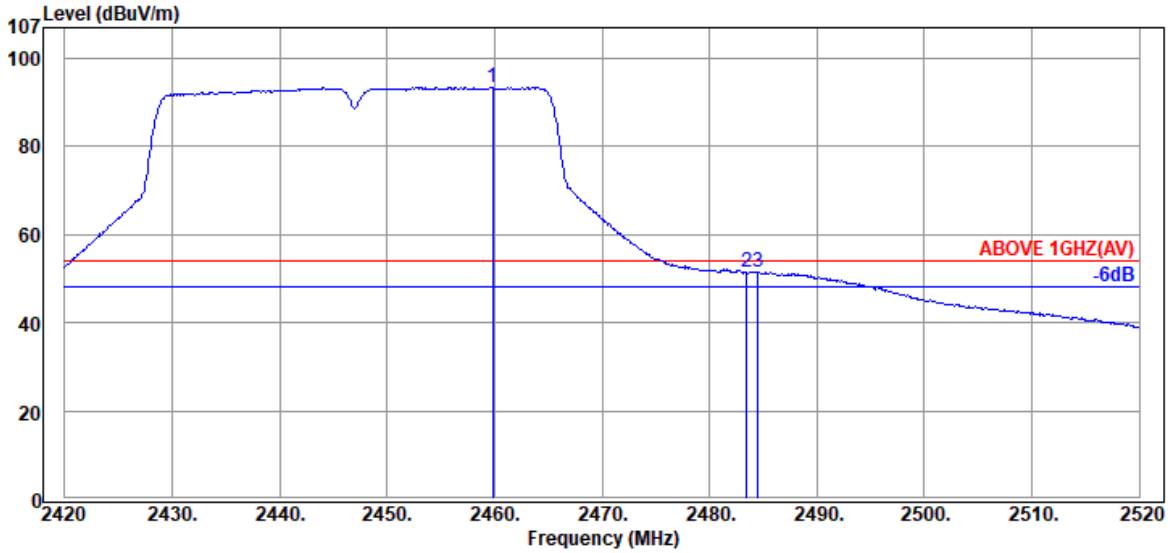

Antenna at Vertical Polarization

	Emission Frequency (MHz)	Antenna Factor (dB/m)	Cable Loss (dB)	Meter Reading (dBμV)	Emission Level (dBμV/m)	Limits (dBμV/m)	Margin (dB)	Detector
@	2459.80	32.63	8.20	52.52	93.35	---	---	Average
	2483.50	32.57	8.20	10.73	51.50	54.00	2.50	Average
	2484.50	32.57	8.20	10.80	51.57	54.00	2.43	Average

Remark: The "@" means fundamental frequency, it is ignored in this section.

This test report may be reproduced in full only. The document may only be updated by Audix Technology Corp. personnel. Any changes will be noted in the Document History section of the report.

Audix Technology Corp.
No. 53-11, Dingfu, Linkou, Dist.,
New Taipei City244, Taiwan

Tel: +886 2 26099301
Fax: +886 2 26099303

Mode	802.11n-HT40	Frequency	TX 2452MHz

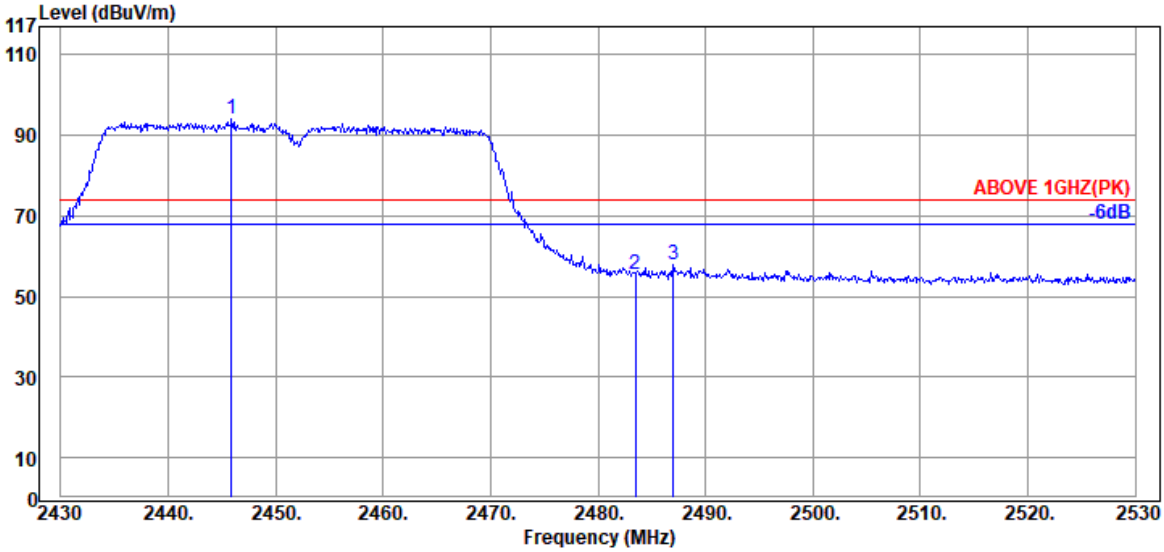

Antenna at Horizontal Polarization

	Emission Frequency (MHz)	Antenna Factor (dB/m)	Cable Loss (dB)	Meter Reading (dBμV)	Emission Level (dBμV/m)	Limits (dBμV/m)	Margin (dB)	Detector
@	2445.90	32.70	8.19	53.06	93.95	---	---	Peak
	2483.50	32.57	8.20	14.52	55.29	74.00	18.71	Peak
	2487.00	32.57	8.20	17.25	58.02	74.00	15.98	Peak

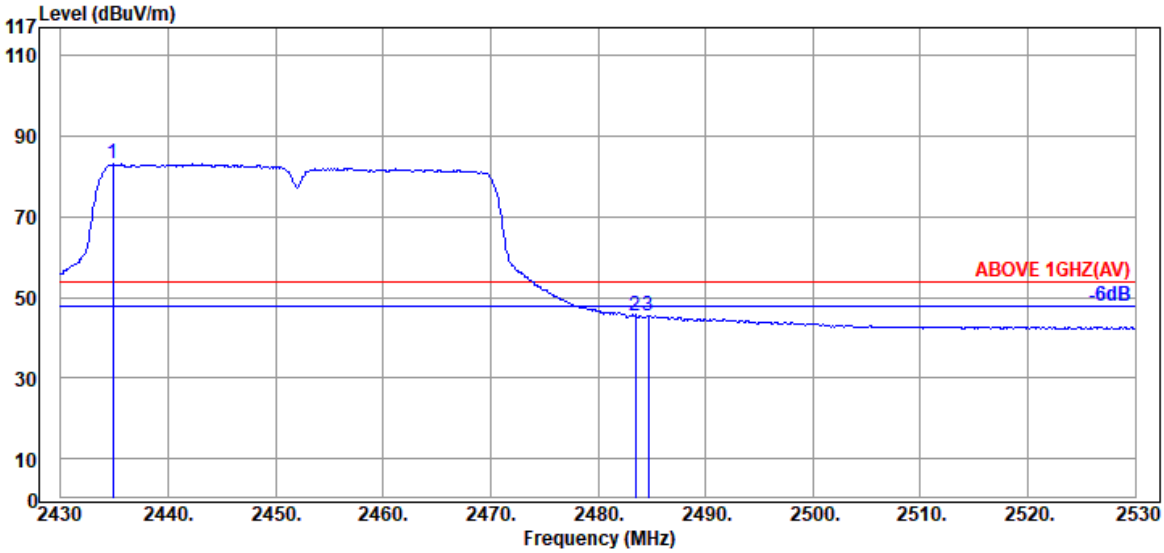

Antenna at Horizontal Polarization

	Emission Frequency (MHz)	Antenna Factor (dB/m)	Cable Loss (dB)	Meter Reading (dBμV)	Emission Level (dBμV/m)	Limits (dBμV/m)	Margin (dB)	Detector
@	2434.90	32.47	8.19	42.43	83.09	---	---	Average
	2483.50	32.57	8.20	4.86	45.63	54.00	8.37	Average
	2484.70	32.57	8.20	4.82	45.59	54.00	8.41	Average

Remark: The "@" means fundamental frequency, it is ignored in this section.

This test report may be reproduced in full only. The document may only be updated by Audix Technology Corp. personnel. Any changes will be noted in the Document History section of the report.

Audix Technology Corp.
No. 53-11, Dingfu, Linkou, Dist.,
New Taipei City244, Taiwan

Tel: +886 2 26099301
Fax: +886 2 26099303

Mode	802.11n-HT40	Frequency	TX 2452MHz

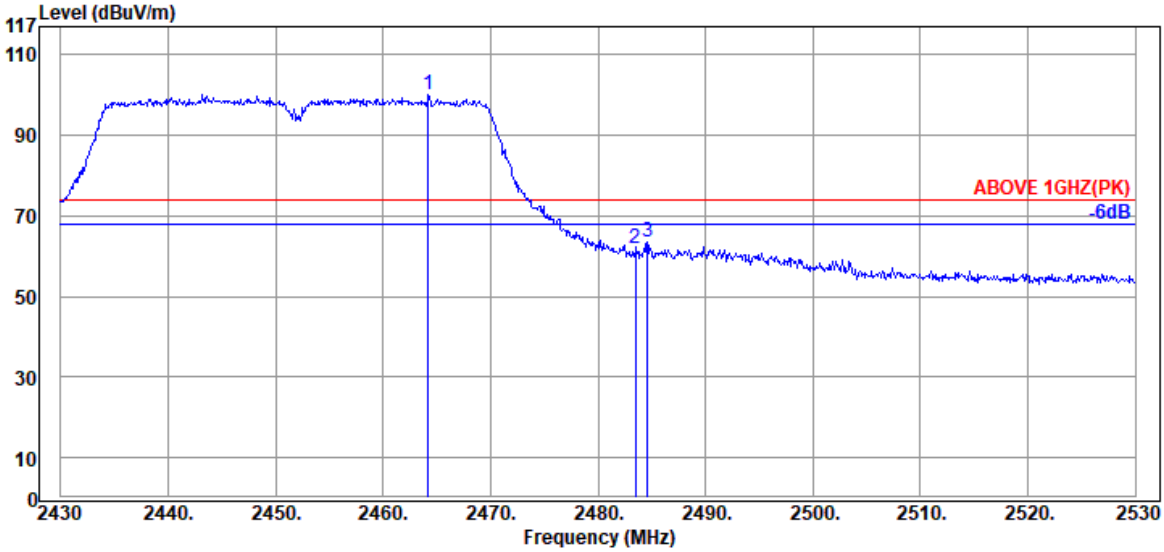

Antenna at Vertical Polarization

	Emission Frequency (MHz)	Antenna Factor (dB/m)	Cable Loss (dB)	Meter Reading (dBμV)	Emission Level (dBμV/m)	Limits (dBμV/m)	Margin (dB)	Detector
@	2464.20	32.63	8.20	59.14	99.97	---	---	Peak
	2483.50	32.57	8.20	21.27	62.04	74.00	11.96	Peak
	2484.60	32.57	8.20	22.73	63.50	74.00	10.50	Peak

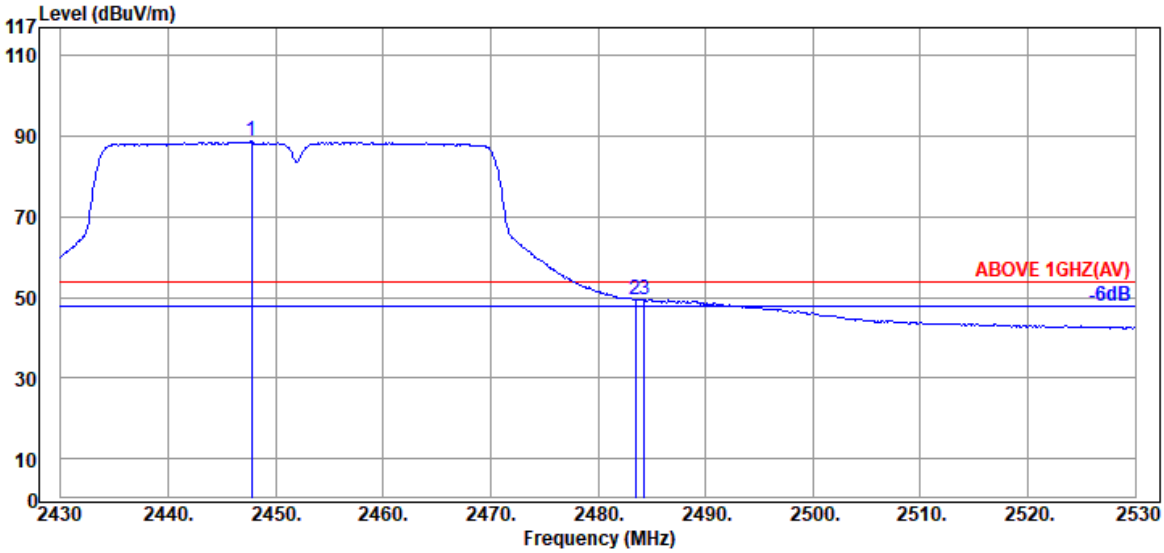

Antenna at Vertical Polarization

	Emission Frequency (MHz)	Antenna Factor (dB/m)	Cable Loss (dB)	Meter Reading (dBμV)	Emission Level (dBμV/m)	Limits (dBμV/m)	Margin (dB)	Detector
@	2447.80	32.70	8.19	47.88	88.77	---	---	Average
	2483.50	32.57	8.20	8.65	49.42	54.00	4.58	Average
	2484.30	32.57	8.20	8.76	49.53	54.00	4.47	Average

Remark: The "@" means fundamental frequency, it is ignored in this section.

This test report may be reproduced in full only. The document may only be updated by Audix Technology Corp. personnel. Any changes will be noted in the Document History section of the report.

Audix Technology Corp.
No. 53-11, Dingfu, Linkou, Dist.,
New Taipei City244, Taiwan

Tel: +886 2 26099301
Fax: +886 2 26099303

Mode	802.11n-HT40	Frequency	TX 2457MHz

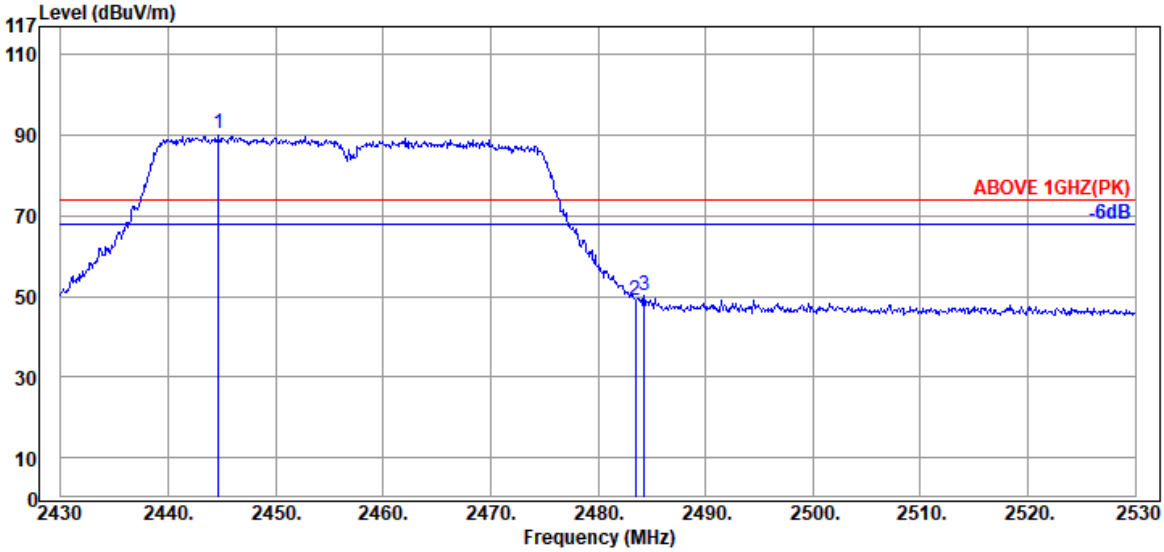

Antenna at Horizontal Polarization

	Emission Frequency (MHz)	Antenna Factor (dB/m)	Cable Loss (dB)	Meter Reading (dBμV)	Emission Level (dBμV/m)	Limits (dBμV/m)	Margin (dB)	Detector
@	2444.70	32.70	8.19	49.40	90.29	---	---	Peak
	2483.50	32.57	8.20	8.18	48.95	74.00	25.05	Peak
	2484.30	32.57	8.20	9.32	50.09	74.00	23.91	Peak

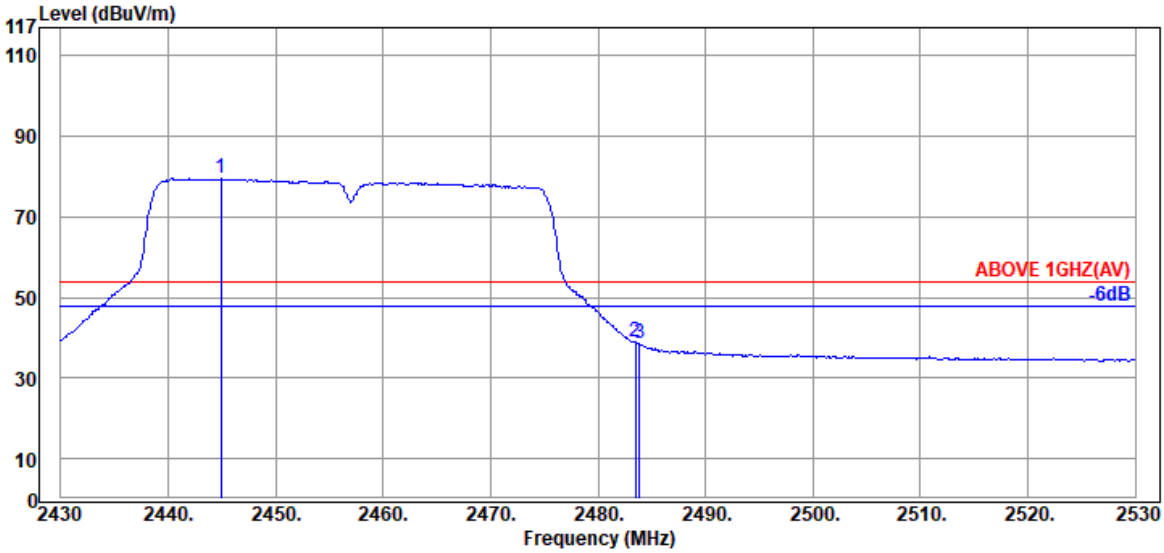

Antenna at Horizontal Polarization

	Emission Frequency (MHz)	Antenna Factor (dB/m)	Cable Loss (dB)	Meter Reading (dBμV)	Emission Level (dBμV/m)	Limits (dBμV/m)	Margin (dB)	Detector
@	2444.90	32.70	8.19	38.74	79.63	---	---	Average
	2483.50	32.57	8.20	-1.89	38.88	54.00	15.12	Average
	2483.90	32.57	8.20	-2.32	38.45	54.00	15.55	Average

Remark: The "@" means fundamental frequency, it is ignored in this section.

This test report may be reproduced in full only. The document may only be updated by Audix Technology Corp. personnel. Any changes will be noted in the Document History section of the report.

Audix Technology Corp.
No. 53-11, Dingfu, Linkou, Dist.,
New Taipei City244, Taiwan
Tel: +886 2 26099301
Fax: +886 2 26099303

Mode	802.11n-HT40	Frequency	TX 2457MHz

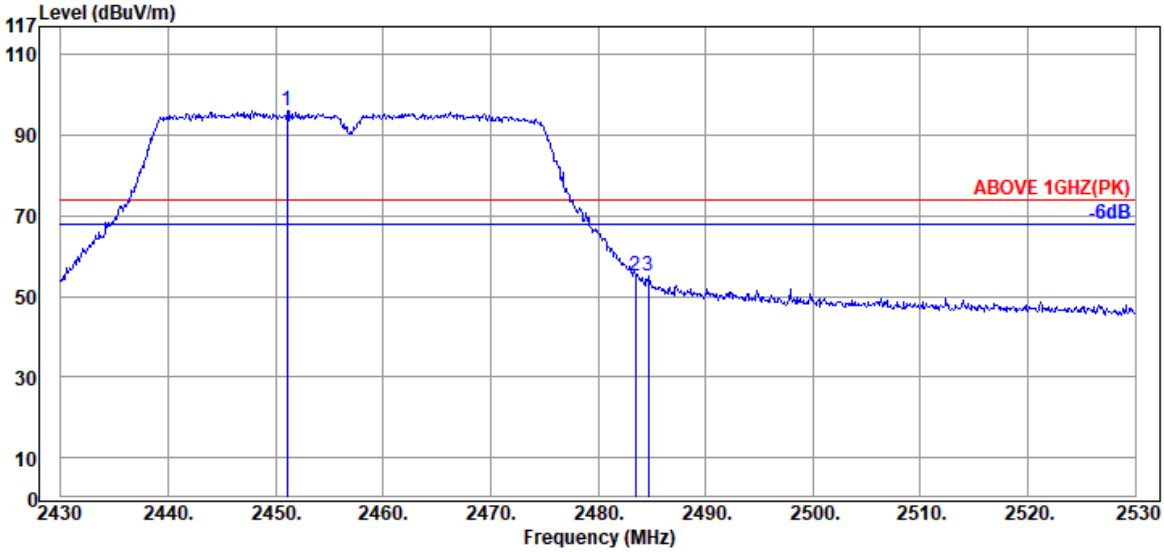

Antenna at Vertical Polarization

	Emission Frequency (MHz)	Antenna Factor (dB/m)	Cable Loss (dB)	Meter Reading (dBμV)	Emission Level (dBμV/m)	Limits (dBμV/m)	Margin (dB)	Detector
@	2451.10	32.70	8.19	55.38	96.27	---	---	Peak
	2483.50	32.57	8.20	14.45	55.22	74.00	18.78	Peak
	2484.70	32.57	8.20	14.44	55.21	74.00	18.79	Peak

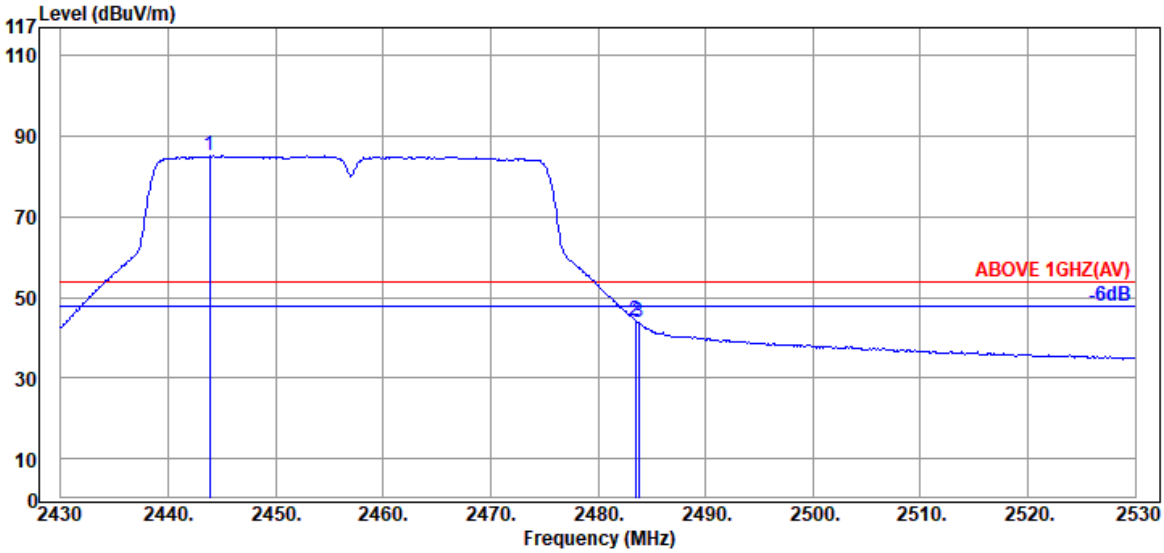

Antenna at Vertical Polarization

	Emission Frequency (MHz)	Antenna Factor (dB/m)	Cable Loss (dB)	Meter Reading (dBμV)	Emission Level (dBμV/m)	Limits (dBμV/m)	Margin (dB)	Detector
@	2443.90	32.70	8.19	44.35	85.24	---	---	Average
	2483.50	32.57	8.20	3.40	44.17	54.00	9.83	Average
	2483.80	32.57	8.20	3.09	43.86	54.00	10.14	Average

Remark: The "@" means fundamental frequency, it is ignored in this section.

This test report may be reproduced in full only. The document may only be updated by Audix Technology Corp. personnel. Any changes will be noted in the Document History section of the report.

Audix Technology Corp.
No. 53-11, Dingfu, Linkou, Dist.,
New Taipei City244, Taiwan

Tel: +886 2 26099301
Fax: +886 2 26099303

Mode	802.11n-HT40	Frequency	TX 2462MHz

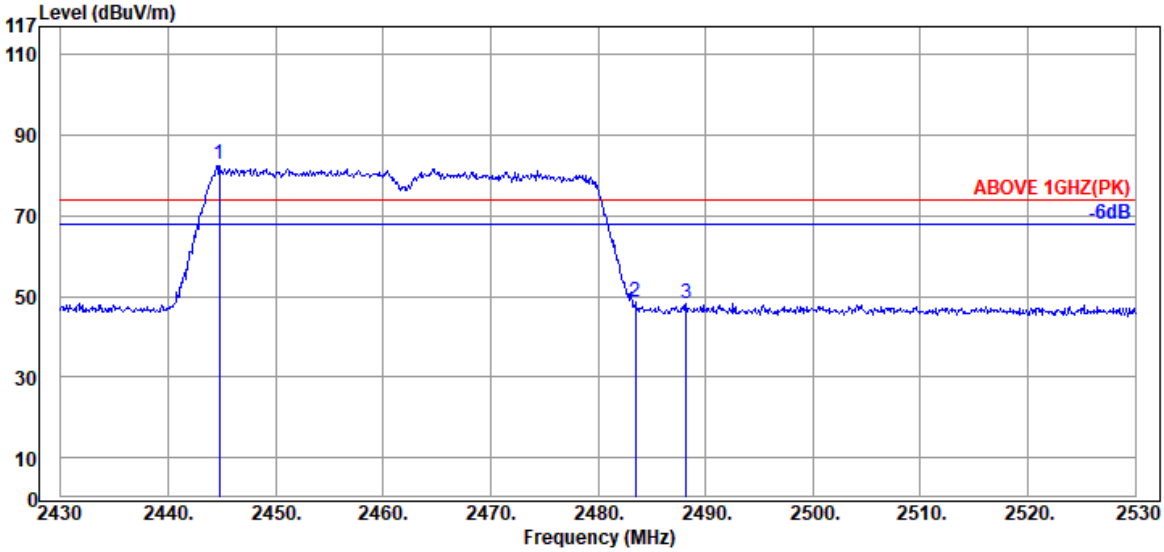

Antenna at Horizontal Polarization

	Emission Frequency (MHz)	Antenna Factor (dB/m)	Cable Loss (dB)	Meter Reading (dBµV)	Emission Level (dBµV/m)	Limits (dBµV/m)	Margin (dB)	Detector
@	2444.80	32.70	8.19	41.78	82.67	---	---	Peak
	2483.50	32.57	8.20	7.94	48.71	74.00	25.29	Peak
	2488.20	32.50	8.21	7.50	48.21	74.00	25.79	Peak

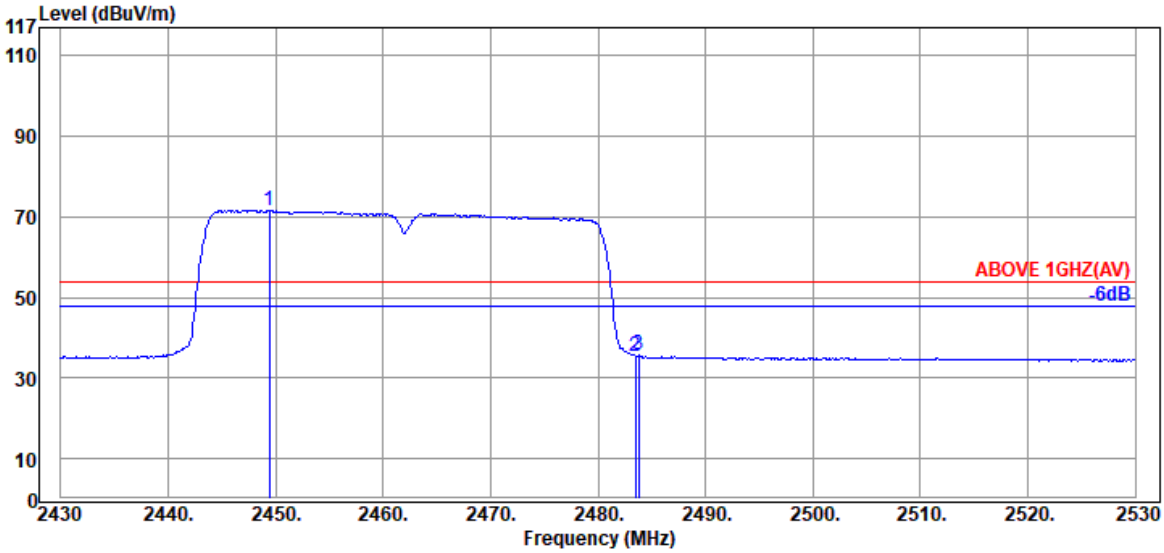

Antenna at Horizontal Polarization

	Emission Frequency (MHz)	Antenna Factor (dB/m)	Cable Loss (dB)	Meter Reading (dBµV)	Emission Level (dBµV/m)	Limits (dBµV/m)	Margin (dB)	Detector
@	2449.40	32.70	8.19	30.81	71.70	---	---	Average
	2483.50	32.57	8.20	-5.26	35.51	54.00	18.49	Average
	2483.80	32.57	8.20	-5.04	35.73	54.00	18.27	Average

Remark: The "@" means fundamental frequency, it is ignored in this section.

This test report may be reproduced in full only. The document may only be updated by Audix Technology Corp. personnel. Any changes will be noted in the Document History section of the report.

Audix Technology Corp.
No. 53-11, Dingfu, Linkou, Dist.,
New Taipei City244, Taiwan

Tel: +886 2 26099301
Fax: +886 2 26099303

Mode	802.11n-HT40	Frequency	TX 2462MHz

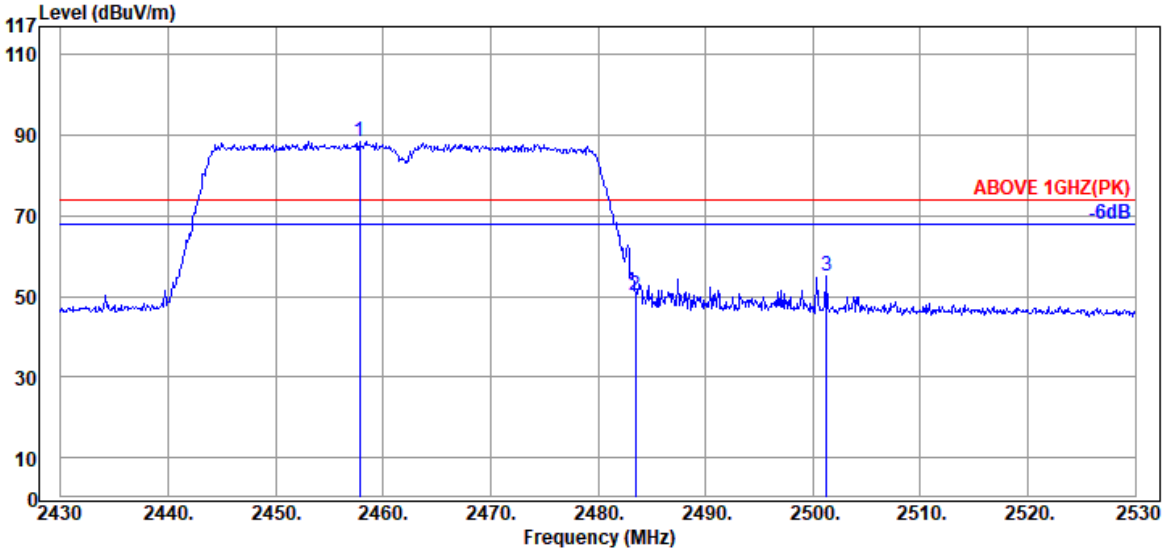

Antenna at Vertical Polarization

	Emission Frequency (MHz)	Antenna Factor (dB/m)	Cable Loss (dB)	Meter Reading (dBμV)	Emission Level (dBμV/m)	Limits (dBμV/m)	Margin (dB)	Detector
@	2457.80	32.63	8.20	47.65	88.48	---	---	Peak
	2483.50	32.57	8.20	9.56	50.33	74.00	23.67	Peak
	2501.30	32.50	8.21	14.54	55.25	74.00	18.75	Peak

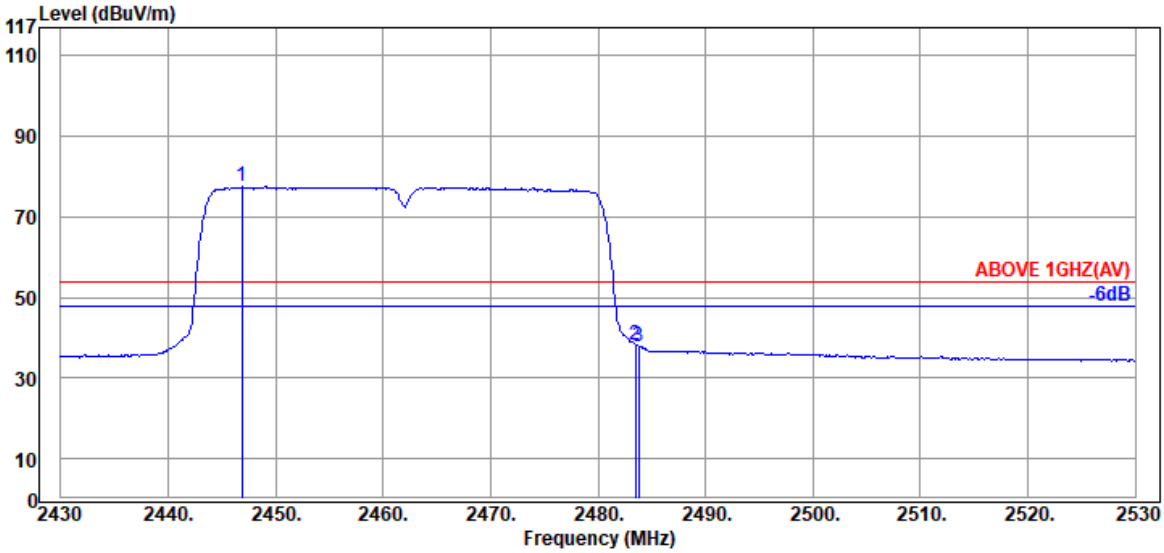

Antenna at Vertical Polarization

	Emission Frequency (MHz)	Antenna Factor (dB/m)	Cable Loss (dB)	Meter Reading (dBμV)	Emission Level (dBμV/m)	Limits (dBμV/m)	Margin (dB)	Detector
@	2446.90	32.70	8.19	36.66	77.55	---	---	Average
	2483.50	32.57	8.20	-2.42	38.35	54.00	15.65	Average
	2483.80	32.57	8.20	-2.83	37.94	54.00	16.06	Average

Remark: The "@" means fundamental frequency, it is ignored in this section.

This test report may be reproduced in full only. The document may only be updated by Audix Technology Corp. personnel. Any changes will be noted in the Document History section of the report.

Audix Technology Corp.
No. 53-11, Dingfu, Linkou, Dist.,
New Taipei City244, Taiwan

Tel: +886 2 26099301
Fax: +886 2 26099303

Mode	802.11ax-HE20	Frequency	TX 2412MHz

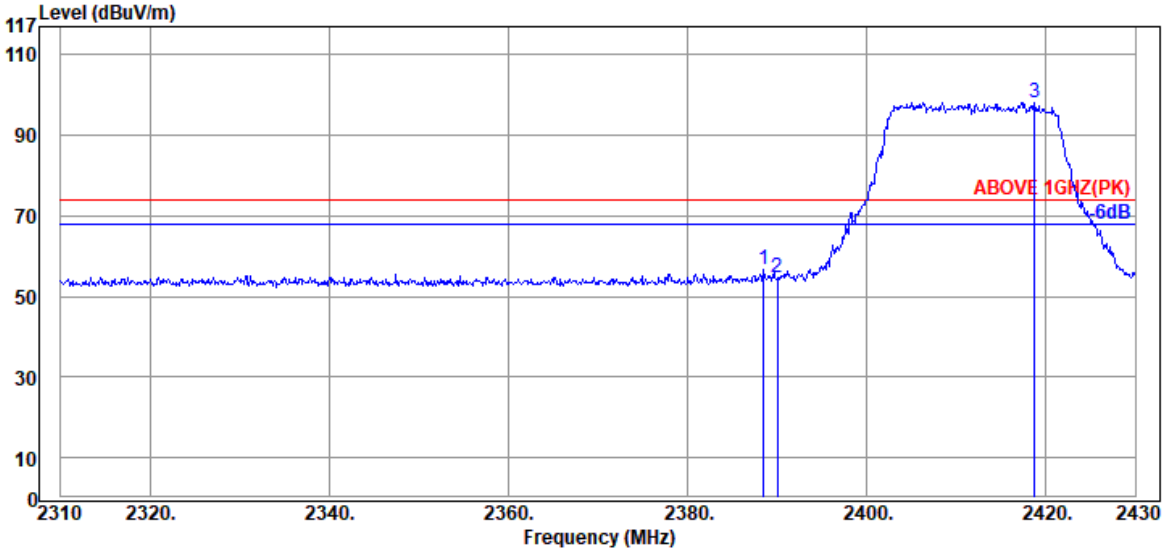

Antenna at Horizontal Polarization

	Emission Frequency (MHz)	Antenna Factor (dB/m)	Cable Loss (dB)	Meter Reading (dBµV)	Emission Level (dBµV/m)	Limits (dBµV/m)	Margin (dB)	Detector
	2388.48	32.00	8.17	16.59	56.76	74.00	17.24	Peak
	2390.00	32.00	8.17	14.42	54.59	74.00	19.41	Peak
@	2418.72	32.23	8.18	57.82	98.23	---	---	Peak

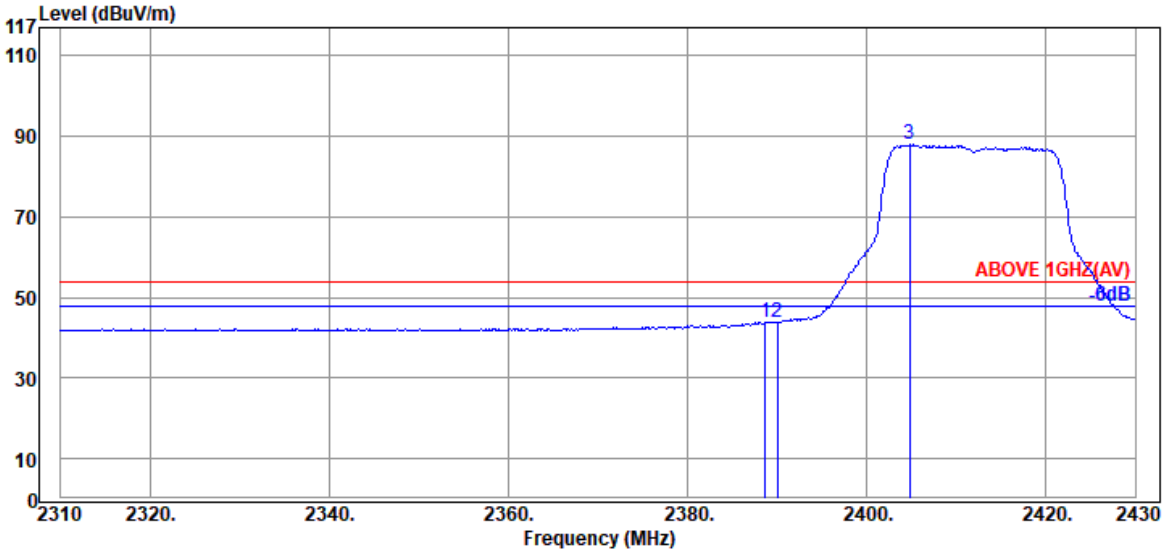

Antenna at Horizontal Polarization

	Emission Frequency (MHz)	Antenna Factor (dB/m)	Cable Loss (dB)	Meter Reading (dBµV)	Emission Level (dBµV/m)	Limits (dBµV/m)	Margin (dB)	Detector
	2388.72	32.00	8.17	3.67	43.84	54.00	10.16	Average
	2390.00	32.00	8.17	3.66	43.83	54.00	10.17	Average
@	2404.80	32.23	8.18	47.70	88.11	---	---	Average

Remark: The "@" means fundamental frequency, it is ignored in this section.

This test report may be reproduced in full only. The document may only be updated by Audix Technology Corp. personnel. Any changes will be noted in the Document History section of the report.

Audix Technology Corp.
No. 53-11, Dingfu, Linkou, Dist.,
New Taipei City244, Taiwan

Tel: +886 2 26099301
Fax: +886 2 26099303

Mode	802.11ax-HE20	Frequency	TX 2412MHz

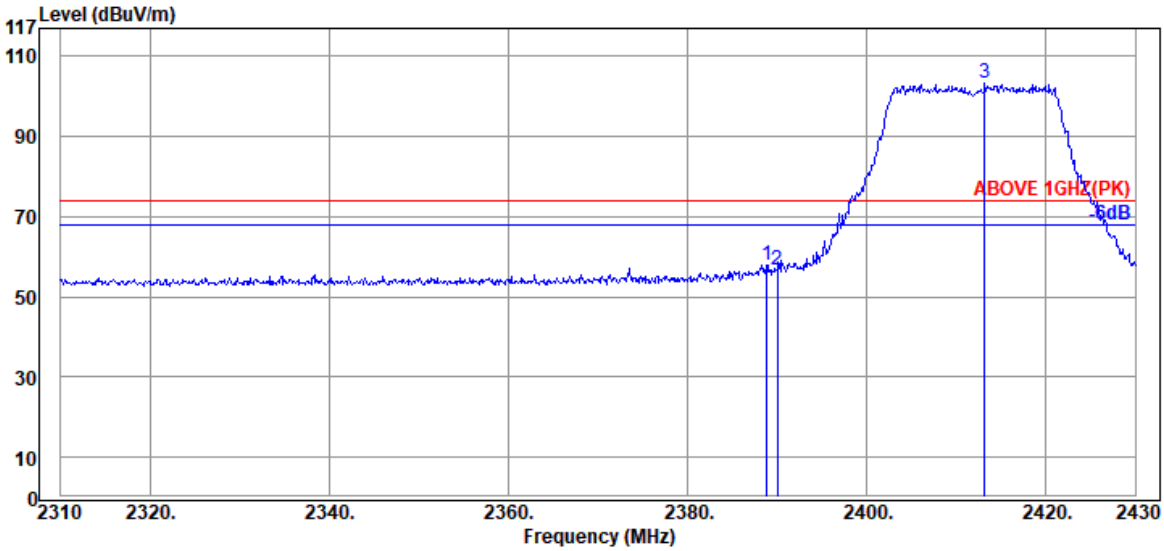

Antenna at Vertical Polarization

	Emission Frequency (MHz)	Antenna Factor (dB/m)	Cable Loss (dB)	Meter Reading (dBμV)	Emission Level (dBμV/m)	Limits (dBμV/m)	Margin (dB)	Detector
	2388.84	32.00	8.17	17.70	57.87	74.00	16.13	Peak
	2390.00	32.00	8.17	16.70	56.87	74.00	17.13	Peak
@	2413.20	32.23	8.18	62.96	103.37	---	---	Peak

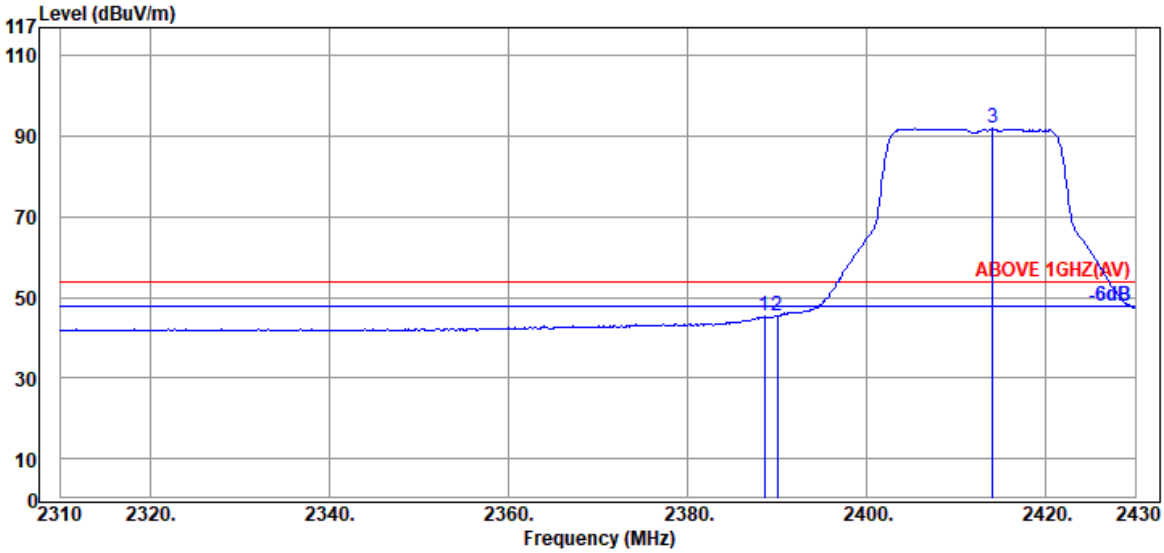

Antenna at Vertical Polarization

	Emission Frequency (MHz)	Antenna Factor (dB/m)	Cable Loss (dB)	Meter Reading (dBμV)	Emission Level (dBμV/m)	Limits (dBμV/m)	Margin (dB)	Detector
	2388.60	32.00	8.17	5.08	45.25	54.00	8.75	Average
	2390.00	32.00	8.17	5.19	45.36	54.00	8.64	Average
@	2414.04	32.23	8.18	51.53	91.94	---	---	Average

Remark: The "@" means fundamental frequency, it is ignored in this section.

This test report may be reproduced in full only. The document may only be updated by Audix Technology Corp. personnel. Any changes will be noted in the Document History section of the report.

Audix Technology Corp.
No. 53-11, Dingfu, Linkou, Dist.,
New Taipei City244, Taiwan
Tel: +886 2 26099301
Fax: +886 2 26099303

Mode	802.11ax-HE20	Frequency	TX 2417MHz

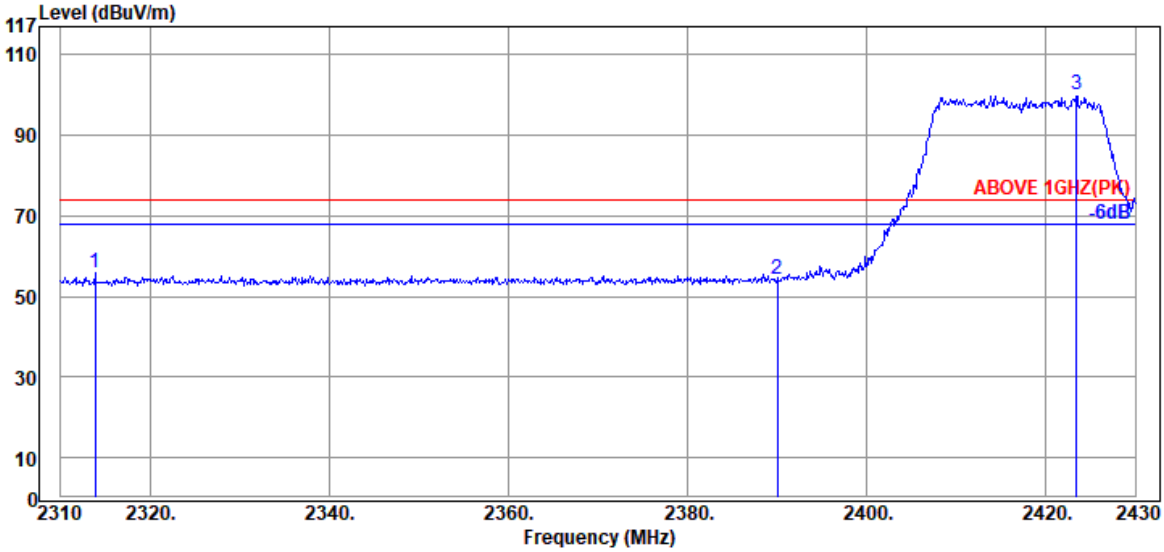

Antenna at Horizontal Polarization

	Emission Frequency (MHz)	Antenna Factor (dB/m)	Cable Loss (dB)	Meter Reading (dBµV)	Emission Level (dBµV/m)	Limits (dBµV/m)	Margin (dB)	Detector
	2313.84	32.00	8.15	15.67	55.82	74.00	18.18	Peak
	2390.00	32.00	8.17	13.95	54.12	74.00	19.88	Peak
@	2423.40	32.47	8.19	59.35	100.01	---	---	Peak

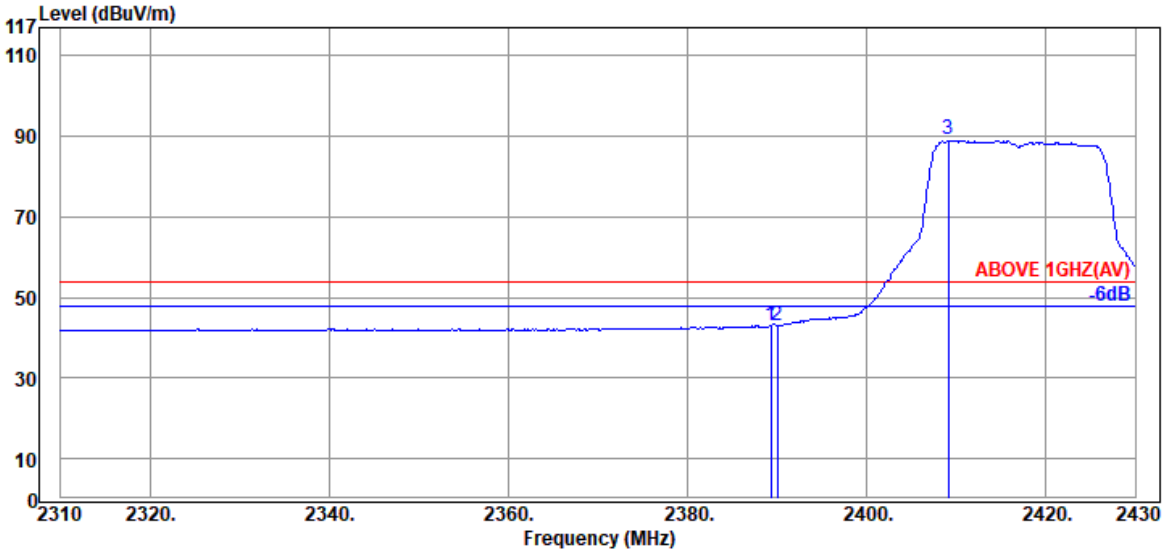

Antenna at Horizontal Polarization

	Emission Frequency (MHz)	Antenna Factor (dB/m)	Cable Loss (dB)	Meter Reading (dBµV)	Emission Level (dBµV/m)	Limits (dBµV/m)	Margin (dB)	Detector
	2389.32	32.00	8.17	2.81	42.98	54.00	11.02	Average
	2390.00	32.00	8.17	2.80	42.97	54.00	11.03	Average
@	2409.12	32.23	8.18	48.67	89.08	---	---	Average

Remark: The "@" means fundamental frequency, it is ignored in this section.

This test report may be reproduced in full only. The document may only be updated by Audix Technology Corp. personnel. Any changes will be noted in the Document History section of the report.

Audix Technology Corp.
No. 53-11, Dingfu, Linkou, Dist.,
New Taipei City244, Taiwan

Tel: +886 2 26099301
Fax: +886 2 26099303

Mode	802.11ax-HE20	Frequency	TX 2417MHz

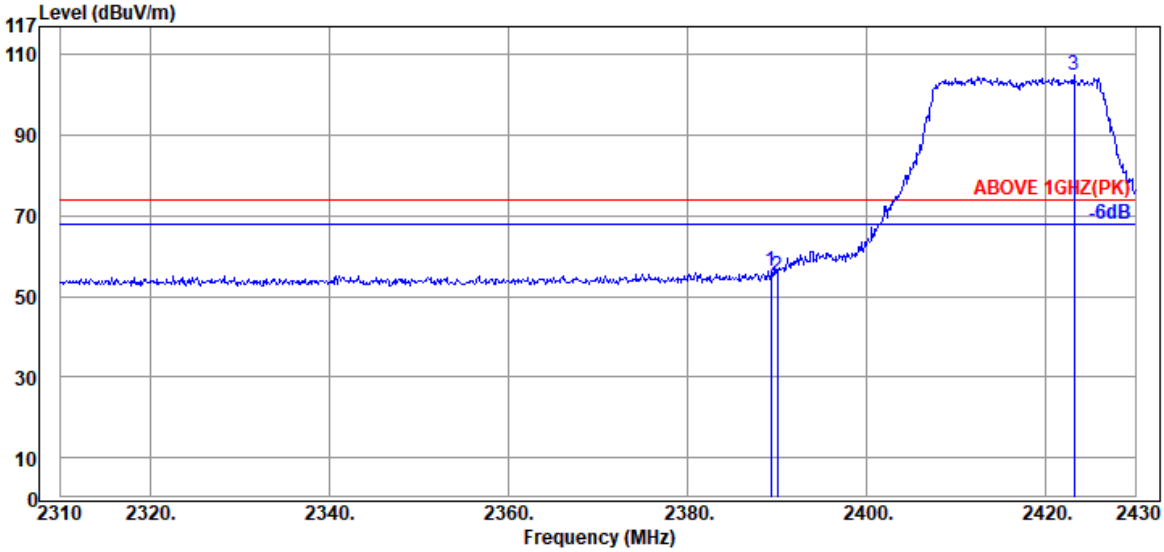

Antenna at Vertical Polarization

	Emission Frequency (MHz)	Antenna Factor (dB/m)	Cable Loss (dB)	Meter Reading (dBµV)	Emission Level (dBµV/m)	Limits (dBµV/m)	Margin (dB)	Detector
	2389.32	32.00	8.17	16.09	56.26	74.00	17.74	Peak
	2390.00	32.00	8.17	14.93	55.10	74.00	18.90	Peak
@	2423.16	32.47	8.19	64.44	105.10	---	---	Peak

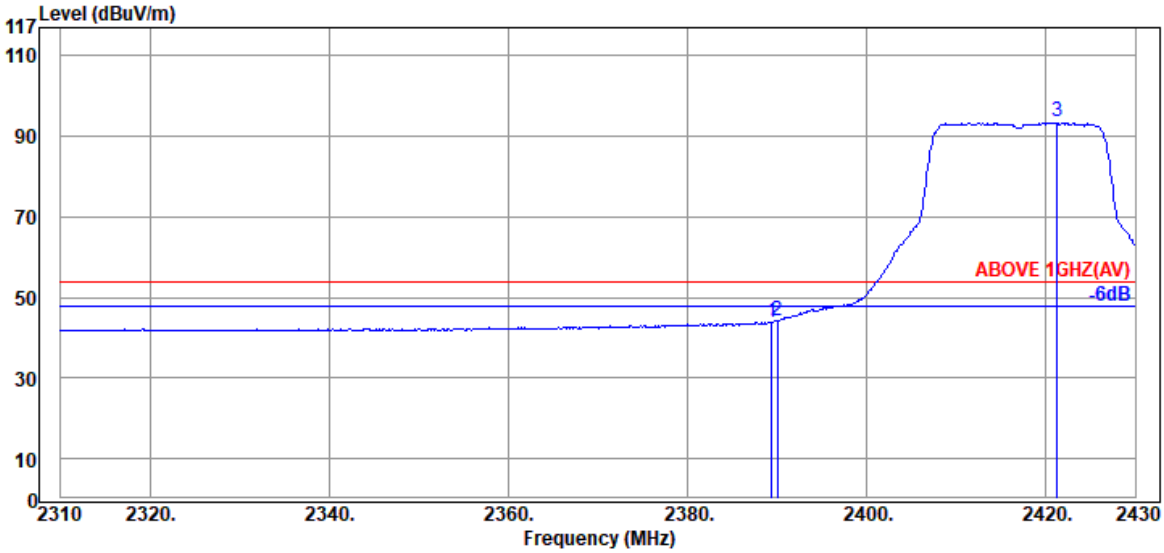

Antenna at Vertical Polarization

	Emission Frequency (MHz)	Antenna Factor (dB/m)	Cable Loss (dB)	Meter Reading (dBµV)	Emission Level (dBµV/m)	Limits (dBµV/m)	Margin (dB)	Detector
	2389.44	32.00	8.17	3.84	44.01	54.00	9.99	Average
	2390.00	32.00	8.17	4.15	44.32	54.00	9.68	Average
@	2421.24	32.47	8.19	52.90	93.56	---	---	Average

Remark: The "@" means fundamental frequency, it is ignored in this section.

This test report may be reproduced in full only. The document may only be updated by Audix Technology Corp. personnel. Any changes will be noted in the Document History section of the report.

Audix Technology Corp.
No. 53-11, Dingfu, Linkou, Dist.,
New Taipei City244, Taiwan
Tel: +886 2 26099301
Fax: +886 2 26099303

Mode	802.11ax-HE20	Frequency	TX 2457MHz

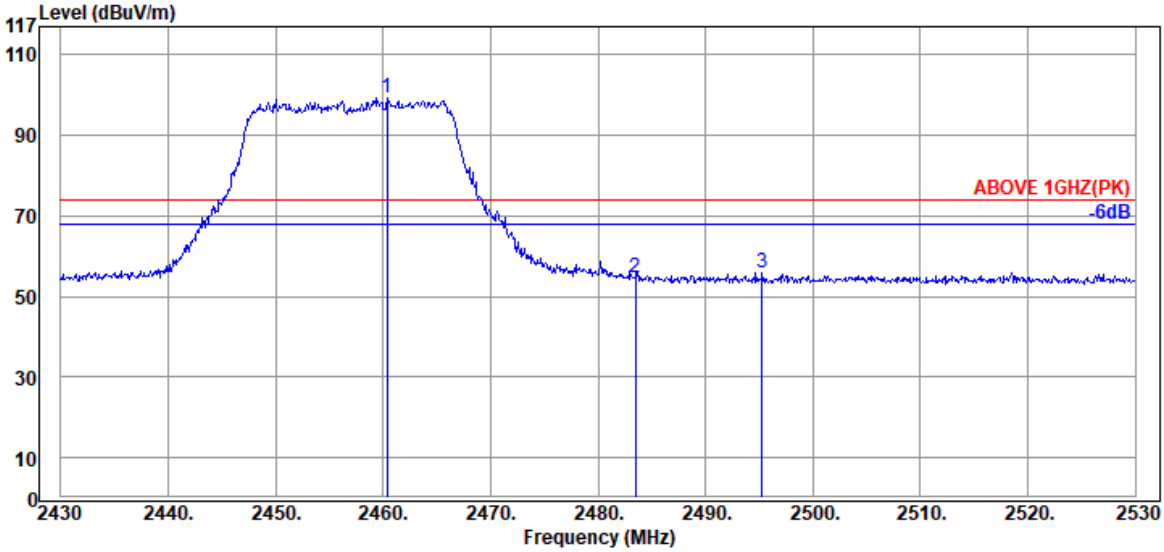

Antenna at Horizontal Polarization

	Emission Frequency (MHz)	Antenna Factor (dB/m)	Cable Loss (dB)	Meter Reading (dBμV)	Emission Level (dBμV/m)	Limits (dBμV/m)	Margin (dB)	Detector
@	2460.40	32.63	8.20	58.55	99.38	---	---	Peak
	2483.50	32.57	8.20	13.84	54.61	74.00	19.39	Peak
	2495.30	32.50	8.21	15.34	56.05	74.00	17.95	Peak

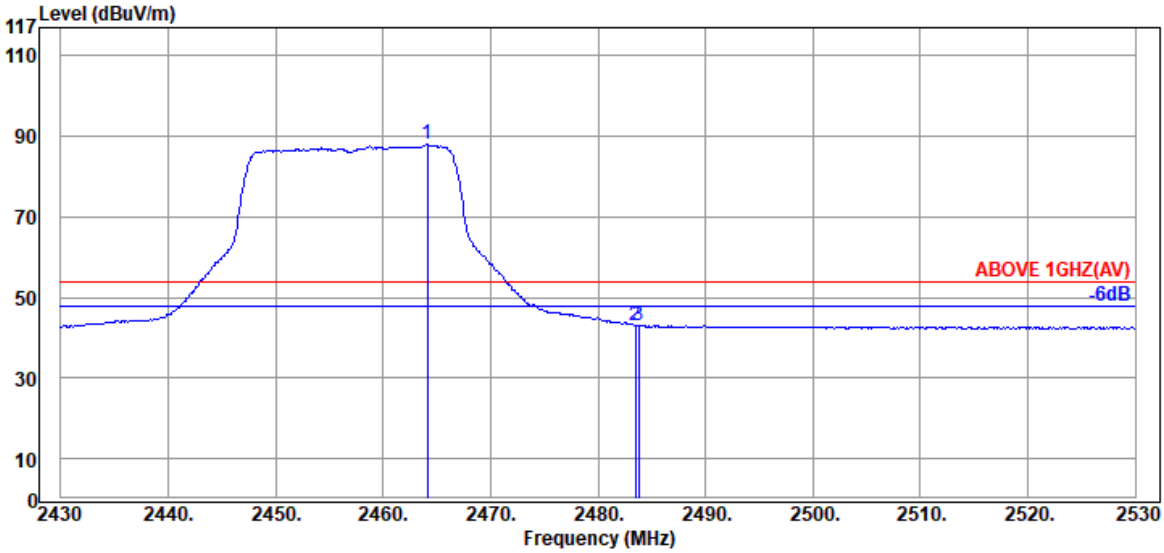

Antenna at Horizontal Polarization

	Emission Frequency (MHz)	Antenna Factor (dB/m)	Cable Loss (dB)	Meter Reading (dBμV)	Emission Level (dBμV/m)	Limits (dBμV/m)	Margin (dB)	Detector
@	2464.10	32.63	8.20	47.12	87.95	---	---	Average
	2483.50	32.57	8.20	2.39	43.16	54.00	10.84	Average
	2483.80	32.57	8.20	2.33	43.10	54.00	10.90	Average

Remark: The "@" means fundamental frequency, it is ignored in this section.

This test report may be reproduced in full only. The document may only be updated by Audix Technology Corp. personnel. Any changes will be noted in the Document History section of the report.

Audix Technology Corp.
No. 53-11, Dingfu, Linkou, Dist.,
New Taipei City244, Taiwan

Tel: +886 2 26099301
Fax: +886 2 26099303

Mode	802.11ax-HE20	Frequency	TX 2457MHz

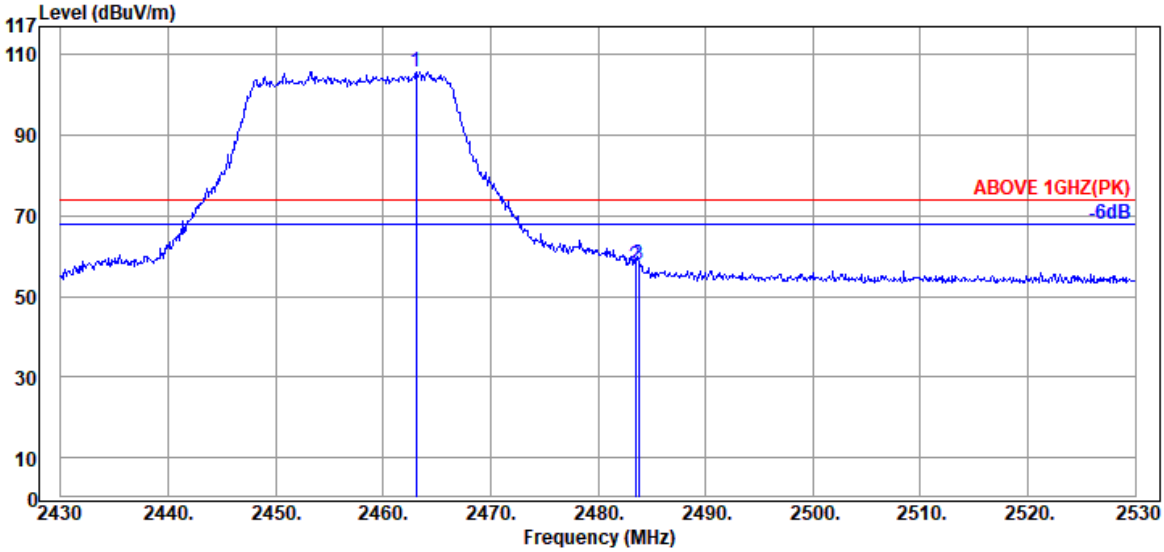

Antenna at Vertical Polarization

	Emission Frequency (MHz)	Antenna Factor (dB/m)	Cable Loss (dB)	Meter Reading (dBμV)	Emission Level (dBμV/m)	Limits (dBμV/m)	Margin (dB)	Detector
@	2463.10	32.63	8.20	64.86	105.69	---	---	Peak
	2483.50	32.57	8.20	16.81	57.58	74.00	16.42	Peak
	2483.80	32.57	8.20	17.30	58.07	74.00	15.93	Peak

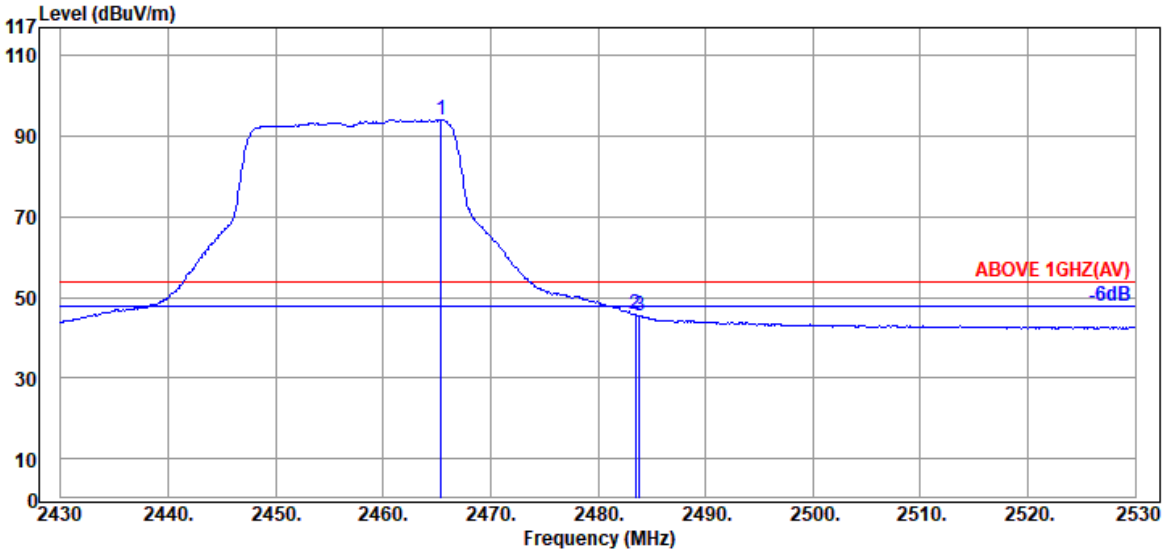

Antenna at Vertical Polarization

	Emission Frequency (MHz)	Antenna Factor (dB/m)	Cable Loss (dB)	Meter Reading (dBμV)	Emission Level (dBμV/m)	Limits (dBμV/m)	Margin (dB)	Detector
@	2465.40	32.63	8.20	53.29	94.12	---	---	Average
	2483.50	32.57	8.20	5.06	45.83	54.00	8.17	Average
	2483.90	32.57	8.20	4.75	45.52	54.00	8.48	Average

Remark: The "@" means fundamental frequency, it is ignored in this section.

This test report may be reproduced in full only. The document may only be updated by Audix Technology Corp. personnel. Any changes will be noted in the Document History section of the report.

Audix Technology Corp.
No. 53-11, Dingfu, Linkou, Dist.,
New Taipei City244, Taiwan
Tel: +886 2 26099301
Fax: +886 2 26099303

Mode	802.11ax-HE20	Frequency	TX 2462MHz

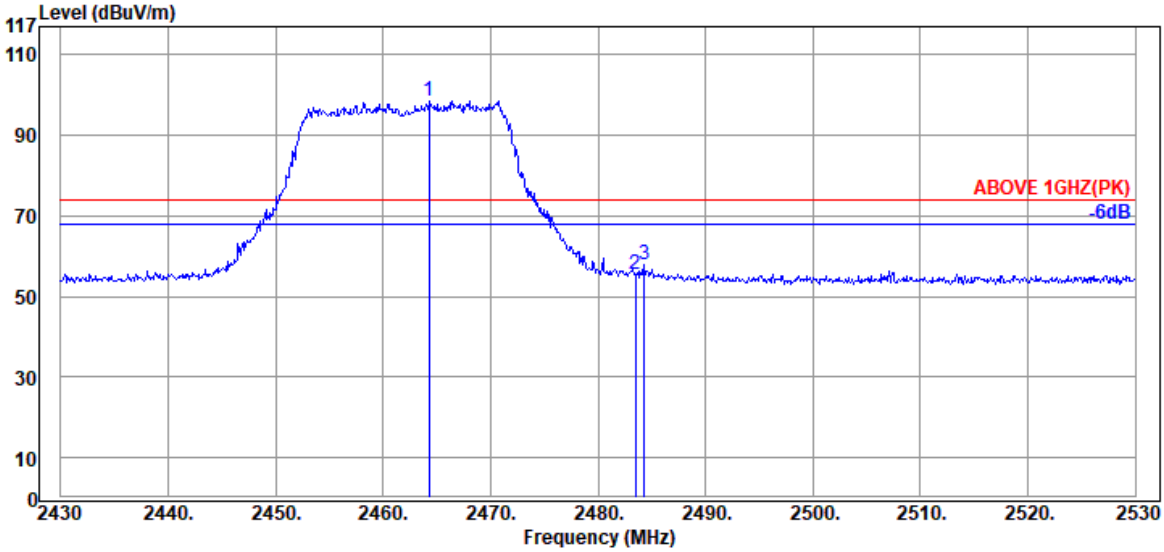

Antenna at Horizontal Polarization

	Emission Frequency (MHz)	Antenna Factor (dB/m)	Cable Loss (dB)	Meter Reading (dBμV)	Emission Level (dBμV/m)	Limits (dBμV/m)	Margin (dB)	Detector
@	2464.30	32.63	8.20	57.79	98.62	---	---	Peak
	2483.50	32.57	8.20	14.65	55.42	74.00	18.58	Peak
	2484.30	32.57	8.20	17.15	57.92	74.00	16.08	Peak

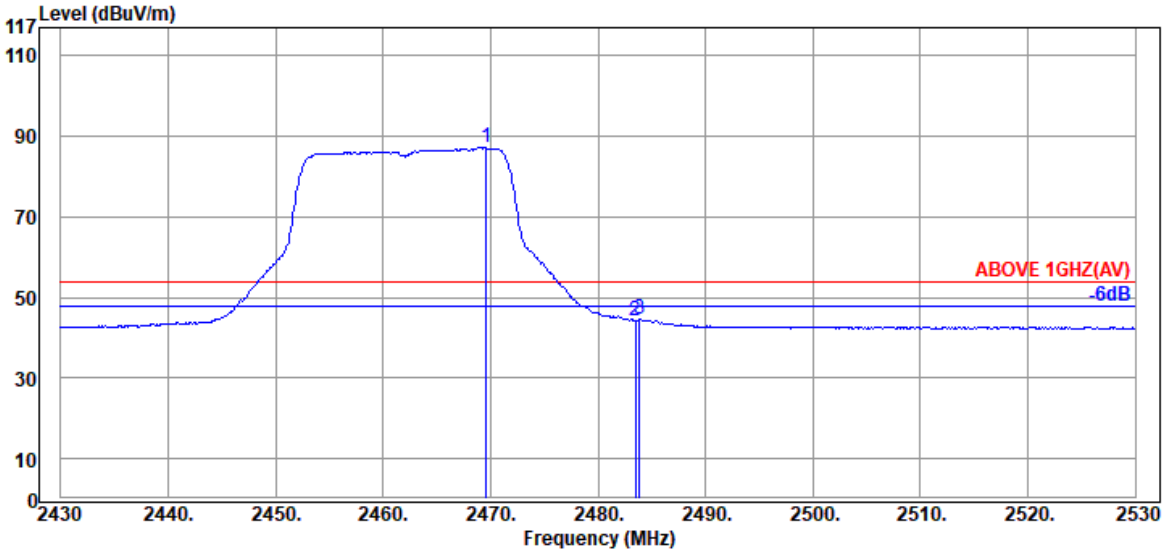

Antenna at Horizontal Polarization

	Emission Frequency (MHz)	Antenna Factor (dB/m)	Cable Loss (dB)	Meter Reading (dBμV)	Emission Level (dBμV/m)	Limits (dBμV/m)	Margin (dB)	Detector
@	2469.60	32.63	8.20	46.40	87.23	---	---	Average
	2483.50	32.57	8.20	3.36	44.13	54.00	9.87	Average
	2483.90	32.57	8.20	3.75	44.52	54.00	9.48	Average

Remark: The "@" means fundamental frequency, it is ignored in this section.

This test report may be reproduced in full only. The document may only be updated by Audix Technology Corp. personnel. Any changes will be noted in the Document History section of the report.

Audix Technology Corp.
No. 53-11, Dingfu, Linkou, Dist.,
New Taipei City244, Taiwan
Tel: +886 2 26099301
Fax: +886 2 26099303

Mode	802.11ax-HE20	Frequency	TX 2462MHz

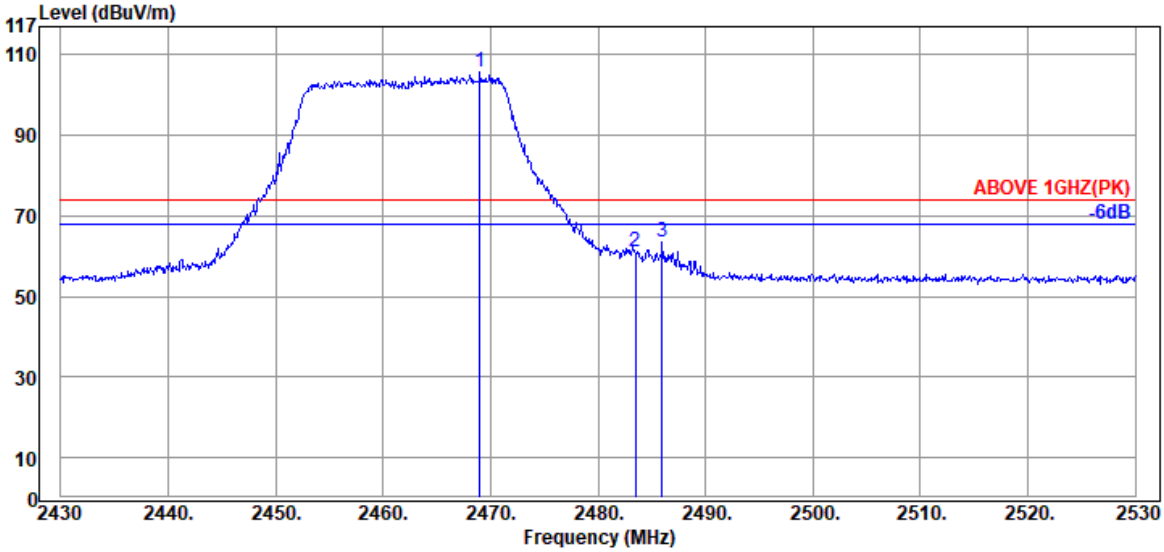

Antenna at Vertical Polarization

	Emission Frequency (MHz)	Antenna Factor (dB/m)	Cable Loss (dB)	Meter Reading (dBμV)	Emission Level (dBμV/m)	Limits (dBμV/m)	Margin (dB)	Detector
@	2469.00	32.63	8.20	64.72	105.55	---	---	Peak
	2483.50	32.57	8.20	20.14	60.91	74.00	13.09	Peak
	2486.00	32.57	8.20	22.73	63.50	74.00	10.50	Peak

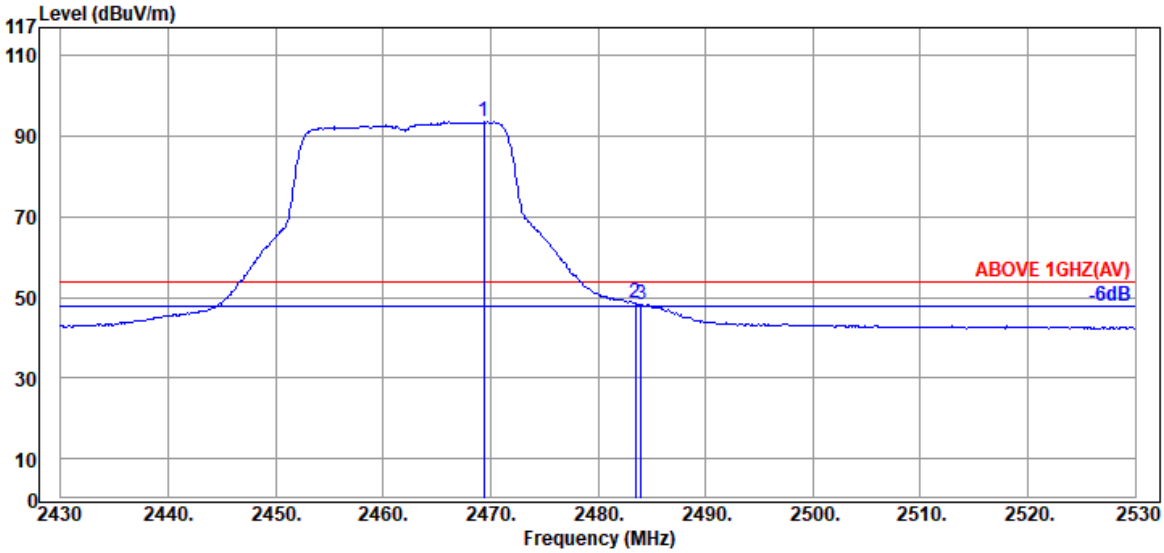

Antenna at Vertical Polarization

	Emission Frequency (MHz)	Antenna Factor (dB/m)	Cable Loss (dB)	Meter Reading (dBμV)	Emission Level (dBμV/m)	Limits (dBμV/m)	Margin (dB)	Detector
@	2469.40	32.63	8.20	52.73	93.56	---	---	Average
	2483.50	32.57	8.20	7.89	48.66	54.00	5.34	Average
	2484.00	32.57	8.20	7.62	48.39	54.00	5.61	Average

Remark: The "@" means fundamental frequency, it is ignored in this section.

This test report may be reproduced in full only. The document may only be updated by Audix Technology Corp. personnel. Any changes will be noted in the Document History section of the report.

Audix Technology Corp.
No. 53-11, Dingfu, Linkou, Dist.,
New Taipei City244, Taiwan
Tel: +886 2 26099301
Fax: +886 2 26099303

Mode	802.11ax-HE20	Frequency	TX 2467MHz

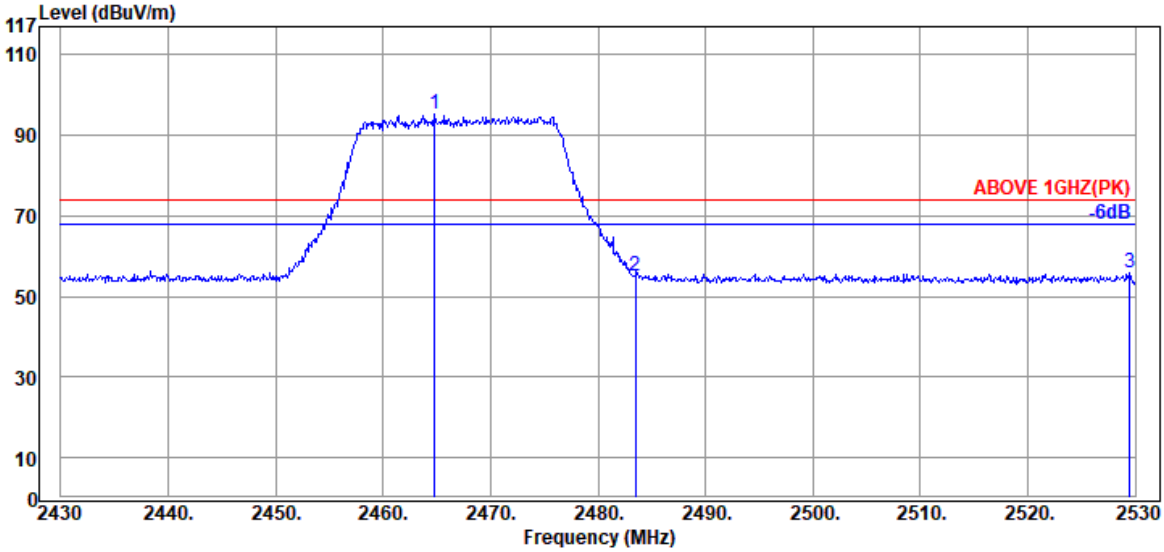

Antenna at Horizontal Polarization

	Emission Frequency (MHz)	Antenna Factor (dB/m)	Cable Loss (dB)	Meter Reading (dBμV)	Emission Level (dBμV/m)	Limits (dBμV/m)	Margin (dB)	Detector
@	2464.80	32.63	8.20	54.35	95.18	---	---	Peak
	2483.50	32.57	8.20	14.16	54.93	74.00	19.07	Peak
	2529.50	32.10	8.24	15.40	55.74	74.00	18.26	Peak

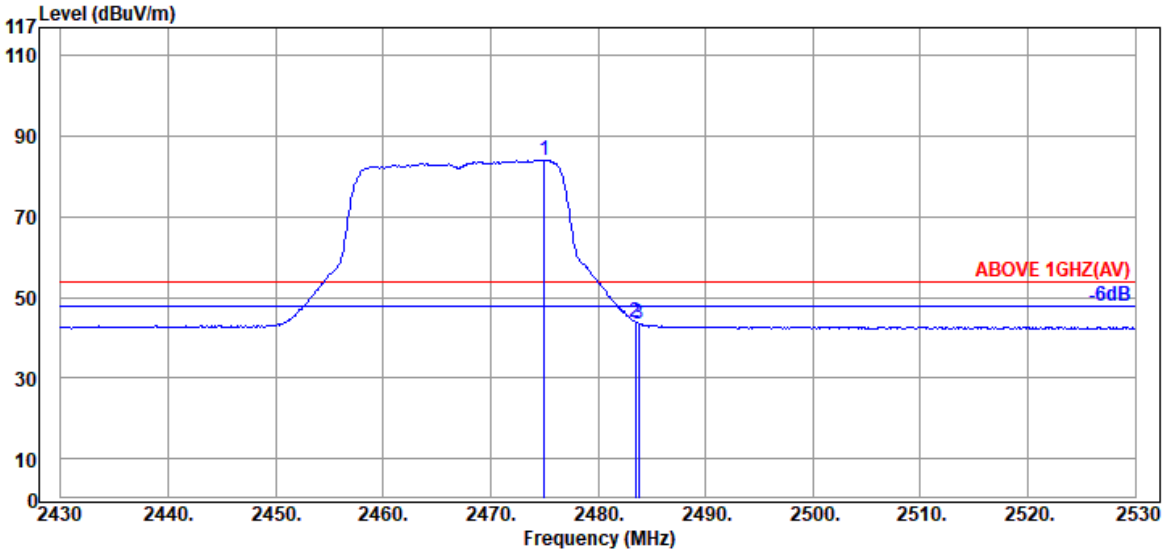

Antenna at Horizontal Polarization

	Emission Frequency (MHz)	Antenna Factor (dB/m)	Cable Loss (dB)	Meter Reading (dBμV)	Emission Level (dBμV/m)	Limits (dBμV/m)	Margin (dB)	Detector
@	2475.00	32.57	8.20	43.36	84.13	---	---	Average
	2483.50	32.57	8.20	3.16	43.93	54.00	10.07	Average
	2483.80	32.57	8.20	2.73	43.50	54.00	10.50	Average

Remark: The "@" means fundamental frequency, it is ignored in this section.

This test report may be reproduced in full only. The document may only be updated by Audix Technology Corp. personnel. Any changes will be noted in the Document History section of the report.

Audix Technology Corp.
No. 53-11, Dingfu, Linkou, Dist.,
New Taipei City244, Taiwan
Tel: +886 2 26099301
Fax: +886 2 26099303

Mode	802.11ax-HE20	Frequency	TX 2467MHz

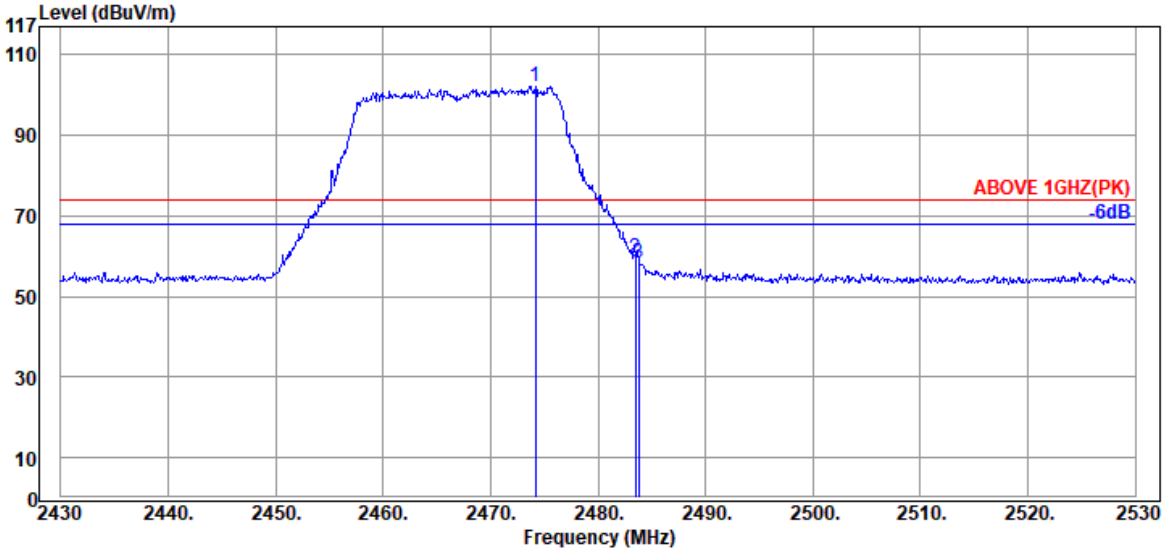

Antenna at Vertical Polarization

	Emission Frequency (MHz)	Antenna Factor (dB/m)	Cable Loss (dB)	Meter Reading (dBµV)	Emission Level (dBµV/m)	Limits (dBµV/m)	Margin (dB)	Detector
@	2474.20	32.57	8.20	61.39	102.16	---	---	Peak
	2483.50	32.57	8.20	18.88	59.65	74.00	14.35	Peak
	2483.80	32.57	8.20	17.40	58.17	74.00	15.83	Peak

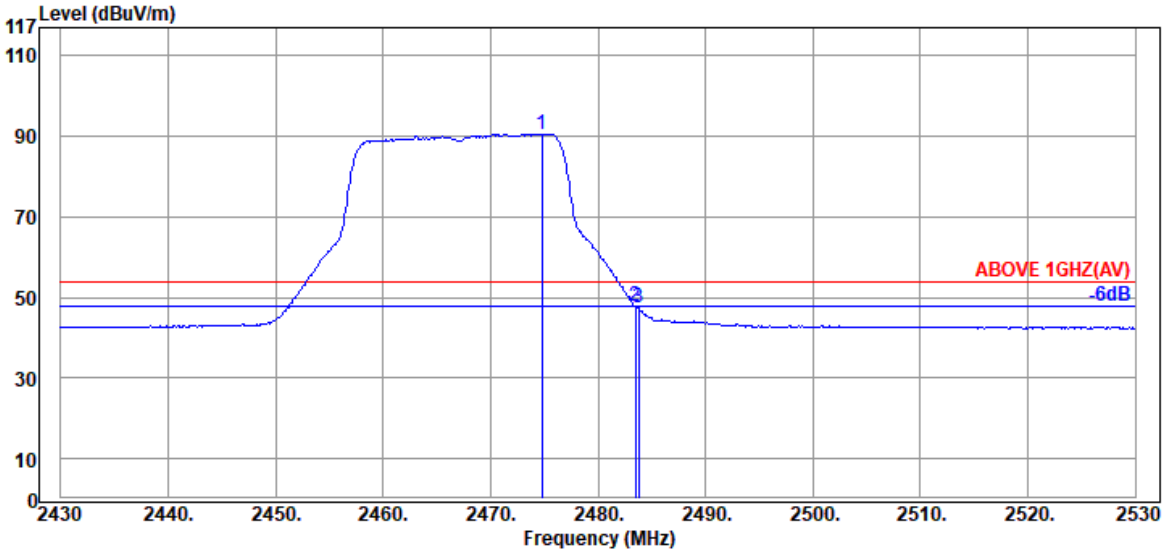

Antenna at Vertical Polarization

	Emission Frequency (MHz)	Antenna Factor (dB/m)	Cable Loss (dB)	Meter Reading (dBµV)	Emission Level (dBµV/m)	Limits (dBµV/m)	Margin (dB)	Detector
@	2474.80	32.57	8.20	49.85	90.62	---	---	Average
	2483.50	32.57	8.20	6.98	47.75	54.00	6.25	Average
	2483.80	32.57	8.20	6.51	47.28	54.00	6.72	Average

Remark: The "@" means fundamental frequency, it is ignored in this section.

This test report may be reproduced in full only. The document may only be updated by Audix Technology Corp. personnel. Any changes will be noted in the Document History section of the report.

Audix Technology Corp.
No. 53-11, Dingfu, Linkou, Dist.,
New Taipei City244, Taiwan
Tel: +886 2 26099301
Fax: +886 2 26099303

Mode	802.11ax-HE20	Frequency	TX 2472MHz

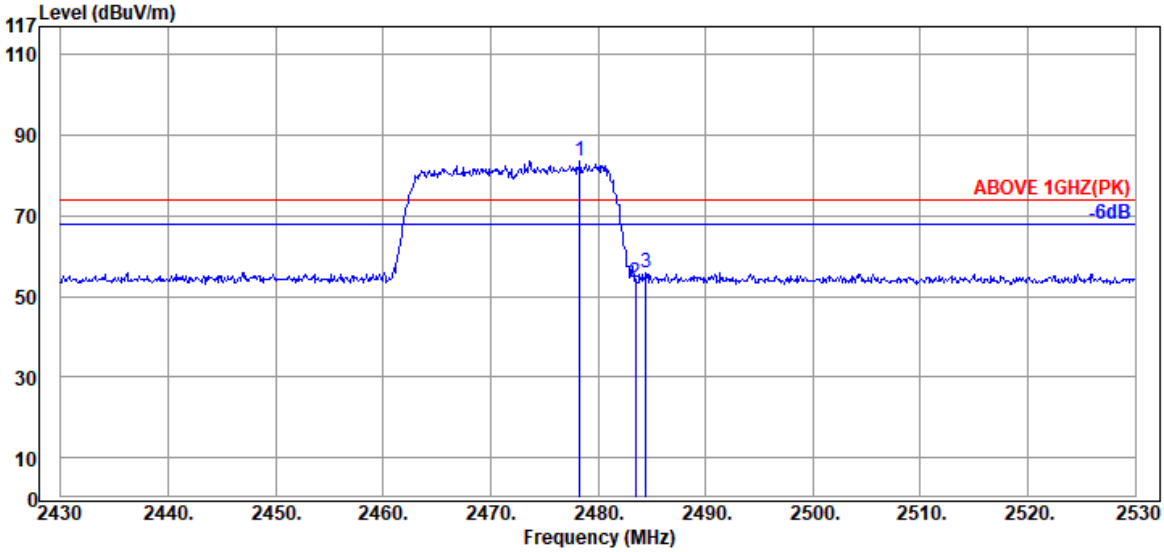

Antenna at Horizontal Polarization

	Emission Frequency (MHz)	Antenna Factor (dB/m)	Cable Loss (dB)	Meter Reading (dBμV)	Emission Level (dBμV/m)	Limits (dBμV/m)	Margin (dB)	Detector
@	2478.30	32.57	8.20	42.78	83.55	---	---	Peak
	2483.50	32.57	8.20	12.79	53.56	74.00	20.44	Peak
	2484.50	32.57	8.20	15.01	55.78	74.00	18.22	Peak

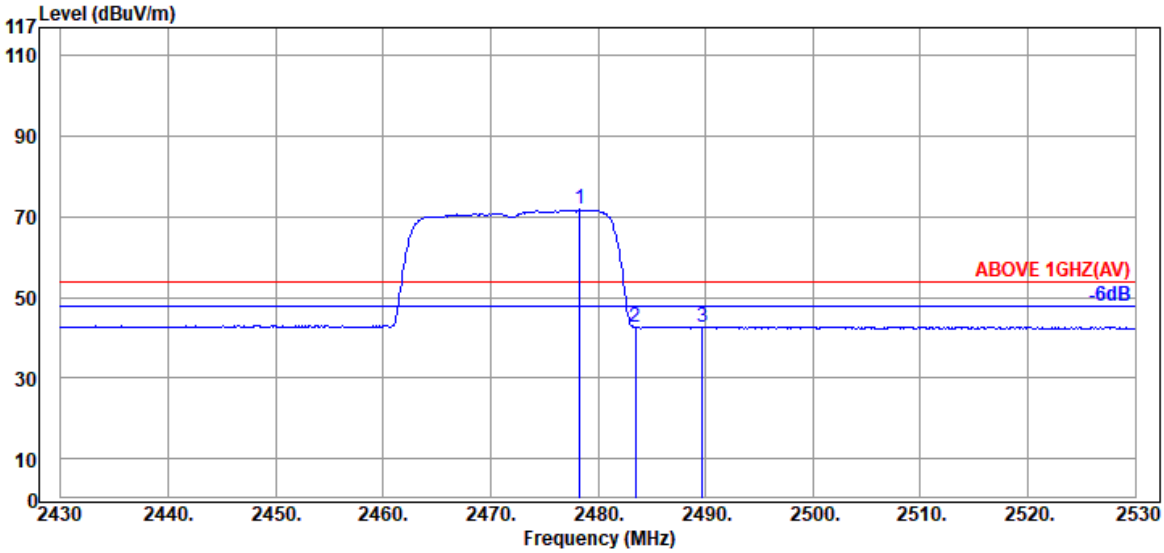

Antenna at Horizontal Polarization

	Emission Frequency (MHz)	Antenna Factor (dB/m)	Cable Loss (dB)	Meter Reading (dBμV)	Emission Level (dBμV/m)	Limits (dBμV/m)	Margin (dB)	Detector
@	2478.30	32.57	8.20	31.08	71.85	---	---	Average
	2483.50	32.57	8.20	1.75	42.52	54.00	11.48	Average
	2489.70	32.50	8.21	2.02	42.73	54.00	11.27	Average

Remark: The "@" means fundamental frequency, it is ignored in this section.

This test report may be reproduced in full only. The document may only be updated by Audix Technology Corp. personnel. Any changes will be noted in the Document History section of the report.

Audix Technology Corp.
No. 53-11, Dingfu, Linkou, Dist.,
New Taipei City244, Taiwan
Tel: +886 2 26099301
Fax: +886 2 26099303

Mode	802.11ax-HE20	Frequency	TX 2472MHz

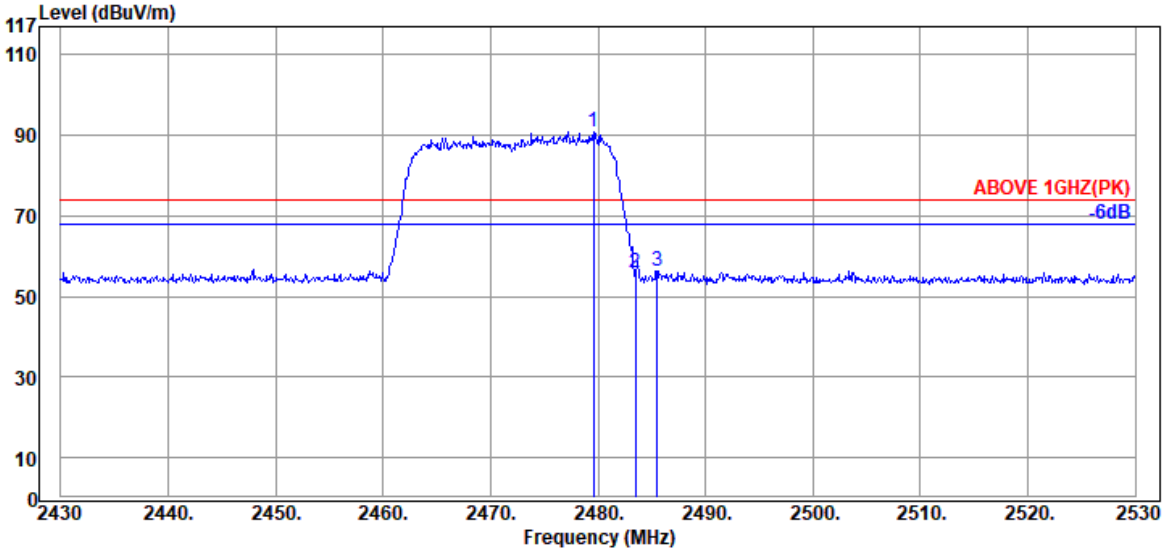

Antenna at Vertical Polarization

	Emission Frequency (MHz)	Antenna Factor (dB/m)	Cable Loss (dB)	Meter Reading (dBµV)	Emission Level (dBµV/m)	Limits (dBµV/m)	Margin (dB)	Detector
@	2479.60	32.57	8.20	49.97	90.74	---	---	Peak
	2483.50	32.57	8.20	15.07	55.84	74.00	18.16	Peak
	2485.50	32.57	8.20	15.72	56.49	74.00	17.51	Peak

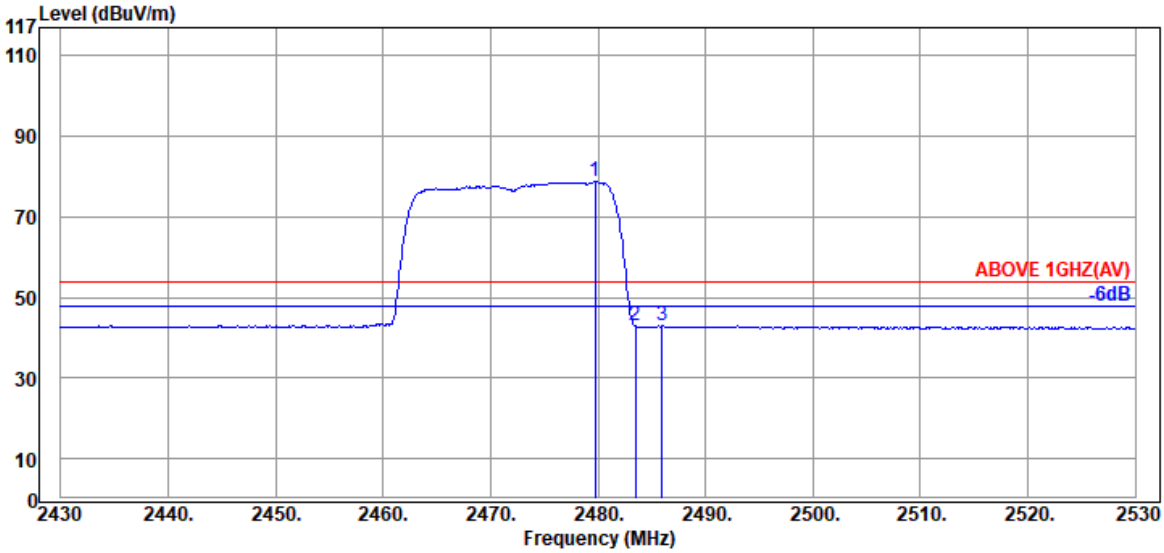

Antenna at Vertical Polarization

	Emission Frequency (MHz)	Antenna Factor (dB/m)	Cable Loss (dB)	Meter Reading (dBµV)	Emission Level (dBµV/m)	Limits (dBµV/m)	Margin (dB)	Detector
@	2479.70	32.57	8.20	37.85	78.62	---	---	Average
	2483.50	32.57	8.20	2.31	43.08	54.00	10.92	Average
	2486.00	32.57	8.20	2.30	43.07	54.00	10.93	Average

Remark: The "@" means fundamental frequency, it is ignored in this section.

This test report may be reproduced in full only. The document may only be updated by Audix Technology Corp. personnel. Any changes will be noted in the Document History section of the report.

Audix Technology Corp.
No. 53-11, Dingfu, Linkou, Dist.,
New Taipei City244, Taiwan
Tel: +886 2 26099301
Fax: +886 2 26099303

Mode	802.11ax-HE40	Frequency	TX 2422MHz

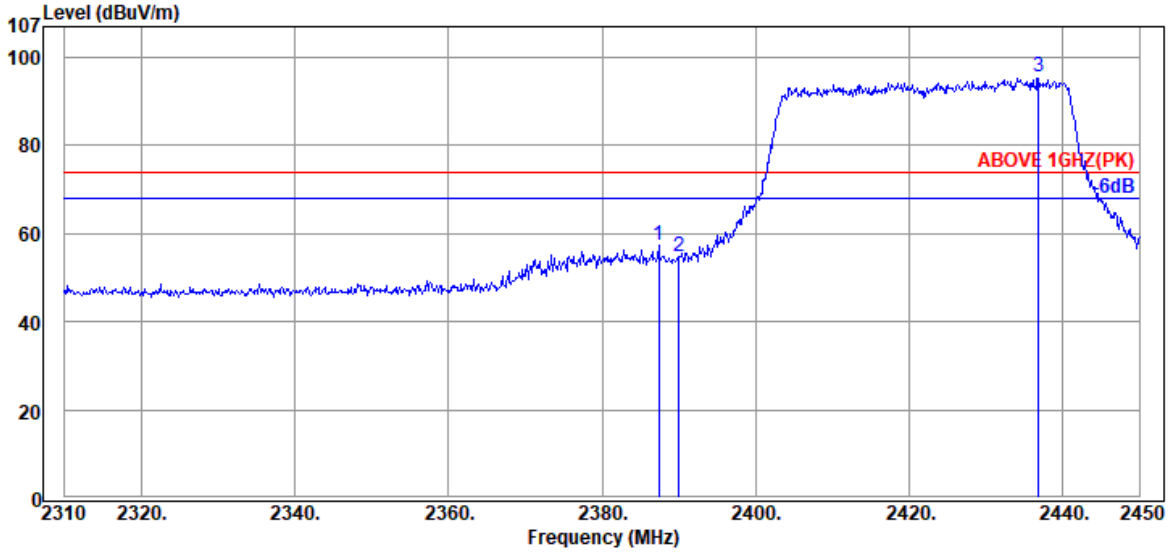

Antenna at Horizontal Polarization

	Emission Frequency (MHz)	Antenna Factor (dB/m)	Cable Loss (dB)	Meter Reading (dBμV)	Emission Level (dBμV/m)	Limits (dBμV/m)	Margin (dB)	Detector
	2387.42	32.00	8.17	17.07	57.24	74.00	16.76	Peak
	2390.00	32.00	8.17	14.50	54.67	74.00	19.33	Peak
@	2436.84	32.70	8.19	54.61	95.50	---	---	Peak

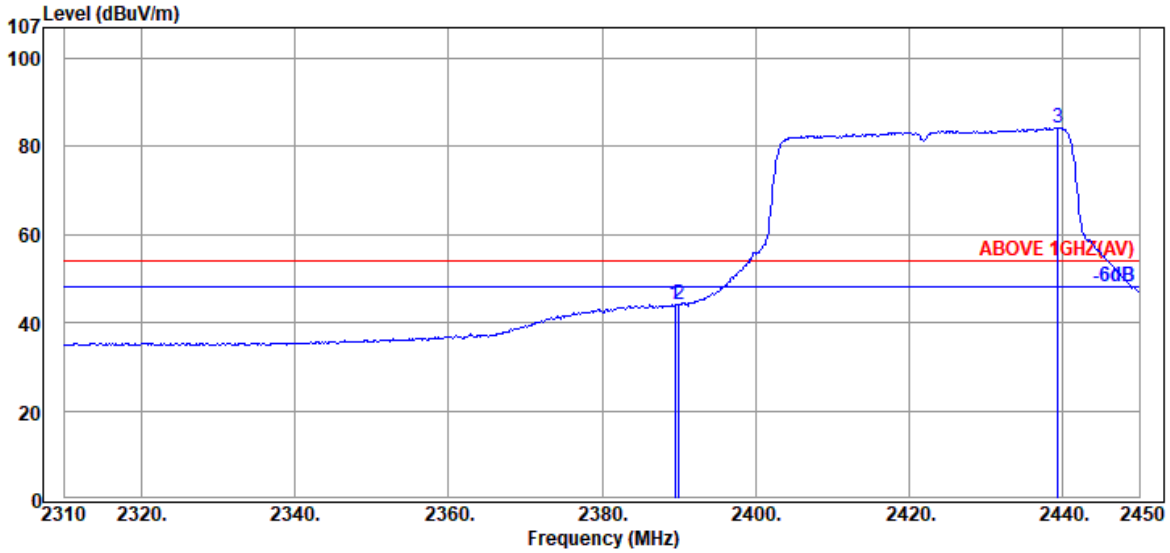

Antenna at Horizontal Polarization

	Emission Frequency (MHz)	Antenna Factor (dB/m)	Cable Loss (dB)	Meter Reading (dBμV)	Emission Level (dBμV/m)	Limits (dBμV/m)	Margin (dB)	Detector
	2389.52	32.00	8.17	4.11	44.28	54.00	9.72	Average
	2390.00	32.00	8.17	4.03	44.20	54.00	9.80	Average
@	2439.36	32.70	8.19	43.46	84.35	---	---	Average

Remark: The "@" means fundamental frequency, it is ignored in this section.

This test report may be reproduced in full only. The document may only be updated by Audix Technology Corp. personnel. Any changes will be noted in the Document History section of the report.

Audix Technology Corp.
No. 53-11, Dingfu, Linkou, Dist.,
New Taipei City244, Taiwan

Tel: +886 2 26099301
Fax: +886 2 26099303

Mode	802.11ax-HE40	Frequency	TX 2422MHz

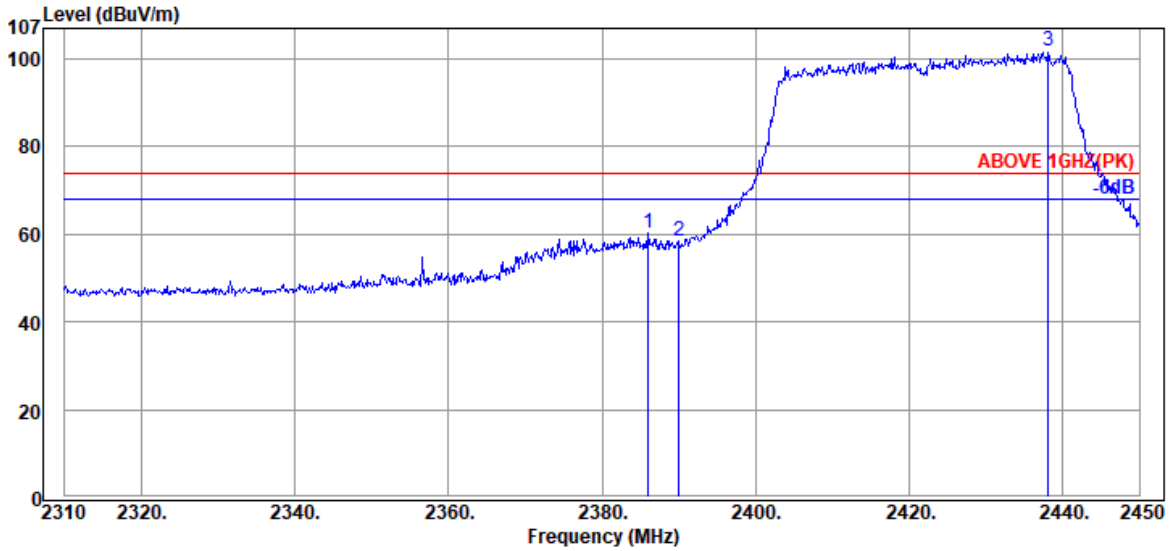

Antenna at Vertical Polarization

	Emission Frequency (MHz)	Antenna Factor (dB/m)	Cable Loss (dB)	Meter Reading (dBµV)	Emission Level (dBµV/m)	Limits (dBµV/m)	Margin (dB)	Detector
	2386.02	32.00	8.17	20.21	60.38	74.00	13.62	Peak
	2390.00	32.00	8.17	18.28	58.45	74.00	15.55	Peak
@	2438.10	32.70	8.19	60.78	101.67	---	---	Peak

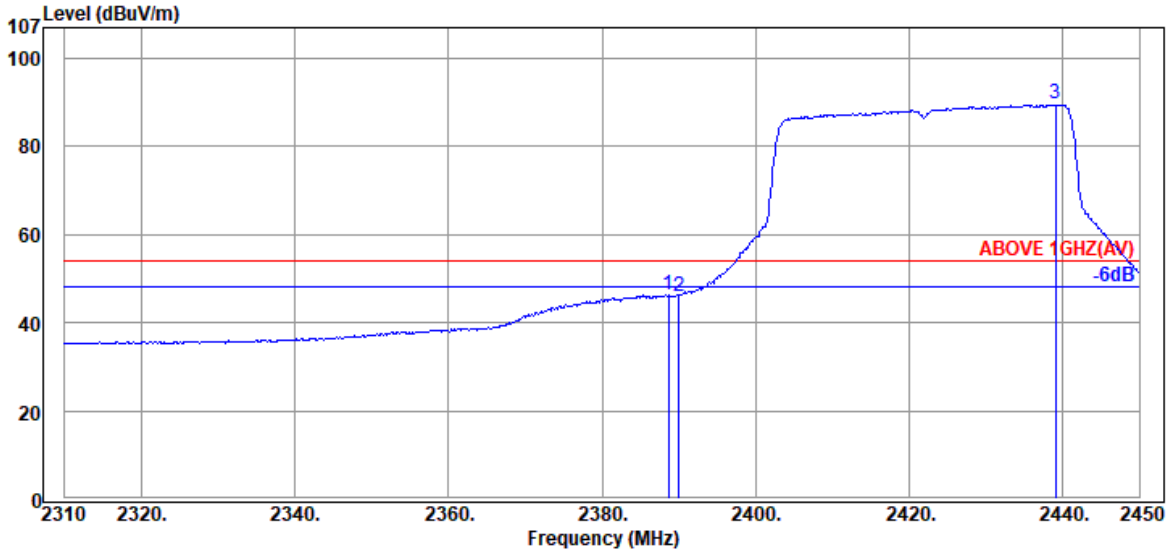

Antenna at Vertical Polarization

	Emission Frequency (MHz)	Antenna Factor (dB/m)	Cable Loss (dB)	Meter Reading (dBµV)	Emission Level (dBµV/m)	Limits (dBµV/m)	Margin (dB)	Detector
	2388.68	32.00	8.17	6.14	46.31	54.00	7.69	Average
	2390.00	32.00	8.17	5.92	46.09	54.00	7.91	Average
@	2439.08	32.70	8.19	48.78	89.67	---	---	Average

Remark: The "@" means fundamental frequency, it is ignored in this section.

This test report may be reproduced in full only. The document may only be updated by Audix Technology Corp. personnel. Any changes will be noted in the Document History section of the report.

Audix Technology Corp.
No. 53-11, Dingfu, Linkou, Dist.,
New Taipei City244, Taiwan

Tel: +886 2 26099301
Fax: +886 2 26099303

Mode	802.11ax-HE40	Frequency	TX 2427MHz

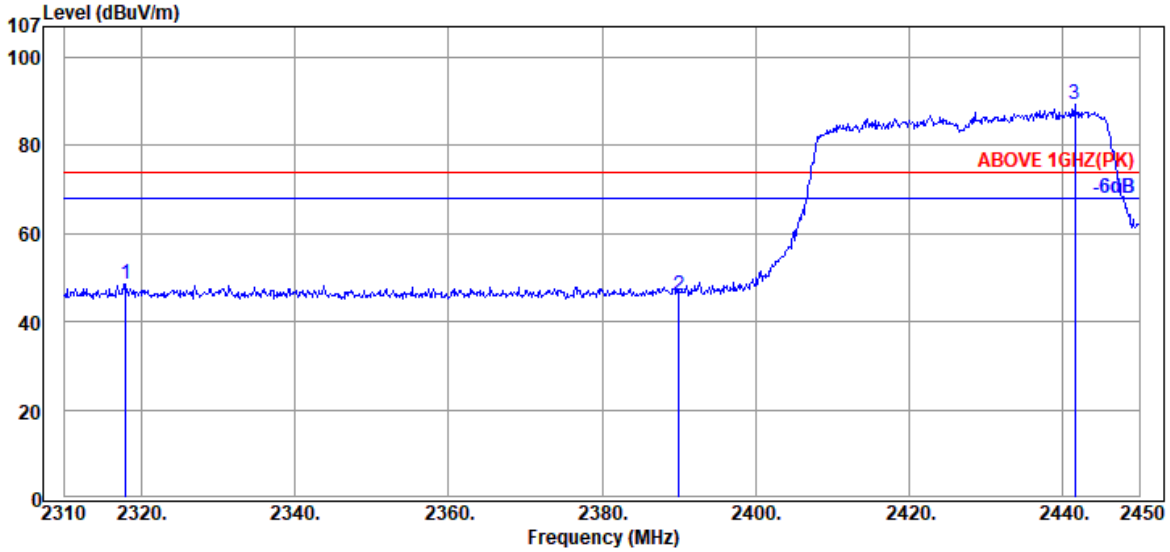

Antenna at Horizontal Polarization

	Emission Frequency (MHz)	Antenna Factor (dB/m)	Cable Loss (dB)	Meter Reading (dBμV)	Emission Level (dBμV/m)	Limits (dBμV/m)	Margin (dB)	Detector
	2317.98	32.00	8.15	8.31	48.46	74.00	25.54	Peak
	2390.00	32.00	8.17	5.86	46.03	74.00	27.97	Peak
@	2441.60	32.70	8.19	48.62	89.51	---	---	Peak

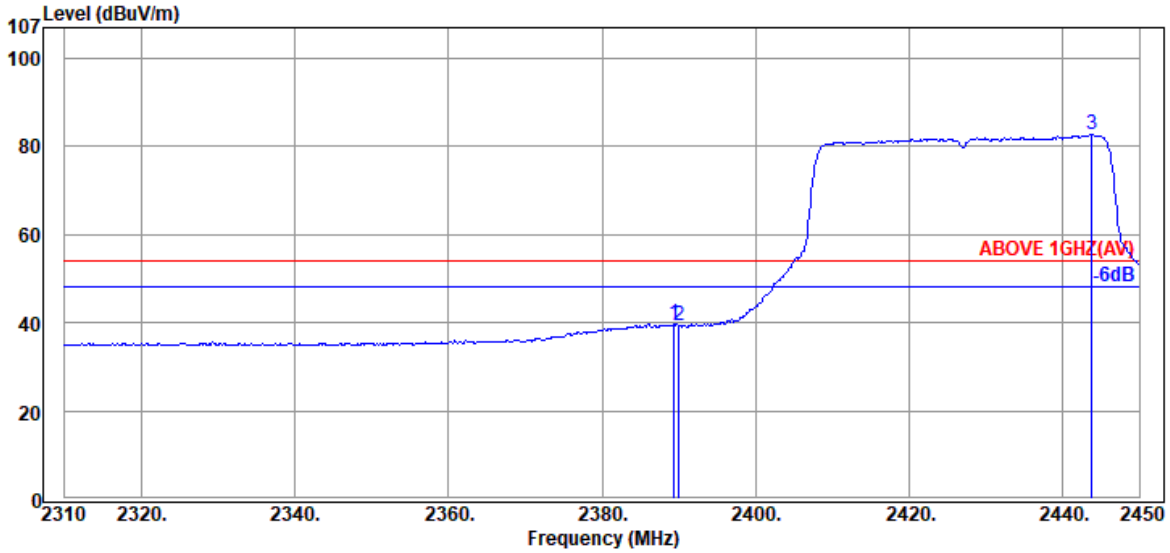

Antenna at Horizontal Polarization

	Emission Frequency (MHz)	Antenna Factor (dB/m)	Cable Loss (dB)	Meter Reading (dBμV)	Emission Level (dBμV/m)	Limits (dBμV/m)	Margin (dB)	Detector
	2389.38	32.00	8.17	-0.56	39.61	54.00	14.39	Average
	2390.00	32.00	8.17	-0.71	39.46	54.00	14.54	Average
@	2443.84	32.70	8.19	42.02	82.91	---	---	Average

Remark: The "@" means fundamental frequency, it is ignored in this section.

This test report may be reproduced in full only. The document may only be updated by Audix Technology Corp. personnel. Any changes will be noted in the Document History section of the report.

Audix Technology Corp.
No. 53-11, Dingfu, Linkou, Dist.,
New Taipei City244, Taiwan
Tel: +886 2 26099301
Fax: +886 2 26099303

Mode	802.11ax-HE40	Frequency	TX 2427MHz

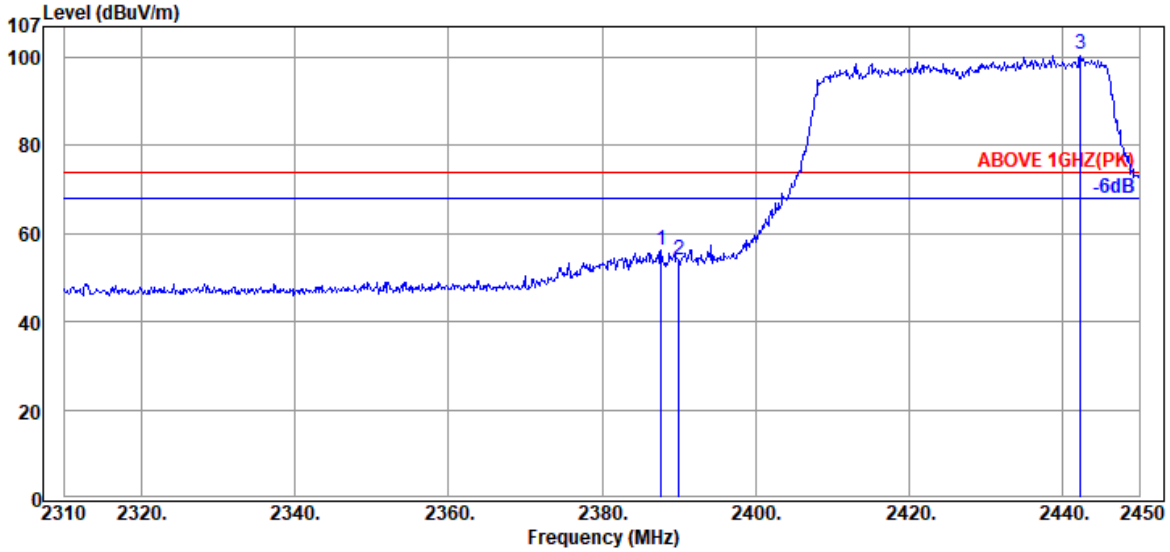

Antenna at Vertical Polarization

	Emission Frequency (MHz)	Antenna Factor (dB/m)	Cable Loss (dB)	Meter Reading (dBµV)	Emission Level (dBµV/m)	Limits (dBµV/m)	Margin (dB)	Detector
	2387.70	32.00	8.17	16.08	56.25	74.00	17.75	Peak
	2390.00	32.00	8.17	13.74	53.91	74.00	20.09	Peak
@	2442.30	32.70	8.19	59.71	100.60	---	---	Peak

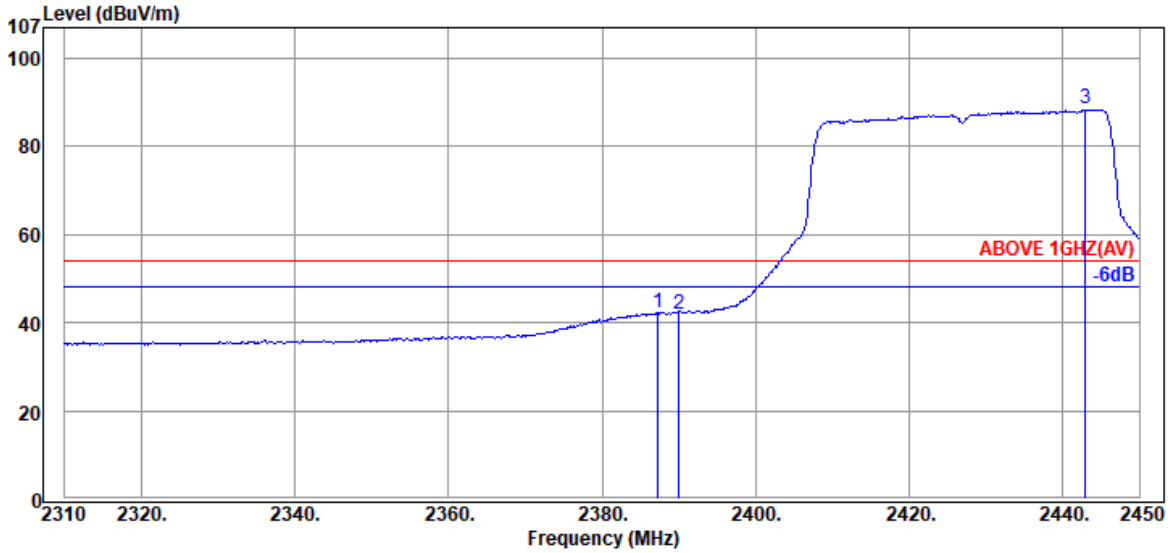

Antenna at Vertical Polarization

	Emission Frequency (MHz)	Antenna Factor (dB/m)	Cable Loss (dB)	Meter Reading (dBµV)	Emission Level (dBµV/m)	Limits (dBµV/m)	Margin (dB)	Detector
	2387.28	32.00	8.17	2.20	42.37	54.00	11.63	Average
	2390.00	32.00	8.17	1.92	42.09	54.00	11.91	Average
@	2443.00	32.70	8.19	47.59	88.48	---	---	Average

Remark: The "@" means fundamental frequency, it is ignored in this section.

This test report may be reproduced in full only. The document may only be updated by Audix Technology Corp. personnel. Any changes will be noted in the Document History section of the report.

Audix Technology Corp.
No. 53-11, Dingfu, Linkou, Dist.,
New Taipei City244, Taiwan
Tel: +886 2 26099301
Fax: +886 2 26099303

Mode	802.11ax-HE40	Frequency	TX 2447MHz

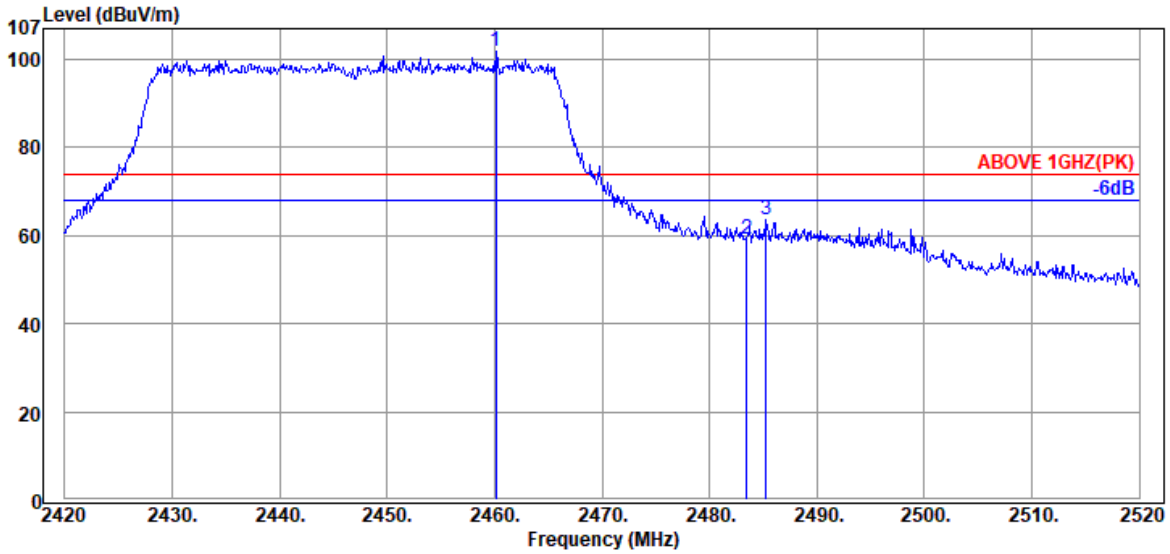

Antenna at Horizontal Polarization

	Emission Frequency (MHz)	Antenna Factor (dB/m)	Cable Loss (dB)	Meter Reading (dBμV)	Emission Level (dBμV/m)	Limits (dBμV/m)	Margin (dB)	Detector
@	2460.10	32.63	8.20	60.89	101.72	---	---	Peak
	2483.50	32.57	8.20	18.48	59.25	74.00	14.75	Peak
	2485.30	32.57	8.20	22.76	63.53	74.00	10.47	Peak

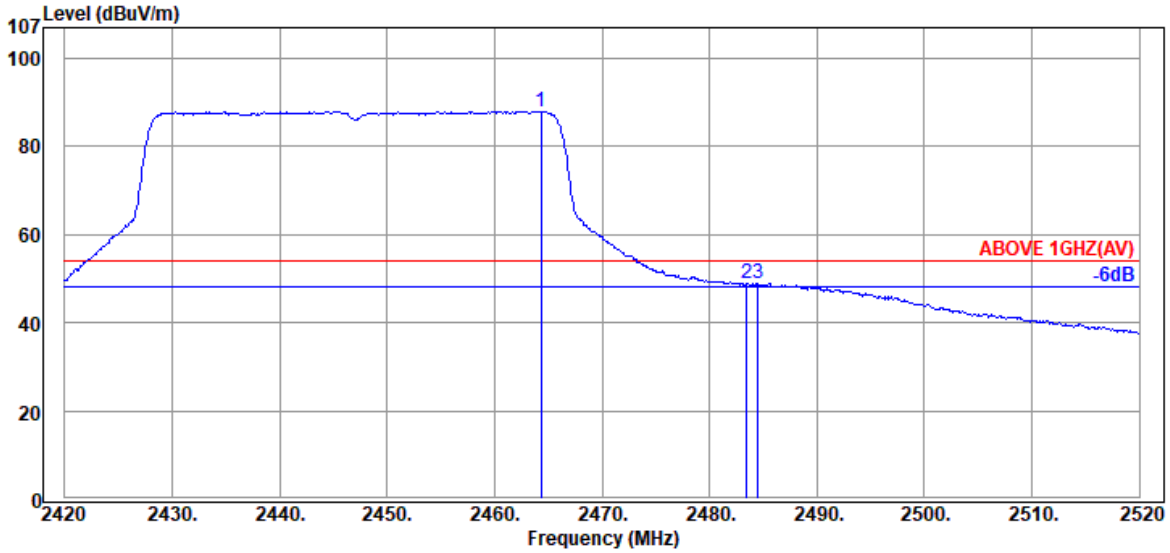

Antenna at Horizontal Polarization

	Emission Frequency (MHz)	Antenna Factor (dB/m)	Cable Loss (dB)	Meter Reading (dBμV)	Emission Level (dBμV/m)	Limits (dBμV/m)	Margin (dB)	Detector
@	2464.30	32.63	8.20	47.20	88.03	---	---	Average
	2483.50	32.57	8.20	8.09	48.86	54.00	5.14	Average
	2484.50	32.57	8.20	8.18	48.95	54.00	5.05	Average

Remark: The "@" means fundamental frequency, it is ignored in this section.

This test report may be reproduced in full only. The document may only be updated by Audix Technology Corp. personnel. Any changes will be noted in the Document History section of the report.

Audix Technology Corp.
No. 53-11, Dingfu, Linkou, Dist.,
New Taipei City244, Taiwan

Tel: +886 2 26099301
Fax: +886 2 26099303

Mode	802.11ax-HE40	Frequency	TX 2447MHz

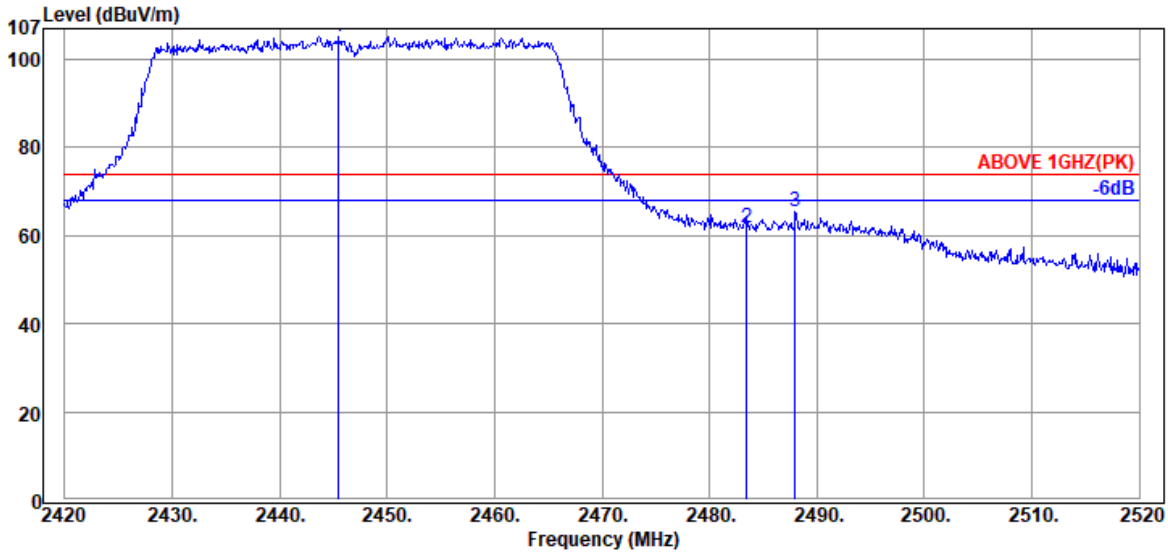

Antenna at Vertical Polarization

	Emission Frequency (MHz)	Antenna Factor (dB/m)	Cable Loss (dB)	Meter Reading (dBμV)	Emission Level (dBμV/m)	Limits (dBμV/m)	Margin (dB)	Detector
@	2445.50	32.70	8.19	64.25	105.14	---	---	Peak
	2483.50	32.57	8.20	21.17	61.94	74.00	12.06	Peak
	2488.00	32.50	8.21	24.84	65.55	74.00	8.45	Peak

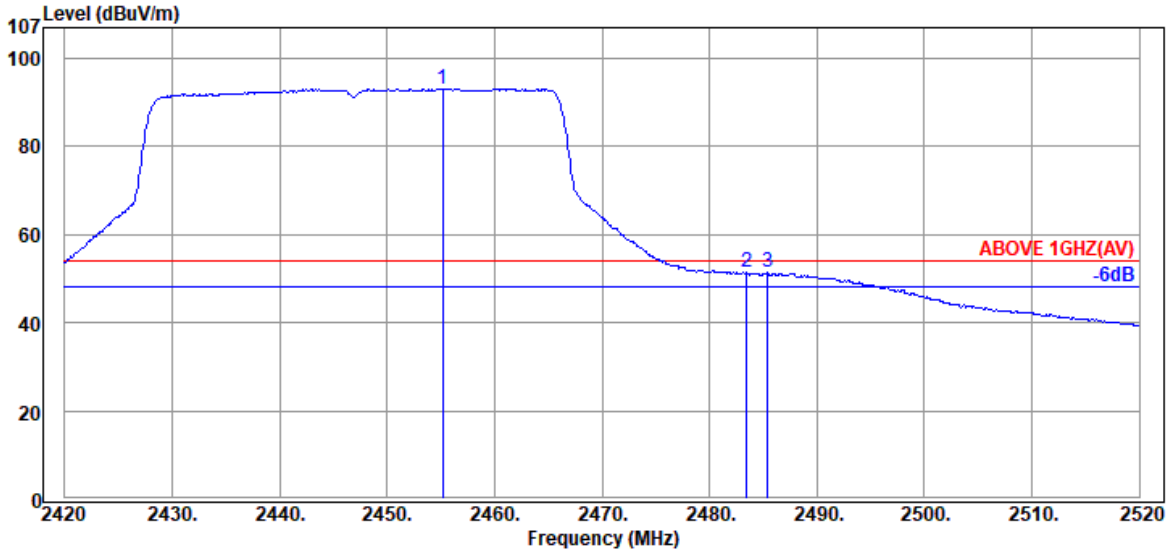

Antenna at Vertical Polarization

	Emission Frequency (MHz)	Antenna Factor (dB/m)	Cable Loss (dB)	Meter Reading (dBμV)	Emission Level (dBμV/m)	Limits (dBμV/m)	Margin (dB)	Detector
@	2455.20	32.63	8.20	52.26	93.09	---	---	Average
	2483.50	32.57	8.20	10.58	51.35	54.00	2.65	Average
	2485.40	32.57	8.20	10.53	51.30	54.00	2.70	Average

Remark: The "@" means fundamental frequency, it is ignored in this section.

This test report may be reproduced in full only. The document may only be updated by Audix Technology Corp. personnel. Any changes will be noted in the Document History section of the report.

Audix Technology Corp.
No. 53-11, Dingfu, Linkou, Dist.,
New Taipei City244, Taiwan
Tel: +886 2 26099301
Fax: +886 2 26099303

Mode	802.11ax-HE40	Frequency	TX 2452MHz

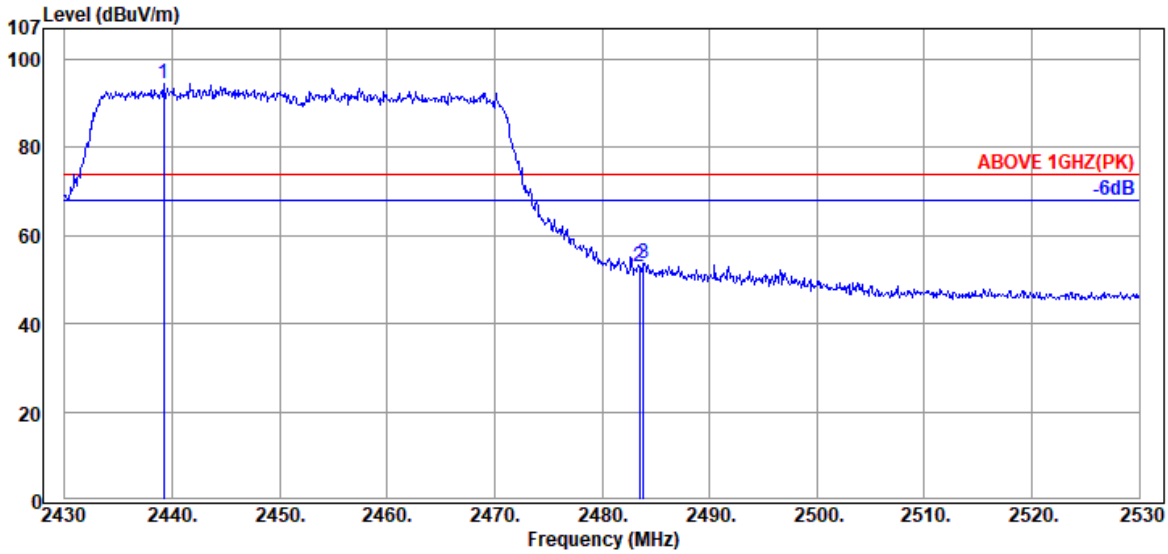

Antenna at Horizontal Polarization

	Emission Frequency (MHz)	Antenna Factor (dB/m)	Cable Loss (dB)	Meter Reading (dBμV)	Emission Level (dBμV/m)	Limits (dBμV/m)	Margin (dB)	Detector
@	2439.20	32.70	8.19	53.78	94.67	---	---	Peak
	2483.50	32.57	8.20	12.29	53.06	74.00	20.94	Peak
	2483.90	32.57	8.20	12.83	53.60	74.00	20.40	Peak

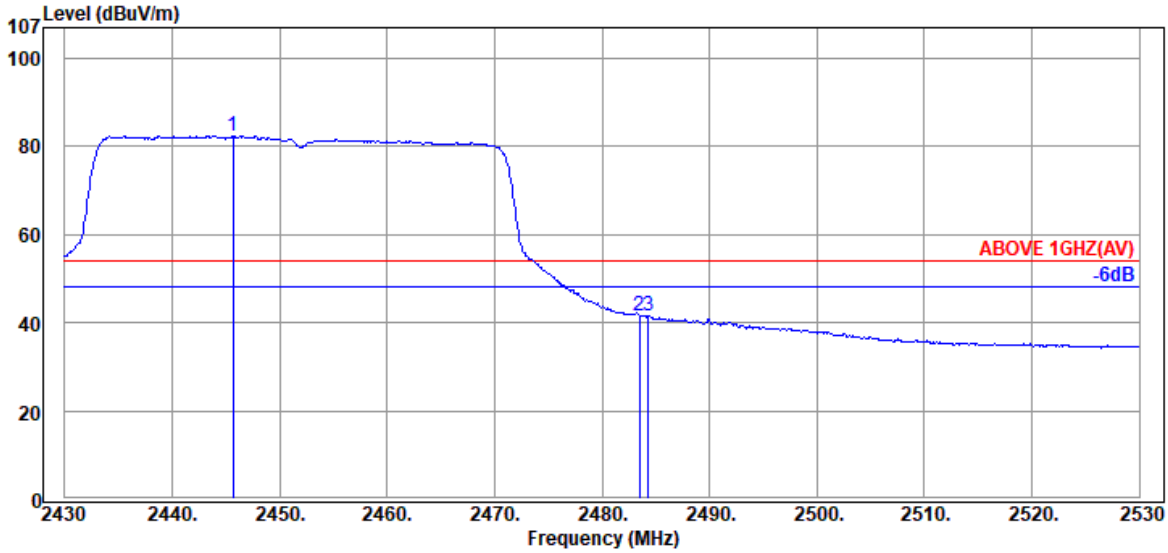

Antenna at Horizontal Polarization

	Emission Frequency (MHz)	Antenna Factor (dB/m)	Cable Loss (dB)	Meter Reading (dBμV)	Emission Level (dBμV/m)	Limits (dBμV/m)	Margin (dB)	Detector
@	2445.70	32.70	8.19	41.57	82.46	---	---	Average
	2483.50	32.57	8.20	0.93	41.70	54.00	12.30	Average
	2484.30	32.57	8.20	0.94	41.71	54.00	12.29	Average

Remark: The "@" means fundamental frequency, it is ignored in this section.

This test report may be reproduced in full only. The document may only be updated by Audix Technology Corp. personnel. Any changes will be noted in the Document History section of the report.

Audix Technology Corp.
No. 53-11, Dingfu, Linkou, Dist.,
New Taipei City244, Taiwan
Tel: +886 2 26099301
Fax: +886 2 26099303

Mode	802.11ax-HE40	Frequency	TX 2452MHz

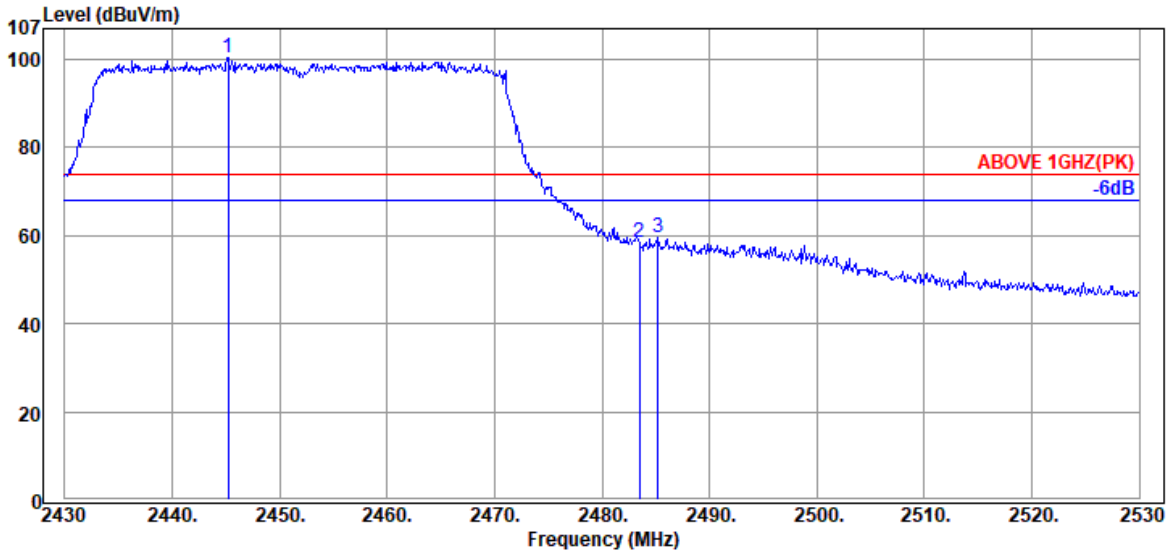

Antenna at Vertical Polarization

	Emission Frequency (MHz)	Antenna Factor (dB/m)	Cable Loss (dB)	Meter Reading (dBμV)	Emission Level (dBμV/m)	Limits (dBμV/m)	Margin (dB)	Detector
@	2445.20	32.70	8.19	59.53	100.42	---	---	Peak
	2483.50	32.57	8.20	17.60	58.37	74.00	15.63	Peak
	2485.20	32.57	8.20	18.62	59.39	74.00	14.61	Peak

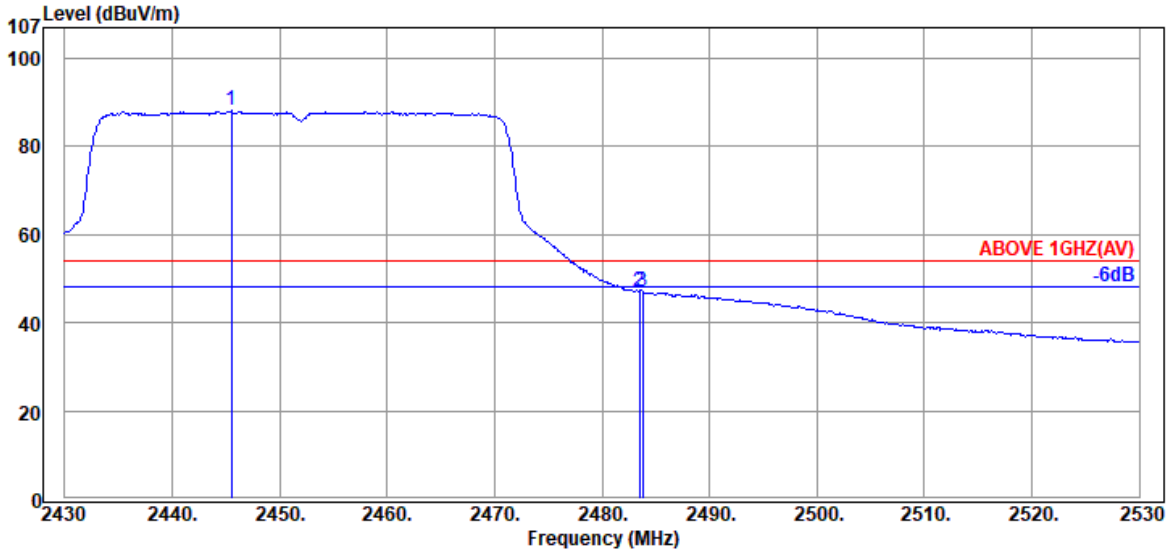

Antenna at Vertical Polarization

	Emission Frequency (MHz)	Antenna Factor (dB/m)	Cable Loss (dB)	Meter Reading (dBμV)	Emission Level (dBμV/m)	Limits (dBμV/m)	Margin (dB)	Detector
@	2445.50	32.70	8.19	47.25	88.14	---	---	Average
	2483.50	32.57	8.20	6.30	47.07	54.00	6.93	Average
	2483.80	32.57	8.20	6.43	47.20	54.00	6.80	Average

Remark: The "@" means fundamental frequency, it is ignored in this section.

This test report may be reproduced in full only. The document may only be updated by Audix Technology Corp. personnel. Any changes will be noted in the Document History section of the report.

Audix Technology Corp.
No. 53-11, Dingfu, Linkou, Dist.,
New Taipei City244, Taiwan
Tel: +886 2 26099301
Fax: +886 2 26099303

Mode	802.11ax-HE40	Frequency	TX 2457MHz

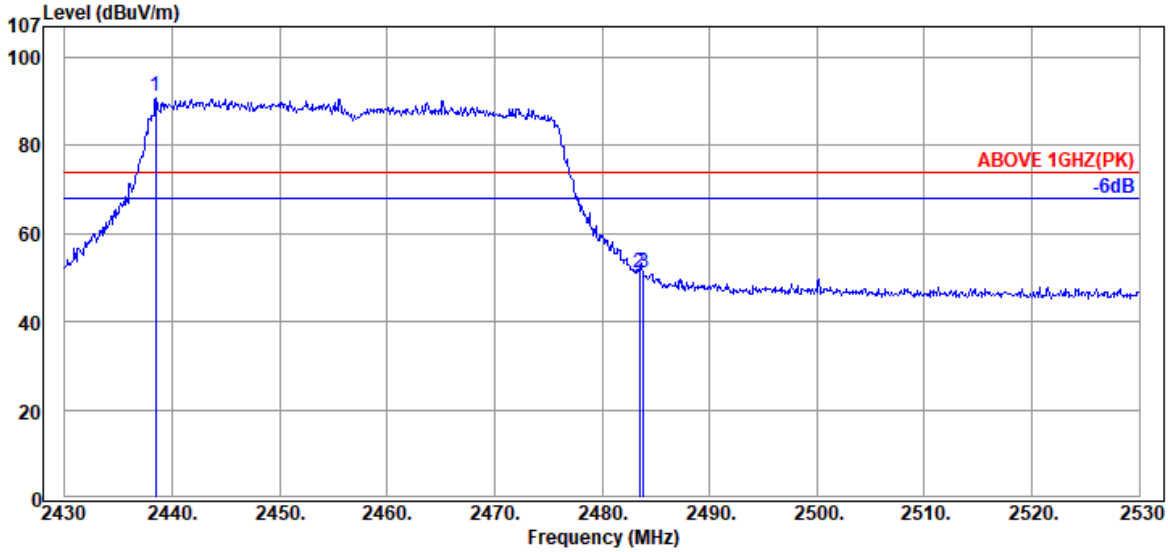

Antenna at Horizontal Polarization

	Emission Frequency (MHz)	Antenna Factor (dB/m)	Cable Loss (dB)	Meter Reading (dBμV)	Emission Level (dBμV/m)	Limits (dBμV/m)	Margin (dB)	Detector
@	2438.50	32.70	8.19	50.23	91.12	---	---	Peak
	2483.50	32.57	8.20	10.47	51.24	74.00	22.76	Peak
	2483.90	32.57	8.20	10.17	50.94	74.00	23.06	Peak

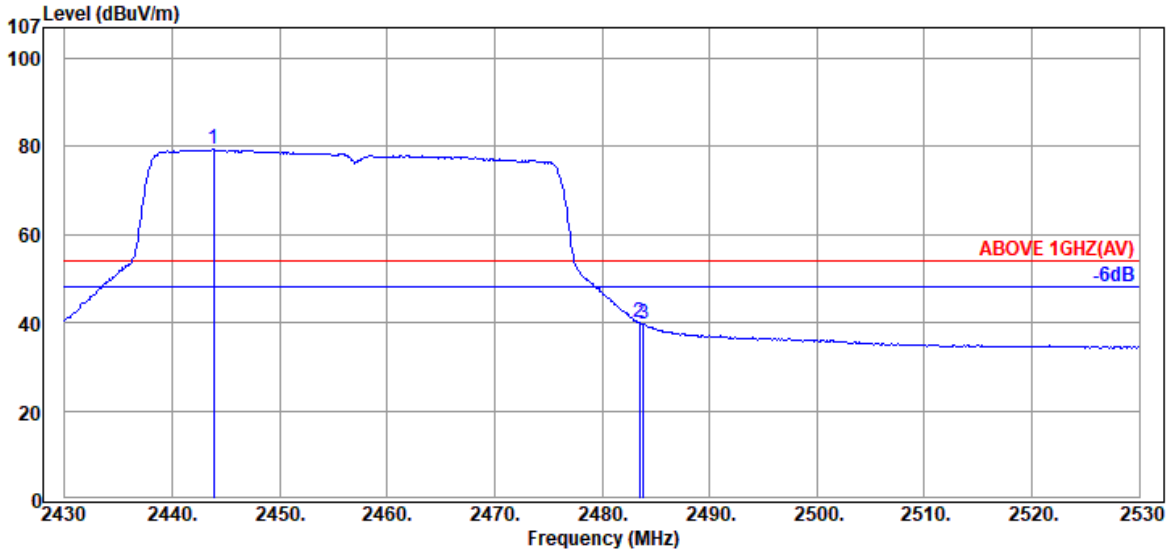

Antenna at Horizontal Polarization

	Emission Frequency (MHz)	Antenna Factor (dB/m)	Cable Loss (dB)	Meter Reading (dBμV)	Emission Level (dBμV/m)	Limits (dBμV/m)	Margin (dB)	Detector
@	2443.90	32.70	8.19	38.63	79.52	---	---	Average
	2483.50	32.57	8.20	-0.81	39.96	54.00	14.04	Average
	2483.90	32.57	8.20	-0.94	39.83	54.00	14.17	Average

Remark: The "@" means fundamental frequency, it is ignored in this section.

This test report may be reproduced in full only. The document may only be updated by Audix Technology Corp. personnel. Any changes will be noted in the Document History section of the report.

Audix Technology Corp.
No. 53-11, Dingfu, Linkou, Dist.,
New Taipei City244, Taiwan

Tel: +886 2 26099301
Fax: +886 2 26099303

Mode	802.11ax-HE40	Frequency	TX 2457MHz

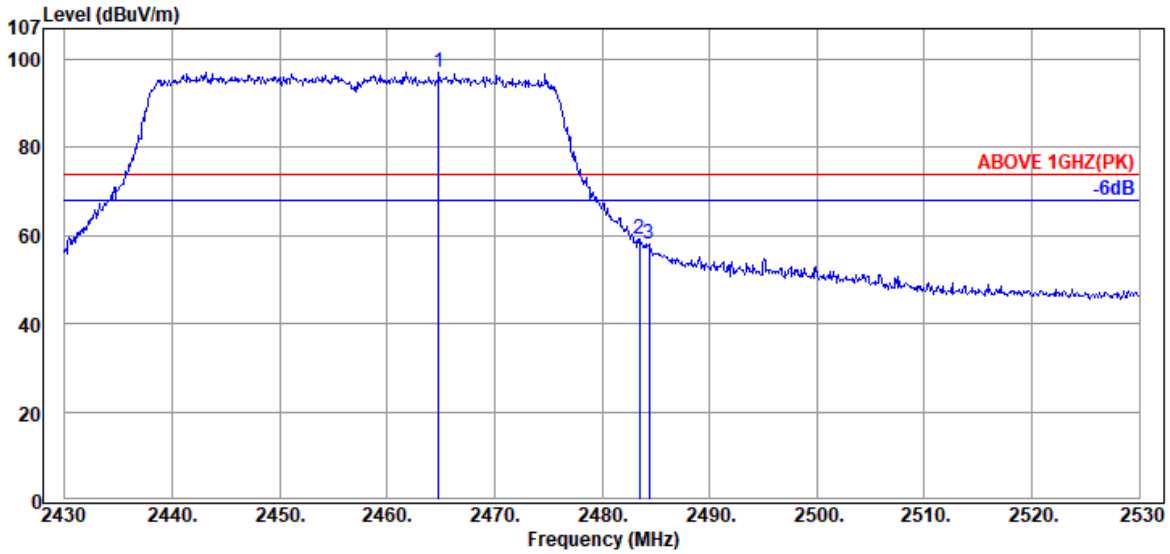

Antenna at Vertical Polarization

	Emission Frequency (MHz)	Antenna Factor (dB/m)	Cable Loss (dB)	Meter Reading (dBμV)	Emission Level (dBμV/m)	Limits (dBμV/m)	Margin (dB)	Detector
@	2464.80	32.63	8.20	56.28	97.11	---	---	Peak
	2483.50	32.57	8.20	18.38	59.15	74.00	14.85	Peak
	2484.40	32.57	8.20	17.37	58.14	74.00	15.86	Peak

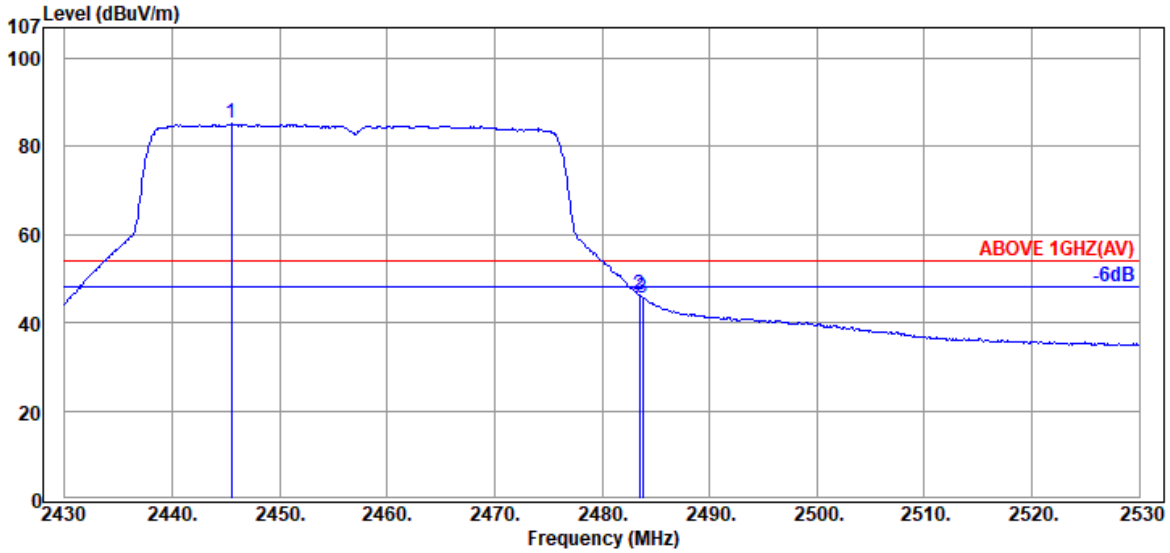

Antenna at Vertical Polarization

	Emission Frequency (MHz)	Antenna Factor (dB/m)	Cable Loss (dB)	Meter Reading (dBμV)	Emission Level (dBμV/m)	Limits (dBμV/m)	Margin (dB)	Detector
@	2445.50	32.70	8.19	44.30	85.19	---	---	Average
	2483.50	32.57	8.20	5.51	46.28	54.00	7.72	Average
	2483.80	32.57	8.20	4.88	45.65	54.00	8.35	Average

Remark: The "@" means fundamental frequency, it is ignored in this section.

This test report may be reproduced in full only. The document may only be updated by Audix Technology Corp. personnel. Any changes will be noted in the Document History section of the report.

Audix Technology Corp.
No. 53-11, Dingfu, Linkou, Dist.,
New Taipei City244, Taiwan
Tel: +886 2 26099301
Fax: +886 2 26099303

Mode	802.11ax-HE40	Frequency	TX 2462MHz

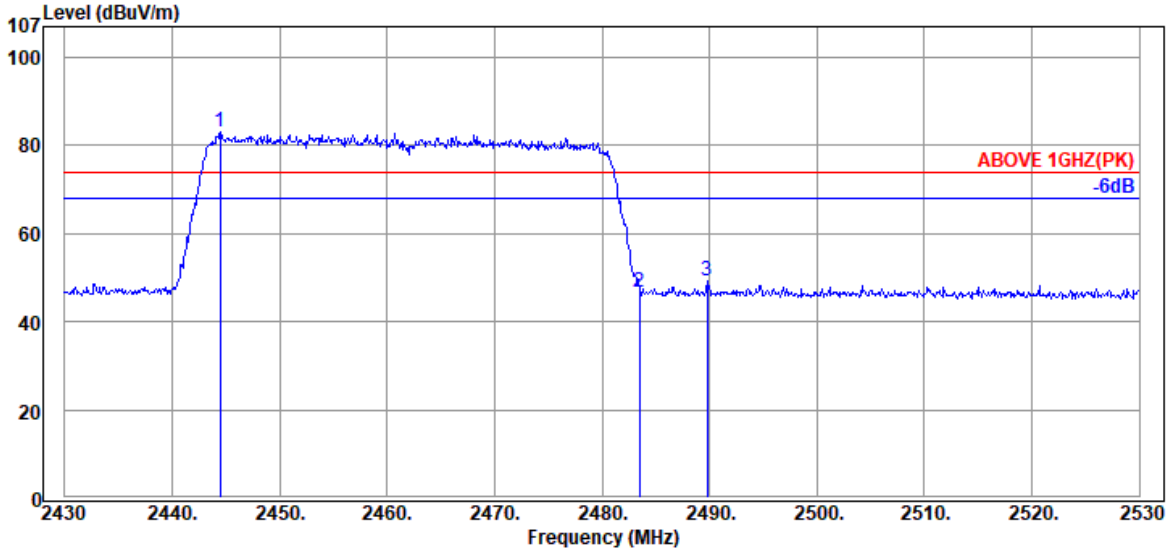

Antenna at Horizontal Polarization

	Emission Frequency (MHz)	Antenna Factor (dB/m)	Cable Loss (dB)	Meter Reading (dBμV)	Emission Level (dBμV/m)	Limits (dBμV/m)	Margin (dB)	Detector
@	2444.50	32.70	8.19	42.12	83.01	---	---	Peak
	2483.50	32.57	8.20	5.91	46.68	74.00	27.32	Peak
	2489.80	32.50	8.21	8.69	49.40	74.00	24.60	Peak

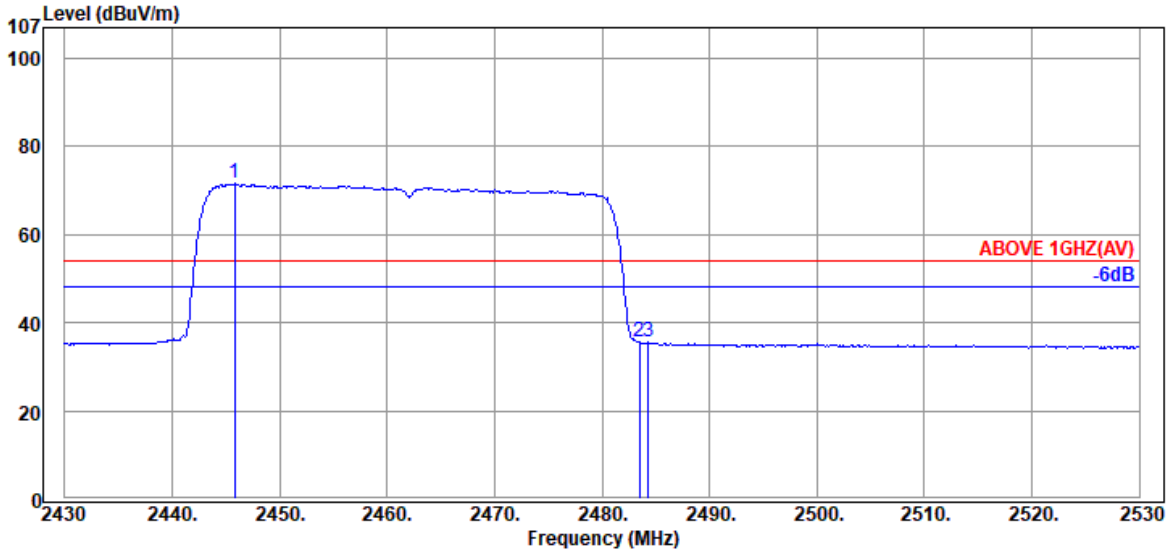

Antenna at Horizontal Polarization

	Emission Frequency (MHz)	Antenna Factor (dB/m)	Cable Loss (dB)	Meter Reading (dBμV)	Emission Level (dBμV/m)	Limits (dBμV/m)	Margin (dB)	Detector
@	2445.80	32.70	8.19	30.73	71.62	---	---	Average
	2483.50	32.57	8.20	-5.22	35.55	54.00	18.45	Average
	2484.30	32.57	8.20	-5.17	35.60	54.00	18.40	Average

Remark: The "@" means fundamental frequency, it is ignored in this section.

This test report may be reproduced in full only. The document may only be updated by Audix Technology Corp. personnel. Any changes will be noted in the Document History section of the report.

Audix Technology Corp.
No. 53-11, Dingfu, Linkou, Dist.,
New Taipei City244, Taiwan
Tel: +886 2 26099301
Fax: +886 2 26099303

Mode	802.11ax-HE40	Frequency	TX 2462MHz

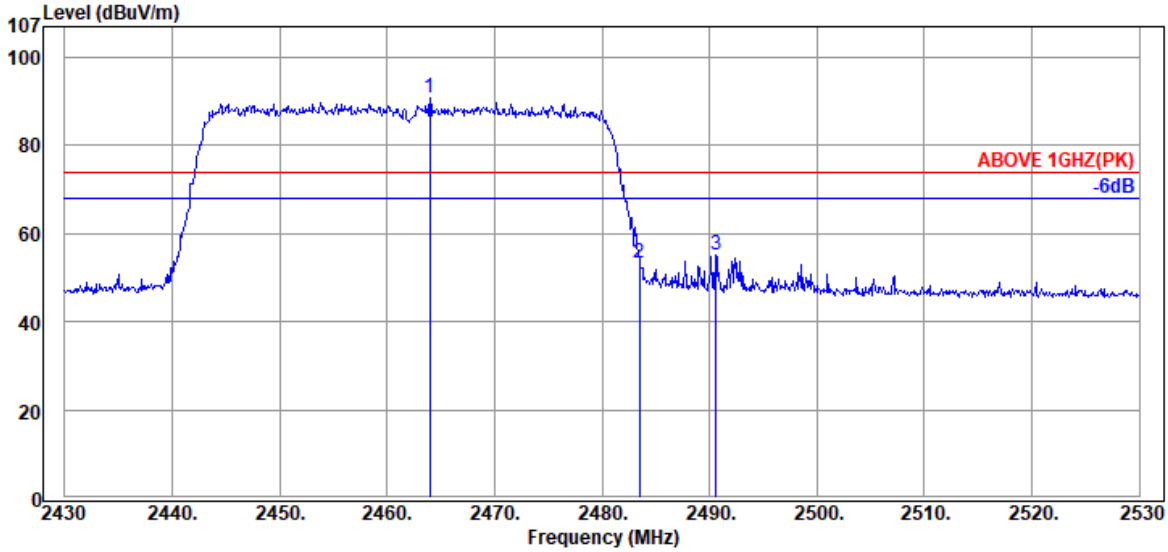

Antenna at Vertical Polarization

	Emission Frequency (MHz)	Antenna Factor (dB/m)	Cable Loss (dB)	Meter Reading (dBμV)	Emission Level (dBμV/m)	Limits (dBμV/m)	Margin (dB)	Detector
@	2464.00	32.63	8.20	49.81	90.64	---	---	Peak
	2483.50	32.57	8.20	12.59	53.36	74.00	20.64	Peak
	2490.60	32.50	8.21	14.36	55.07	74.00	18.93	Peak

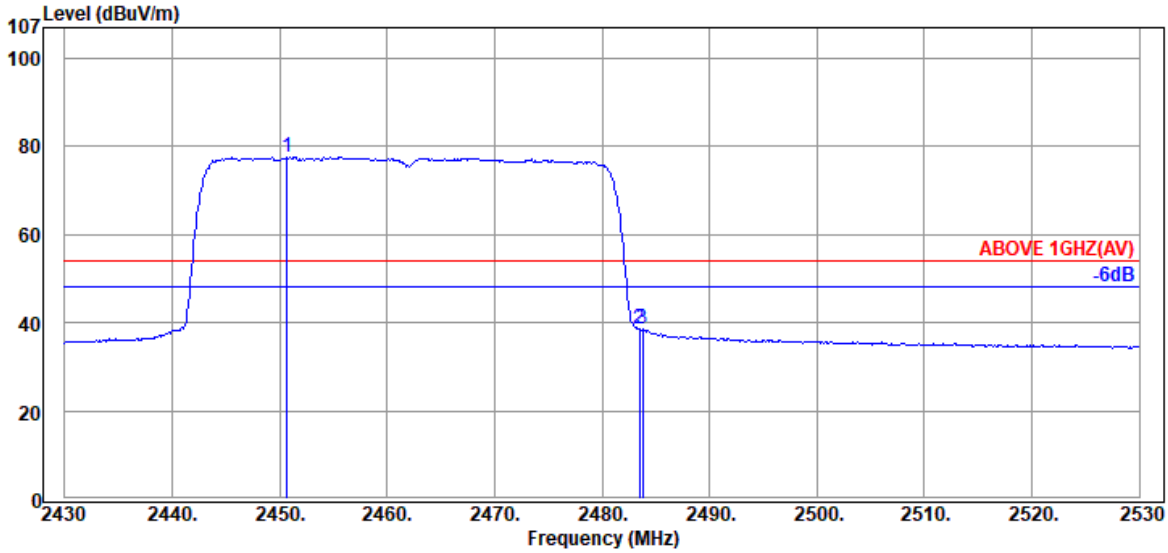

Antenna at Vertical Polarization

	Emission Frequency (MHz)	Antenna Factor (dB/m)	Cable Loss (dB)	Meter Reading (dBμV)	Emission Level (dBμV/m)	Limits (dBμV/m)	Margin (dB)	Detector
@	2450.70	32.70	8.19	36.59	77.48	---	---	Average
	2483.50	32.57	8.20	-2.16	38.61	54.00	15.39	Average
	2483.80	32.57	8.20	-2.32	38.45	54.00	15.55	Average

Remark: The "@" means fundamental frequency, it is ignored in this section.

This test report may be reproduced in full only. The document may only be updated by Audix Technology Corp. personnel. Any changes will be noted in the Document History section of the report.

Audix Technology Corp.
No. 53-11, Dingfu, Linkou, Dist.,
New Taipei City244, Taiwan

Tel: +886 2 26099301
Fax: +886 2 26099303

Mode	802.11ax-HE20	Frequency	TX 2412MHz
		RU Configuration	26/0

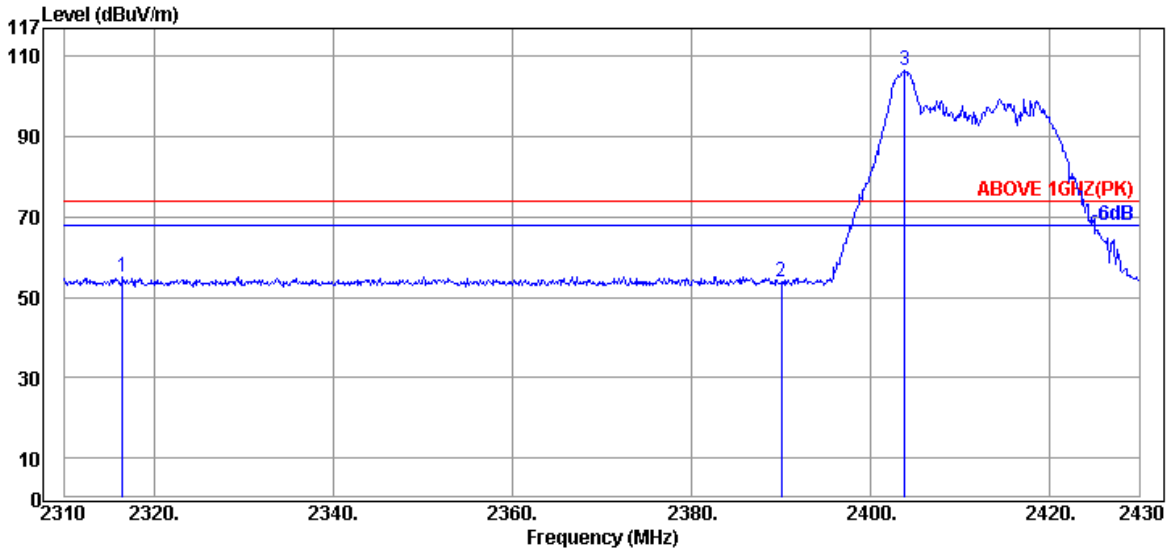

Antenna at Horizontal Polarization

	Emission Frequency (MHz)	Antenna Factor (dB/m)	Cable Loss (dB)	Meter Reading (dBμV)	Emission Level (dBμV/m)	Limits (dBμV/m)	Margin (dB)	Detector
	2316.48	32.00	8.15	14.90	55.05	74.00	18.95	Peak
	2390.04	32.00	8.17	13.55	53.72	74.00	20.28	Peak
@	2403.84	32.23	8.18	65.95	106.36	---	---	Peak

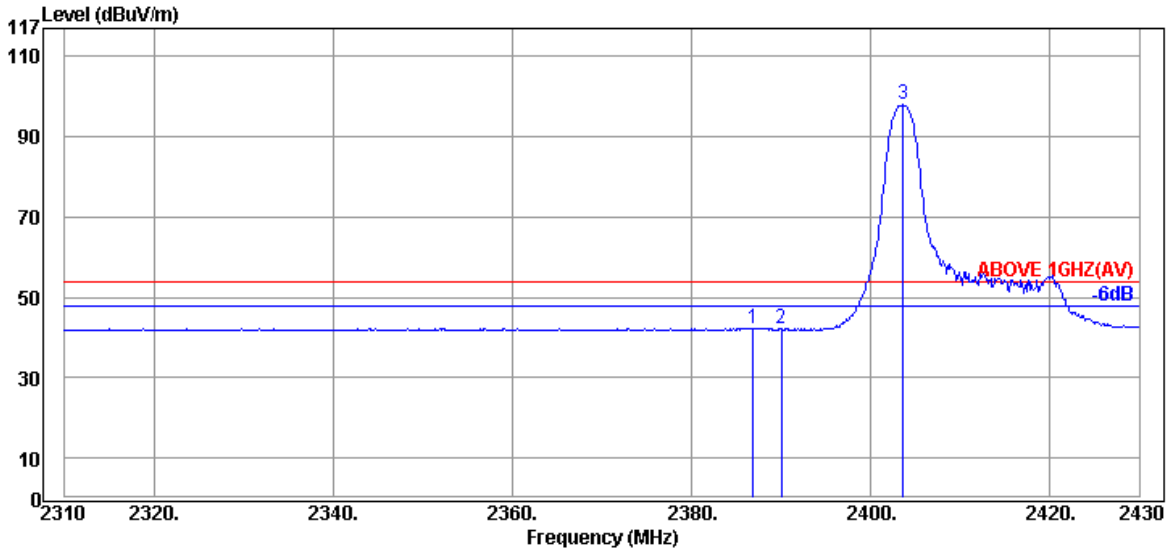

Antenna at Horizontal Polarization

	Emission Frequency (MHz)	Antenna Factor (dB/m)	Cable Loss (dB)	Meter Reading (dBμV)	Emission Level (dBμV/m)	Limits (dBμV/m)	Margin (dB)	Detector
	2386.92	32.00	8.17	2.21	42.38	54.00	11.62	Average
	2390.04	32.00	8.17	1.89	42.06	54.00	11.94	Average
@	2403.60	32.23	8.18	57.50	97.91	---	---	Average

Remark: The "@" means fundamental frequency, it is ignored in this section.

This test report may be reproduced in full only. The document may only be updated by Audix Technology Corp. personnel. Any changes will be noted in the Document History section of the report.

Audix Technology Corp.
No. 53-11, Dingfu, Linkou, Dist.,
New Taipei City244, Taiwan

Tel: +886 2 26099301
Fax: +886 2 26099303

Mode	802.11ax-HE20	Frequency	TX 2412MHz
		RU Configuration	26/0

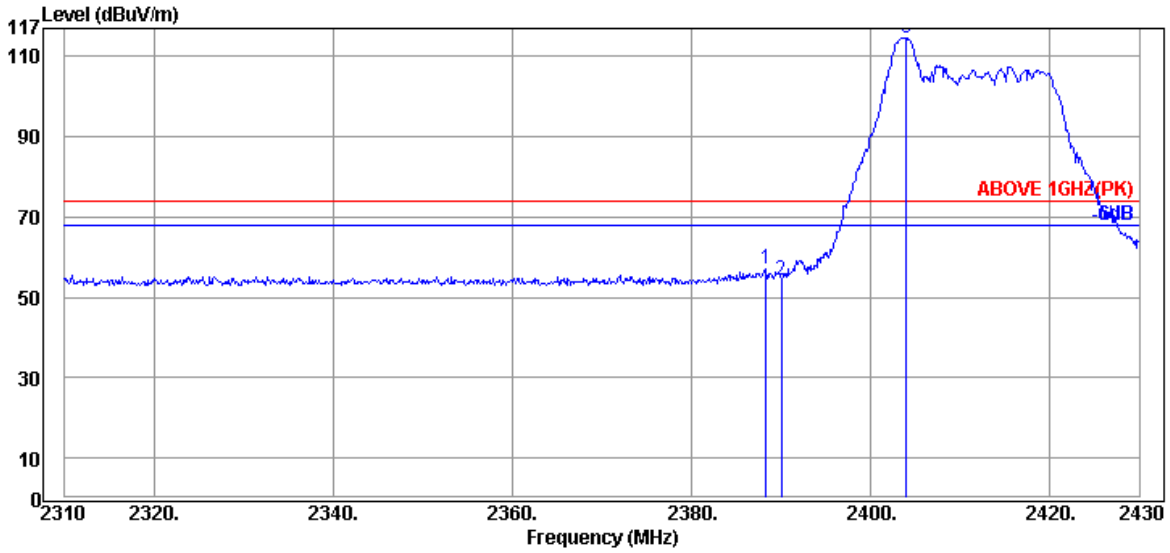

Antenna at Vertical Polarization

	Emission Frequency (MHz)	Antenna Factor (dB/m)	Cable Loss (dB)	Meter Reading (dBμV)	Emission Level (dBμV/m)	Limits (dBμV/m)	Margin (dB)	Detector
	2388.36	32.00	8.17	16.88	57.05	74.00	16.95	Peak
	2390.04	32.00	8.17	14.16	54.33	74.00	19.67	Peak
@	2403.96	32.23	8.18	74.24	114.65	---	---	Peak

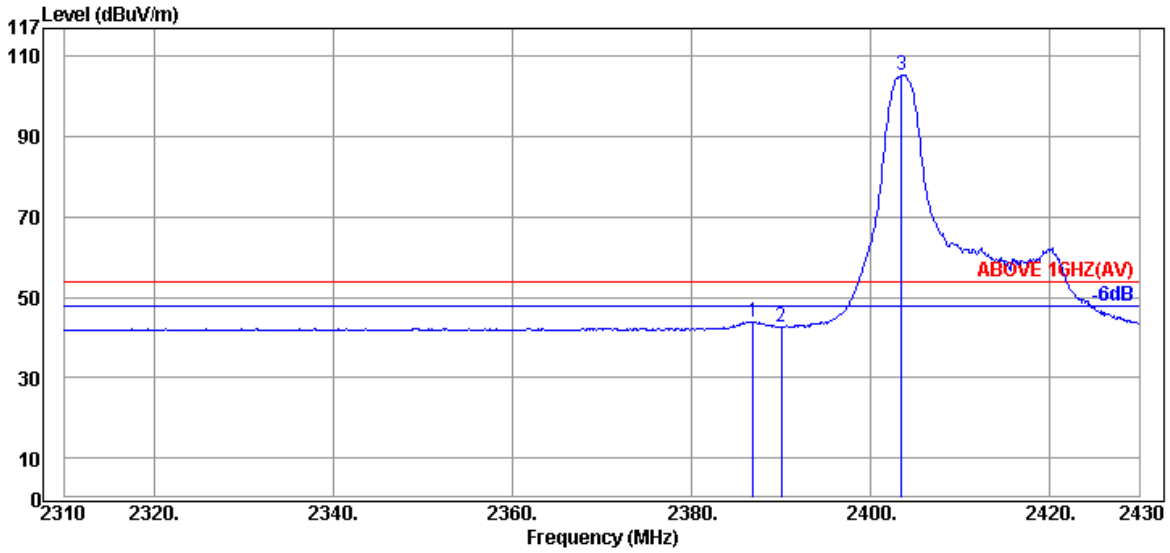

Antenna at Vertical Polarization

	Emission Frequency (MHz)	Antenna Factor (dB/m)	Cable Loss (dB)	Meter Reading (dBμV)	Emission Level (dBμV/m)	Limits (dBμV/m)	Margin (dB)	Detector
	2386.92	32.00	8.17	3.61	43.78	54.00	10.22	Average
	2390.04	32.00	8.17	2.47	42.64	54.00	11.36	Average
@	2403.48	32.23	8.18	64.98	105.39	---	---	Average

Remark: The "@" means fundamental frequency, it is ignored in this section.

This test report may be reproduced in full only. The document may only be updated by Audix Technology Corp. personnel. Any changes will be noted in the Document History section of the report.

Audix Technology Corp.
No. 53-11, Dingfu, Linkou, Dist.,
New Taipei City244, Taiwan

Tel: +886 2 26099301
Fax: +886 2 26099303

Mode	802.11ax-HE20	Frequency	TX 2412MHz
		RU Configuration	52/37

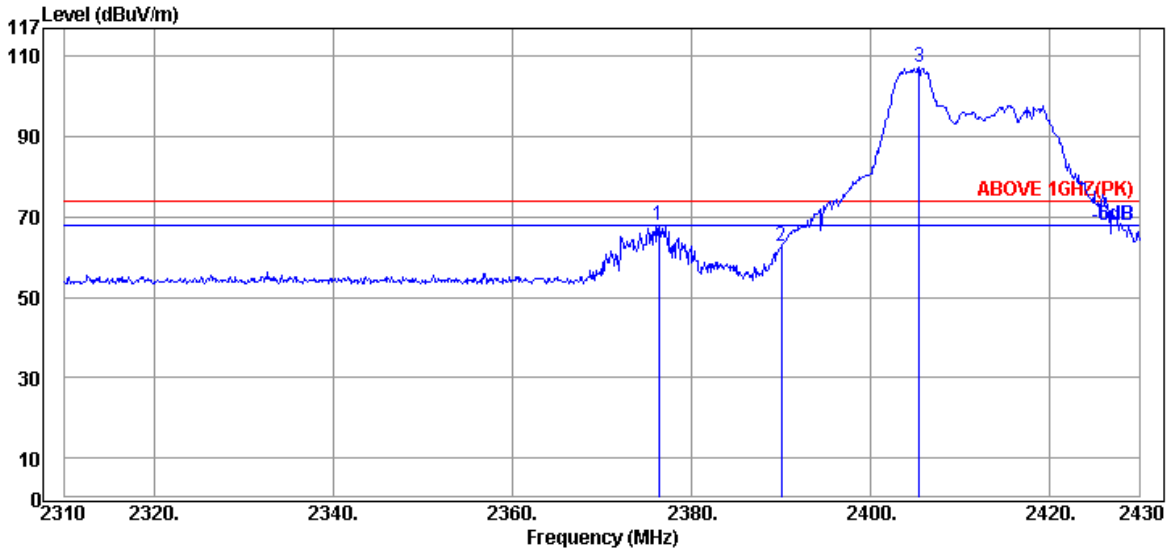

Antenna at Horizontal Polarization

	Emission Frequency (MHz)	Antenna Factor (dB/m)	Cable Loss (dB)	Meter Reading (dBμV)	Emission Level (dBμV/m)	Limits (dBμV/m)	Margin (dB)	Detector
	2376.36	32.00	8.17	27.58	67.75	74.00	6.25	Peak
	2390.04	32.00	8.17	22.56	62.73	74.00	11.27	Peak
@	2405.40	32.23	8.18	66.79	107.20	---	---	Peak

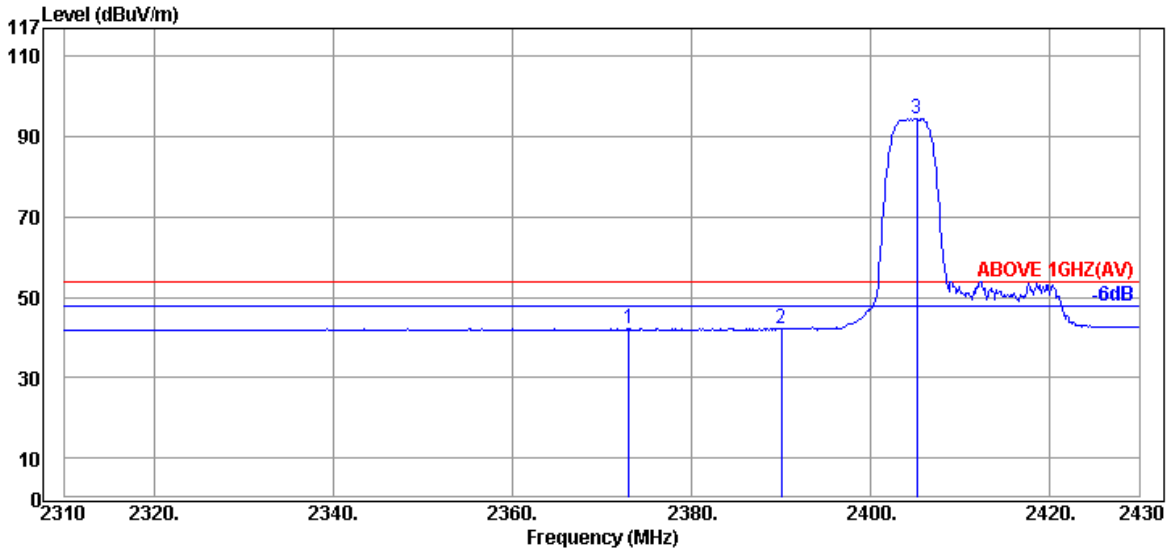

Antenna at Horizontal Polarization

	Emission Frequency (MHz)	Antenna Factor (dB/m)	Cable Loss (dB)	Meter Reading (dBμV)	Emission Level (dBμV/m)	Limits (dBμV/m)	Margin (dB)	Detector
	2373.00	32.00	8.17	2.05	42.22	54.00	11.78	Average
	2390.04	32.00	8.17	1.98	42.15	54.00	11.85	Average
@	2405.16	32.23	8.18	54.11	94.52	---	---	Average

Remark: The "@" means fundamental frequency, it is ignored in this section.

This test report may be reproduced in full only. The document may only be updated by Audix Technology Corp. personnel. Any changes will be noted in the Document History section of the report.

Audix Technology Corp.
No. 53-11, Dingfu, Linkou, Dist.,
New Taipei City244, Taiwan

Tel: +886 2 26099301
Fax: +886 2 26099303

Mode	802.11ax-HE20	Frequency	TX 2412MHz
		RU Configuration	52/37

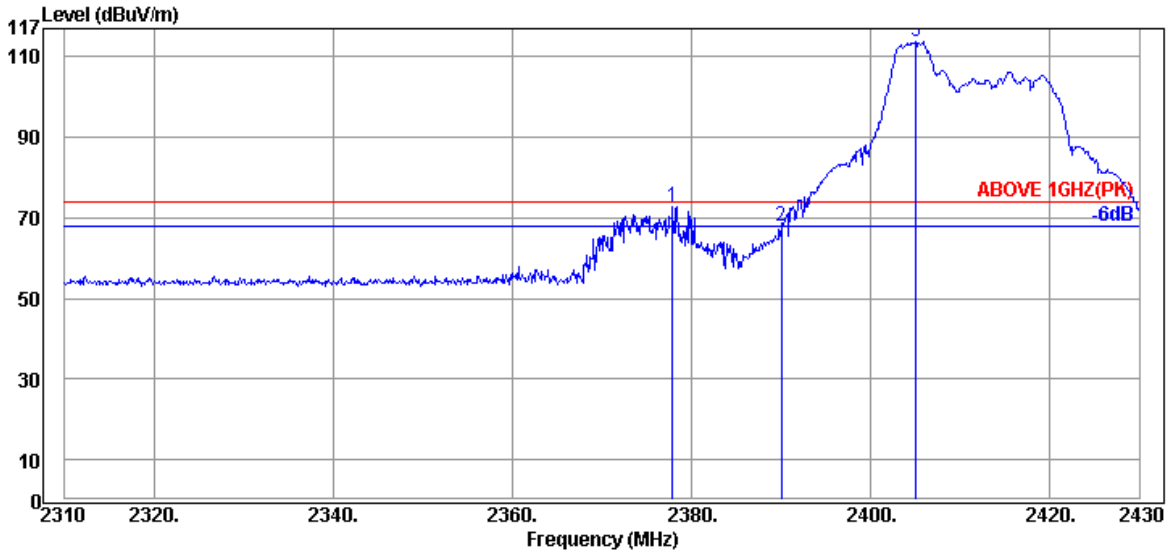

Antenna at Vertical Polarization

	Emission Frequency (MHz)	Antenna Factor (dB/m)	Cable Loss (dB)	Meter Reading (dBµV)	Emission Level (dBµV/m)	Limits (dBµV/m)	Margin (dB)	Detector
	2377.92	32.00	8.17	32.71	72.88	74.00	1.12	Peak
	2390.04	32.00	8.17	27.88	68.05	74.00	5.95	Peak
@	2405.04	32.23	8.18	73.35	113.76	---	---	Peak

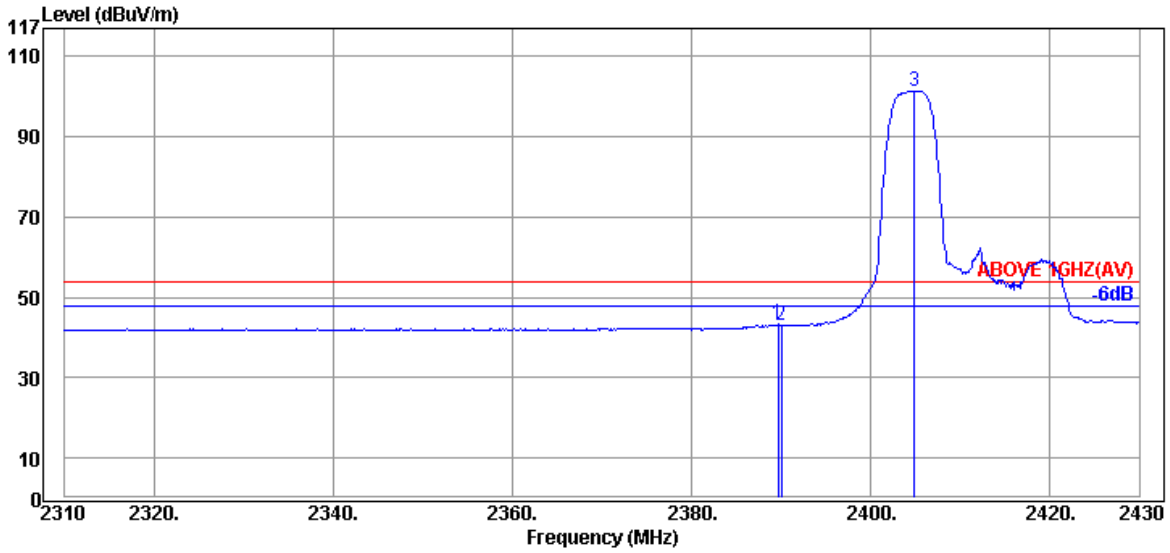

Antenna at Vertical Polarization

	Emission Frequency (MHz)	Antenna Factor (dB/m)	Cable Loss (dB)	Meter Reading (dBµV)	Emission Level (dBµV/m)	Limits (dBµV/m)	Margin (dB)	Detector
	2389.68	32.00	8.17	3.16	43.33	54.00	10.67	Average
	2390.04	32.00	8.17	2.82	42.99	54.00	11.01	Average
@	2404.92	32.23	8.18	61.00	101.41	---	---	Average

Remark: The "@" means fundamental frequency, it is ignored in this section.

This test report may be reproduced in full only. The document may only be updated by Audix Technology Corp. personnel. Any changes will be noted in the Document History section of the report.

Audix Technology Corp.
No. 53-11, Dingfu, Linkou, Dist.,
New Taipei City244, Taiwan

Tel: +886 2 26099301
Fax: +886 2 26099303

Mode	802.11ax-HE20	Frequency	TX 2412MHz
		RU Configuration	106/53

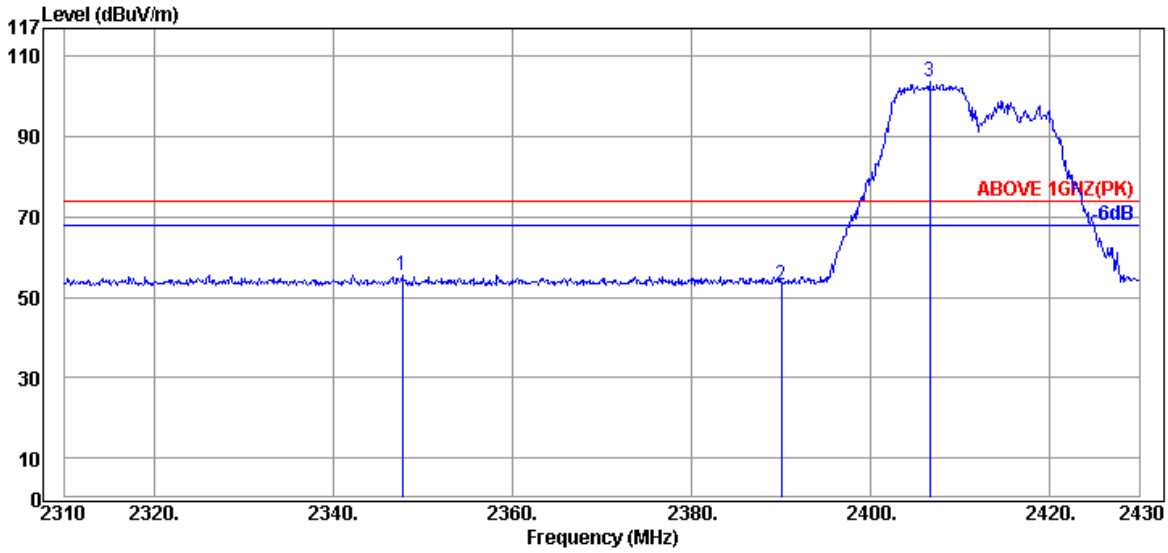

Antenna at Horizontal Polarization

	Emission Frequency (MHz)	Antenna Factor (dB/m)	Cable Loss (dB)	Meter Reading (dBμV)	Emission Level (dBμV/m)	Limits (dBμV/m)	Margin (dB)	Detector
	2347.68	32.00	8.16	15.52	55.68	74.00	18.32	Peak
	2390.04	32.00	8.17	13.03	53.20	74.00	20.80	Peak
@	2406.60	32.23	8.18	63.40	103.81	---	---	Peak

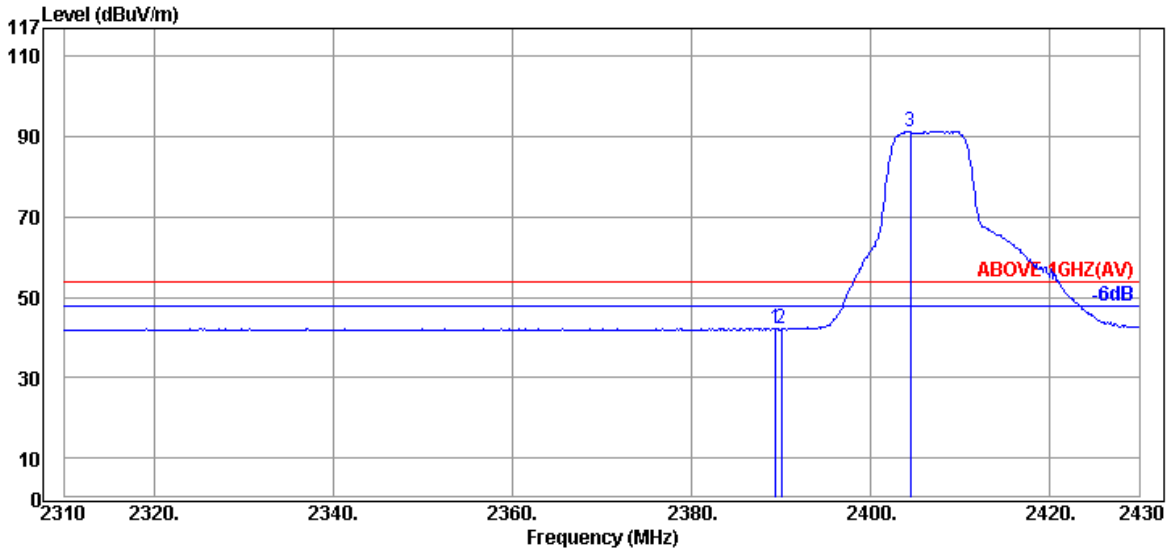

Antenna at Horizontal Polarization

	Emission Frequency (MHz)	Antenna Factor (dB/m)	Cable Loss (dB)	Meter Reading (dBμV)	Emission Level (dBμV/m)	Limits (dBμV/m)	Margin (dB)	Detector
	2389.44	32.00	8.17	2.10	42.27	54.00	11.73	Average
	2390.04	32.00	8.17	1.85	42.02	54.00	11.98	Average
@	2404.44	32.23	8.18	51.02	91.43	---	---	Average

Remark: The "@" means fundamental frequency, it is ignored in this section.

This test report may be reproduced in full only. The document may only be updated by Audix Technology Corp. personnel. Any changes will be noted in the Document History section of the report.

Audix Technology Corp.
No. 53-11, Dingfu, Linkou, Dist.,
New Taipei City244, Taiwan

Tel: +886 2 26099301
Fax: +886 2 26099303

Mode	802.11ax-HE20	Frequency	TX 2412MHz
		RU Configuration	106/53

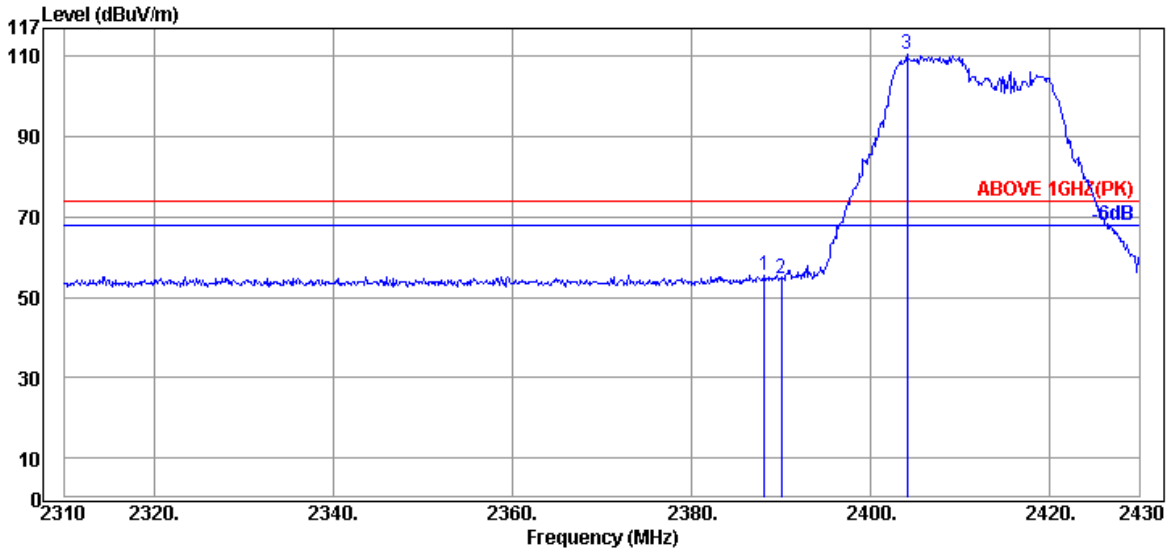

Antenna at Vertical Polarization

	Emission Frequency (MHz)	Antenna Factor (dB/m)	Cable Loss (dB)	Meter Reading (dBµV)	Emission Level (dBµV/m)	Limits (dBµV/m)	Margin (dB)	Detector
	2388.12	32.00	8.17	15.38	55.55	74.00	18.45	Peak
	2390.04	32.00	8.17	14.41	54.58	74.00	19.42	Peak
@	2404.08	32.23	8.18	70.00	110.41	---	---	Peak

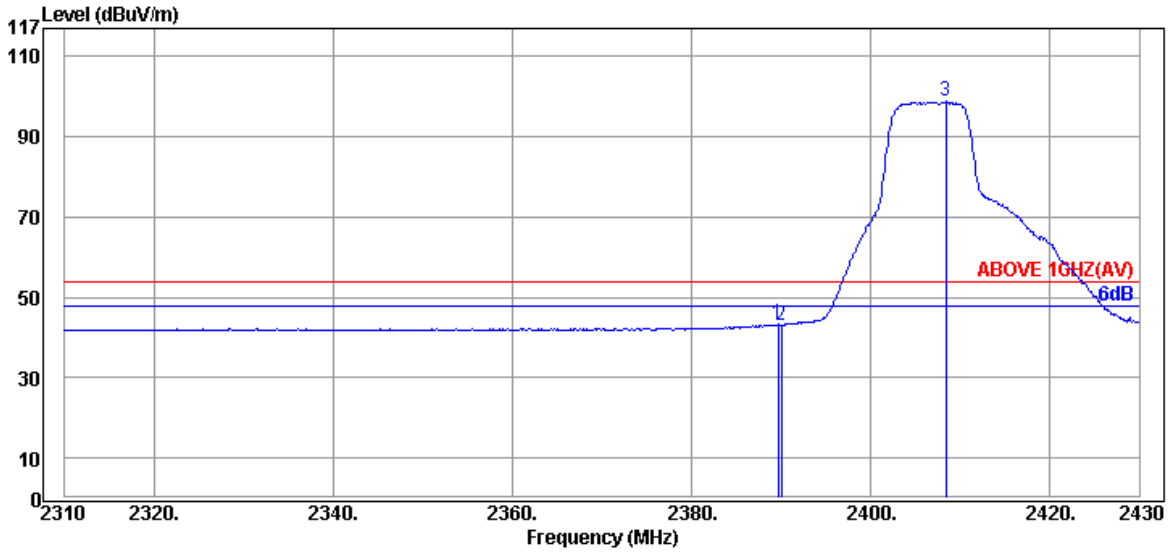

Antenna at Vertical Polarization

	Emission Frequency (MHz)	Antenna Factor (dB/m)	Cable Loss (dB)	Meter Reading (dBµV)	Emission Level (dBµV/m)	Limits (dBµV/m)	Margin (dB)	Detector
	2389.68	32.00	8.17	3.10	43.27	54.00	10.73	Average
	2390.04	32.00	8.17	3.05	43.22	54.00	10.78	Average
@	2408.40	32.23	8.18	58.34	98.75	---	---	Average

Remark: The "@" means fundamental frequency, it is ignored in this section.

This test report may be reproduced in full only. The document may only be updated by Audix Technology Corp. personnel. Any changes will be noted in the Document History section of the report.

Audix Technology Corp.
No. 53-11, Dingfu, Linkou, Dist.,
New Taipei City244, Taiwan

Tel: +886 2 26099301
Fax: +886 2 26099303

Mode	802.11ax-HE20	Frequency	TX 2472MHz
		RU Configuration	26/8

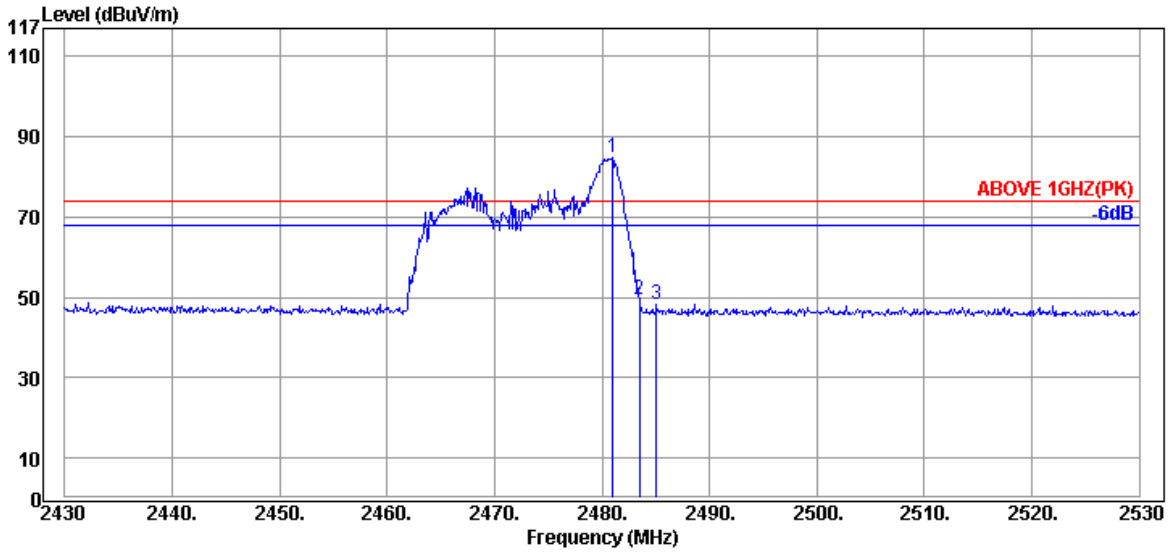

Antenna at Horizontal Polarization

	Emission Frequency (MHz)	Antenna Factor (dB/m)	Cable Loss (dB)	Meter Reading (dBμV)	Emission Level (dBμV/m)	Limits (dBμV/m)	Margin (dB)	Detector
@	2481.00	32.57	8.20	44.12	84.89	---	---	Peak
	2483.50	32.57	8.20	8.64	49.41	74.00	24.59	Peak
	2485.10	32.57	8.20	7.47	48.24	74.00	25.76	Peak

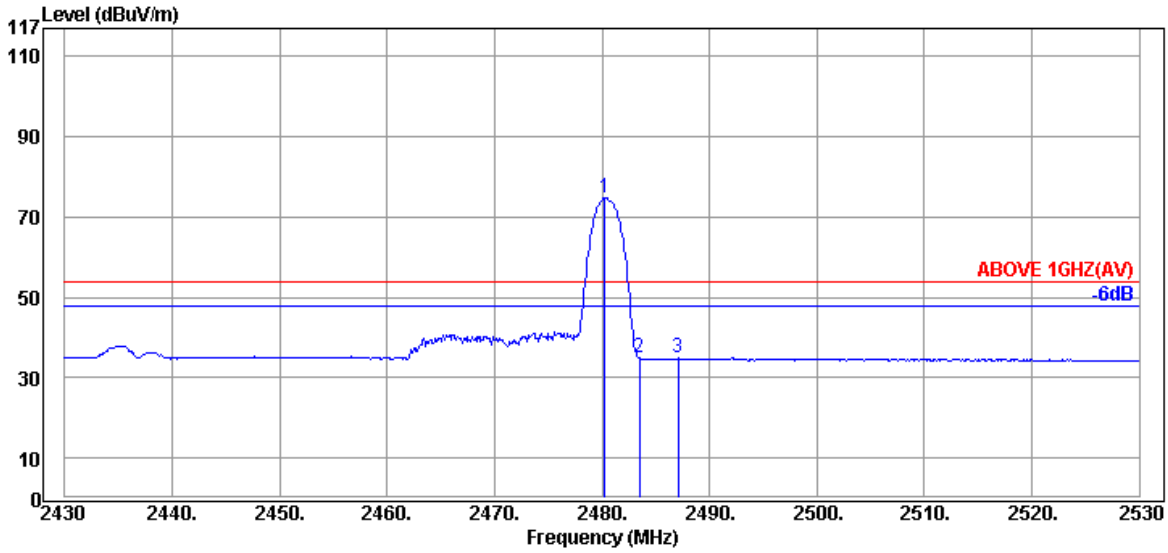

Antenna at Horizontal Polarization

	Emission Frequency (MHz)	Antenna Factor (dB/m)	Cable Loss (dB)	Meter Reading (dBμV)	Emission Level (dBμV/m)	Limits (dBμV/m)	Margin (dB)	Detector
@	2480.30	32.57	8.20	34.21	74.98	---	---	Average
	2483.50	32.57	8.20	-5.96	34.81	54.00	19.19	Average
	2487.10	32.57	8.20	-5.96	34.81	54.00	19.19	Average

Remark: The "@" means fundamental frequency, it is ignored in this section.

This test report may be reproduced in full only. The document may only be updated by Audix Technology Corp. personnel. Any changes will be noted in the Document History section of the report.

Audix Technology Corp.
No. 53-11, Dingfu, Linkou, Dist.,
New Taipei City244, Taiwan
Tel: +886 2 26099301
Fax: +886 2 26099303

Mode	802.11ax-HE20	Frequency	TX 2472MHz
		RU Configuration	26/8

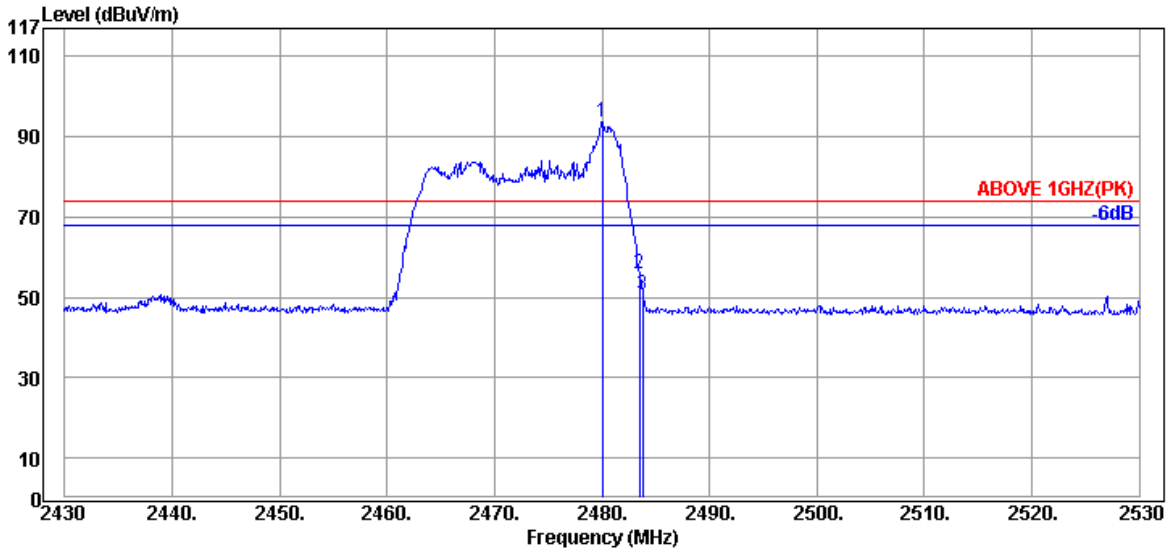

Antenna at Vertical Polarization

	Emission Frequency (MHz)	Antenna Factor (dB/m)	Cable Loss (dB)	Meter Reading (dBµV)	Emission Level (dBµV/m)	Limits (dBµV/m)	Margin (dB)	Detector
@	2480.00	32.57	8.20	52.85	93.62	---	---	Peak
	2483.50	32.57	8.20	14.94	55.71	74.00	18.29	Peak
	2483.80	32.57	8.20	9.92	50.69	74.00	23.31	Peak

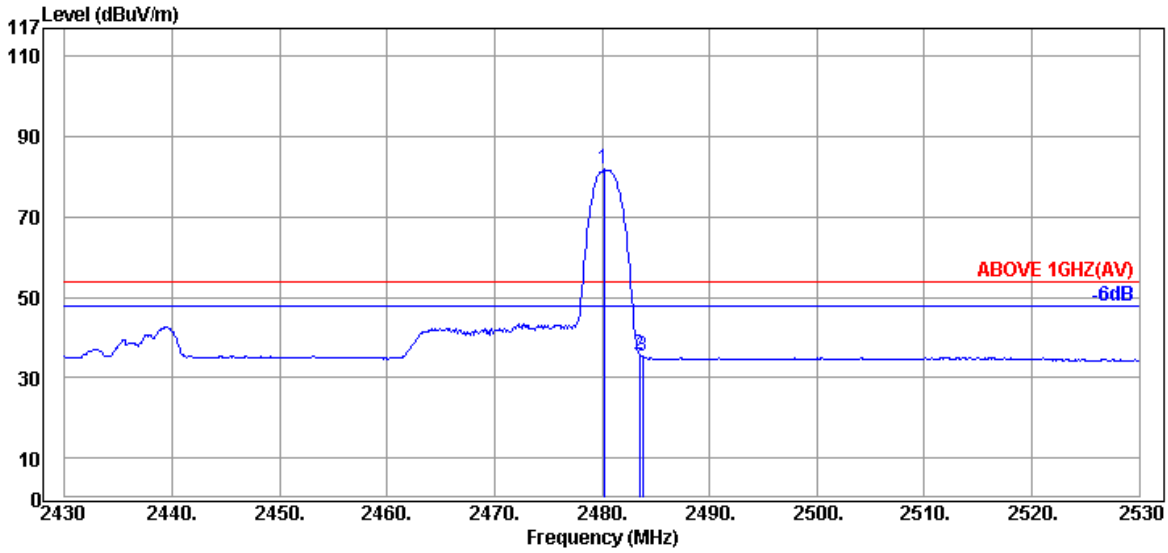

Antenna at Vertical Polarization

	Emission Frequency (MHz)	Antenna Factor (dB/m)	Cable Loss (dB)	Meter Reading (dBµV)	Emission Level (dBµV/m)	Limits (dBµV/m)	Margin (dB)	Detector
@	2480.20	32.57	8.20	41.06	81.83	---	---	Average
	2483.50	32.57	8.20	-4.90	35.87	54.00	18.13	Average
	2483.80	32.57	8.20	-5.56	35.21	54.00	18.79	Average

Remark: The "@" means fundamental frequency, it is ignored in this section.

This test report may be reproduced in full only. The document may only be updated by Audix Technology Corp. personnel. Any changes will be noted in the Document History section of the report.

Audix Technology Corp.
No. 53-11, Dingfu, Linkou, Dist.,
New Taipei City244, Taiwan
Tel: +886 2 26099301
Fax: +886 2 26099303

Mode	802.11ax-HE20	Frequency	TX 2472MHz
		RU Configuration	52/40

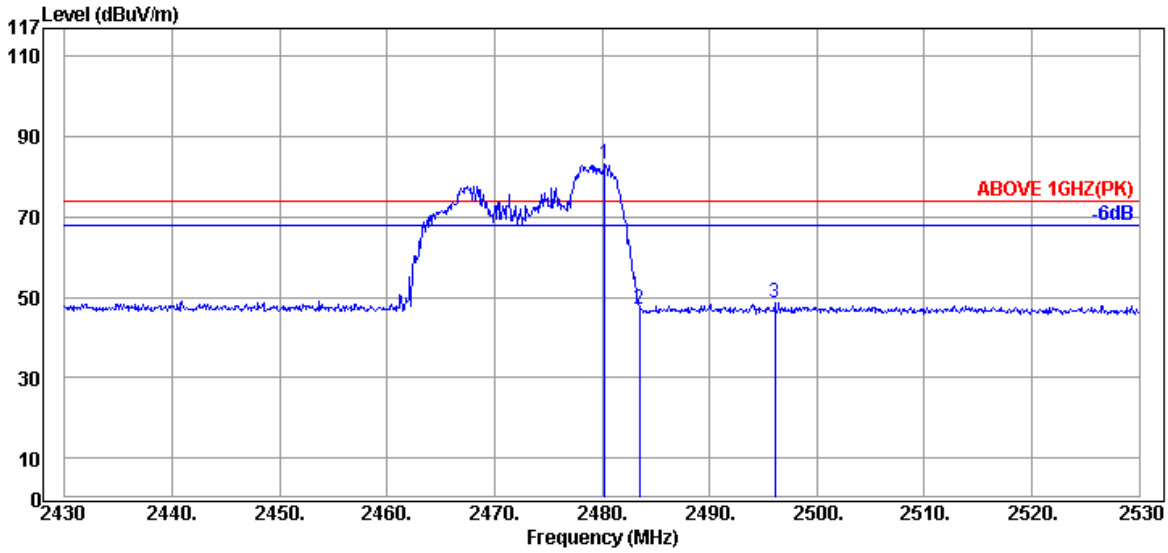

Antenna at Horizontal Polarization

	Emission Frequency (MHz)	Antenna Factor (dB/m)	Cable Loss (dB)	Meter Reading (dBµV)	Emission Level (dBµV/m)	Limits (dBµV/m)	Margin (dB)	Detector
@	2480.30	32.57	8.20	42.49	83.26	---	---	Peak
	2483.50	32.57	8.20	6.27	47.04	74.00	26.96	Peak
	2496.10	32.50	8.21	7.95	48.66	74.00	25.34	Peak

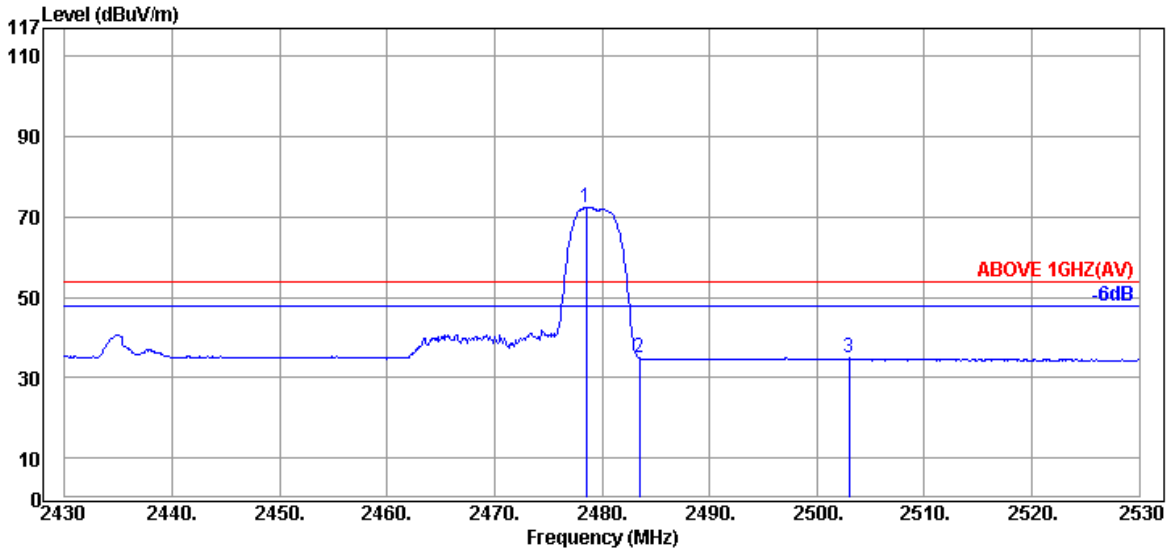

Antenna at Horizontal Polarization

	Emission Frequency (MHz)	Antenna Factor (dB/m)	Cable Loss (dB)	Meter Reading (dBµV)	Emission Level (dBµV/m)	Limits (dBµV/m)	Margin (dB)	Detector
@	2478.50	32.57	8.20	31.65	72.42	---	---	Average
	2483.50	32.57	8.20	-5.83	34.94	54.00	19.06	Average
	2503.00	32.50	8.21	-5.84	34.87	54.00	19.13	Average

Remark: The "@" means fundamental frequency, it is ignored in this section.

This test report may be reproduced in full only. The document may only be updated by Audix Technology Corp. personnel. Any changes will be noted in the Document History section of the report.

Audix Technology Corp.
No. 53-11, Dingfu, Linkou, Dist.,
New Taipei City244, Taiwan

Tel: +886 2 26099301
Fax: +886 2 26099303

Mode	802.11ax-HE20	Frequency	TX 2472MHz
		RU Configuration	52/40

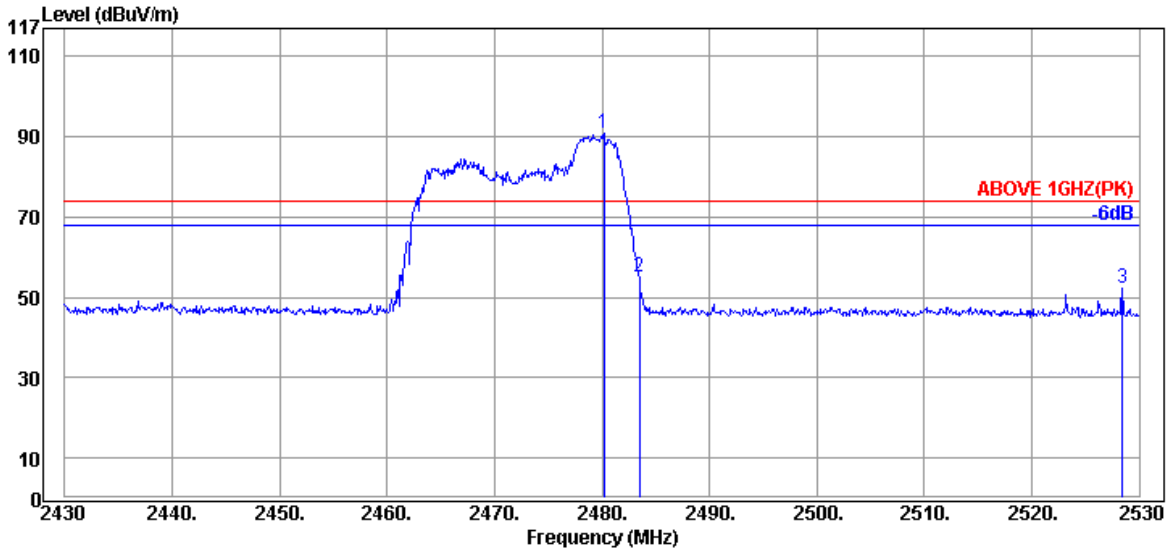

Antenna at Vertical Polarization

	Emission Frequency (MHz)	Antenna Factor (dB/m)	Cable Loss (dB)	Meter Reading (dBµV)	Emission Level (dBµV/m)	Limits (dBµV/m)	Margin (dB)	Detector
@	2480.20	32.57	8.20	49.91	90.68	---	---	Peak
	2483.50	32.57	8.20	14.30	55.07	74.00	18.93	Peak
	2528.40	32.10	8.24	11.83	52.17	74.00	21.83	Peak

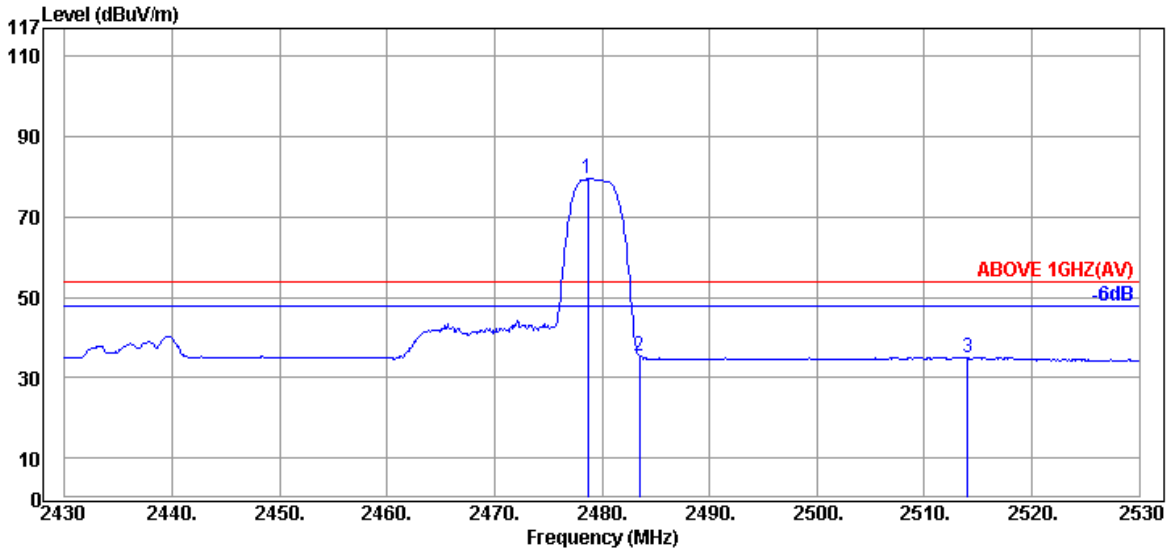

Antenna at Vertical Polarization

	Emission Frequency (MHz)	Antenna Factor (dB/m)	Cable Loss (dB)	Meter Reading (dBµV)	Emission Level (dBµV/m)	Limits (dBµV/m)	Margin (dB)	Detector
@	2478.70	32.57	8.20	38.91	79.68	---	---	Average
	2483.50	32.57	8.20	-5.25	35.52	54.00	18.48	Average
	2514.00	32.30	8.22	-5.45	35.07	54.00	18.93	Average

Remark: The "@" means fundamental frequency, it is ignored in this section.

This test report may be reproduced in full only. The document may only be updated by Audix Technology Corp. personnel. Any changes will be noted in the Document History section of the report.

Audix Technology Corp.
No. 53-11, Dingfu, Linkou, Dist.,
New Taipei City244, Taiwan
Tel: +886 2 26099301
Fax: +886 2 26099303

Mode	802.11ax-HE20	Frequency	TX 2472MHz
		RU Configuration	106/54

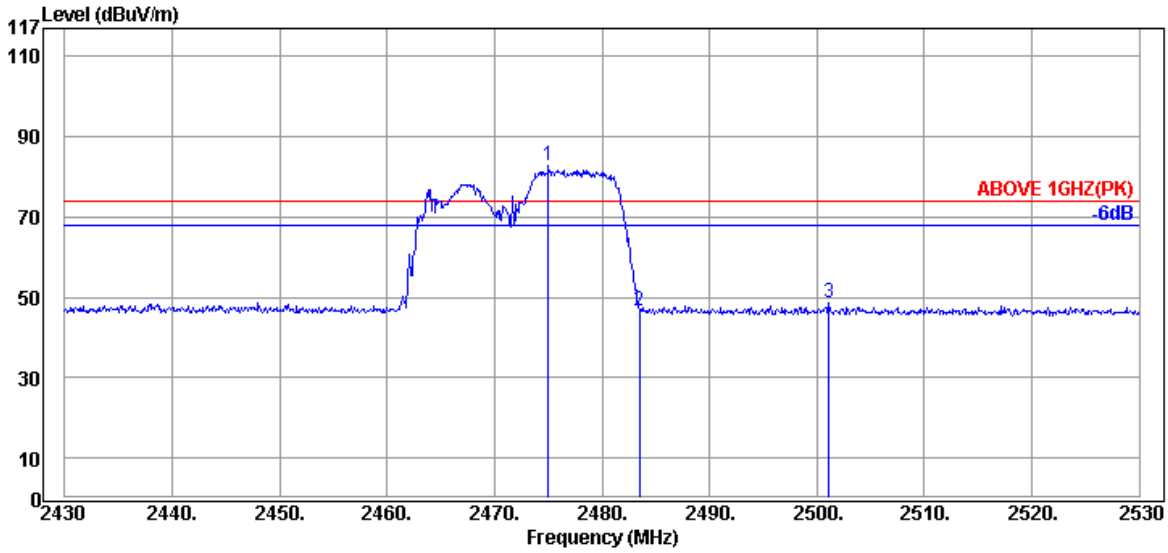

Antenna at Horizontal Polarization

	Emission Frequency (MHz)	Antenna Factor (dB/m)	Cable Loss (dB)	Meter Reading (dBµV)	Emission Level (dBµV/m)	Limits (dBµV/m)	Margin (dB)	Detector
@	2475.00	32.57	8.20	41.93	82.70	---	---	Peak
	2483.50	32.57	8.20	5.88	46.65	74.00	27.35	Peak
	2501.10	32.50	8.21	7.76	48.47	74.00	25.53	Peak

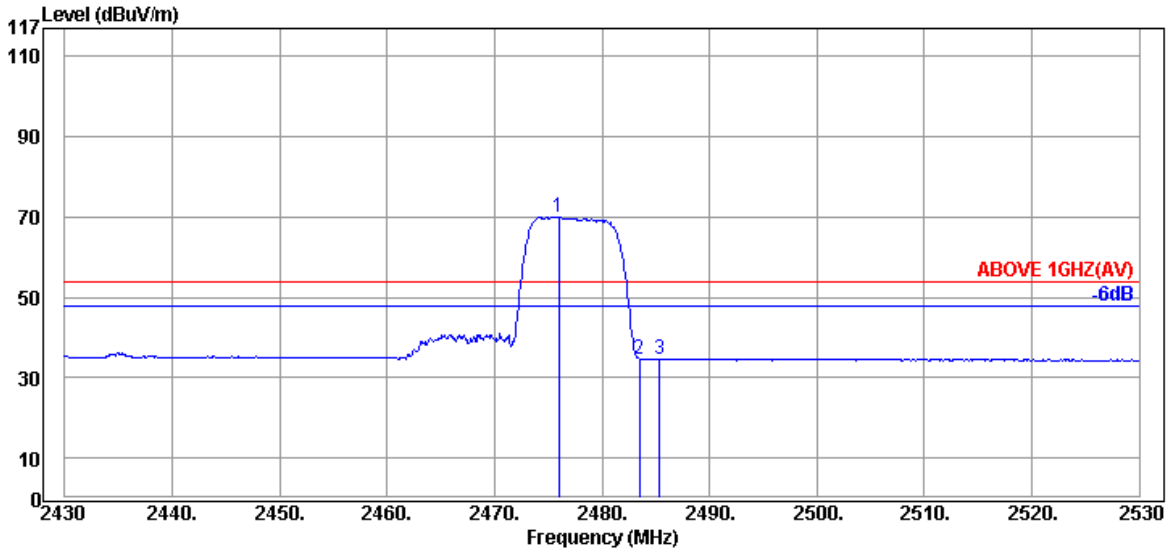

Antenna at Horizontal Polarization

	Emission Frequency (MHz)	Antenna Factor (dB/m)	Cable Loss (dB)	Meter Reading (dBµV)	Emission Level (dBµV/m)	Limits (dBµV/m)	Margin (dB)	Detector
@	2476.00	32.57	8.20	29.34	70.11	---	---	Average
	2483.50	32.57	8.20	-6.03	34.74	54.00	19.26	Average
	2485.40	32.57	8.20	-6.00	34.77	54.00	19.23	Average

Remark: The "@" means fundamental frequency, it is ignored in this section.

This test report may be reproduced in full only. The document may only be updated by Audix Technology Corp. personnel. Any changes will be noted in the Document History section of the report.

Audix Technology Corp.
No. 53-11, Dingfu, Linkou, Dist.,
New Taipei City244, Taiwan

Tel: +886 2 26099301
Fax: +886 2 26099303

Mode	802.11ax-HE20	Frequency	TX 2472MHz
		RU Configuration	106/54

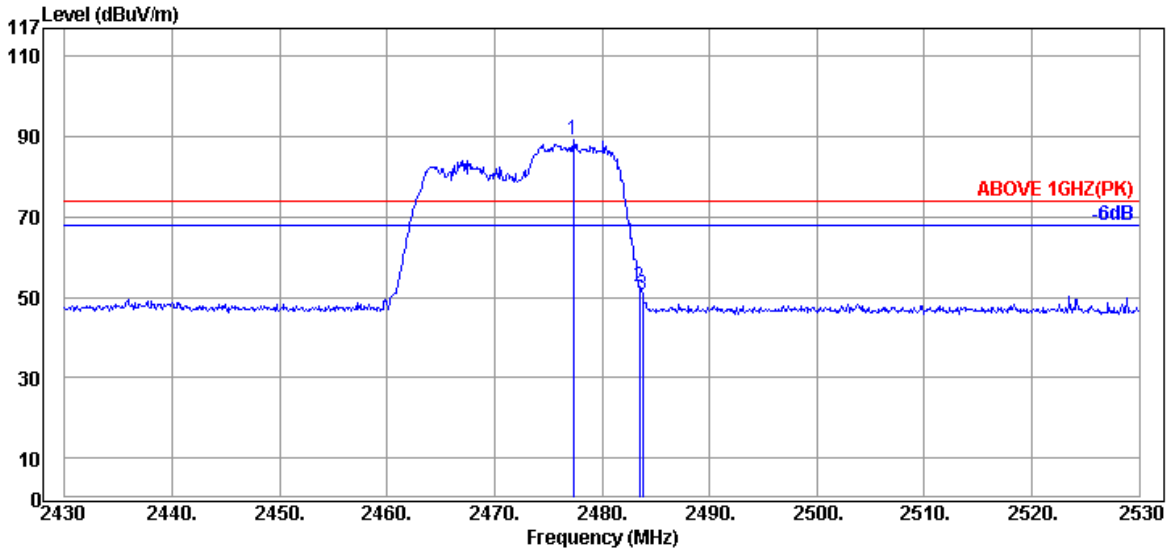

Antenna at Vertical Polarization

	Emission Frequency (MHz)	Antenna Factor (dB/m)	Cable Loss (dB)	Meter Reading (dBµV)	Emission Level (dBµV/m)	Limits (dBµV/m)	Margin (dB)	Detector
@	2477.30	32.57	8.20	48.53	89.30	---	---	Peak
	2483.50	32.57	8.20	11.79	52.56	74.00	21.44	Peak
	2483.80	32.57	8.20	9.69	50.46	74.00	23.54	Peak

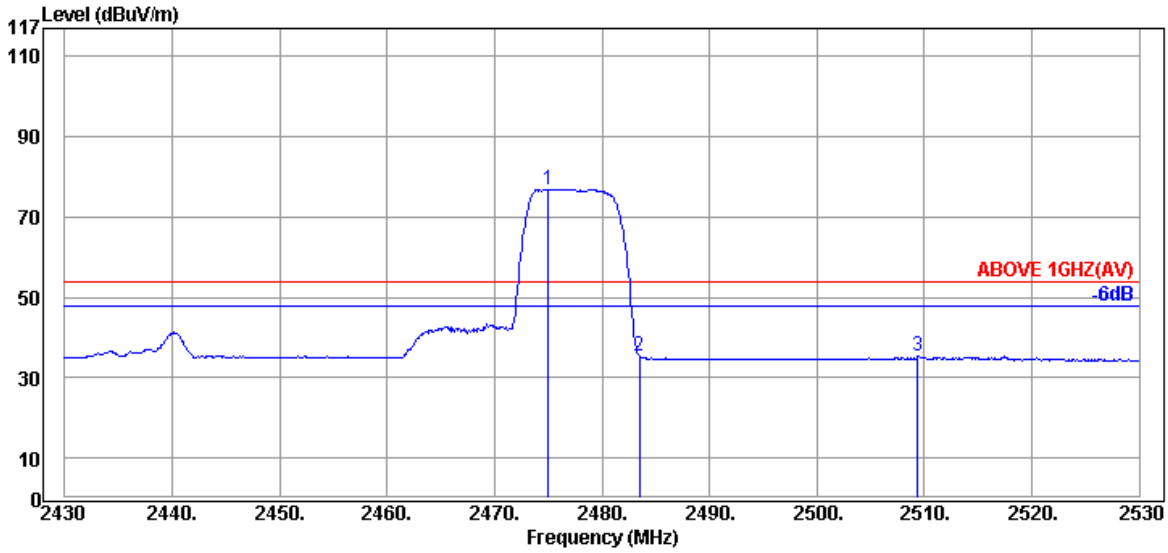

Antenna at Vertical Polarization

	Emission Frequency (MHz)	Antenna Factor (dB/m)	Cable Loss (dB)	Meter Reading (dBµV)	Emission Level (dBµV/m)	Limits (dBµV/m)	Margin (dB)	Detector
@	2475.00	32.57	8.20	36.16	76.93	---	---	Average
	2483.50	32.57	8.20	-5.48	35.29	54.00	18.71	Average
	2509.40	32.30	8.22	-5.26	35.26	54.00	18.74	Average

Remark: The "@" means fundamental frequency, it is ignored in this section.

This test report may be reproduced in full only. The document may only be updated by Audix Technology Corp. personnel. Any changes will be noted in the Document History section of the report.

Audix Technology Corp.
No. 53-11, Dingfu, Linkou, Dist.,
New Taipei City244, Taiwan
Tel: +886 2 26099301
Fax: +886 2 26099303

Mode	802.11ax-HE40	Frequency	TX 2422MHz
		RU Configuration	242/61

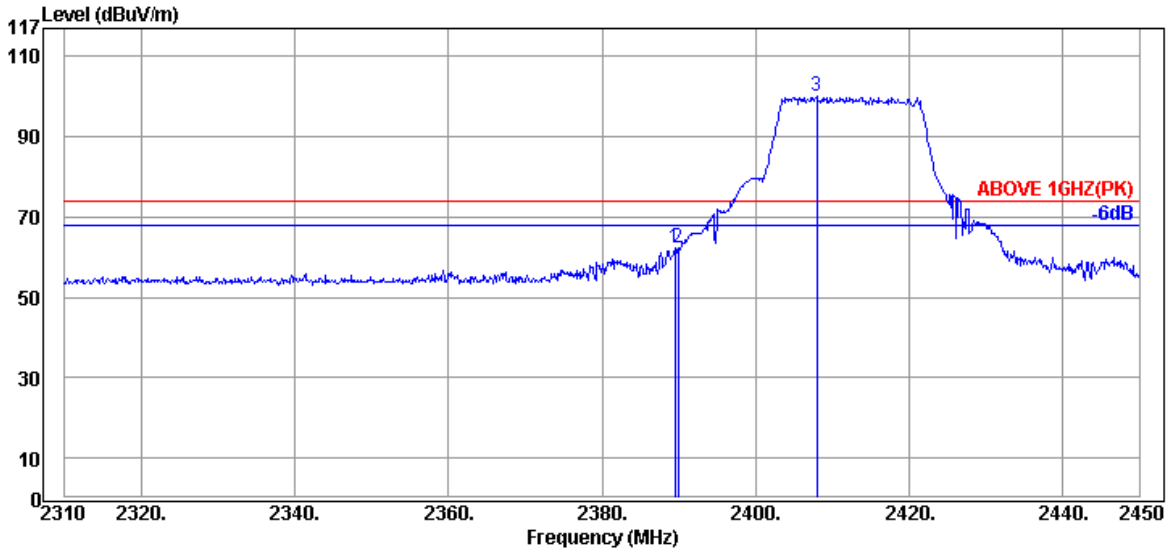

Antenna at Horizontal Polarization

	Emission Frequency (MHz)	Antenna Factor (dB/m)	Cable Loss (dB)	Meter Reading (dBµV)	Emission Level (dBµV/m)	Limits (dBµV/m)	Margin (dB)	Detector
	2389.52	32.00	8.17	22.25	62.42	74.00	11.58	Peak
	2389.94	32.00	8.17	22.21	62.38	74.00	11.62	Peak
@	2408.00	32.23	8.18	59.78	100.19	---	---	Peak

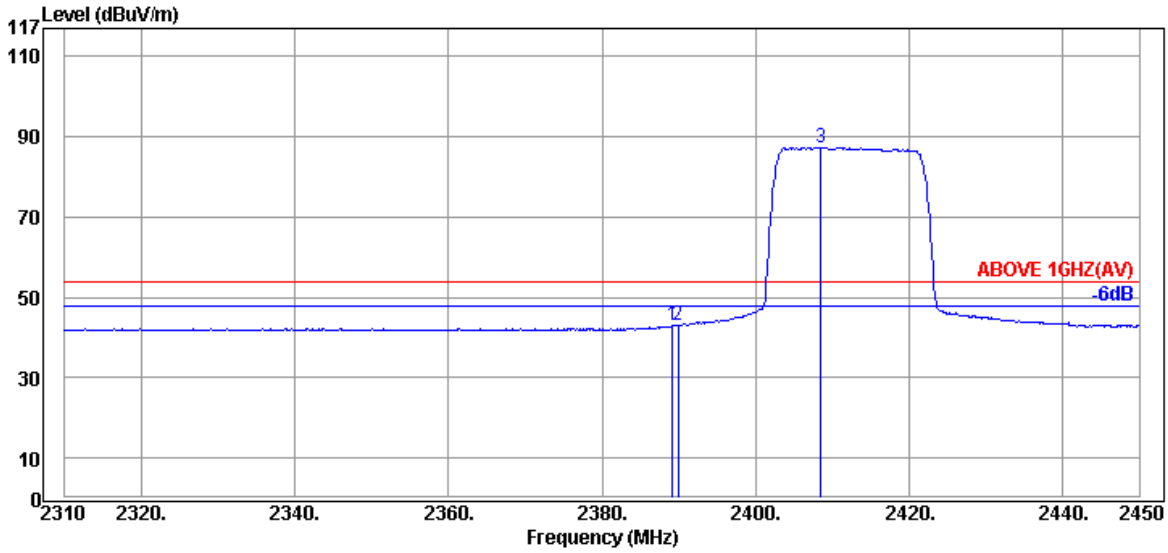

Antenna at Horizontal Polarization

	Emission Frequency (MHz)	Antenna Factor (dB/m)	Cable Loss (dB)	Meter Reading (dBµV)	Emission Level (dBµV/m)	Limits (dBµV/m)	Margin (dB)	Detector
	2389.24	32.00	8.17	2.86	43.03	54.00	10.97	Average
	2389.94	32.00	8.17	2.87	43.04	54.00	10.96	Average
@	2408.56	32.23	8.18	47.00	87.41	---	---	Average

Remark: The "@" means fundamental frequency, it is ignored in this section.

This test report may be reproduced in full only. The document may only be updated by Audix Technology Corp. personnel. Any changes will be noted in the Document History section of the report.

Audix Technology Corp.
No. 53-11, Dingfu, Linkou, Dist.,
New Taipei City244, Taiwan

Tel: +886 2 26099301
Fax: +886 2 26099303

Mode	802.11ax-HE40	Frequency	TX 2422MHz
		RU Configuration	242/61

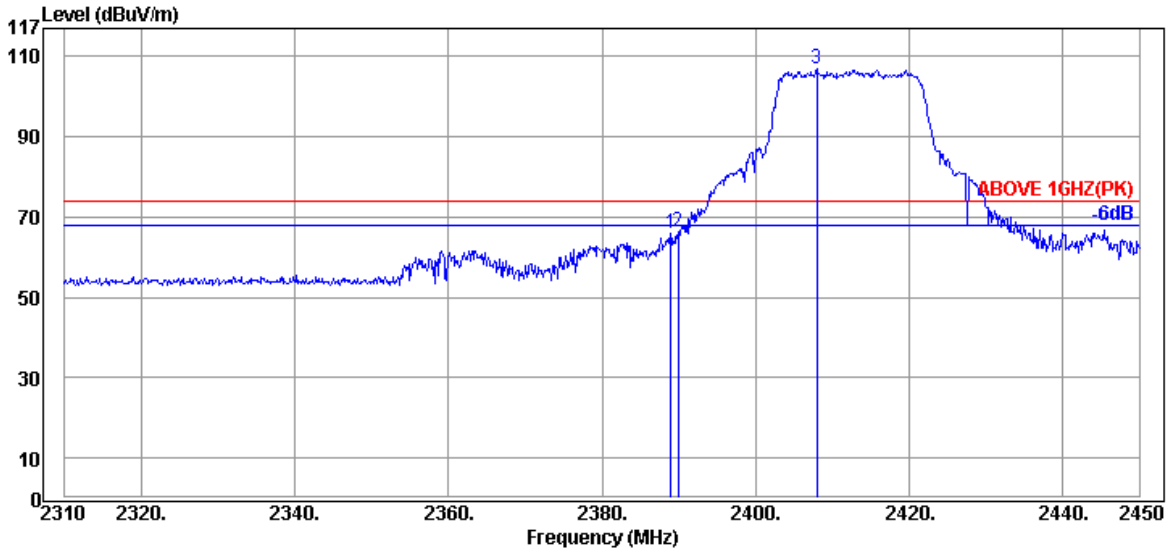

Antenna at Vertical Polarization

	Emission Frequency (MHz)	Antenna Factor (dB/m)	Cable Loss (dB)	Meter Reading (dBμV)	Emission Level (dBμV/m)	Limits (dBμV/m)	Margin (dB)	Detector
	2388.96	32.00	8.17	25.81	65.98	74.00	8.02	Peak
	2389.94	32.00	8.17	26.22	66.39	74.00	7.61	Peak
@	2408.00	32.23	8.18	66.46	106.87	---	---	Peak

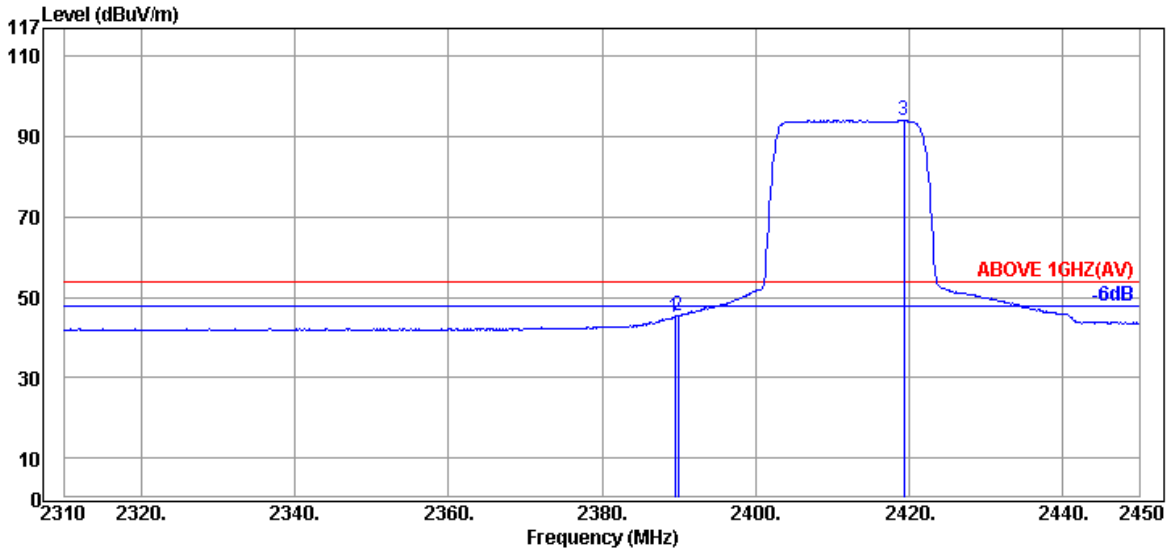

Antenna at Vertical Polarization

	Emission Frequency (MHz)	Antenna Factor (dB/m)	Cable Loss (dB)	Meter Reading (dBμV)	Emission Level (dBμV/m)	Limits (dBμV/m)	Margin (dB)	Detector
	2389.52	32.00	8.17	5.06	45.23	54.00	8.77	Average
	2389.94	32.00	8.17	5.26	45.43	54.00	8.57	Average
@	2419.34	32.23	8.18	53.69	94.10	---	---	Average

Remark: The "@" means fundamental frequency, it is ignored in this section.

This test report may be reproduced in full only. The document may only be updated by Audix Technology Corp. personnel. Any changes will be noted in the Document History section of the report.

Audix Technology Corp.
No. 53-11, Dingfu, Linkou, Dist.,
New Taipei City244, Taiwan
Tel: +886 2 26099301
Fax: +886 2 26099303

Mode	802.11ax-HE40	Frequency	TX 2462MHz
		RU Configuration	242/62

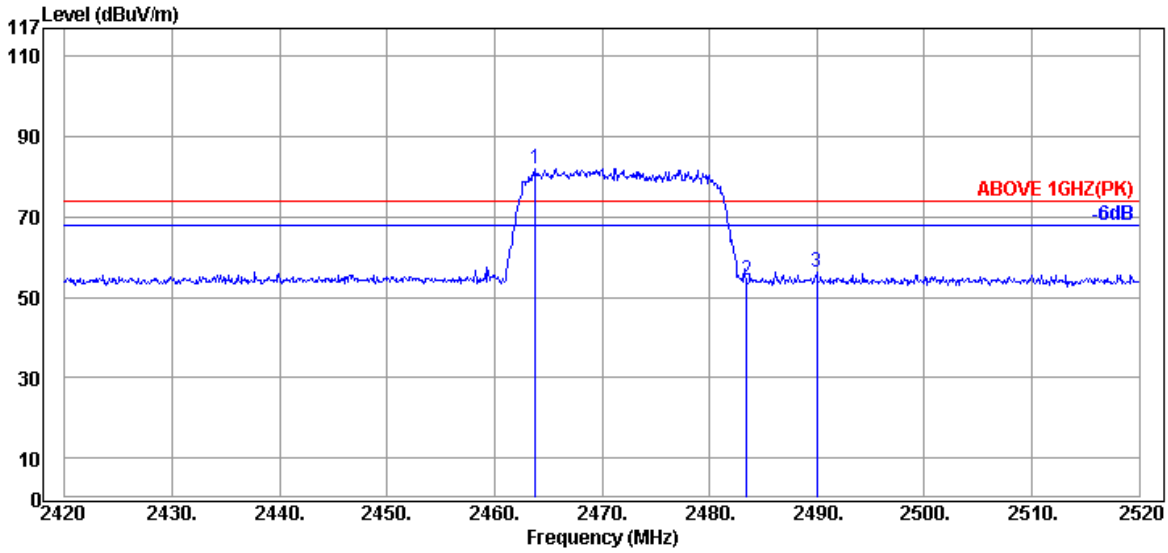

Antenna at Horizontal Polarization

	Emission Frequency (MHz)	Antenna Factor (dB/m)	Cable Loss (dB)	Meter Reading (dBµV)	Emission Level (dBµV/m)	Limits (dBµV/m)	Margin (dB)	Detector
@	2463.80	32.63	8.20	41.37	82.20	---	---	Peak
	2483.50	32.57	8.20	13.41	54.18	74.00	19.82	Peak
	2490.00	32.50	8.21	15.65	56.36	74.00	17.64	Peak

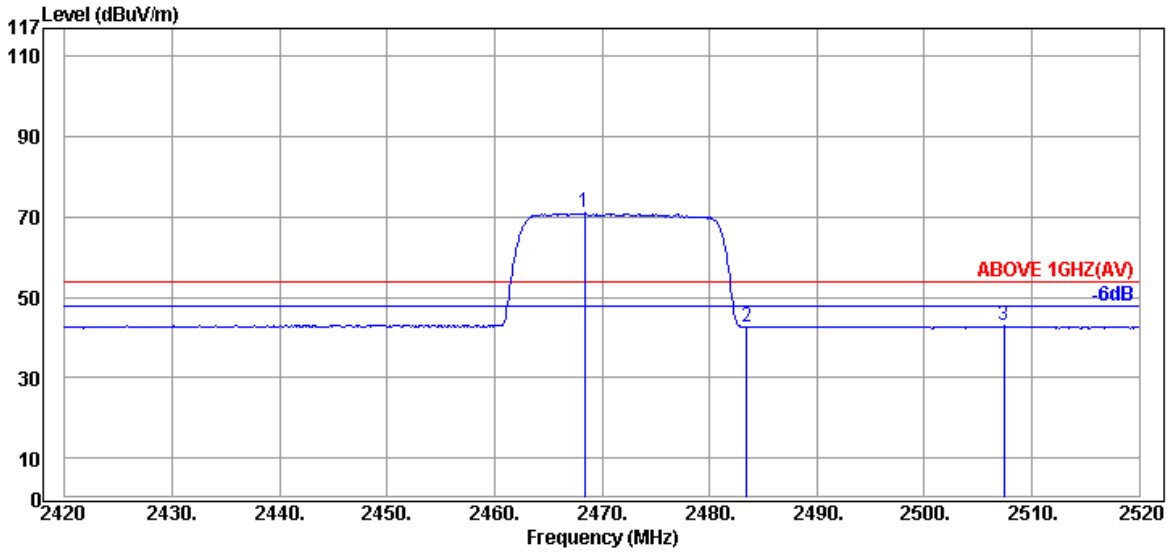

Antenna at Horizontal Polarization

	Emission Frequency (MHz)	Antenna Factor (dB/m)	Cable Loss (dB)	Meter Reading (dBµV)	Emission Level (dBµV/m)	Limits (dBµV/m)	Margin (dB)	Detector
@	2468.40	32.63	8.20	30.15	70.98	---	---	Average
	2483.50	32.57	8.20	1.92	42.69	54.00	11.31	Average
	2507.40	32.30	8.22	2.31	42.83	54.00	11.17	Average

Remark: The "@" means fundamental frequency, it is ignored in this section.

This test report may be reproduced in full only. The document may only be updated by Audix Technology Corp. personnel. Any changes will be noted in the Document History section of the report.

Audix Technology Corp.
No. 53-11, Dingfu, Linkou, Dist.,
New Taipei City244, Taiwan
Tel: +886 2 26099301
Fax: +886 2 26099303

Mode	802.11ax-HE40	Frequency	TX 2462MHz
		RU Configuration	242/62

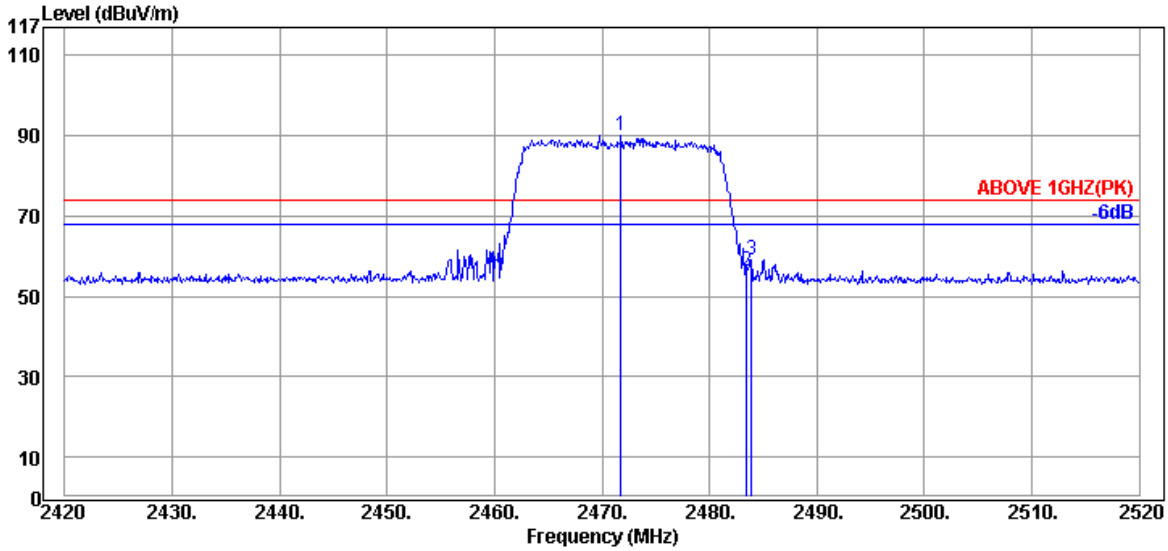

Antenna at Vertical Polarization

	Emission Frequency (MHz)	Antenna Factor (dB/m)	Cable Loss (dB)	Meter Reading (dBμV)	Emission Level (dBμV/m)	Limits (dBμV/m)	Margin (dB)	Detector
@	2471.80	32.57	8.20	49.44	90.21	---	---	Peak
	2483.50	32.57	8.20	15.62	56.39	74.00	17.61	Peak
	2483.90	32.57	8.20	18.43	59.20	74.00	14.80	Peak

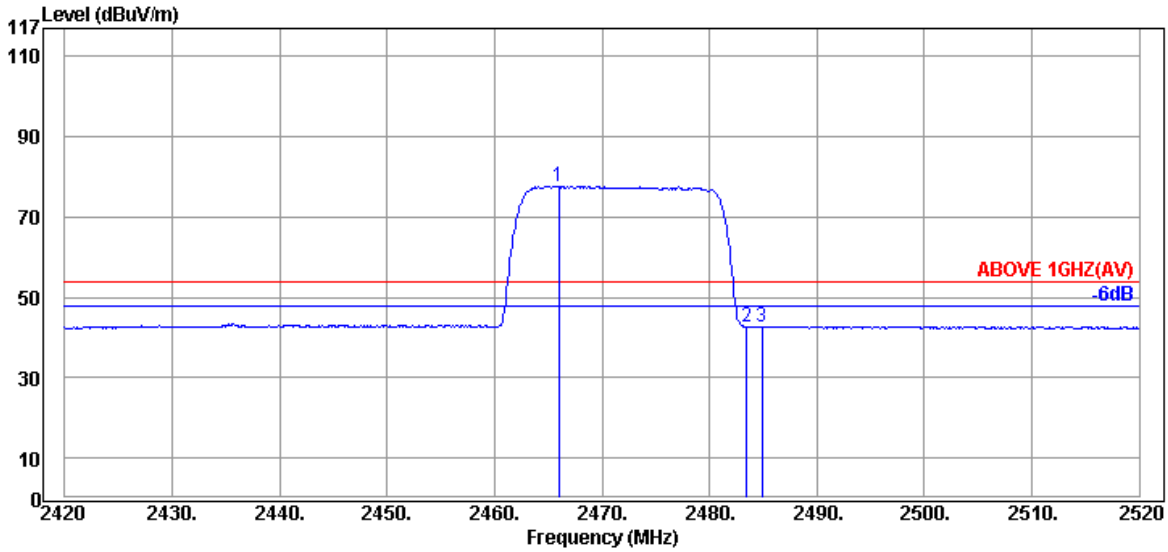

Antenna at Vertical Polarization

	Emission Frequency (MHz)	Antenna Factor (dB/m)	Cable Loss (dB)	Meter Reading (dBμV)	Emission Level (dBμV/m)	Limits (dBμV/m)	Margin (dB)	Detector
@	2466.00	32.63	8.20	36.83	77.66	---	---	Average
	2483.50	32.57	8.20	1.78	42.55	54.00	11.45	Average
	2484.90	32.57	8.20	1.99	42.76	54.00	11.24	Average

Remark: The "@" means fundamental frequency, it is ignored in this section.

This test report may be reproduced in full only. The document may only be updated by Audix Technology Corp. personnel. Any changes will be noted in the Document History section of the report.

Audix Technology Corp.
No. 53-11, Dingfu, Linkou, Dist.,
New Taipei City244, Taiwan
Tel: +886 2 26099301
Fax: +886 2 26099303

Mode	BLE	Frequency	TX 2402MHz

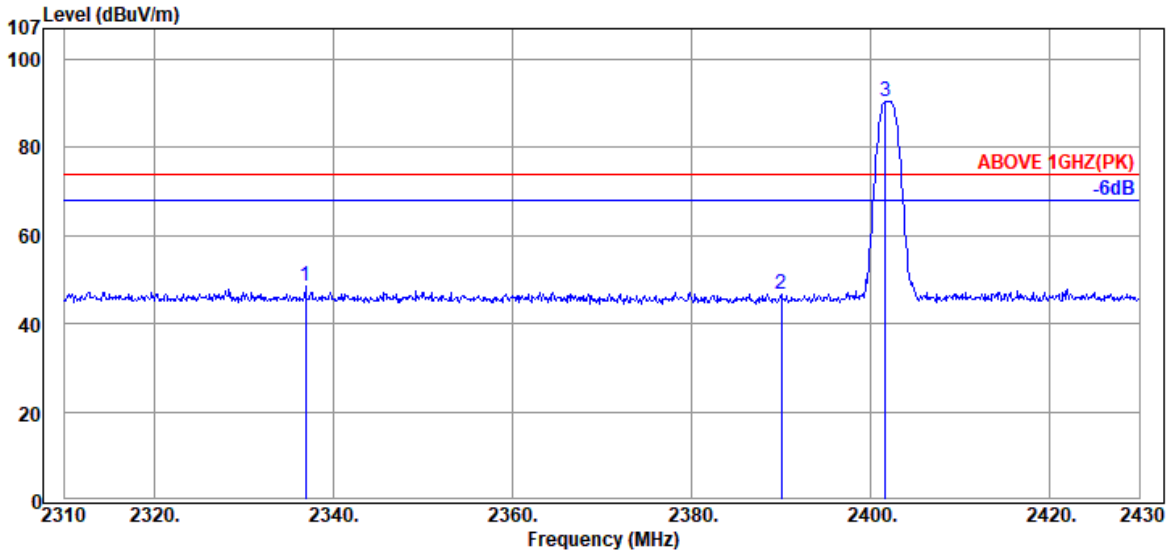

Antenna at Horizontal Polarization

	Emission Frequency (MHz)	Antenna Factor (dB/m)	Cable Loss (dB)	Meter Reading (dBμV)	Emission Level (dBμV/m)	Limits (dBμV/m)	Margin (dB)	Detector
	2336.88	32.00	8.16	8.29	48.45	74.00	25.55	Peak
	2390.04	32.00	8.17	6.57	46.74	74.00	27.26	Peak
@	2401.68	32.00	8.17	50.42	90.59	---	---	Peak

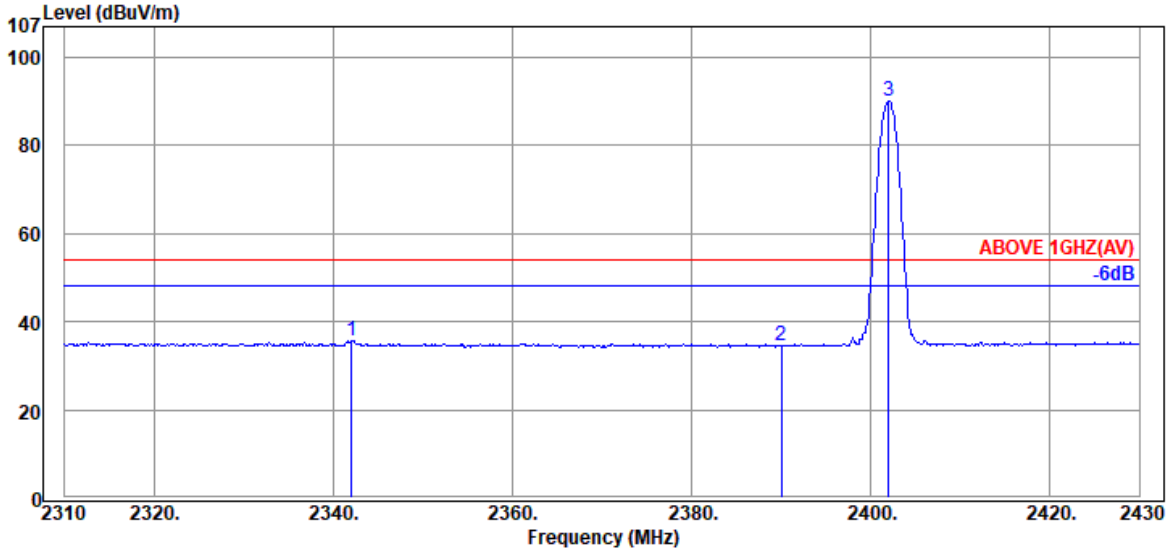

Antenna at Horizontal Polarization

	Emission Frequency (MHz)	Antenna Factor (dB/m)	Cable Loss (dB)	Meter Reading (dBμV)	Emission Level (dBμV/m)	Limits (dBμV/m)	Margin (dB)	Detector
	2342.04	32.00	8.16	-4.45	35.71	54.00	18.29	Average
	2390.04	32.00	8.17	-5.58	34.59	54.00	19.41	Average
@	2402.04	32.00	8.17	49.86	90.03	---	---	Average

Remark: The "@" means fundamental frequency, it is ignored in this section.

This test report may be reproduced in full only. The document may only be updated by Audix Technology Corp. personnel. Any changes will be noted in the Document History section of the report.

Audix Technology Corp.
No. 53-11, Dingfu, Linkou, Dist.,
New Taipei City244, Taiwan

Tel: +886 2 26099301
Fax: +886 2 26099303

Mode	BLE	Frequency	TX 2402MHz

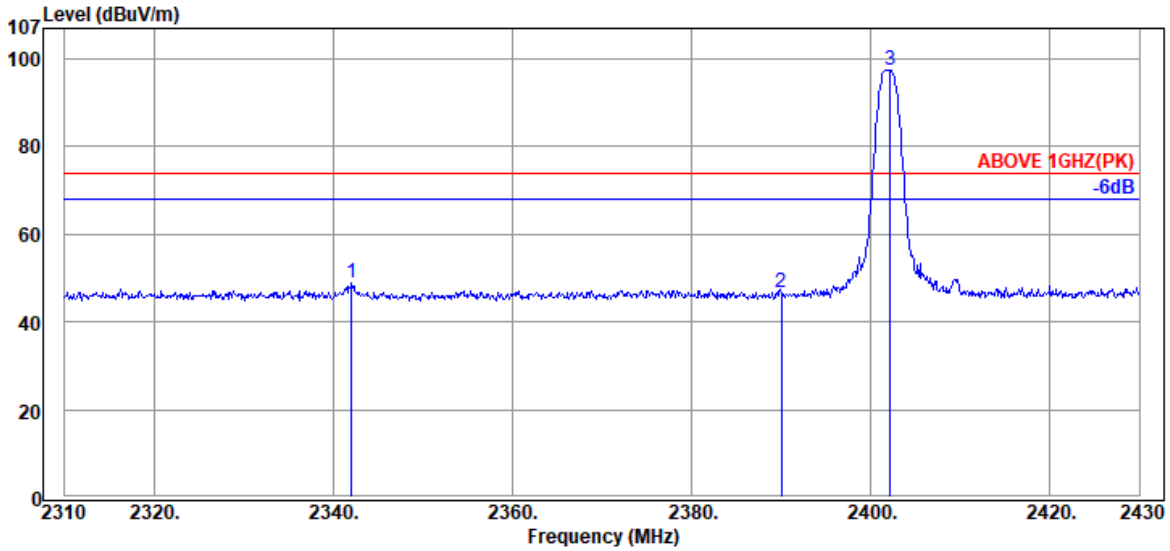

Antenna at Vertical Polarization

	Emission Frequency (MHz)	Antenna Factor (dB/m)	Cable Loss (dB)	Meter Reading (dBμV)	Emission Level (dBμV/m)	Limits (dBμV/m)	Margin (dB)	Detector
	2342.04	32.00	8.16	8.86	49.02	74.00	24.98	Peak
	2390.04	32.00	8.17	6.52	46.69	74.00	27.31	Peak
@	2402.16	32.00	8.17	57.35	97.52	---	---	Peak

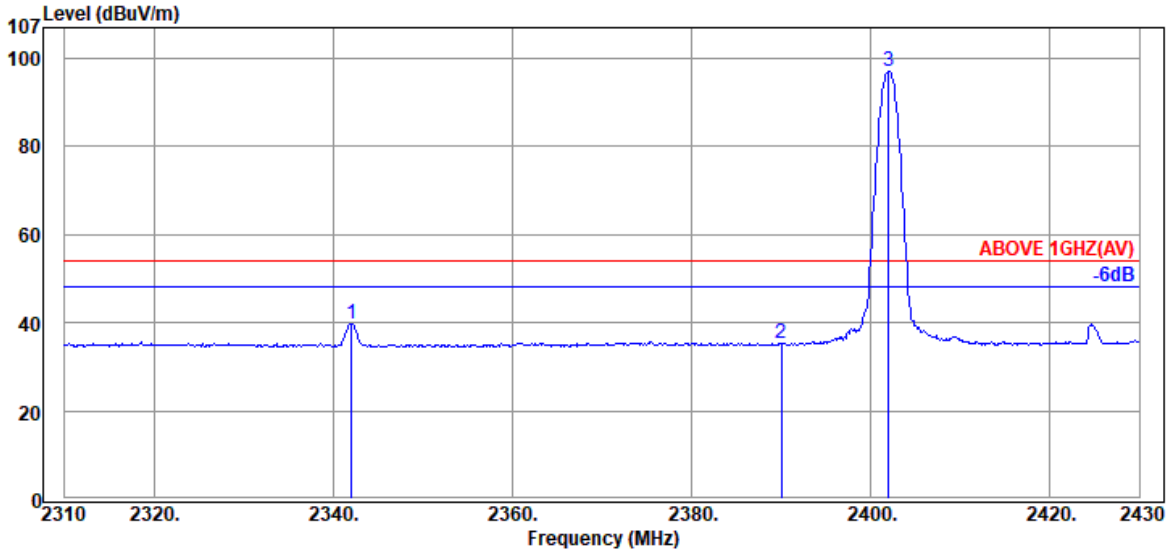

Antenna at Vertical Polarization

	Emission Frequency (MHz)	Antenna Factor (dB/m)	Cable Loss (dB)	Meter Reading (dBμV)	Emission Level (dBμV/m)	Limits (dBμV/m)	Margin (dB)	Detector
	2342.04	32.00	8.16	-0.36	39.80	54.00	14.20	Average
	2390.04	32.00	8.17	-4.80	35.37	54.00	18.63	Average
@	2402.04	32.00	8.17	56.98	97.15	---	---	Average

Remark: The "@" means fundamental frequency, it is ignored in this section.

This test report may be reproduced in full only. The document may only be updated by Audix Technology Corp. personnel. Any changes will be noted in the Document History section of the report.

Audix Technology Corp.
No. 53-11, Dingfu, Linkou, Dist.,
New Taipei City244, Taiwan
Tel: +886 2 26099301
Fax: +886 2 26099303

Mode	BLE	Frequency	TX 2480MHz

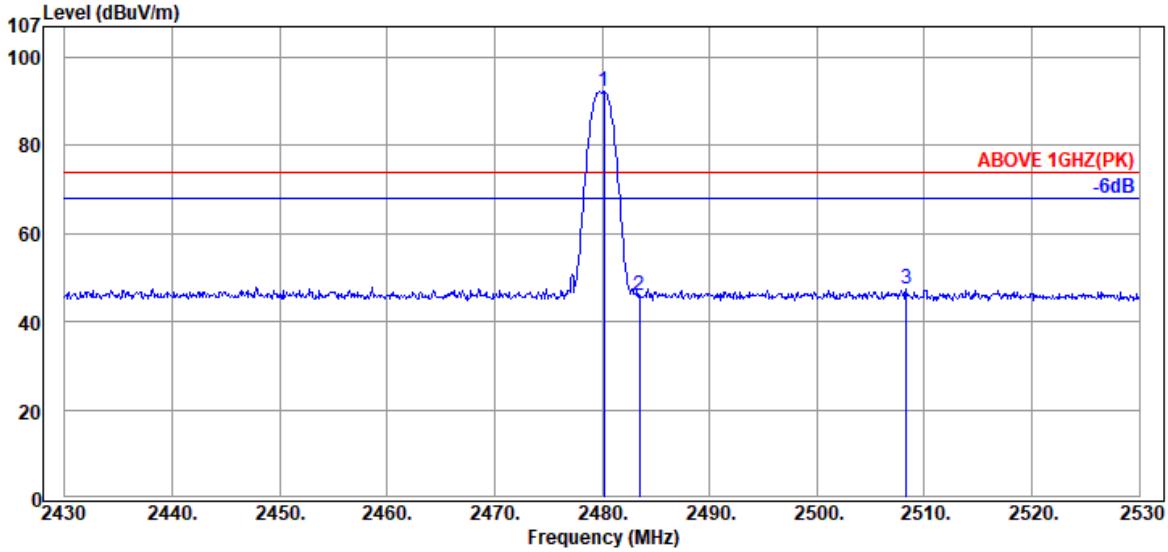

Antenna at Horizontal Polarization

	Emission Frequency (MHz)	Antenna Factor (dB/m)	Cable Loss (dB)	Meter Reading (dBμV)	Emission Level (dBμV/m)	Limits (dBμV/m)	Margin (dB)	Detector
@	2480.20	32.57	8.20	51.37	92.14	---	---	Peak
	2483.50	32.57	8.20	5.26	46.03	74.00	27.97	Peak
	2508.30	32.30	8.22	6.79	47.31	74.00	26.69	Peak

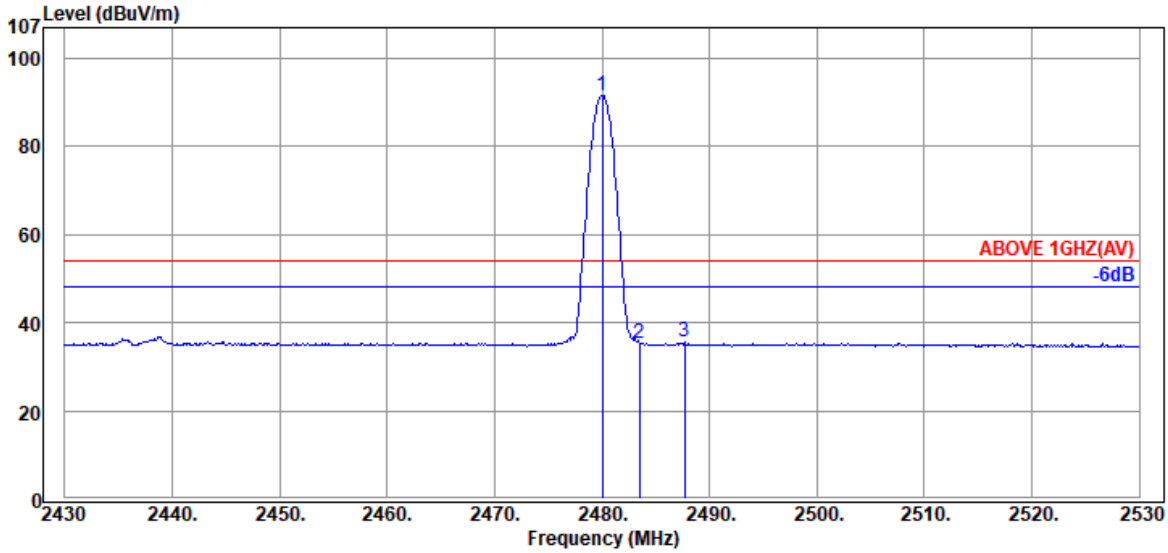

Antenna at Horizontal Polarization

	Emission Frequency (MHz)	Antenna Factor (dB/m)	Cable Loss (dB)	Meter Reading (dBμV)	Emission Level (dBμV/m)	Limits (dBμV/m)	Margin (dB)	Detector
@	2480.00	32.57	8.20	50.85	91.62	---	---	Average
	2483.50	32.57	8.20	-5.40	35.37	54.00	18.63	Average
	2487.70	32.50	8.21	-5.11	35.60	54.00	18.40	Average

Remark: The "@" means fundamental frequency, it is ignored in this section.

This test report may be reproduced in full only. The document may only be updated by Audix Technology Corp. personnel. Any changes will be noted in the Document History section of the report.

Audix Technology Corp.
No. 53-11, Dingfu, Linkou, Dist.,
New Taipei City244, Taiwan

Tel: +886 2 26099301
Fax: +886 2 26099303

Mode	BLE	Frequency	TX 2480MHz

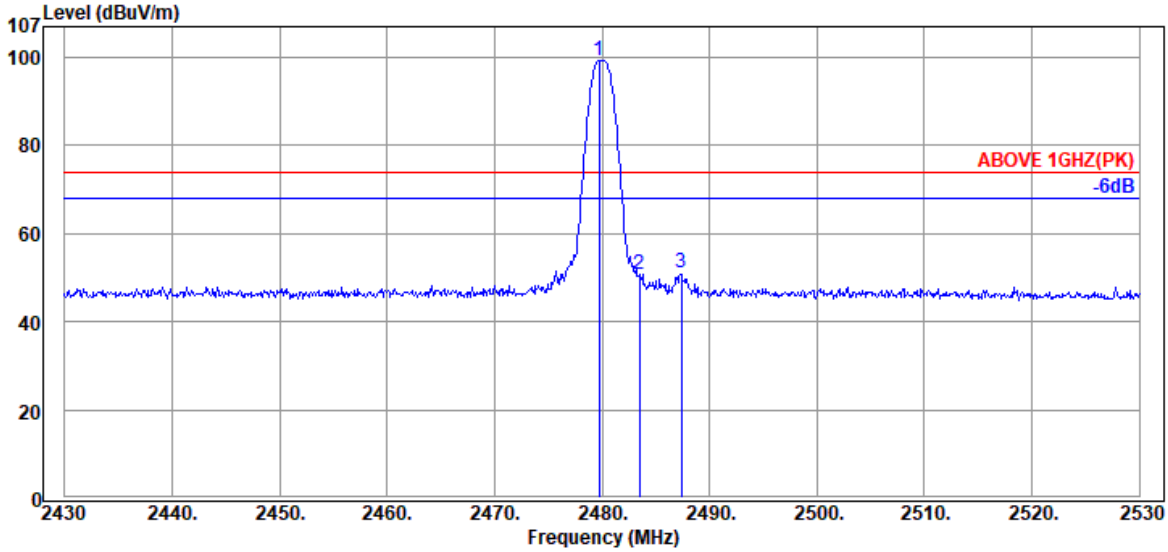

Antenna at Vertical Polarization

	Emission Frequency (MHz)	Antenna Factor (dB/m)	Cable Loss (dB)	Meter Reading (dBμV)	Emission Level (dBμV/m)	Limits (dBμV/m)	Margin (dB)	Detector
@	2479.70	32.57	8.20	58.47	99.24	---	---	Peak
	2483.50	32.57	8.20	9.83	50.60	74.00	23.40	Peak
	2487.40	32.57	8.20	10.17	50.94	74.00	23.06	Peak

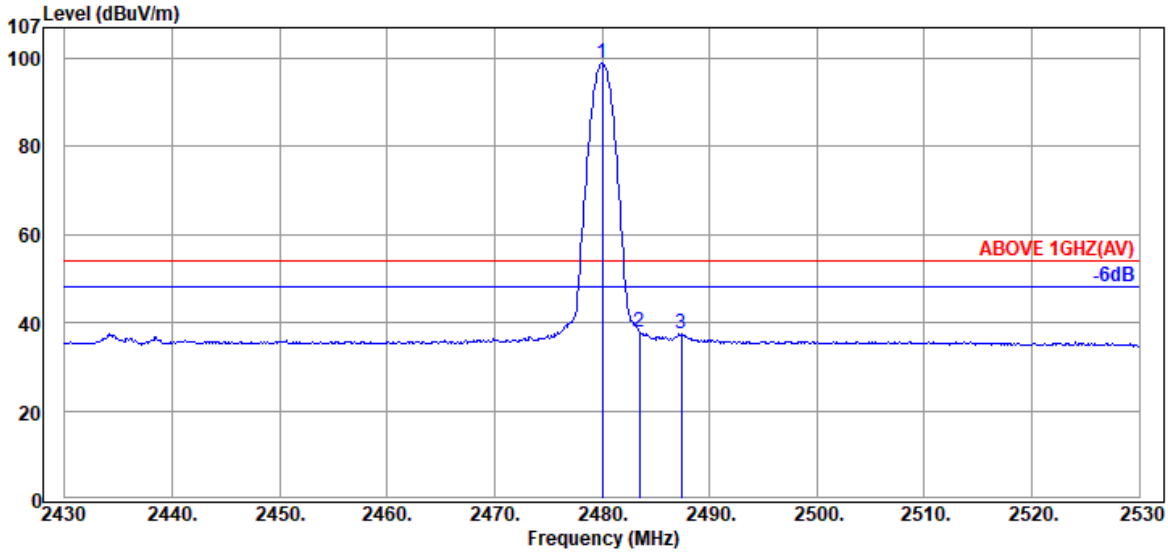

Antenna at Vertical Polarization

	Emission Frequency (MHz)	Antenna Factor (dB/m)	Cable Loss (dB)	Meter Reading (dBμV)	Emission Level (dBμV/m)	Limits (dBμV/m)	Margin (dB)	Detector
@	2480.00	32.57	8.20	58.15	98.92	---	---	Average
	2483.50	32.57	8.20	-2.83	37.94	54.00	16.06	Average
	2487.40	32.57	8.20	-3.10	37.67	54.00	16.33	Average

Remark: The "@" means fundamental frequency, it is ignored in this section.

This test report may be reproduced in full only. The document may only be updated by Audix Technology Corp. personnel. Any changes will be noted in the Document History section of the report.

Audix Technology Corp.
No. 53-11, Dingfu, Linkou, Dist.,
New Taipei City244, Taiwan
Tel: +886 2 26099301
Fax: +886 2 26099303

A.2.2 Emissions outside the frequency band:

The emissions (up to 25GHz) not reported for there is no emission be found.

Test SKU: SKU #1

Mode	802.11b	Frequency	TX 2442MHz

Antenna at Horizontal Polarization

Emission Frequency (MHz)	Antenna Factor (dB/m)	Cable Loss (dB)	Meter Reading (dBμV)	Emission Level (dBμV/m)	Limits (dBμV/m)	Margin (dB)	Detector
4884.00	34.37	10.39	-0.81	43.95	54.00	10.05	Peak

Antenna at Vertical Polarization

Emission Frequency (MHz)	Antenna Factor (dB/m)	Cable Loss (dB)	Meter Reading (dBμV)	Emission Level (dBμV/m)	Limits (dBμV/m)	Margin (dB)	Detector
4884.00	34.37	10.39	0.93	45.69	54.00	8.31	Peak

Mode	802.11g	Frequency	TX 2442MHz

Antenna at Horizontal Polarization

Emission Frequency (MHz)	Antenna Factor (dB/m)	Cable Loss (dB)	Meter Reading (dBμV)	Emission Level (dBμV/m)	Limits (dBμV/m)	Margin (dB)	Detector
4884.00	34.37	10.39	-2.33	42.43	54.00	11.57	Peak

Antenna at Vertical Polarization

Emission Frequency (MHz)	Antenna Factor (dB/m)	Cable Loss (dB)	Meter Reading (dBμV)	Emission Level (dBμV/m)	Limits (dBμV/m)	Margin (dB)	Detector
4884.00	34.37	10.39	-0.67	44.09	54.00	9.91	Peak

Mode	802.11n-HT20	Frequency	TX 2442MHz

Antenna at Horizontal Polarization

Emission Frequency (MHz)	Antenna Factor (dB/m)	Cable Loss (dB)	Meter Reading (dBμV)	Emission Level (dBμV/m)	Limits (dBμV/m)	Margin (dB)	Detector
4884.00	34.37	10.39	-2.48	42.28	54.00	11.72	Peak

Antenna at Vertical Polarization

Emission Frequency (MHz)	Antenna Factor (dB/m)	Cable Loss (dB)	Meter Reading (dBμV)	Emission Level (dBμV/m)	Limits (dBμV/m)	Margin (dB)	Detector
4884.00	34.37	10.39	-2.27	42.49	54.00	11.51	Peak

This test report may be reproduced in full only. The document may only be updated by Audix Technology Corp. personnel. Any changes will be noted in the Document History section of the report.

Audix Technology Corp.
No. 53-11, Dingfu, Linkou, Dist.,
New Taipei City244, Taiwan
Tel: +886 2 26099301
Fax: +886 2 26099303

Mode	802.11n-HT40	Frequency	TX 2447MHz

Antenna at Horizontal Polarization

Emission Frequency (MHz)	Antenna Factor (dB/m)	Cable Loss (dB)	Meter Reading (dBμV)	Emission Level (dBμV/m)	Limits (dBμV/m)	Margin (dB)	Detector
4894.00	34.45	10.39	-2.70	42.14	54.00	11.86	Peak

Antenna at Vertical Polarization

Emission Frequency (MHz)	Antenna Factor (dB/m)	Cable Loss (dB)	Meter Reading (dBμV)	Emission Level (dBμV/m)	Limits (dBμV/m)	Margin (dB)	Detector
4894.00	34.45	10.39	-2.58	42.26	54.00	11.74	Peak

Mode	802.11ax-HE20	Frequency	TX 2442MHz

Antenna at Horizontal Polarization

Emission Frequency (MHz)	Antenna Factor (dB/m)	Cable Loss (dB)	Meter Reading (dBμV)	Emission Level (dBμV/m)	Limits (dBμV/m)	Margin (dB)	Detector
4884.00	34.37	10.39	-3.75	41.01	54.00	12.99	Peak

Antenna at Vertical Polarization

Emission Frequency (MHz)	Antenna Factor (dB/m)	Cable Loss (dB)	Meter Reading (dBμV)	Emission Level (dBμV/m)	Limits (dBμV/m)	Margin (dB)	Detector
4884.00	34.37	10.39	-1.55	43.21	54.00	10.79	Peak

Mode	802.11ax-HE40	Frequency	TX 2442MHz

Antenna at Horizontal Polarization

Emission Frequency (MHz)	Antenna Factor (dB/m)	Cable Loss (dB)	Meter Reading (dBμV)	Emission Level (dBμV/m)	Limits (dBμV/m)	Margin (dB)	Detector
4884.00	34.37	10.39	-2.85	41.91	54.00	12.09	Peak

Antenna at Vertical Polarization

Emission Frequency (MHz)	Antenna Factor (dB/m)	Cable Loss (dB)	Meter Reading (dBμV)	Emission Level (dBμV/m)	Limits (dBμV/m)	Margin (dB)	Detector
4884.00	34.37	10.39	-2.92	41.84	54.00	12.16	Peak

This test report may be reproduced in full only. The document may only be updated by Audix Technology Corp. personnel. Any changes will be noted in the Document History section of the report.

Audix Technology Corp.
No. 53-11, Dingfu, Linkou, Dist.,
New Taipei City244, Taiwan
Tel: +886 2 26099301
Fax: +886 2 26099303

Mode	BLE			Frequency	TX 2402MHz		
Antenna at Horizontal Polarization							
Emission Frequency (MHz)	Antenna Factor (dB/m)	Cable Loss (dB)	Meter Reading (dBμV)	Emission Level (dBμV/m)	Limits (dBμV/m)	Margin (dB)	Detector
4804.00	33.92	10.31	-2.37	41.86	54.00	12.14	Peak
Antenna at Vertical Polarization							
Emission Frequency (MHz)	Antenna Factor (dB/m)	Cable Loss (dB)	Meter Reading (dBμV)	Emission Level (dBμV/m)	Limits (dBμV/m)	Margin (dB)	Detector
4804.00	33.92	10.31	-2.18	42.05	54.00	11.95	Peak

Mode	BLE			Frequency	TX 2440MHz		
Antenna at Horizontal Polarization							
Emission Frequency (MHz)	Antenna Factor (dB/m)	Cable Loss (dB)	Meter Reading (dBμV)	Emission Level (dBμV/m)	Limits (dBμV/m)	Margin (dB)	Detector
4880.00	34.34	10.38	-3.14	41.58	54.00	12.42	Peak
Antenna at Vertical Polarization							
Emission Frequency (MHz)	Antenna Factor (dB/m)	Cable Loss (dB)	Meter Reading (dBμV)	Emission Level (dBμV/m)	Limits (dBμV/m)	Margin (dB)	Detector
4880.00	34.34	10.38	-3.09	41.63	54.00	12.37	Peak

Mode	BLE			Frequency	TX 2480MHz		
Antenna at Horizontal Polarization							
Emission Frequency (MHz)	Antenna Factor (dB/m)	Cable Loss (dB)	Meter Reading (dBμV)	Emission Level (dBμV/m)	Limits (dBμV/m)	Margin (dB)	Detector
4960.00	34.32	10.45	-3.44	41.33	54.00	12.67	Peak
Antenna at Vertical Polarization							
Emission Frequency (MHz)	Antenna Factor (dB/m)	Cable Loss (dB)	Meter Reading (dBμV)	Emission Level (dBμV/m)	Limits (dBμV/m)	Margin (dB)	Detector
4960.00	34.32	10.45	-3.31	41.46	54.00	12.54	Peak

This test report may be reproduced in full only. The document may only be updated by Audix Technology Corp. personnel. Any changes will be noted in the Document History section of the report.

Audix Technology Corp.
No. 53-11, Dingfu, Linkou, Dist.,
New Taipei City244, Taiwan
Tel: +886 2 26099301
Fax: +886 2 26099303

Test SKU: SKU #2

Mode	802.11n-HT20	Frequency	TX 2442MHz

Antenna at Horizontal Polarization

Emission Frequency (MHz)	Antenna Factor (dB/m)	Cable Loss (dB)	Meter Reading (dBμV)	Emission Level (dBμV/m)	Limits (dBμV/m)	Margin (dB)	Detector
4884.00	34.37	10.38	-3.47	41.28	54.00	12.72	Peak

Antenna at Vertical Polarization

Emission Frequency (MHz)	Antenna Factor (dB/m)	Cable Loss (dB)	Meter Reading (dBμV)	Emission Level (dBμV/m)	Limits (dBμV/m)	Margin (dB)	Detector
4884.00	34.37	10.38	-0.03	44.72	54.00	9.28	Peak

Mode	BLE	Frequency	TX 2440MHz

Antenna at Horizontal Polarization

Emission Frequency (MHz)	Antenna Factor (dB/m)	Cable Loss (dB)	Meter Reading (dBμV)	Emission Level (dBμV/m)	Limits (dBμV/m)	Margin (dB)	Detector
4880.00	34.37	10.38	-3.35	41.40	54.00	12.60	Peak

Antenna at Vertical Polarization

Emission Frequency (MHz)	Antenna Factor (dB/m)	Cable Loss (dB)	Meter Reading (dBμV)	Emission Level (dBμV/m)	Limits (dBμV/m)	Margin (dB)	Detector
4880.00	34.37	10.38	-2.50	42.25	54.00	11.75	Peak

A.2.3 Emissions in Non-restricted Frequency Bands:

Pursuant to ANSI C63.10:2013 that emission levels below the FCC 15.209(a)/RSS-Gen Section 8.9table 4 general radiated emissions limits is not required.

This test report may be reproduced in full only. The document may only be updated by Audix Technology Corp. personnel. Any changes will be noted in the Document History section of the report.

Audix Technology Corp.
No. 53-11, Dingfu, Linkou, Dist.,
New Taipei City244, Taiwan
Tel: +886 2 26099301
Fax: +886 2 26099303

A.3 6dB/OCCUPIED BANDWIDTH

Test Date	2019/09/19 ~ 25	Temp./Hum.	24~25℃/50~54%
Test Voltage	AC 120V, 60Hz (via AC Adapter)	Tested By	Martin Chen
Cable Loss	0.5dB	Test Model	14Z90N

A.3.1 Emission Bandwidth Result

Mode	Centre Frequency (MHz)	6 dB Bandwidth (MHz)	Occupied (99%) Bandwidth (MHz)	Limit
802.11b	2412	10.14	13.386	>500kHz
	2442	10.14	13.444	
	2462	10.14	13.398	
	2472	10.14	13.854	
802.11g	2412	16.38	16.607	
	2442	16.40	16.800	
	2462	16.38	16.678	
	2472	16.38	16.370	
802.11n-HT20	2412	17.62	17.781	
	2442	17.62	17.812	
	2462	17.62	17.794	
	2472	17.62	17.594	
802.11n-HT40	2422	36.40	36.208	
	2442	36.40	36.231	
	2452	36.36	36.187	
	2462	36.36	36.106	
802.11ax-HE20	2412	18.98	18.978	
	2442	18.85	18.988	
	2462	18.85	19.011	
	2472	18.63	18.708	
802.11ax-HE40	2422	38.01	37.753	
	2442	38.02	37.729	
	2452	38.03	37.740	
	2462	37.77	37.474	

This test report may be reproduced in full only. The document may only be updated by Audix Technology Corp. personnel. Any changes will be noted in the Document History section of the report.

Audix Technology Corp.
No. 53-11, Dingfu, Linkou, Dist.,
New Taipei City244, Taiwan
Tel: +886 2 26099301
Fax: +886 2 26099303

Mode	RU Configuration	Centre Frequency (MHz)	6 dB Bandwidth (MHz)	Occupied (99%) Bandwidth (MHz)	Limit
802.11ax-HE20	26/0	2412	2.063	18.272	>500kHz
	52/37		14.48	18.129	
	106/53		17.19	18.198	
	26/8	2472	2.032	18.036	
	52/40		16.96	17.940	
	106/54		17.04	17.965	
802.11ax-HE40	242/61	2422	18.88	18.740	
	242/62	2462	18.58	18.513	

Mode	Centre Frequency (MHz)	6 dB Bandwidth (MHz)	Occupied (99%) Bandwidth (MHz)	Limit
BLE	2402	0.6760	1.0648	>500kHz
	2440	0.6844	1.0613	
	2480	0.6956	1.0633	

This test report may be reproduced in full only. The document may only be updated by Audix Technology Corp. personnel. Any changes will be noted in the Document History section of the report.

Audix Technology Corp.
No. 53-11, Dingfu, Linkou, Dist.,
New Taipei City244, Taiwan

Tel: +886 2 26099301
Fax: +886 2 26099303

A.3.2 Measurement Plots

802.11b	802.11g
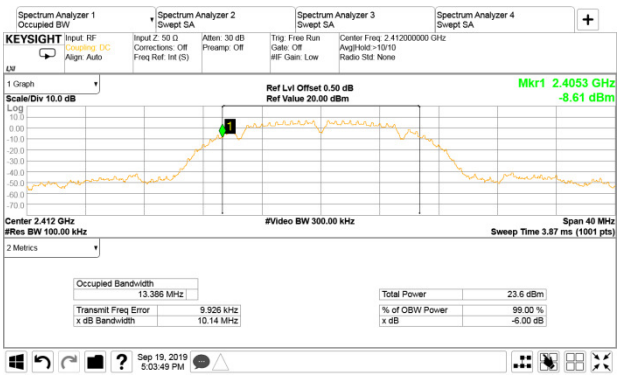	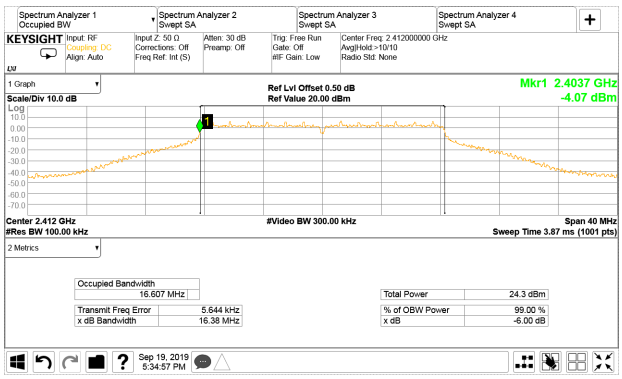
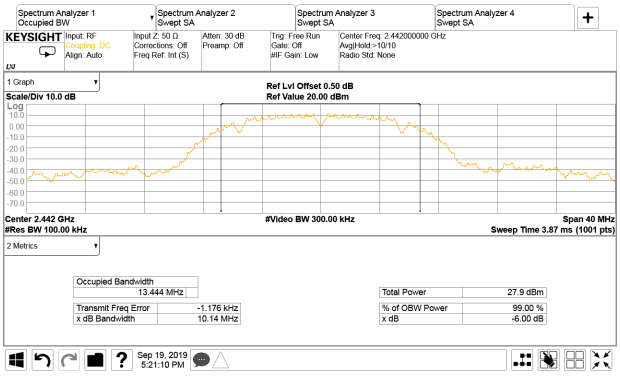	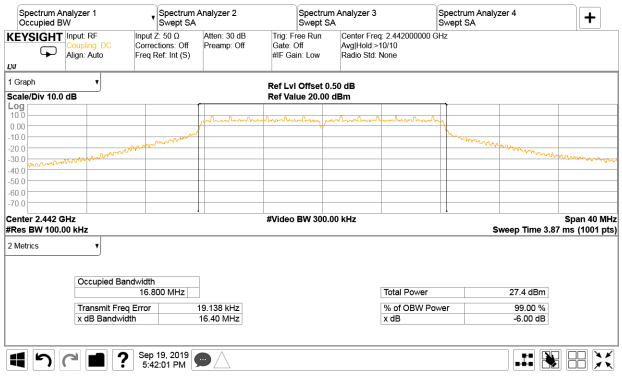
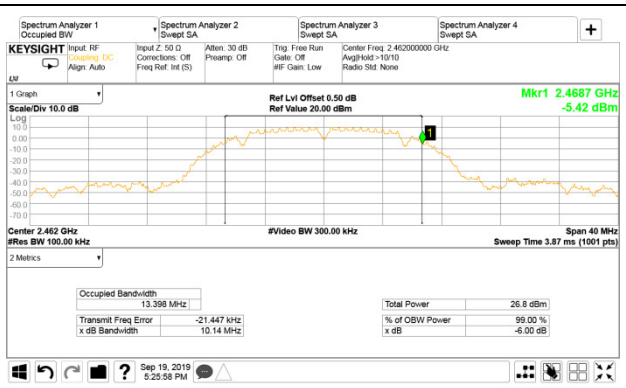	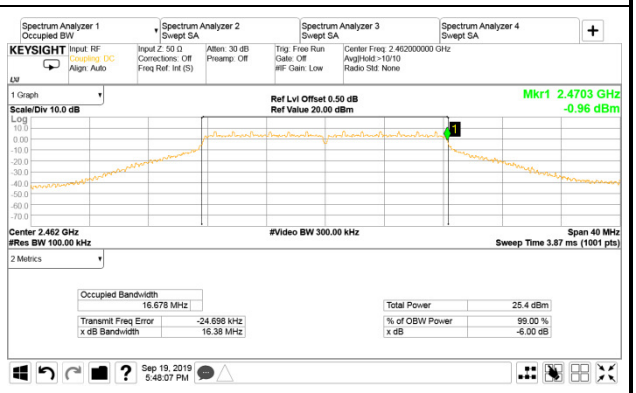
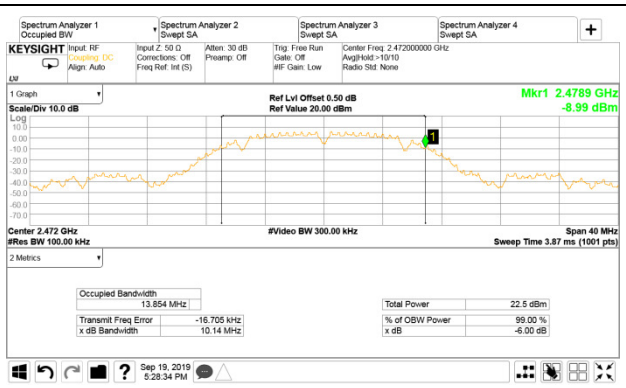	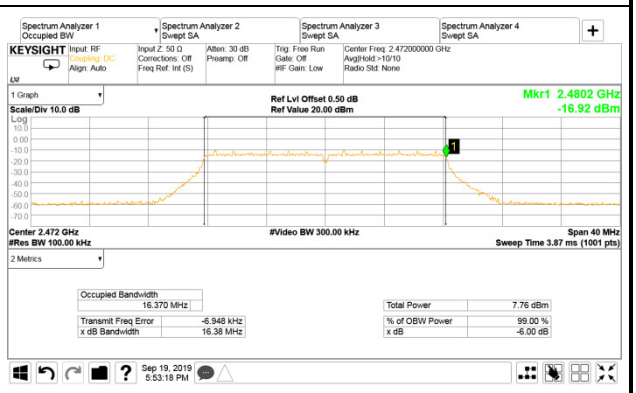

This test report may be reproduced in full only. The document may only be updated by Audix Technology Corp. personnel. Any changes will be noted in the Document History section of the report.

Audix Technology Corp.
No. 53-11, Dingfu, Linkou, Dist.,
New Taipei City244, Taiwan

Tel: +886 2 26099301
Fax: +886 2 26099303

802.11n-HT20	802.11n-HT40
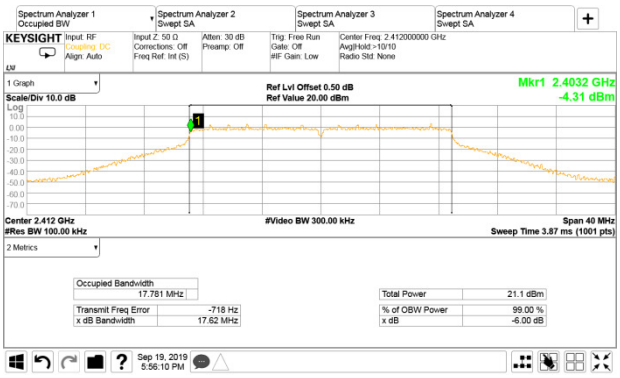	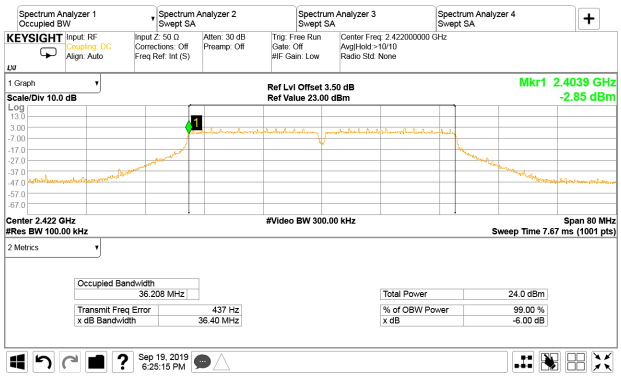
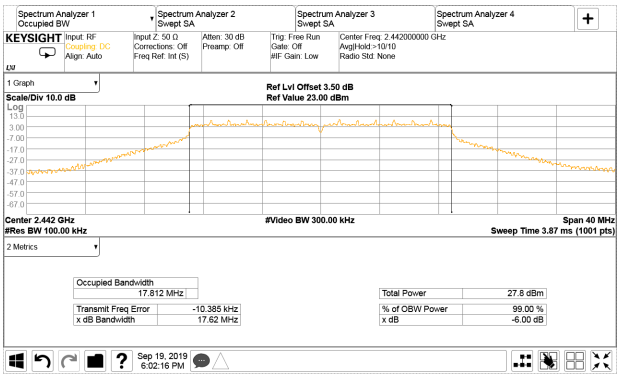	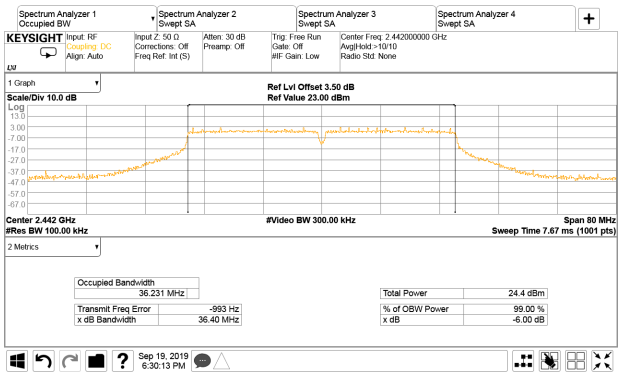
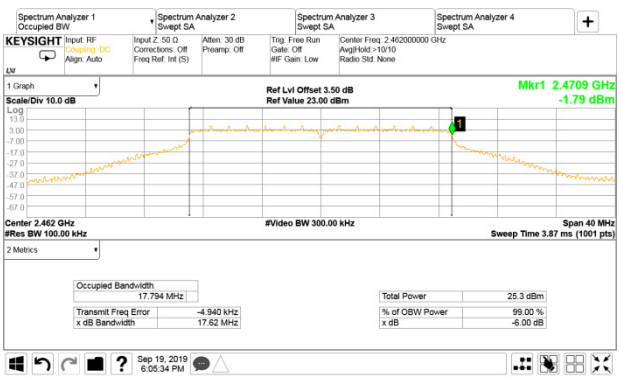	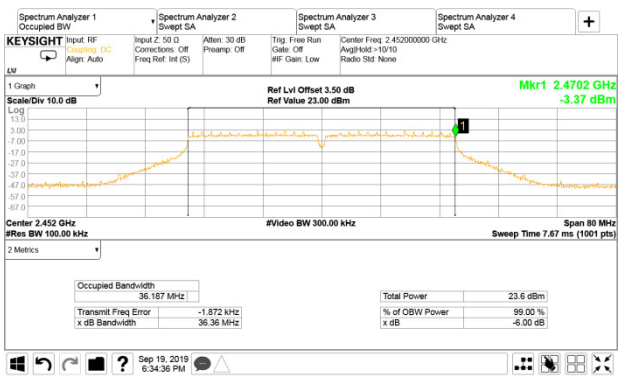
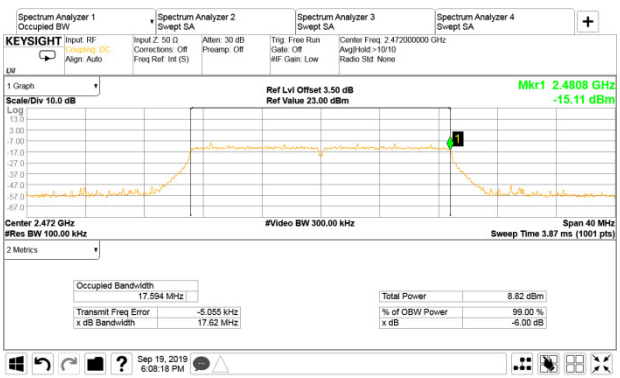	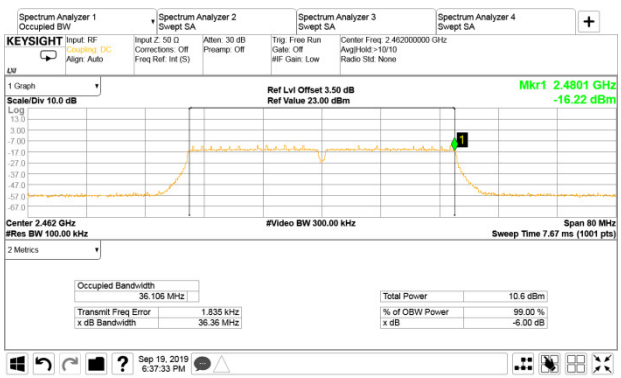

This test report may be reproduced in full only. The document may only be updated by Audix Technology Corp. personnel. Any changes will be noted in the Document History section of the report.

Audix Technology Corp.
No. 53-11, Dingfu, Linkou, Dist.,
New Taipei City244, Taiwan

Tel: +886 2 26099301
Fax: +886 2 26099303

802.11ax-HE20	802.11ax-HE40
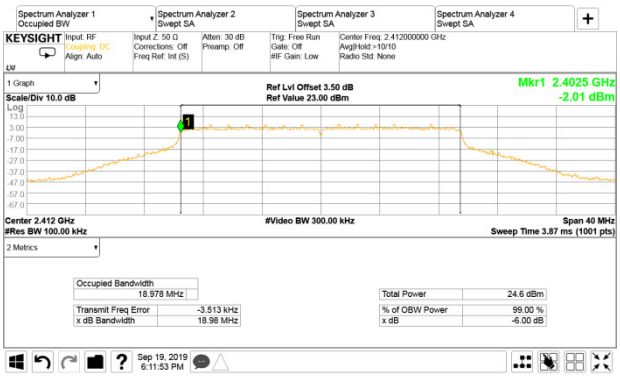	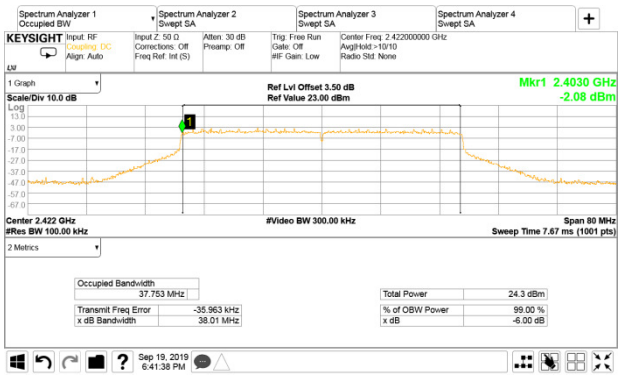
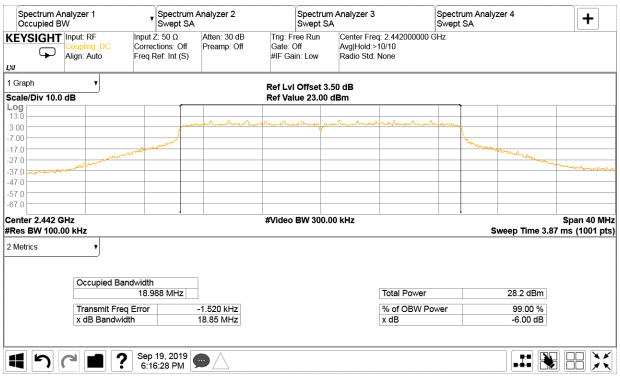	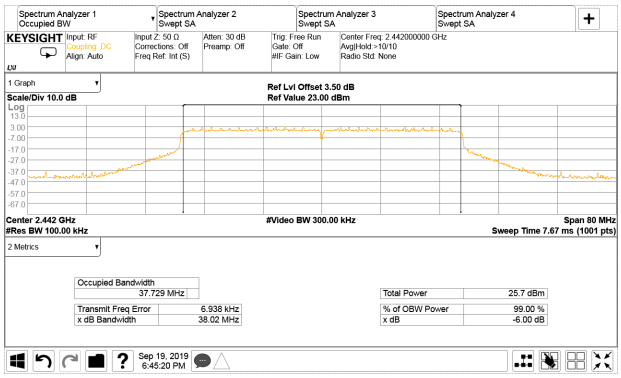
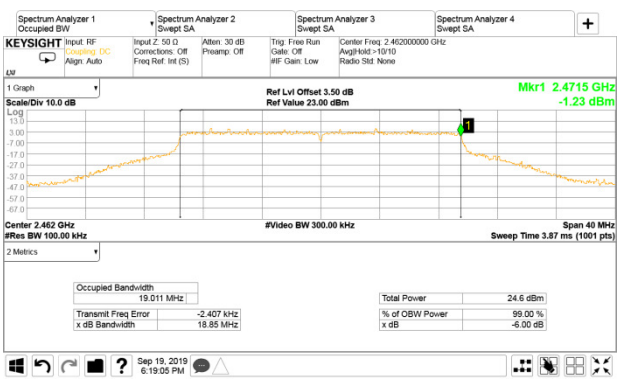	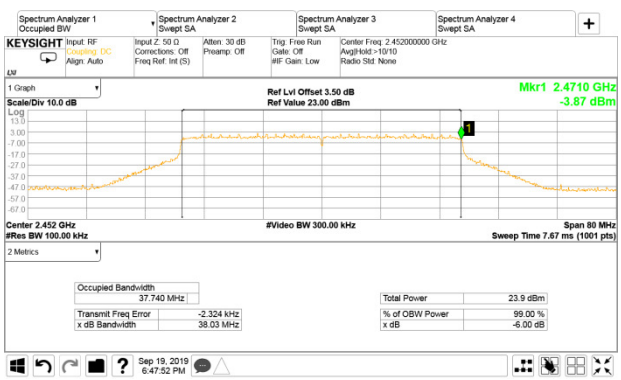
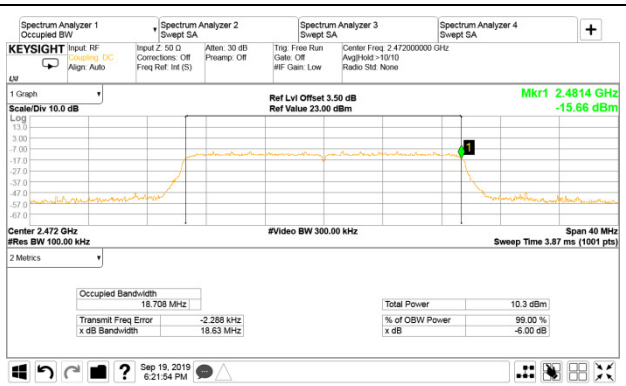	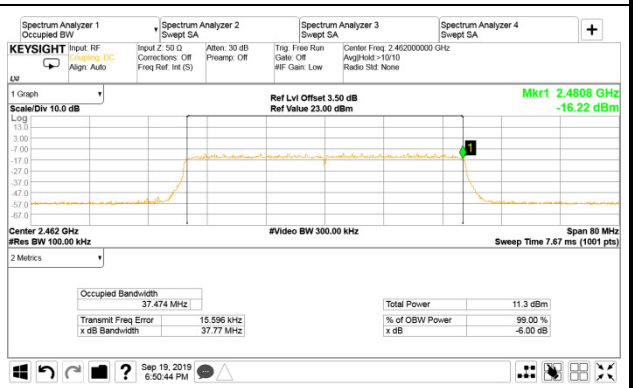

This test report may be reproduced in full only. The document may only be updated by Audix Technology Corp. personnel. Any changes will be noted in the Document History section of the report.

Audix Technology Corp.
No. 53-11, Dingfu, Linkou, Dist.,
New Taipei City244, Taiwan

Tel: +886 2 26099301
Fax: +886 2 26099303

802.11ax-HE20	
2412MHz	2472MHz
RU Configuration: 26/0	RU Configuration: 26/8
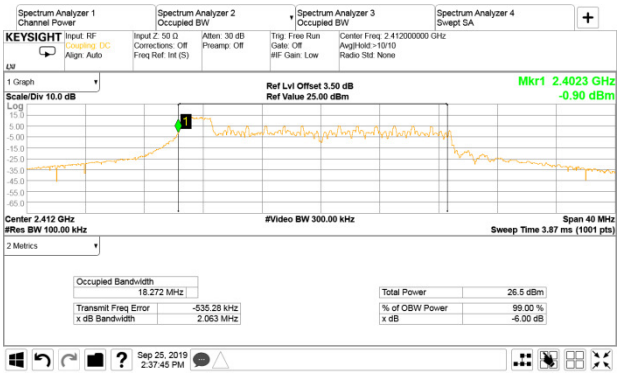	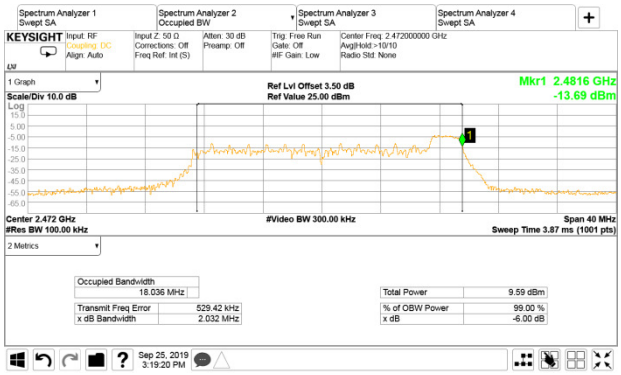
RU Configuration: 52/37	RU Configuration: 52/40
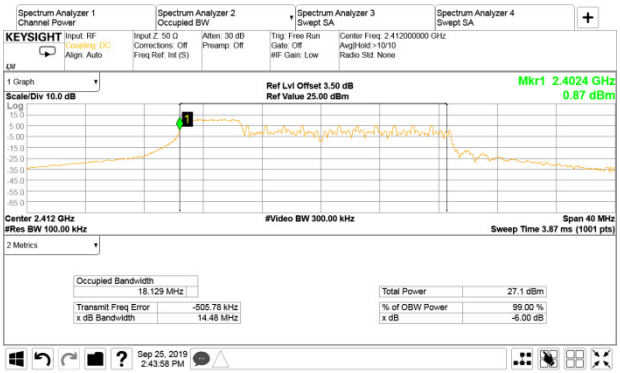	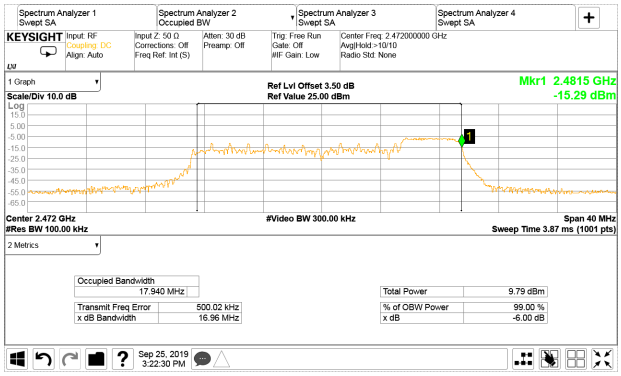
RU Configuration: 106/53	RU Configuration: 106/54
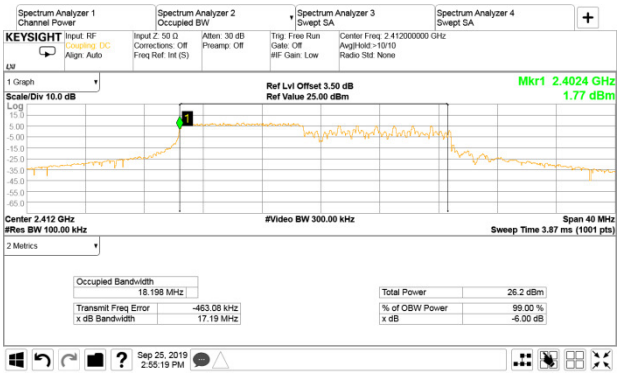	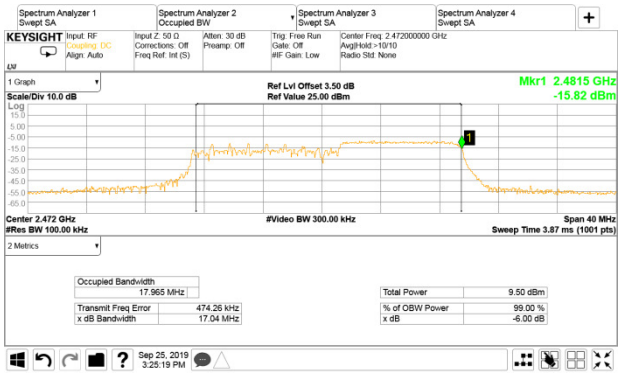

This test report may be reproduced in full only. The document may only be updated by Audix Technology Corp. personnel. Any changes will be noted in the Document History section of the report.

Audix Technology Corp.
No. 53-11, Dingfu, Linkou, Dist.,
New Taipei City244, Taiwan

Tel: +886 2 26099301
Fax: +886 2 26099303

802.11ax-HE40	
2422MHz	2462MHz
RU Configuration: 242/61	RU Configuration: 242/62
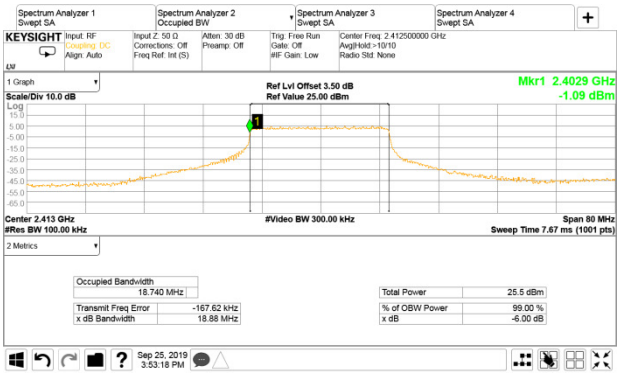	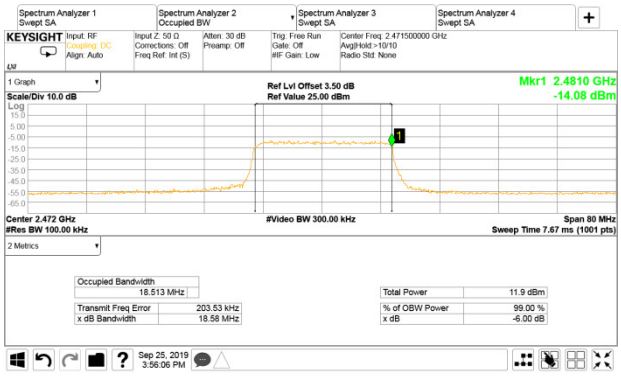

This test report may be reproduced in full only. The document may only be updated by Audix Technology Corp. personnel. Any changes will be noted in the Document History section of the report.

Audix Technology Corp.
No. 53-11, Dingfu, Linkou, Dist.,
New Taipei City244, Taiwan

Tel: +886 2 26099301
Fax: +886 2 26099303

BLE

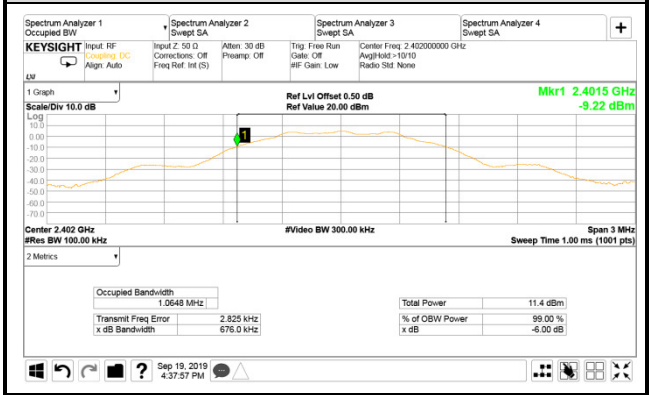

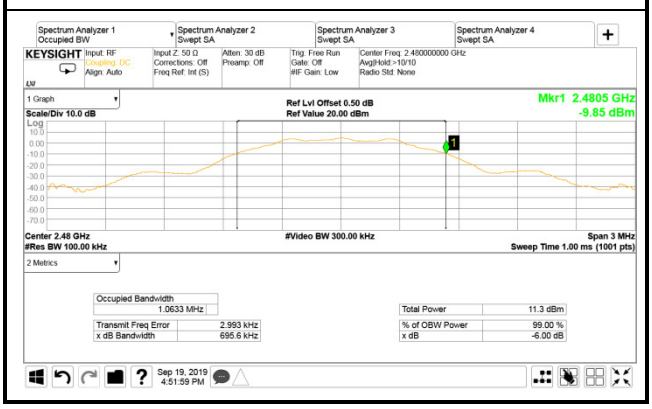

This test report may be reproduced in full only. The document may only be updated by Audix Technology Corp. personnel. Any changes will be noted in the Document History section of the report.

Audix Technology Corp.
No. 53-11, Dingfu, Linkou, Dist.,
New Taipei City244, Taiwan
Tel: +886 2 26099301
Fax: +886 2 26099303

A.4 MAXIMUM PEAK OUTPUT POWER

Test Date	2019/09/18 ~ 27	Temp./Hum.	24~25℃/49~51%
Test Voltage	AC 120V, 60Hz (via AC Adapter)	Tested By	Martin Chen
Cable Loss	---	Test Model	14Z90N

A.4.1 Peak Output Power

Test SKU: SKU #1

Mode	Centre Frequency (MHz)	Peak Output Power (dBm)		Max. Peak Output Power		Antenna Gain (dBi)	Output Power (E.I.R.P.)		Limit
		Chain 0	Chain 1	(dBm)	(W)		(dBm)	(W)	
802.11b	2412	21.72	21.89	21.89	0.155	5.32	27.21	0.526	<30dBm (1W) (Maximum Peak Output Power) <36dBm (4W) (E.I.R.P)
	2417	22.40	22.43	22.43	0.175		27.75	0.596	
	2442	22.53	22.52	22.53	0.179		27.85	0.610	
	2457	22.52	22.41	22.52	0.179		27.84	0.608	
	2462	21.61	21.55	21.61	0.145		26.93	0.493	
	2467	20.72	20.65	20.72	0.118		26.04	0.402	
	2472	15.64	15.56	15.64	0.037		20.96	0.125	

SPOT CHECK

Mode	Centre Frequency (MHz)	Peak Output Power (dBm)		Max. Peak Output Power	
		Chain 0	Chain 1	(dBm)	(W)
802.11b	2412	21.68	21.86	21.86	0.153
	2417	22.36	22.40	22.40	0.174
	2442	22.49	22.51	22.51	0.178
	2457	22.50	22.44	22.50	0.178
	2462	21.60	21.53	21.60	0.145
	2467	20.69	20.64	20.69	0.117
	2472	15.61	15.58	15.61	0.036

Note: 1. The results have been included cable loss.
2. This device embedded with same radio transmitter with FCC ID: BEJNT-15Z90N, IC: 2703H-15Z90N. We did spot check for output power and all output power values keep identical thus we reuse all results except to E.I.R.P. test items.

This test report may be reproduced in full only. The document may only be updated by Audix Technology Corp. personnel. Any changes will be noted in the Document History section of the report.

Audix Technology Corp.
No. 53-11, Dingfu, Linkou, Dist.,
New Taipei City244, Taiwan

Tel: +886 2 26099301
Fax: +886 2 26099303

Mode	Centre Frequency (MHz)	Peak Output Power (dBm)		Max. Peak Output Power		Antenna Gain (dBi)	Output Power (E.I.R.P.)		Limit
		Chain 0	Chain 1	(dBm)	(W)		(dBm)	(W)	
802.11g	2412	21.59	21.78	21.78	0.151	5.32	27.10	0.513	<30dBm (1W) (Maximum Peak Output Power) <36dBm (4W) (E.I.R.P)
	2417	22.49	22.46	22.49	0.177		27.81	0.604	
	2442	23.71	23.81	23.81	0.240		29.13	0.818	
	2457	22.77	22.64	22.77	0.189		28.09	0.644	
	2462	22.14	22.05	22.14	0.164		27.46	0.557	
	2467	19.81	19.79	19.81	0.096		25.13	0.326	
	2472	12.92	12.29	12.92	0.020		18.24	0.067	

SPOT CHECK

Mode	Centre Frequency (MHz)	Peak Output Power (dBm)		Max. Peak Output Power	
		Chain 0	Chain 1	(dBm)	(W)
802.11g	2412	21.58	21.76	21.76	0.150
	2417	22.44	22.45	22.45	0.176
	2442	23.65	23.79	23.79	0.239
	2457	22.74	22.63	22.74	0.188
	2462	22.11	22.04	22.11	0.163
	2467	19.79	19.76	19.79	0.095
	2472	12.89	12.21	12.89	0.019

Note: 1. The results have been included cable loss.
2. This device embedded with same radio transmitter with FCC ID: BEJNT-15Z90N, IC: 2703H-15Z90N. We did spot check for output power and all output power values keep identical thus we reuse all results except to E.I.R.P. test items.

This test report may be reproduced in full only. The document may only be updated by Audix Technology Corp. personnel. Any changes will be noted in the Document History section of the report.

Audix Technology Corp.
No. 53-11, Dingfu, Linkou, Dist.,
New Taipei City244, Taiwan

Tel: +886 2 26099301
Fax: +886 2 26099303

Mode	Centre Frequency (MHz)	Peak Output Power (dBm)		Total Peak Output Power		Antenna Gain (dBi)	Output Power (E.I.R.P.)		Limit
		Chain 0	Chain 1	(dBm)	(W)		(dBm)	(W)	
802.11n-HT20	2412	19.04	19.25	22.16	0.164	5.32	27.48	0.560	<30dBm (1W) (Maximum Peak Output Power) <36dBm (4W) (E.I.R.P)
	2417	20.21	20.11	23.17	0.207		28.49	0.706	
	2442	22.01	21.96	25.00	0.316		30.32	1.076	
	2457	20.38	20.34	23.37	0.217		28.69	0.740	
	2462	19.65	19.51	22.59	0.182		27.91	0.618	
	2467	17.11	17.01	20.07	0.102		25.39	0.346	
	2472	10.01	9.81	12.92	0.020		18.24	0.067	

SPOT CHECK

Mode	Centre Frequency (MHz)	Peak Output Power (dBm)		Total Peak Output Power	
		Chain 0	Chain 1	(dBm)	(W)
802.11n-HT20	2412	18.96	19.32	22.15	0.164
	2417	20.26	20.01	23.15	0.207
	2442	21.98	21.98	24.99	0.316
	2457	20.46	20.24	23.36	0.217
	2462	19.68	19.42	22.56	0.180
	2467	17.15	16.92	20.05	0.101
	2472	10.05	9.74	12.91	0.020

Note: 1. The results have been included cable loss.
2. This device embedded with same radio transmitter with FCC ID: BEJNT-15Z90N, IC: 2703H-15Z90N. We did spot check for output power and all output power values keep identical thus we reuse all results except to E.I.R.P. test items.

This test report may be reproduced in full only. The document may only be updated by Audix Technology Corp. personnel. Any changes will be noted in the Document History section of the report.

Audix Technology Corp.
No. 53-11, Dingfu, Linkou, Dist.,
New Taipei City244, Taiwan
Tel: +886 2 26099301
Fax: +886 2 26099303

Mode	Centre Frequency (MHz)	Peak Output Power (dBm)		Total Peak Output Power		Antenna Gain (dBi)	Output Power (E.I.R.P.)		Limit
		Chain 0	Chain 1	(dBm)	(W)		(dBm)	(W)	
802.11n-HT40	2422	19.32	19.22	22.28	0.169	5.32	27.60	0.575	<30dBm (1W) (Maximum Peak Output Power) <36dBm (4W) (E.I.R.P)
	2427	18.22	18.17	21.21	0.132		26.53	0.450	
	2442	19.96	19.82	22.90	0.195		28.22	0.664	
	2447	19.98	19.93	22.97	0.198		28.29	0.675	
	2452	18.69	18.64	21.68	0.147		27.00	0.501	
	2457	15.36	15.14	18.26	0.067		23.58	0.228	
	2462	12.02	11.02	14.56	0.029		19.88	0.097	

SPOT CHECK

Mode	Centre Frequency (MHz)	Peak Output Power (dBm)		Total Peak Output Power	
		Chain 0	Chain 1	(dBm)	(W)
802.11n-HT40	2422	19.34	19.19	22.28	0.169
	2427	18.13	18.22	21.19	0.132
	2442	19.93	19.73	22.84	0.192
	2447	19.88	19.85	22.88	0.194
	2452	18.78	18.73	21.77	0.150
	2457	15.38	15.22	18.31	0.068
	2462	11.94	11.00	14.51	0.028

Note: 1. The results have been included cable loss.
2. This device embedded with same radio transmitter with FCC ID: BEJNT-15Z90N, IC: 2703H-15Z90N. We did spot check for output power and all output power values keep identical thus we reuse all results except to E.I.R.P. test items.

This test report may be reproduced in full only. The document may only be updated by Audix Technology Corp. personnel. Any changes will be noted in the Document History section of the report.

Audix Technology Corp.
No. 53-11, Dingfu, Linkou, Dist.,
New Taipei City244, Taiwan
Tel: +886 2 26099301
Fax: +886 2 26099303

Mode	Centre Frequency (MHz)	Peak Output Power (dBm)		Total Peak Output Power		Antenna Gain (dBi)	Output Power (E.I.R.P.)		Limit
		Chain 0	Chain 1	(dBm)	(W)		(dBm)	(W)	
802.11ax-HE20	2412	18.98	19.22	22.11	0.163	5.32	27.43	0.553	<30dBm (1W) (Maximum Peak Output Power) <36dBm (4W) (E.I.R.P)
	2417	20.23	20.17	23.21	0.209		28.53	0.713	
	2442	21.93	21.95	24.95	0.313		30.27	1.064	
	2457	20.40	20.21	23.32	0.215		28.64	0.731	
	2462	19.63	19.53	22.59	0.182		27.91	0.618	
	2467	16.98	17.04	20.02	0.100		25.34	0.342	
	2472	10.21	9.91	13.07	0.020		18.39	0.069	

Note: The results have been included cable loss.

SPOT CHECK

Mode	Centre Frequency (MHz)	Peak Output Power (dBm)		Total Peak Output Power	
		Chain 0	Chain 1	(dBm)	(W)
802.11ax-HE20	2412	18.89	19.13	22.02	0.159
	2417	20.26	20.25	23.27	0.212
	2442	21.96	21.99	24.99	0.316
	2457	20.37	20.26	23.33	0.215
	2462	19.66	19.53	22.61	0.182
	2467	17.07	16.98	20.04	0.101
	2472	10.24	9.85	13.06	0.020

Note: 1. The results have been included cable loss.
2. This device embedded with same radio transmitter with FCC ID: BEJNT-15Z90N, IC: 2703H-15Z90N. We did spot check for output power and all output power values keep identical thus we reuse all results except to E.I.R.P. test items.

This test report may be reproduced in full only. The document may only be updated by Audix Technology Corp. personnel. Any changes will be noted in the Document History section of the report.

Audix Technology Corp.
No. 53-11, Dingfu, Linkou, Dist.,
New Taipei City244, Taiwan
Tel: +886 2 26099301
Fax: +886 2 26099303

Mode	Centre Frequency (MHz)	Peak Output Power (dBm)		Total Peak Output Power		Antenna Gain (dBi)	Output Power (E.I.R.P.)		Limit
		Chain 0	Chain 1	(dBm)	(W)		(dBm)	(W)	
802.11ax-HE40	2422	19.08	19.13	22.12	0.163	5.32	27.44	0.555	<30dBm (1W) (Maximum Peak Output Power) <36dBm (4W) (E.I.R.P)
	2427	18.02	17.94	20.99	0.126		26.31	0.428	
	2442	19.84	19.79	22.83	0.192		28.15	0.653	
	2447	19.81	19.73	22.78	0.190		28.10	0.646	
	2452	18.35	18.41	21.39	0.138		26.71	0.469	
	2457	15.11	14.94	18.04	0.064		23.36	0.217	
	2462	11.93	10.60	14.33	0.027		19.65	0.092	

SPOT CHECK

Mode	Centre Frequency (MHz)	Peak Output Power (dBm)		Total Peak Output Power	
		Chain 0	Chain 1	(dBm)	(W)
802.11ax-HE40	2422	19.13	19.11	22.13	0.163
	2427	17.95	17.97	20.97	0.125
	2442	19.78	19.83	22.82	0.191
	2447	19.71	19.77	22.75	0.188
	2452	18.38	18.43	21.42	0.139
	2457	15.18	14.91	18.06	0.064
	2462	11.98	10.61	14.36	0.027

Note: 1. The results have been included cable loss.
2. This device embedded with same radio transmitter with FCC ID: BEJNT-15Z90N, IC: 2703H-15Z90N. We did spot check for output power and all output power values keep identical thus we reuse all results except to E.I.R.P. test items.

This test report may be reproduced in full only. The document may only be updated by Audix Technology Corp. personnel. Any changes will be noted in the Document History section of the report.

Audix Technology Corp.
No. 53-11, Dingfu, Linkou, Dist.,
New Taipei City244, Taiwan
Tel: +886 2 26099301
Fax: +886 2 26099303

Mode	RU Configuration	Centre Frequency (MHz)	Peak Output Power (dBm)		Total Peak Output Power		Antenna Gain (dBi)	Output Power (E.I.R.P.)		Limit
			Chain 0	Chain 1	(dBm)	(W)		(dBm)	(W)	
802.11ax-HE20	26/0	2412	23.52	23.65	26.60	0.457	5.32	31.92	1.556	<30dBm (1W) (Maximum Peak Output Power) <36dBm (4W) (E.I.R.P)
	52/37		23.55	23.62	26.60	0.457		31.92	1.556	
	106/53		23.42	23.67	26.56	0.453		31.88	1.542	
	26/8	2472	10.74	10.07	13.43	0.022		18.75	0.075	
	52/40		10.93	10.11	13.55	0.023		18.87	0.077	
	106/54		10.97	10.24	13.63	0.023		18.95	0.079	

SPOT CHECK

Mode	RU Configuration	Centre Frequency (MHz)	Peak Output Power (dBm)		Total Peak Output Power	
			Chain 0	Chain 1	(dBm)	(W)
802.11ax-HE20	26/0	2412	23.50	23.66	26.59	0.456
	52/37		23.60	23.57	26.60	0.457
	106/53		23.40	23.66	26.54	0.451
	26/8	2472	10.78	10.01	13.42	0.022
	52/40		10.96	10.07	13.55	0.023
	106/54		11.02	10.28	13.68	0.023

Note: 1. The results have been included cable loss.
2. This device embedded with same radio transmitter with FCC ID: BEJNT-15Z90N, IC: 2703H-15Z90N. We did spot check for output power and all output power values keep identical thus we reuse all results except to E.I.R.P. test items.

This test report may be reproduced in full only. The document may only be updated by Audix Technology Corp. personnel. Any changes will be noted in the Document History section of the report.

Audix Technology Corp.
No. 53-11, Dingfu, Linkou, Dist.,
New Taipei City244, Taiwan
Tel: +886 2 26099301
Fax: +886 2 26099303

Mode	RU Configuration	Centre Frequency (MHz)	Peak Output Power (dBm)		Total Peak Output Power		Antenna Gain (dBi)	Output Power (E.I.R.P.)		Limit
			Chain 0	Chain 1	(dBm)	(W)		(dBm)	(W)	
802.11ax-HE40	242/61	2422	23.44	13.65	23.87	0.244	5.32	29.19	0.830	<30dBm (1W) (Maximum Peak Output Power) <36dBm (4W) (E.I.R.P)
	242/62	2467	14.18	14.08	17.14	0.052		22.46	0.176	

SPOT CHECK

Mode	RU Configuration	Centre Frequency (MHz)	Peak Output Power (dBm)		Total Peak Output Power	
			Chain 0	Chain 1	(dBm)	(W)
802.11ax-HE40	242/61	2422	23.38	13.63	23.82	0.241
	242/62	2467	14.15	14.07	17.12	0.052

Note: 1. The results have been included cable loss.
2. This device embedded with same radio transmitter with FCC ID: BEJNT-15Z90N, IC: 2703H-15Z90N. We did spot check for output power and all output power values keep identical thus we reuse all results except to E.I.R.P. test items.

This test report may be reproduced in full only. The document may only be updated by Audix Technology Corp. personnel. Any changes will be noted in the Document History section of the report.

Audix Technology Corp.
No. 53-11, Dingfu, Linkou, Dist.,
New Taipei City244, Taiwan
Tel: +886 2 26099301
Fax: +886 2 26099303

Mode	Centre Frequency (MHz)	Peak Output Power (dBm)		Max. Peak Output Power		Antenna Gain (dBi)	Output Power (E.I.R.P.)		Limit
		Chain 0	Chain 1	(dBm)	(W)		(dBm)	(W)	
BLE (1M)	2402	4.85	---	4.85	0.003	5.32	10.17	0.010	<30dBm (1W) (Maximum Peak Output Power) <36dBm (4W) (E.I.R.P)
	2440	5.37	---	5.37	0.003		10.69	0.012	
	2480	4.66	---	4.66	0.003		9.98	0.010	
BLE (2M)	2402	4.84	---	4.84	0.003		10.16	0.010	
	2440	5.37	---	5.37	0.003		10.69	0.012	
	2480	4.66	---	4.66	0.003		9.98	0.010	
BLE (PHY Coded S2)	2402	4.82	---	4.82	0.003		10.14	0.010	
	2440	5.36	---	5.36	0.003		10.68	0.012	
	2480	4.65	---	4.65	0.003		9.97	0.010	
BLE (PHY Coded S8)	2402	4.82	---	4.82	0.003		10.14	0.010	
	2440	5.36	---	5.36	0.003		10.68	0.012	
	2480	4.65	---	4.65	0.003		9.97	0.010	

SPOT CHECK

Mode	Centre Frequency (MHz)	Peak Output Power (dBm)		Max. Peak Output Power	
		Chain 0	Chain 1	(dBm)	(W)
BLE (1M)	2402	4.88	---	4.88	0.003
	2440	5.36	---	5.36	0.003
	2480	4.61	---	4.61	0.003

Note: 1. The results have been included cable loss.
2. This device embedded with same radio transmitter with FCC ID: BEJNT-15Z90N, IC: 2703H-15Z90N. We did spot check for output power and all output power values keep identical thus we reuse all results except to E.I.R.P. test items.

This test report may be reproduced in full only. The document may only be updated by Audix Technology Corp. personnel. Any changes will be noted in the Document History section of the report.

Audix Technology Corp.
No. 53-11, Dingfu, Linkou, Dist.,
New Taipei City244, Taiwan
Tel: +886 2 26099301
Fax: +886 2 26099303

Test SKU: SKU #2

Mode	Centre Frequency (MHz)	Peak Output Power (dBm)		Max. Peak Output Power		Antenna Gain (dBi)	Output Power (E.I.R.P.)		Limit
		Chain 0	Chain 1	(dBm)	(W)		(dBm)	(W)	
802.11b	2412	21.72	21.89	21.89	0.155	4.9	26.79	0.478	<30dBm (1W) (Maximum Peak Output Power) <36dBm (4W) (E.I.R.P)
	2417	22.40	22.43	22.43	0.175		27.33	0.541	
	2442	22.53	22.52	22.53	0.179		27.43	0.553	
	2457	22.52	22.41	22.52	0.179		27.42	0.552	
	2462	21.61	21.55	21.61	0.145		26.51	0.448	
	2467	20.72	20.65	20.72	0.118		25.62	0.365	
	2472	15.64	15.56	15.64	0.037		20.54	0.113	

SPOT CHECK

Mode	Centre Frequency (MHz)	Peak Output Power (dBm)		Max. Peak Output Power	
		Chain 0	Chain 1	(dBm)	(W)
802.11b	2412	21.68	21.86	21.86	0.153
	2417	22.36	22.40	22.40	0.174
	2442	22.49	22.51	22.51	0.178
	2457	22.50	22.44	22.50	0.178
	2462	21.60	21.53	21.60	0.145
	2467	20.69	20.64	20.69	0.117
	2472	15.61	15.58	15.61	0.036

Note: 1. The results have been included cable loss.
2. This device embedded with same radio transmitter with FCC ID: BEJNT-15Z90N, IC: 2703H-15Z90N. We did spot check for output power and all output power values keep identical thus we reuse all results except to E.I.R.P. test items.

This test report may be reproduced in full only. The document may only be updated by Audix Technology Corp. personnel. Any changes will be noted in the Document History section of the report.

Audix Technology Corp.
No. 53-11, Dingfu, Linkou, Dist.,
New Taipei City244, Taiwan
Tel: +886 2 26099301
Fax: +886 2 26099303

Mode	Centre Frequency (MHz)	Peak Output Power (dBm)		Max. Peak Output Power		Antenna Gain (dBi)	Output Power (E.I.R.P.)		Limit
		Chain 0	Chain 1	(dBm)	(W)		(dBm)	(W)	
802.11g	2412	21.59	21.78	21.78	0.151	4.9	26.68	0.466	<30dBm (1W) (Maximum Peak Output Power) <36dBm (4W) (E.I.R.P)
	2417	22.49	22.46	22.49	0.177		27.39	0.548	
	2442	23.71	23.81	23.81	0.240		28.71	0.743	
	2457	22.77	22.64	22.77	0.189		27.67	0.585	
	2462	22.14	22.05	22.14	0.164		27.04	0.506	
	2467	19.81	19.79	19.81	0.096		24.71	0.296	
	2472	12.92	12.29	12.92	0.020		17.82	0.061	

SPOT CHECK

Mode	Centre Frequency (MHz)	Peak Output Power (dBm)		Max. Peak Output Power	
		Chain 0	Chain 1	(dBm)	(W)
802.11g	2412	21.58	21.76	21.76	0.150
	2417	22.44	22.45	22.45	0.176
	2442	23.65	23.79	23.79	0.239
	2457	22.74	22.63	22.74	0.188
	2462	22.11	22.04	22.11	0.163
	2467	19.79	19.76	19.79	0.095
	2472	12.89	12.21	12.89	0.019

Note: 1. The results have been included cable loss.
2. This device embedded with same radio transmitter with FCC ID: BEJNT-15Z90N, IC: 2703H-15Z90N. We did spot check for output power and all output power values keep identical thus we reuse all results except to E.I.R.P. test items.

This test report may be reproduced in full only. The document may only be updated by Audix Technology Corp. personnel. Any changes will be noted in the Document History section of the report.

Audix Technology Corp.
No. 53-11, Dingfu, Linkou, Dist.,
New Taipei City244, Taiwan
Tel: +886 2 26099301
Fax: +886 2 26099303

Mode	Centre Frequency (MHz)	Peak Output Power (dBm)		Total Peak Output Power		Antenna Gain (dBi)	Output Power (E.I.R.P.)		Limit
		Chain 0	Chain 1	(dBm)	(W)		(dBm)	(W)	
802.11n-HT20	2412	19.04	19.25	22.16	0.164	4.9	27.06	0.508	<30dBm (1W) (Maximum Peak Output Power) <36dBm (4W) (E.I.R.P)
	2417	20.21	20.11	23.17	0.207		28.07	0.641	
	2442	22.01	21.96	25.00	0.316		29.90	0.977	
	2457	20.38	20.34	23.37	0.217		28.27	0.671	
	2462	19.65	19.51	22.59	0.182		27.49	0.561	
	2467	17.11	17.01	20.07	0.102		24.97	0.314	
	2472	10.01	9.81	12.92	0.020		17.82	0.061	

SPOT CHECK

Mode	Centre Frequency (MHz)	Peak Output Power (dBm)		Total Peak Output Power	
		Chain 0	Chain 1	(dBm)	(W)
802.11n-HT20	2412	18.96	19.32	22.15	0.164
	2417	20.26	20.01	23.15	0.207
	2442	21.98	21.98	24.99	0.316
	2457	20.46	20.24	23.36	0.217
	2462	19.68	19.42	22.56	0.180
	2467	17.15	16.92	20.05	0.101
	2472	10.05	9.74	12.91	0.020

Note: 1. The results have been included cable loss.
2. This device embedded with same radio transmitter with FCC ID: BEJNT-15Z90N, IC: 2703H-15Z90N. We did spot check for output power and all output power values keep identical thus we reuse all results except to E.I.R.P. test items.

This test report may be reproduced in full only. The document may only be updated by Audix Technology Corp. personnel. Any changes will be noted in the Document History section of the report.

Audix Technology Corp.
No. 53-11, Dingfu, Linkou, Dist.,
New Taipei City244, Taiwan
Tel: +886 2 26099301
Fax: +886 2 26099303

Mode	Centre Frequency (MHz)	Peak Output Power (dBm)		Total Peak Output Power		Antenna Gain (dBi)	Output Power (E.I.R.P.)		Limit
		Chain 0	Chain 1	(dBm)	(W)		(dBm)	(W)	
802.11n-HT40	2422	19.32	19.22	22.28	0.169	4.9	27.18	0.522	<30dBm (1W) (Maximum Peak Output Power) <36dBm (4W) (E.I.R.P)
	2427	18.22	18.17	21.21	0.132		26.11	0.408	
	2442	19.96	19.82	22.90	0.195		27.80	0.603	
	2447	19.98	19.93	22.97	0.198		27.87	0.612	
	2452	18.69	18.64	21.68	0.147		26.58	0.455	
	2457	15.36	15.14	18.26	0.067		23.16	0.207	
	2462	12.02	11.02	14.56	0.029		19.46	0.088	

SPOT CHECK

Mode	Centre Frequency (MHz)	Peak Output Power (dBm)		Total Peak Output Power	
		Chain 0	Chain 1	(dBm)	(W)
802.11n-HT40	2422	19.34	19.19	22.28	0.169
	2427	18.13	18.22	21.19	0.132
	2442	19.93	19.73	22.84	0.192
	2447	19.88	19.85	22.88	0.194
	2452	18.78	18.73	21.77	0.150
	2457	15.38	15.22	18.31	0.068
	2462	11.94	11.00	14.51	0.028

Note: 1. The results have been included cable loss.
2. This device embedded with same radio transmitter with FCC ID: BEJNT-15Z90N, IC: 2703H-15Z90N. We did spot check for output power and all output power values keep identical thus we reuse all results except to E.I.R.P. test items.

This test report may be reproduced in full only. The document may only be updated by Audix Technology Corp. personnel. Any changes will be noted in the Document History section of the report.

Audix Technology Corp.
No. 53-11, Dingfu, Linkou, Dist.,
New Taipei City244, Taiwan
Tel: +886 2 26099301
Fax: +886 2 26099303

Mode	Centre Frequency (MHz)	Peak Output Power (dBm)		Total Peak Output Power		Antenna Gain (dBi)	Output Power (E.I.R.P.)		Limit
		Chain 0	Chain 1	(dBm)	(W)		(dBm)	(W)	
802.11ax-HE20	2412	18.98	19.22	22.11	0.163	4.9	27.01	0.502	<30dBm (1W) (Maximum Peak Output Power) <36dBm (4W) (E.I.R.P)
	2417	20.23	20.17	23.21	0.209		28.11	0.647	
	2442	21.93	21.95	24.95	0.313		29.85	0.966	
	2457	20.40	20.21	23.32	0.215		28.22	0.664	
	2462	19.63	19.53	22.59	0.182		27.49	0.561	
	2467	16.98	17.04	20.02	0.100		24.92	0.310	
	2472	10.21	9.91	13.07	0.020		17.97	0.063	

SPOT CHECK

Mode	Centre Frequency (MHz)	Peak Output Power (dBm)		Total Peak Output Power	
		Chain 0	Chain 1	(dBm)	(W)
802.11ax-HE20	2412	18.89	19.13	22.02	0.159
	2417	20.26	20.25	23.27	0.212
	2442	21.96	21.99	24.99	0.316
	2457	20.37	20.26	23.33	0.215
	2462	19.66	19.53	22.61	0.182
	2467	17.07	16.98	20.04	0.101
	2472	10.24	9.85	13.06	0.020

Note: 1. The results have been included cable loss.
2. This device embedded with same radio transmitter with FCC ID: BEJNT-15Z90N, IC: 2703H-15Z90N. We did spot check for output power and all output power values keep identical thus we reuse all results except to E.I.R.P. test items.

This test report may be reproduced in full only. The document may only be updated by Audix Technology Corp. personnel. Any changes will be noted in the Document History section of the report.

Audix Technology Corp.
No. 53-11, Dingfu, Linkou, Dist.,
New Taipei City244, Taiwan
Tel: +886 2 26099301
Fax: +886 2 26099303

Mode	Centre Frequency (MHz)	Peak Output Power (dBm)		Total Peak Output Power		Antenna Gain (dBi)	Output Power (E.I.R.P.)		Limit
		Chain 0	Chain 1	(dBm)	(W)		(dBm)	(W)	
802.11ax-HE40	2422	19.08	19.13	22.12	0.163	4.9	27.02	0.504	<30dBm (1W) (Maximum Peak Output Power) <36dBm (4W) (E.I.R.P)
	2427	18.02	17.94	20.99	0.126		25.89	0.388	
	2442	19.84	19.79	22.83	0.192		27.73	0.593	
	2447	19.81	19.73	22.78	0.190		27.68	0.586	
	2452	18.35	18.41	21.39	0.138		26.29	0.426	
	2457	15.11	14.94	18.04	0.064		22.94	0.197	
	2462	11.93	10.60	14.33	0.027		19.23	0.084	

Note: The results have been included cable loss.

SPOT CHECK

Mode	Centre Frequency (MHz)	Peak Output Power (dBm)		Total Peak Output Power	
		Chain 0	Chain 1	(dBm)	(W)
802.11ax-HE40	2422	19.13	19.11	22.13	0.163
	2427	17.95	17.97	20.97	0.125
	2442	19.78	19.83	22.82	0.191
	2447	19.71	19.77	22.75	0.188
	2452	18.38	18.43	21.42	0.139
	2457	15.18	14.91	18.06	0.064
	2462	11.98	10.61	14.36	0.027

Note: 1. The results have been included cable loss.
2. This device embedded with same radio transmitter with FCC ID: BEJNT-15Z90N, IC: 2703H-15Z90N. We did spot check for output power and all output power values keep identical thus we reuse all results except to E.I.R.P. test items.

This test report may be reproduced in full only. The document may only be updated by Audix Technology Corp. personnel. Any changes will be noted in the Document History section of the report.

Audix Technology Corp.
No. 53-11, Dingfu, Linkou, Dist.,
New Taipei City244, Taiwan
Tel: +886 2 26099301
Fax: +886 2 26099303

Mode	RU Configuration	Centre Frequency (MHz)	Peak Output Power (dBm)		Total Peak Output Power		Antenna Gain (dBi)	Output Power (E.I.R.P.)		Limit
			Chain 0	Chain 1	(dBm)	(W)		(dBm)	(W)	
802.11ax-HE20	26/0	2412	23.52	23.65	26.60	0.457	4.9	31.50	1.413	<30dBm (1W) (Maximum Peak Output Power) <36dBm (4W) (E.I.R.P)
	52/37		23.55	23.62	26.60	0.457		31.50	1.413	
	106/53		23.42	23.67	26.56	0.453		31.46	1.400	
	26/8	2472	10.74	10.07	13.43	0.022		18.33	0.068	
	52/40		10.93	10.11	13.55	0.023		18.45	0.070	
	106/54		10.97	10.24	13.63	0.023		18.53	0.071	

SPOT CHECK

Mode	RU Configuration	Centre Frequency (MHz)	Peak Output Power (dBm)		Total Peak Output Power	
			Chain 0	Chain 1	(dBm)	(W)
802.11ax-HE20	26/0	2412	23.50	23.66	26.59	0.456
	52/37		23.60	23.57	26.60	0.457
	106/53		23.40	23.66	26.54	0.451
	26/8	2472	10.78	10.01	13.42	0.022
	52/40		10.96	10.07	13.55	0.023
	106/54		11.02	10.28	13.68	0.023

Note: 1. The results have been included cable loss.
2. This device embedded with same radio transmitter with FCC ID: BEJNT-15Z90N, IC: 2703H-15Z90N. We did spot check for output power and all output power values keep identical thus we reuse all results except to E.I.R.P. test items.

This test report may be reproduced in full only. The document may only be updated by Audix Technology Corp. personnel. Any changes will be noted in the Document History section of the report.

Audix Technology Corp.
No. 53-11, Dingfu, Linkou, Dist.,
New Taipei City244, Taiwan
Tel: +886 2 26099301
Fax: +886 2 26099303

Mode	RU Configuration	Centre Frequency (MHz)	Peak Output Power (dBm)		Total Peak Output Power		Antenna Gain (dBi)	Output Power (E.I.R.P.)		Limit
			Chain 0	Chain 1	(dBm)	(W)		(dBm)	(W)	
802.11ax-HE40	242/61	2422	23.44	13.65	23.87	0.244	4.9	28.77	0.753	<30dBm (1W) (Maximum Peak Output Power) <36dBm (4W) (E.I.R.P)
	242/62	2467	14.18	14.08	17.14	0.052		22.04	0.160	

Note: The results have been included cable loss.

SPOT CHECK

Mode	RU Configuration	Centre Frequency (MHz)	Peak Output Power (dBm)		Total Peak Output Power	
			Chain 0	Chain 1	(dBm)	(W)
802.11ax-HE40	242/61	2422	23.38	13.63	23.82	0.241
	242/62	2467	14.15	14.07	17.12	0.052

Note: 1. The results have been included cable loss.
2. This device embedded with same radio transmitter with FCC ID: BEJNT-15Z90N, IC: 2703H-15Z90N. We did spot check for output power and all output power values keep identical thus we reuse all results except to E.I.R.P. test items.

This test report may be reproduced in full only. The document may only be updated by Audix Technology Corp. personnel. Any changes will be noted in the Document History section of the report.

Audix Technology Corp.
No. 53-11, Dingfu, Linkou, Dist.,
New Taipei City244, Taiwan
Tel: +886 2 26099301
Fax: +886 2 26099303

Mode	Centre Frequency (MHz)	Peak Output Power (dBm)		Max. Peak Output Power		Antenna Gain (dBi)	Output Power (E.I.R.P.)		Limit
		Chain 0	Chain 1	(dBm)	(W)		(dBm)	(W)	
BLE (1M)	2402	4.85	---	4.85	0.003	4.2	9.05	0.008	<30dBm (1W) (Maximum Peak Output Power) <36dBm (4W) (E.I.R.P)
	2440	5.37	---	5.37	0.003		9.57	0.009	
	2480	4.66	---	4.66	0.003		8.86	0.008	
BLE (2M)	2402	4.84	---	4.84	0.003		9.04	0.008	
	2440	5.37	---	5.37	0.003		9.57	0.009	
	2480	4.66	---	4.66	0.003		8.86	0.008	
BLE (PHY Coded S2)	2402	4.82	---	4.82	0.003		9.02	0.008	
	2440	5.36	---	5.36	0.003		9.56	0.009	
	2480	4.65	---	4.65	0.003		8.85	0.008	
BLE (PHY Coded S8)	2402	4.82	---	4.82	0.003		9.02	0.008	
	2440	5.36	---	5.36	0.003		9.56	0.009	
	2480	4.65	---	4.65	0.003		8.85	0.008	

Note: The results have been included cable loss.

SPOT CHECK

Mode	Centre Frequency (MHz)	Peak Output Power (dBm)		Max. Peak Output Power	
		Chain 0	Chain 1	(dBm)	(W)
BLE (1M)	2402	4.88	---	4.88	0.003
	2440	5.36	---	5.36	0.003
	2480	4.61	---	4.61	0.003

Note: 1. The results have been included cable loss.
2. This device embedded with same radio transmitter with FCC ID: BEJNT-15Z90N, IC: 2703H-15Z90N. We did spot check for output power and all output power values keep identical thus we reuse all results except to E.I.R.P. test items.

This test report may be reproduced in full only. The document may only be updated by Audix Technology Corp. personnel. Any changes will be noted in the Document History section of the report.

Audix Technology Corp.
No. 53-11, Dingfu, Linkou, Dist.,
New Taipei City244, Taiwan
Tel: +886 2 26099301
Fax: +886 2 26099303

A.4.2 Average Output Power (Reporting only)

Test SKU: SKU #1

Mode	Centre Frequency (MHz)	Average Output Power (dBm)		10log (1/X)	Max. Average Output Power		Antenna Gain (dBi)	Average Output Power (E.I.R.P.)		Limit
		Chain 0	Chain 1		(dBm)	(W)		(dBm)	(W)	
802.11b	2412	19.16	19.35	0	19.35	0.086	5.32	24.67	0.293	<30dBm (1W) (Maximum Peak Output Power) <36dBm (4W) (E.I.R.P)
	2417	19.91	19.96		19.96	0.099		25.28	0.337	
	2442	20.04	20.02		20.04	0.101		25.36	0.344	
	2457	20.02	19.95		20.02	0.100		25.34	0.342	
	2462	19.08	18.91		19.08	0.081		24.40	0.275	
	2467	18.18	18.08		18.18	0.066		23.50	0.224	
	2472	13.08	13.05		13.08	0.020		18.40	0.069	

SPOT CHECK

Mode	Centre Frequency (MHz)	Average Output Power (dBm)		10log (1/X)	Max. Average Output Power	
		Chain 0	Chain 1		(dBm)	(W)
802.11b	2412	19.12	19.36	0	19.36	0.086
	2417	19.85	19.95		19.95	0.099
	2442	20.08	20.01		20.08	0.102
	2457	20.08	20.01		20.08	0.102
	2462	19.11	18.86		19.11	0.081
	2467	18.22	18.04		18.22	0.066
	2472	13.14	13.10		13.14	0.021

Note: 1. The results have been included cable loss.
2. This device embedded with same radio transmitter with FCC ID: BEJNT-15Z90N, IC: 2703H-15Z90N. We did spot check for output power and all output power values keep identical thus we reuse all results except to E.I.R.P. test items.

This test report may be reproduced in full only. The document may only be updated by Audix Technology Corp. personnel. Any changes will be noted in the Document History section of the report.

Audix Technology Corp.
No. 53-11, Dingfu, Linkou, Dist.,
New Taipei City244, Taiwan
Tel: +886 2 26099301
Fax: +886 2 26099303

Mode	Centre Frequency (MHz)	Average Output Power (dBm)		10log (1/X)	Max. Average Output Power		Antenna Gain (dBi)	Average Output Power (E.I.R.P.)		Limit
		Chain 0	Chain 1		(dBm)	(W)		(dBm)	(W)	
802.11g	2412	16.72	16.91	0	16.91	0.049	5.32	22.23	0.167	<30dBm (1W) (Maximum Peak Output Power) <36dBm (4W) (E.I.R.P)
	2417	17.94	17.9		17.94	0.062		23.26	0.212	
	2442	19.63	19.74		19.74	0.094		25.06	0.321	
	2457	18.21	18.05		18.21	0.066		23.53	0.225	
	2462	17.47	17.37		17.47	0.056		22.79	0.190	
	2467	14.79	14.78		14.79	0.030		20.11	0.103	
	2472	1.52	1.28		1.52	0.001		6.84	0.005	

SPOT CHECK

Mode	Centre Frequency (MHz)	Average Output Power (dBm)		10log (1/X)	Max. Average Output Power	
		Chain 0	Chain 1		(dBm)	(W)
802.11g	2412	16.73	16.89	0	16.89	0.049
	2417	17.90	17.91		17.91	0.062
	2442	19.57	19.75		19.75	0.094
	2457	18.22	18.03		18.22	0.066
	2462	17.46	17.30		17.46	0.056
	2467	14.80	14.85		14.85	0.031
	2472	1.46	1.32		1.46	0.001

Note: 1. The results have been included cable loss.
2. This device embedded with same radio transmitter with FCC ID: BEJNT-15Z90N, IC: 2703H-15Z90N. We did spot check for output power and all output power values keep identical thus we reuse all results except to E.I.R.P. test items.

This test report may be reproduced in full only. The document may only be updated by Audix Technology Corp. personnel. Any changes will be noted in the Document History section of the report.

Audix Technology Corp.
No. 53-11, Dingfu, Linkou, Dist.,
New Taipei City244, Taiwan
Tel: +886 2 26099301
Fax: +886 2 26099303

Mode	Centre Frequency (MHz)	Average Output Power (dBm)		10log (1/X)	Total Average Output Power		Antenna Gain (dBi)	Average Output Power (E.I.R.P.)		Limit
		Chain 0	Chain 1		(dBm)	(W)		(dBm)	(W)	
802.11n-HT20	2412	14.01	14.23	0	17.13	0.052	5.32	22.45	0.176	<30dBm (1W) (Maximum Peak Output Power) <36dBm (4W) (E.I.R.P)
	2417	15.45	15.38		18.43	0.070		23.75	0.237	
	2442	17.15	17.13		20.15	0.104		25.47	0.352	
	2457	15.63	15.55		18.60	0.072		23.92	0.247	
	2462	14.83	14.63		17.74	0.059		23.06	0.202	
	2467	11.95	11.84		14.91	0.031		20.23	0.105	
	2472	-0.04	-0.86		2.58	0.002		7.90	0.006	

SPOT CHECK

Mode	Centre Frequency (MHz)	Average Output Power (dBm)		10log (1/X)	Max. Average Output Power	
		Chain 0	Chain 1		(dBm)	(W)
802.11n-HT20	2412	14.04	14.25	0	17.16	0.052
	2417	15.43	15.39		18.42	0.070
	2442	17.22	17.10		20.17	0.104
	2457	15.58	15.60		18.60	0.072
	2462	14.81	14.59		17.71	0.059
	2467	11.95	11.83		14.90	0.031
	2472	0.01	-0.80		2.63	0.002

Note: 1. The results have been included cable loss.
2. This device embedded with same radio transmitter with FCC ID: BEJNT-15Z90N, IC: 2703H-15Z90N. We did spot check for output power and all output power values keep identical thus we reuse all results except to E.I.R.P. test items.

This test report may be reproduced in full only. The document may only be updated by Audix Technology Corp. personnel. Any changes will be noted in the Document History section of the report.

Audix Technology Corp.
No. 53-11, Dingfu, Linkou, Dist.,
New Taipei City244, Taiwan
Tel: +886 2 26099301
Fax: +886 2 26099303

Mode	Centre Frequency (MHz)	Average Output Power (dBm)		10log (1/X)	Total Average Output Power		Antenna Gain (dBi)	Average Output Power (E.I.R.P.)		Limit
		Chain 0	Chain 1		(dBm)	(W)		(dBm)	(W)	
802.11n-HT40	2422	13.83	13.81	0	16.83	0.048	5.32	22.15	0.164	<30dBm (1W) (Maximum Peak Output Power) <36dBm (4W) (E.I.R.P)
	2427	12.8	12.73		15.78	0.038		21.10	0.129	
	2442	14.65	14.59		17.63	0.058		22.95	0.197	
	2447	14.78	14.73		17.77	0.060		23.09	0.204	
	2452	13.14	13.22		16.19	0.042		21.51	0.142	
	2457	9.53	9.42		12.49	0.018		17.81	0.060	
	2462	1.41	0.54		4.01	0.003		9.33	0.009	

SPOT CHECK

Mode	Centre Frequency (MHz)	Average Output Power (dBm)		10log (1/X)	Total Average Output Power	
		Chain 0	Chain 1		(dBm)	(W)
802.11n-HT40	2422	13.78	13.79	0	16.80	0.048
	2427	12.83	12.75		15.80	0.038
	2442	14.60	14.53		17.58	0.057
	2447	14.78	14.68		17.74	0.059
	2452	13.18	13.24		16.22	0.042
	2457	9.53	9.44		12.50	0.018
	2462	1.37	0.52		3.98	0.003

Note: 1. The results have been included cable loss.
2. This device embedded with same radio transmitter with FCC ID: BEJNT-15Z90N, IC: 2703H-15Z90N. We did spot check for output power and all output power values keep identical thus we reuse all results except to E.I.R.P. test items.

This test report may be reproduced in full only. The document may only be updated by Audix Technology Corp. personnel. Any changes will be noted in the Document History section of the report.

Audix Technology Corp.
No. 53-11, Dingfu, Linkou, Dist.,
New Taipei City244, Taiwan
Tel: +886 2 26099301
Fax: +886 2 26099303

Mode	Centre Frequency (MHz)	Average Output Power (dBm)		Total Average Output Power		Antenna Gain (dBi)	Output Power (E.I.R.P.)		Limit
		Chain 0	Chain 1	(dBm)	(W)		(dBm)	(W)	
802.11ax-HE20	2412	13.92	14.12	17.03	0.050	5.32	22.35	0.172	<30dBm (1W) (Maximum Peak Output Power) <36dBm (4W) (E.I.R.P)
	2417	15.28	15.22	18.26	0.067		23.58	0.228	
	2442	17.03	17.05	20.05	0.101		25.37	0.344	
	2457	15.56	15.39	18.49	0.071		23.81	0.240	
	2462	14.68	14.58	17.64	0.058		22.96	0.198	
	2467	11.78	11.79	14.80	0.030		20.12	0.103	
	2472	-0.11	-0.95	2.50	0.002		7.82	0.006	

SPOT CHECK

Mode	Centre Frequency (MHz)	Average Output Power (dBm)		Total Average Output Power	
		Chain 0	Chain 1	(dBm)	(W)
802.11ax-HE20	2412	13.94	14.11	17.04	0.051
	2417	15.21	15.16	18.20	0.066
	2442	17.10	17.10	20.11	0.103
	2457	15.49	15.39	18.45	0.070
	2462	14.71	14.64	17.69	0.059
	2467	11.81	11.75	14.79	0.030
	2472	-0.04	-0.92	2.55	0.002

Note: 1. The results have been included cable loss.
2. This device embedded with same radio transmitter with FCC ID: BEJNT-15Z90N, IC: 2703H-15Z90N. We did spot check for output power and all output power values keep identical thus we reuse all results except to E.I.R.P. test items.

This test report may be reproduced in full only. The document may only be updated by Audix Technology Corp. personnel. Any changes will be noted in the Document History section of the report.

Audix Technology Corp.
No. 53-11, Dingfu, Linkou, Dist.,
New Taipei City244, Taiwan
Tel: +886 2 26099301
Fax: +886 2 26099303

Mode	Centre Frequency (MHz)	Average Output Power (dBm)		Total Average Output Power		Antenna Gain (dBi)	Output Power (E.I.R.P.)		Limit
		Chain 0	Chain 1	(dBm)	(W)		(dBm)	(W)	
802.11ax-HE40	2422	13.66	13.70	16.69	0.047	5.32	22.01	0.159	<30dBm (1W) (Maximum Peak Output Power) <36dBm (4W) (E.I.R.P)
	2427	12.61	12.49	15.56	0.036		20.88	0.122	
	2442	14.47	14.42	17.46	0.056		22.78	0.190	
	2447	14.58	14.55	17.58	0.057		22.90	0.195	
	2452	12.96	13.00	15.99	0.040		21.31	0.135	
	2457	9.28	9.24	12.27	0.017		17.59	0.057	
	2462	1.06	0.14	3.63	0.002		8.95	0.008	

SPOT CHECK

Mode	Centre Frequency (MHz)	Average Output Power (dBm)		Total Average Output Power	
		Chain 0	Chain 1	(dBm)	(W)
802.11ax-HE40	2422	13.73	13.70	16.73	0.047
	2427	12.65	12.55	15.61	0.036
	2442	14.52	14.45	17.50	0.056
	2447	14.58	14.58	17.59	0.057
	2452	12.91	13.00	15.97	0.040
	2457	9.35	9.20	12.29	0.017
	2462	1.03	0.20	3.65	0.002

Note: 1. The results have been included cable loss.
2. This device embedded with same radio transmitter with FCC ID: BEJNT-15Z90N, IC: 2703H-15Z90N. We did spot check for output power and all output power values keep identical thus we reuse all results except to E.I.R.P. test items.

This test report may be reproduced in full only. The document may only be updated by Audix Technology Corp. personnel. Any changes will be noted in the Document History section of the report.

Audix Technology Corp.
No. 53-11, Dingfu, Linkou, Dist.,
New Taipei City244, Taiwan
Tel: +886 2 26099301
Fax: +886 2 26099303

Mode	RU Config	Centre Frequency (MHz)	Average Output Power (dBm)		10log (1/X)	Total Average Output Power		Antenna Gain (dBi)	Average Output Power (E.I.R.P.)		Limit
			Chain 0	Chain 1		(dBm)	(W)		(dBm)	(W)	
802.11ax-HE20	26/0	2412	14.13	14.45	0	17.30	0.054	5.32	22.62	0.183	<30dBm (1W) (Maximum Peak Output Power) <36dBm (4W) (E.I.R.P)
	52/37		14.26	14.43		17.36	0.054		22.68	0.185	
	106/53		14.28	14.48		17.39	0.055		22.71	0.187	
	26/8	2472	-1.36	-2.57		1.09	0.001		6.41	0.004	
	52/40		-1.13	-2.29		1.34	0.001		6.66	0.005	
	106/54		-1.02	-2.05		1.51	0.001		6.83	0.005	

SPOT CHECK

Mode	RU Config	Centre Frequency (MHz)	Average Output Power (dBm)		10log (1/X)	Total Average Output Power	
			Chain 0	Chain 1		(dBm)	(W)
802.11ax-HE20	26/0	2412	14.17	14.43	0	17.31	0.054
	52/37		14.31	14.43		17.38	0.055
	106/53		14.24	14.48		17.37	0.055
	26/8	2472	-1.35	-2.54		1.11	0.001
	52/40		-1.13	-2.28		1.34	0.001
	106/54		-1.05	-2.11		1.46	0.001

Note: 1. The results have been included cable loss.
2. This device embedded with same radio transmitter with FCC ID: BEJNT-15Z90N, IC: 2703H-15Z90N. We did spot check for output power and all output power values keep identical thus we reuse all results except to E.I.R.P. test items.

This test report may be reproduced in full only. The document may only be updated by Audix Technology Corp. personnel. Any changes will be noted in the Document History section of the report.

Audix Technology Corp.
No. 53-11, Dingfu, Linkou, Dist.,
New Taipei City244, Taiwan
Tel: +886 2 26099301
Fax: +886 2 26099303

Mode	RU Config	Centre Frequency (MHz)	Average Output Power (dBm)		10log (1/X)	Total Average Output Power		Antenna Gain (dBi)	Average Output Power (E.I.R.P.)		Limit
			Chain 0	Chain 1		(dBm)	(W)		(dBm)	(W)	
802.11ax-HE40	242/61	2422	13.85	14.08	0	16.98	0.050	5.32	22.30	0.170	<30dBm (1W) (Maximum Peak Output Power) <36dBm (4W) (E.I.R.P)
	242/62	2467	1.27	1.17		4.23	0.003		9.55	0.009	

SPOT CHECK

Mode	RU Config	Centre Frequency (MHz)	Average Output Power (dBm)		10log (1/X)	Total Average Output Power	
			Chain 0	Chain 1		(dBm)	(W)
802.11ax-HE40	242/61	2422	13.84	14.02	0	16.94	0.049
	242/62	2467	1.31	1.22		4.28	0.003

Note: 1. The results have been included cable loss.
2. This device embedded with same radio transmitter with FCC ID: BEJNT-15Z90N, IC: 2703H-15Z90N. We did spot check for output power and all output power values keep identical thus we reuse all results except to E.I.R.P. test items.

This test report may be reproduced in full only. The document may only be updated by Audix Technology Corp. personnel. Any changes will be noted in the Document History section of the report.

Audix Technology Corp.
No. 53-11, Dingfu, Linkou, Dist.,
New Taipei City244, Taiwan
Tel: +886 2 26099301
Fax: +886 2 26099303

Test SKU: SKU #2

Mode	Centre Frequency (MHz)	Average Output Power (dBm)		10log (1/X)	Max. Average Output Power		Antenna Gain (dBi)	Average Output Power (E.I.R.P.)		Limit
		Chain 0	Chain 1		(dBm)	(W)		(dBm)	(W)	
802.11b	2412	19.16	19.35	0	19.35	0.086	4.9	24.25	0.266	<30dBm (1W) (Maximum Peak Output Power) <36dBm (4W) (E.I.R.P)
	2417	19.91	19.96		19.96	0.099		24.86	0.306	
	2442	20.04	20.02		20.04	0.101		24.94	0.312	
	2457	20.02	19.95		20.02	0.100		24.92	0.310	
	2462	19.08	18.91		19.08	0.081		23.98	0.250	
	2467	18.18	18.08		18.18	0.066		23.08	0.203	
	2472	13.08	13.05		13.08	0.020		17.98	0.063	

SPOT CHECK

Mode	Centre Frequency (MHz)	Average Output Power (dBm)		10log (1/X)	Max. Average Output Power	
		Chain 0	Chain 1		(dBm)	(W)
802.11b	2412	19.12	19.36	0	19.36	0.086
	2417	19.85	19.95		19.95	0.099
	2442	20.08	20.01		20.08	0.102
	2457	20.08	20.01		20.08	0.102
	2462	19.11	18.86		19.11	0.081
	2467	18.22	18.04		18.22	0.066
	2472	13.14	13.10		13.14	0.021

Note: 1. The results have been included cable loss.
2. This device embedded with same radio transmitter with FCC ID: BEJNT-15Z90N, IC: 2703H-15Z90N. We did spot check for output power and all output power values keep identical thus we reuse all results except to E.I.R.P. test items.

This test report may be reproduced in full only. The document may only be updated by Audix Technology Corp. personnel. Any changes will be noted in the Document History section of the report.

Audix Technology Corp.
No. 53-11, Dingfu, Linkou, Dist.,
New Taipei City244, Taiwan
Tel: +886 2 26099301
Fax: +886 2 26099303

Mode	Centre Frequency (MHz)	Average Output Power (dBm)		10log (1/X)	Max. Average Output Power		Antenna Gain (dBi)	Average Output Power (E.I.R.P.)		Limit
		Chain 0	Chain 1		(dBm)	(W)		(dBm)	(W)	
802.11g	2412	16.72	16.91	0	16.91	0.049	4.9	21.81	0.152	<30dBm (1W) (Maximum Peak Output Power) <36dBm (4W) (E.I.R.P)
	2417	17.94	17.9		17.94	0.062		22.84	0.192	
	2442	19.63	19.74		19.74	0.094		24.64	0.291	
	2457	18.21	18.05		18.21	0.066		23.11	0.205	
	2462	17.47	17.37		17.47	0.056		22.37	0.173	
	2467	14.79	14.78		14.79	0.030		19.69	0.093	
	2472	1.52	1.28		1.52	0.001		6.42	0.004	

SPOT CHECK

Mode	Centre Frequency (MHz)	Average Output Power (dBm)		10log (1/X)	Max. Average Output Power	
		Chain 0	Chain 1		(dBm)	(W)
802.11g	2412	16.73	16.89	0	16.89	0.049
	2417	17.90	17.91		17.91	0.062
	2442	19.57	19.75		19.75	0.094
	2457	18.22	18.03		18.22	0.066
	2462	17.46	17.30		17.46	0.056
	2467	14.80	14.85		14.85	0.031
	2472	1.46	1.32		1.46	0.001

Note: 1. The results have been included cable loss.
2. This device embedded with same radio transmitter with FCC ID: BEJNT-15Z90N, IC: 2703H-15Z90N. We did spot check for output power and all output power values keep identical thus we reuse all results except to E.I.R.P. test items.

This test report may be reproduced in full only. The document may only be updated by Audix Technology Corp. personnel. Any changes will be noted in the Document History section of the report.

Audix Technology Corp.
No. 53-11, Dingfu, Linkou, Dist.,
New Taipei City244, Taiwan
Tel: +886 2 26099301
Fax: +886 2 26099303

Mode	Centre Frequency (MHz)	Average Output Power (dBm)		10log (1/X)	Total Average Output Power		Antenna Gain (dBi)	Average Output Power (E.I.R.P.)		Limit
		Chain 0	Chain 1		(dBm)	(W)		(dBm)	(W)	
802.11n-HT20	2412	14.01	14.23	0	17.13	0.052	4.9	22.03	0.160	<30dBm (1W) (Maximum Peak Output Power) <36dBm (4W) (E.I.R.P)
	2417	15.45	15.38		18.43	0.070		23.33	0.215	
	2442	17.15	17.13		20.15	0.104		25.05	0.320	
	2457	15.63	15.55		18.60	0.072		23.50	0.224	
	2462	14.83	14.63		17.74	0.059		22.64	0.184	
	2467	11.95	11.84		14.91	0.031		19.81	0.096	
	2472	-0.04	-0.86		2.58	0.002		7.48	0.006	

SPOT CHECK

Mode	Centre Frequency (MHz)	Average Output Power (dBm)		10log (1/X)	Max. Average Output Power	
		Chain 0	Chain 1		(dBm)	(W)
802.11n-HT20	2412	14.04	14.25	0	17.16	0.052
	2417	15.43	15.39		18.42	0.070
	2442	17.22	17.10		20.17	0.104
	2457	15.58	15.60		18.60	0.072
	2462	14.81	14.59		17.71	0.059
	2467	11.95	11.83		14.90	0.031
	2472	0.01	-0.80		2.63	0.002

Note: 1. The results have been included cable loss.
2. This device embedded with same radio transmitter with FCC ID: BEJNT-15Z90N, IC: 2703H-15Z90N. We did spot check for output power and all output power values keep identical thus we reuse all results except to E.I.R.P. test items.

This test report may be reproduced in full only. The document may only be updated by Audix Technology Corp. personnel. Any changes will be noted in the Document History section of the report.

Audix Technology Corp.
No. 53-11, Dingfu, Linkou, Dist.,
New Taipei City244, Taiwan
Tel: +886 2 26099301
Fax: +886 2 26099303

Mode	Centre Frequency (MHz)	Average Output Power (dBm)		10log (1/X)	Total Average Output Power		Antenna Gain (dBi)	Average Output Power (E.I.R.P.)		Limit
		Chain 0	Chain 1		(dBm)	(W)		(dBm)	(W)	
802.11n-HT40	2422	13.83	13.81	0	16.83	0.048	4.9	21.73	0.149	<30dBm (1W) (Maximum Peak Output Power) <36dBm (4W) (E.I.R.P)
	2427	12.8	12.73		15.78	0.038		20.68	0.117	
	2442	14.65	14.59		17.63	0.058		22.53	0.179	
	2447	14.78	14.73		17.77	0.060		22.67	0.185	
	2452	13.14	13.22		16.19	0.042		21.09	0.129	
	2457	9.53	9.42		12.49	0.018		17.39	0.055	
	2462	1.41	0.54		4.01	0.003		8.91	0.008	

SPOT CHECK

Mode	Centre Frequency (MHz)	Average Output Power (dBm)		10log (1/X)	Total Average Output Power	
		Chain 0	Chain 1		(dBm)	(W)
802.11n-HT40	2422	13.78	13.79	0	16.80	0.048
	2427	12.83	12.75		15.80	0.038
	2442	14.60	14.53		17.58	0.057
	2447	14.78	14.68		17.74	0.059
	2452	13.18	13.24		16.22	0.042
	2457	9.53	9.44		12.50	0.018
	2462	1.37	0.52		3.98	0.003

Note: 1. The results have been included cable loss.
2. This device embedded with same radio transmitter with FCC ID: BEJNT-15Z90N, IC: 2703H-15Z90N. We did spot check for output power and all output power values keep identical thus we reuse all results except to E.I.R.P. test items.

This test report may be reproduced in full only. The document may only be updated by Audix Technology Corp. personnel. Any changes will be noted in the Document History section of the report.

Audix Technology Corp.
No. 53-11, Dingfu, Linkou, Dist.,
New Taipei City244, Taiwan
Tel: +886 2 26099301
Fax: +886 2 26099303

Mode	Centre Frequency (MHz)	Average Output Power (dBm)		Total Average Output Power		Antenna Gain (dBi)	Output Power (E.I.R.P.)		Limit
		Chain 0	Chain 1	(dBm)	(W)		(dBm)	(W)	
802.11ax-HE20	2412	13.92	14.12	17.03	0.050	4.9	21.93	0.156	<30dBm (1W) (Maximum Peak Output Power) <36dBm (4W) (E.I.R.P)
	2417	15.28	15.22	18.26	0.067		23.16	0.207	
	2442	17.03	17.05	20.05	0.101		24.95	0.313	
	2457	15.56	15.39	18.49	0.071		23.39	0.218	
	2462	14.68	14.58	17.64	0.058		22.54	0.179	
	2467	11.78	11.79	14.80	0.030		19.70	0.093	
	2472	-0.11	-0.95	2.50	0.002		7.40	0.005	

SPOT CHECK

Mode	Centre Frequency (MHz)	Average Output Power (dBm)		Total Average Output Power	
		Chain 0	Chain 1	(dBm)	(W)
802.11ax-HE20	2412	13.94	14.11	17.04	0.051
	2417	15.21	15.16	18.20	0.066
	2442	17.10	17.10	20.11	0.103
	2457	15.49	15.39	18.45	0.070
	2462	14.71	14.64	17.69	0.059
	2467	11.81	11.75	14.79	0.030
	2472	-0.04	-0.92	2.55	0.002

Note: 1. The results have been included cable loss.
2. This device embedded with same radio transmitter with FCC ID: BEJNT-15Z90N, IC: 2703H-15Z90N. We did spot check for output power and all output power values keep identical thus we reuse all results except to E.I.R.P. test items.

This test report may be reproduced in full only. The document may only be updated by Audix Technology Corp. personnel. Any changes will be noted in the Document History section of the report.

Audix Technology Corp.
No. 53-11, Dingfu, Linkou, Dist.,
New Taipei City244, Taiwan
Tel: +886 2 26099301
Fax: +886 2 26099303

Mode	Centre Frequency (MHz)	Average Output Power (dBm)		Total Average Output Power		Antenna Gain (dBi)	Output Power (E.I.R.P.)		Limit
		Chain 0	Chain 1	(dBm)	(W)		(dBm)	(W)	
802.11ax-HE40	2422	13.66	13.7	16.69	0.047	4.9	21.59	0.144	<30dBm (1W) (Maximum Peak Output Power) <36dBm (4W) (E.I.R.P)
	2427	12.61	12.49	15.56	0.036		20.46	0.111	
	2442	14.47	14.42	17.46	0.056		22.36	0.172	
	2447	14.58	14.55	17.58	0.057		22.48	0.177	
	2452	12.96	13	15.99	0.040		20.89	0.123	
	2457	9.28	9.24	12.27	0.017		17.17	0.052	
	2462	1.06	0.14	3.63	0.002		8.53	0.007	

SPOT CHECK

Mode	Centre Frequency (MHz)	Average Output Power (dBm)		Total Average Output Power	
		Chain 0	Chain 1	(dBm)	(W)
802.11ax-HE40	2422	13.73	13.70	16.73	0.047
	2427	12.65	12.55	15.61	0.036
	2442	14.52	14.45	17.50	0.056
	2447	14.58	14.58	17.59	0.057
	2452	12.91	13.00	15.97	0.040
	2457	9.35	9.20	12.29	0.017
	2462	1.03	0.20	3.65	0.002

Note: 1. The results have been included cable loss.
2. This device embedded with same radio transmitter with FCC ID: BEJNT-15Z90N, IC: 2703H-15Z90N. We did spot check for output power and all output power values keep identical thus we reuse all results except to E.I.R.P. test items.

This test report may be reproduced in full only. The document may only be updated by Audix Technology Corp. personnel. Any changes will be noted in the Document History section of the report.

Audix Technology Corp.
No. 53-11, Dingfu, Linkou, Dist.,
New Taipei City244, Taiwan
Tel: +886 2 26099301
Fax: +886 2 26099303

Mode	RU Config	Centre Frequency (MHz)	Average Output Power (dBm)		10log (1/X)	Total Average Output Power		Antenna Gain (dBi)	Average Output Power (E.I.R.P.)		Limit
			Chain 0	Chain 1		(dBm)	(W)		(dBm)	(W)	
802.11ax-HE20	26/0	2412	14.13	14.45	0	17.30	0.054	4.9	22.20	0.166	<30dBm (1W) (Maximum Peak Output Power) <36dBm (4W) (E.I.R.P)
	52/37		14.26	14.43		17.36	0.054		22.26	0.168	
	106/53		14.28	14.48		17.39	0.055		22.29	0.169	
	26/8	2472	-1.36	-2.57		1.09	0.001		5.99	0.004	
	52/40		-1.13	-2.29		1.34	0.001		6.24	0.004	
	106/54		-1.02	-2.05		1.51	0.001		6.41	0.004	

SPOT CHECK

Mode	RU Config	Centre Frequency (MHz)	Average Output Power (dBm)		10log (1/X)	Total Average Output Power	
			Chain 0	Chain 1		(dBm)	(W)
802.11ax-HE20	26/0	2412	14.17	14.43	0	17.31	0.054
	52/37		14.31	14.43		17.38	0.055
	106/53		14.24	14.48		17.37	0.055
	26/8	2472	-1.35	-2.54		1.11	0.001
	52/40		-1.13	-2.28		1.34	0.001
	106/54		-1.05	-2.11		1.46	0.001

Note: 1. The results have been included cable loss.
2. This device embedded with same radio transmitter with FCC ID: BEJNT-15Z90N, IC: 2703H-15Z90N. We did spot check for output power and all output power values keep identical thus we reuse all results except to E.I.R.P. test items.

This test report may be reproduced in full only. The document may only be updated by Audix Technology Corp. personnel. Any changes will be noted in the Document History section of the report.

Audix Technology Corp.
No. 53-11, Dingfu, Linkou, Dist.,
New Taipei City244, Taiwan
Tel: +886 2 26099301
Fax: +886 2 26099303

Mode	RU Config	Centre Frequency (MHz)	Average Output Power (dBm)		10log (1/X)	Total Average Output Power		Antenna Gain (dBi)	Average Output Power (E.I.R.P.)		Limit
			Chain 0	Chain 1		(dBm)	(W)		(dBm)	(W)	
802.11ax-HE40	242/61	2422	13.85	14.08	0	16.98	0.050	4.9	21.88	0.154	<30dBm (1W) (Maximum Peak Output Power) <36dBm (4W) (E.I.R.P)
	242/62	2467	1.27	1.17		4.23	0.003		9.13	0.008	

Note: The results have been included cable loss.

SPOT CHECK

Mode	RU Config	Centre Frequency (MHz)	Average Output Power (dBm)		10log (1/X)	Total Average Output Power	
			Chain 0	Chain 1		(dBm)	(W)
802.11ax-HE40	242/61	2422	13.84	14.02	0	16.94	0.049
	242/62	2467	1.31	1.22		4.28	0.003

Note: 1. The results have been included cable loss.
2. This device embedded with same radio transmitter with FCC ID: BEJNT-15Z90N, IC: 2703H-15Z90N. We did spot check for output power and all output power values keep identical thus we reuse all results except to E.I.R.P. test items.

This test report may be reproduced in full only. The document may only be updated by Audix Technology Corp. personnel. Any changes will be noted in the Document History section of the report.

Audix Technology Corp.
No. 53-11, Dingfu, Linkou, Dist.,
New Taipei City244, Taiwan

Tel: +886 2 26099301
Fax: +886 2 26099303

A.4.3 Measurement Plots

BLE	
1M	2M
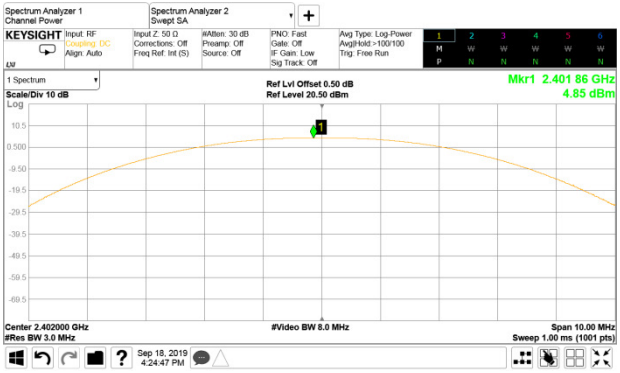	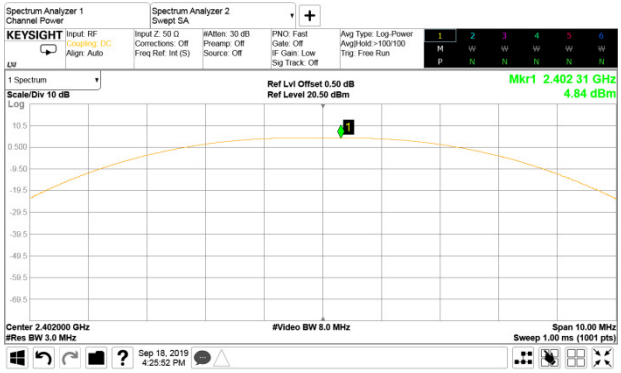
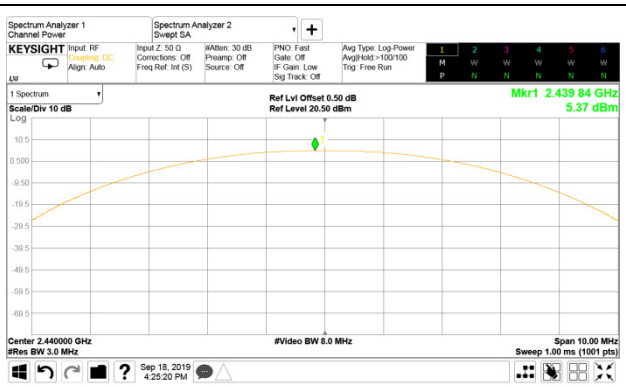	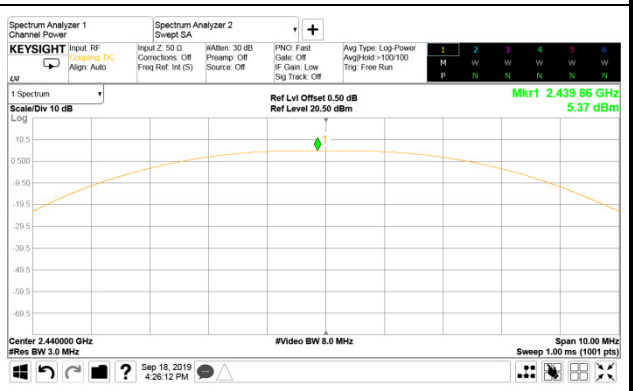
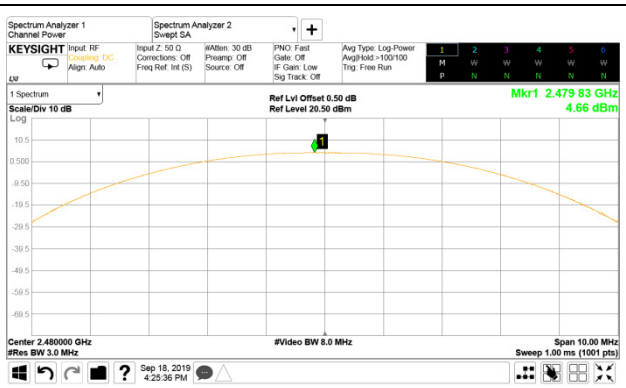	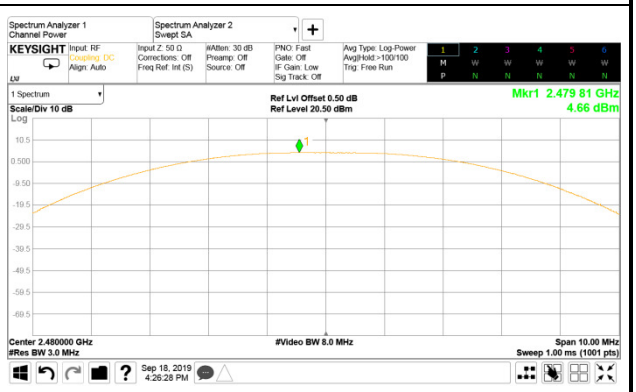

This test report may be reproduced in full only. The document may only be updated by Audix Technology Corp. personnel. Any changes will be noted in the Document History section of the report.

Audix Technology Corp.
No. 53-11, Dingfu, Linkou, Dist.,
New Taipei City244, Taiwan

Tel: +886 2 26099301
Fax: +886 2 26099303

BLE	
PHY Coded S2	PHY Coded S8
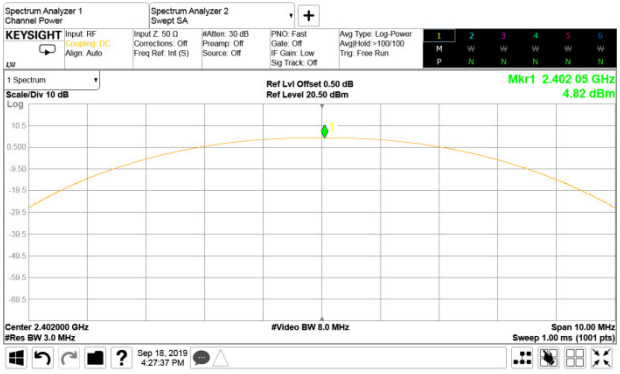	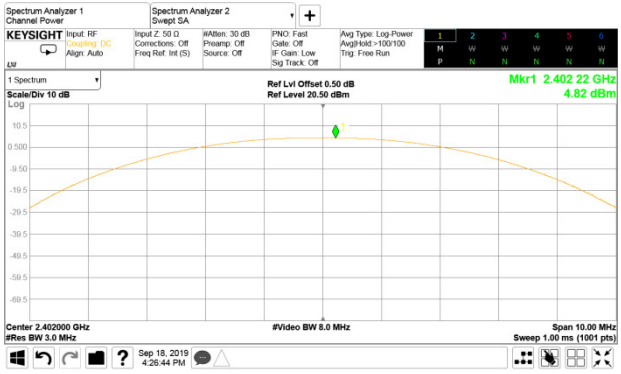
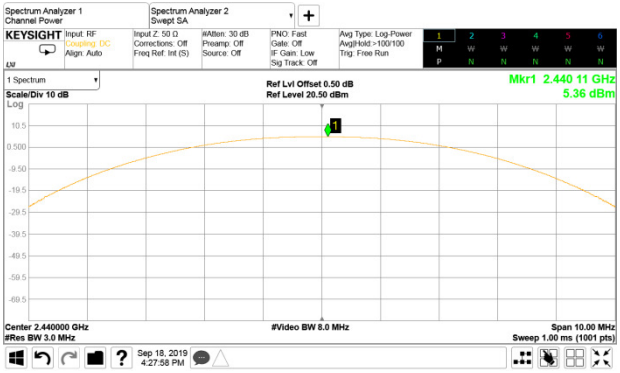	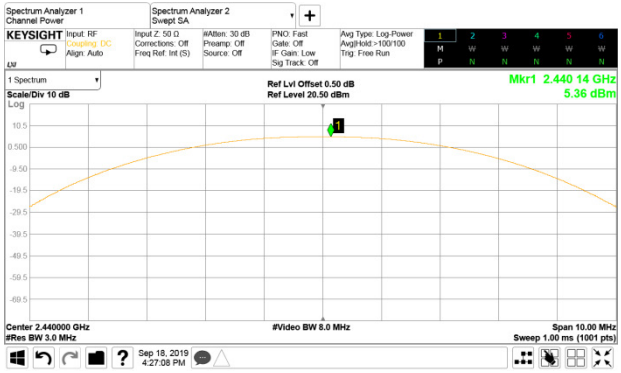
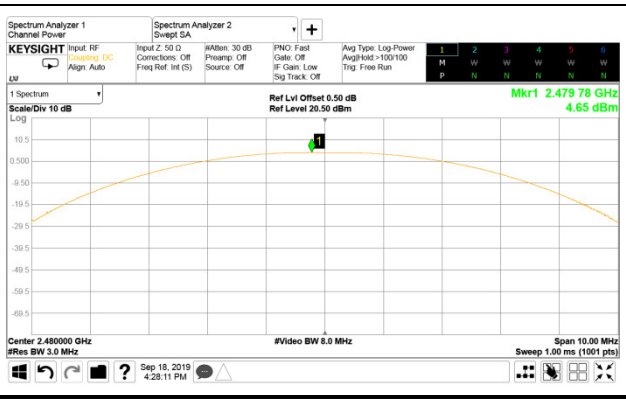	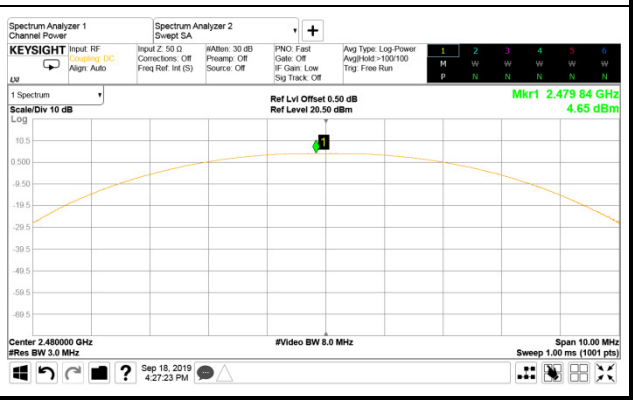

This test report may be reproduced in full only. The document may only be updated by Audix Technology Corp. personnel. Any changes will be noted in the Document History section of the report.