Audix Technology Corp.
No. 491, Zhongfu Rd., Linkou Dist.,
New Taipei City244, Taiwan
Tel: +886 2 26099301
Fax: +886 2 26099303

TABLE OF CONTENTS

A.1 CONDUCTED EMISSION 2
A.2 RADIATED EMISSION 6
A.2.1 Emissions within Restricted Frequency Bands 6
A.2.2 Emissions outside the frequency band 51
A.2.3 Emissions in Non-restricted Frequency Bands 72
A.3 MAXIMUM POWER SPECTRAL DENSITY 73
A.3.1 Power Spectral Density Result 74
A.3.2 Measurement Plots 77
A.4 MAXIMUM CONDUCTED OUTPUT POWER 95
A.4.1 Conducted Output Power Result 95
A.4.2 Measurement Plots 117
A.5 EMISSION/OCCUPIED BANDWIDTH 131
A.5.1 Emission/Occupied Bandwidth 131
A.5.2 Measurement Plots 133
A.6 UNDESIRABLE EMISSION LIMITS: SPURIOUS EMISSION (CONDUCTED) 149
A.6.1 Measurement Plots for Spurious Emission 149
A.7 IN-BAND EMISSION (CHANNEL MASK) 154
A.8 CONTENTION BASED PROTOCOL 172
A.8.1 Contention-based Protocol 172
A.8.2 Measurement Plots 173

This test report may be reproduced in full only. The document may only be updated by Audix Technology Corp. personnel. Any changes will be noted in the Document History section of the report.

Audix Technology Corp.
No. 491, Zhongfu Rd., Linkou Dist.,
New Taipei City244, Taiwan

Tel: +886 2 26099301
Fax: +886 2 26099303

A.1 CONDUCTED EMISSION

Test Date	2022/02/15	Temp./Hum.	23°C/60%
Test Voltage	AC 120V 60Hz (Via AC Adapter)	Tested By	Chucky Chiu
Test SKU	SKU #1 (with INPAQ Antenna)		

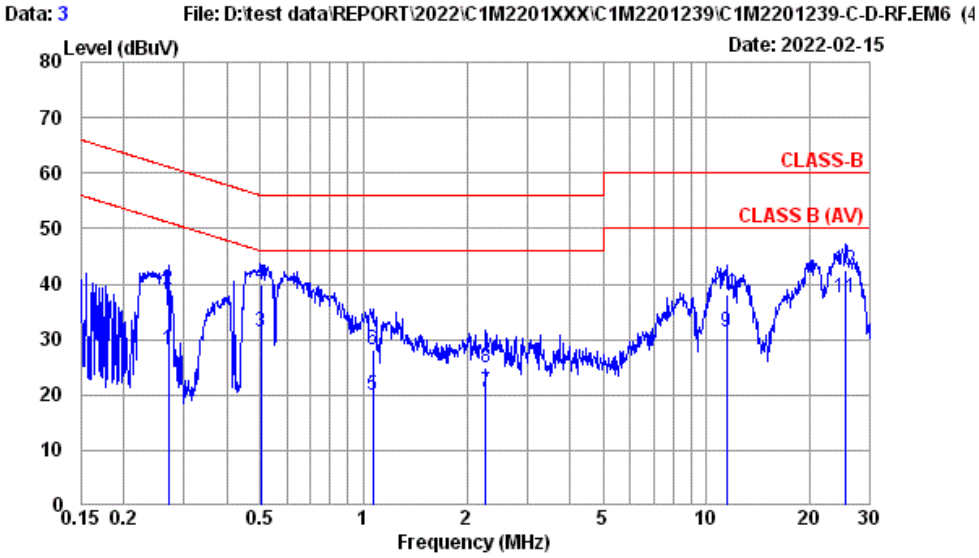

Site No. : No.8 Shielded Room
Instrument 1 : Receiver ESR(774)
Instrument 2 : ENV432 (567)(A)|CE-08|ESH3-Z2 (354)
Limit : CLASS-B
Environment : 23°C / 60%
EUT Model : 14Z90Q
Test Mode : Operating INPAQ

Data No. : 3
Phase : NEUTRAL
Engineer : Chucky Chiu
Test Rating : 120Vac/60Hz

	Freq. (MHz)	AMN Factor (dB)	Cable Loss (dB)	Pulse Att. (dB)	Reading (dBμV)	Emission Level (dBμV)	Limits (dBμV)	Margin (dB)	Remark
1	0.270	10.38	0.03	9.85	7.84	28.10	51.12	23.02	Average
2	0.270	10.38	0.03	9.85	18.78	39.04	61.12	22.08	QP
3	0.502	10.37	0.03	9.85	11.20	31.45	46.00	14.55	Average
4	0.502	10.37	0.03	9.85	19.67	39.92	56.00	16.08	QP
5	1.065	10.38	0.04	9.85	-0.31	19.96	46.00	26.04	Average
6	1.065	10.38	0.04	9.85	7.80	28.07	56.00	27.93	QP
7	2.273	10.42	0.07	9.86	0.23	20.58	46.00	25.42	Average
8	2.273	10.42	0.07	9.86	4.42	24.77	56.00	31.23	QP
9	11.438	10.76	0.15	9.90	10.62	31.43	50.00	18.57	Average
10	11.438	10.76	0.15	9.90	17.30	38.11	60.00	21.89	QP
11	25.456	11.27	0.22	9.97	15.97	37.43	50.00	12.57	Average
12	25.456	11.27	0.22	9.97	21.13	42.59	60.00	17.41	QP

Remarks: 1. Emission Level= AMN Factor + Cable Loss + Pulse Att. + Reading.
2. If the average limit is met when using a quasi-peak detector, the EUT shall be deemed to meet both limits and measurement with average detector is unnecessary.

This test report may be reproduced in full only. The document may only be updated by Audix Technology Corp. personnel. Any changes will be noted in the Document History section of the report.

Audix Technology Corp.
No. 491, Zhongfu Rd., Linkou Dist.,
New Taipei City244, Taiwan

Tel: +886 2 26099301
Fax: +886 2 26099303

Test Date	2022/02/15	Temp./Hum.	23°C/60%
Test Voltage	AC 120V 60Hz (Via AC Adapter)	Tested By	Chucky Chiu
Test SKU	SKU #1 (with INPAQ Antenna)		

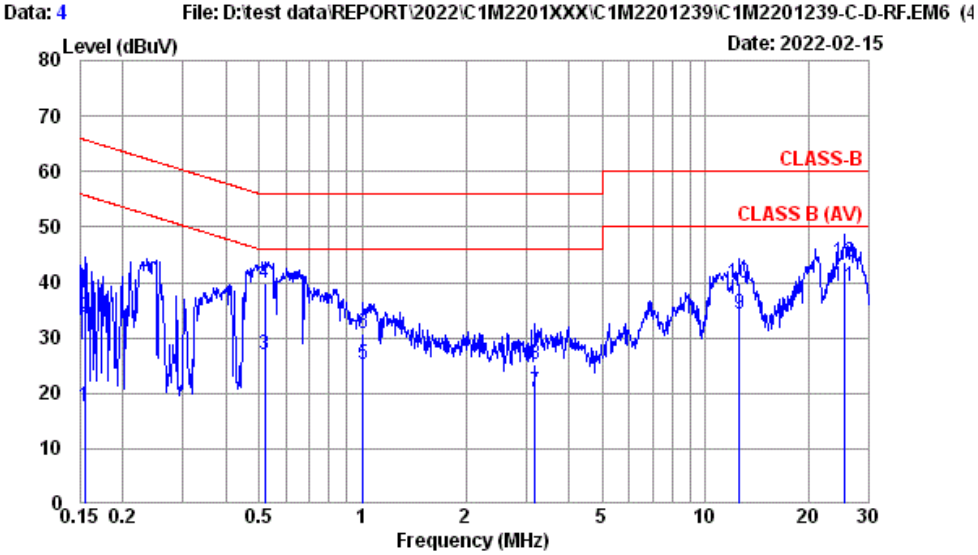

Site No. : No.8 Shielded Room
Instrument 1 : Receiver ESR(774)
Instrument 2 : ENV432 (567)(A)|CE-08|ESH3-Z2 (354)
Limit : CLASS-B
Environment : 23°C / 60%
EUT Model : 14Z90Q
Test Mode : Operating
INPAQ

Data No. : 4
Phase : LINE
Engineer : Chucky Chiu
Test Rating : 120Vac/60Hz

	Freq. (MHz)	AMN Factor (dB)	Cable Loss (dB)	Pulse Att. (dB)	Reading (dBμV)	Emission Level (dBμV)	Limits (dBμV)	Margin (dB)	Remark
1	0.155	10.40	0.03	9.85	-2.74	17.54	55.74	38.20	Average
2	0.155	10.40	0.03	9.85	13.42	33.70	65.74	32.04	QP
3	0.518	10.37	0.03	9.85	6.75	27.00	46.00	19.00	Average
4	0.518	10.37	0.03	9.85	19.68	39.93	56.00	16.07	QP
5	1.005	10.38	0.04	9.85	5.02	25.29	46.00	20.71	Average
6	1.005	10.38	0.04	9.85	10.62	30.89	56.00	25.11	QP
7	3.190	10.41	0.08	9.86	-0.05	20.30	46.00	25.70	Average
8	3.190	10.41	0.08	9.86	4.74	25.09	56.00	30.91	QP
9	12.582	10.63	0.15	9.90	13.63	34.31	50.00	15.69	Average
10	12.582	10.63	0.15	9.90	19.10	39.78	60.00	20.22	QP
11	25.456	10.83	0.22	9.97	18.34	39.36	50.00	10.64	Average
12	25.456	10.83	0.22	9.97	22.63	43.65	60.00	16.35	QP

Remarks: 1. Emission Level= AMN Factor + Cable Loss + Pulse Att. + Reading.
2. If the average limit is met when using a quasi-peak detector, the EUT shall be deemed to meet both limits and measurement with average detector is unnecessary.

This test report may be reproduced in full only. The document may only be updated by Audix Technology Corp. personnel. Any changes will be noted in the Document History section of the report.

Audix Technology Corp.
No. 491, Zhongfu Rd., Linkou Dist.,
New Taipei City244, Taiwan

Tel: +886 2 26099301
Fax: +886 2 26099303

Test Date	2022/02/15	Temp./Hum.	23°C/60%
Test Voltage	AC 120V 60Hz (Via AC Adapter)	Tested By	Chucky Chiu
Test SKU	SKU #2 (with LUXSHARE-ICT Antenna)		

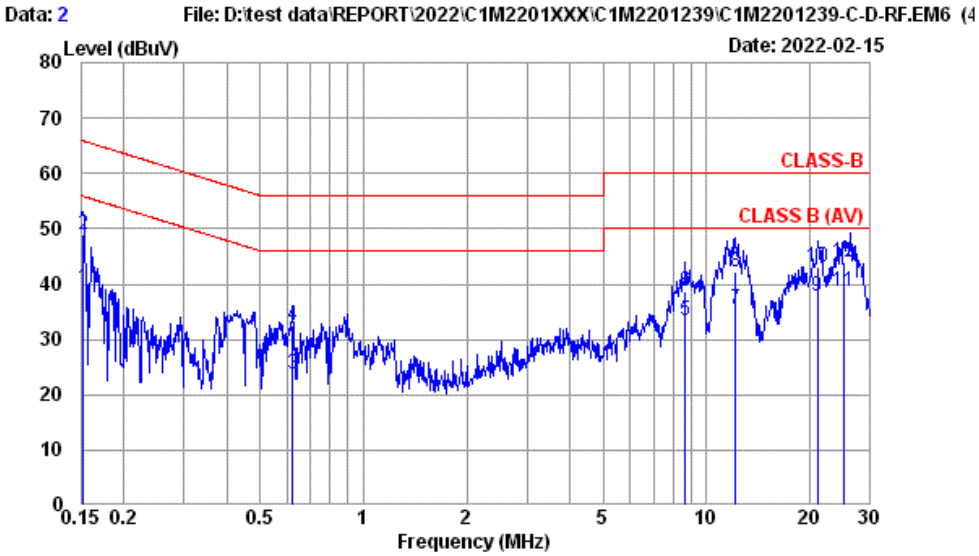

Site No. : No.8 Shielded Room
Instrument 1 : Receiver ESR(774)
Instrument 2 : ENV432 (567)(A)|CE-08|ESH3-Z2 (354)
Limit : CLASS-B
Environment : 23°C / 60%
EUT Model : 14Z90Q
Test Mode : Operating
Luxshare

Data No. : 2
Phase : NEUTRAL
Engineer : Chucky Chiu
Test Rating : 120Vac/60Hz

	Freq. (MHz)	AMN Factor (dB)	Cable Loss (dB)	Pulse Att. (dB)	Reading (dBμV)	Emission Level (dBμV)	Limits (dBμV)	Margin (dB)	Remark
1	0.152	10.41	0.03	9.85	18.88	39.17	55.87	16.70	Average
2	0.152	10.41	0.03	9.85	28.51	48.80	65.87	17.07	QP
3	0.621	10.37	0.03	9.85	3.48	23.73	46.00	22.27	Average
4	0.621	10.37	0.03	9.85	12.18	32.43	56.00	23.57	QP
5	8.683	10.64	0.13	9.88	12.67	33.32	50.00	16.68	Average
6	8.683	10.64	0.13	9.88	17.99	38.64	60.00	21.36	QP
7	12.124	10.79	0.15	9.90	14.53	35.37	50.00	14.63	Average
8	12.124	10.79	0.15	9.90	21.22	42.06	60.00	17.94	QP
9	21.035	11.13	0.20	9.95	16.56	37.84	50.00	12.16	Average
10	21.035	11.13	0.20	9.95	21.91	43.19	60.00	16.81	QP
11	25.055	11.26	0.22	9.97	17.33	38.78	50.00	11.22	Average
12	25.055	11.26	0.22	9.97	22.43	43.88	60.00	16.12	QP

Remarks: 1. Emission Level= AMN Factor + Cable Loss + Pulse Att. + Reading.
2. If the average limit is met when using a quasi-peak detector, the EUT shall be deemed to meet both limits and measurement with average detector is unnecessary.

This test report may be reproduced in full only. The document may only be updated by Audix Technology Corp. personnel. Any changes will be noted in the Document History section of the report.

Audix Technology Corp.
No. 491, Zhongfu Rd., Linkou Dist.,
New Taipei City244, Taiwan

Tel: +886 2 26099301
Fax: +886 2 26099303

Test Date	2022/02/15	Temp./Hum.	23°C/60%
Test Voltage	AC 120V 60Hz (Via AC Adapter)	Tested By	Chucky Chiu
Test SKU	SKU #2 (with LUXSHARE-ICT Antenna)		

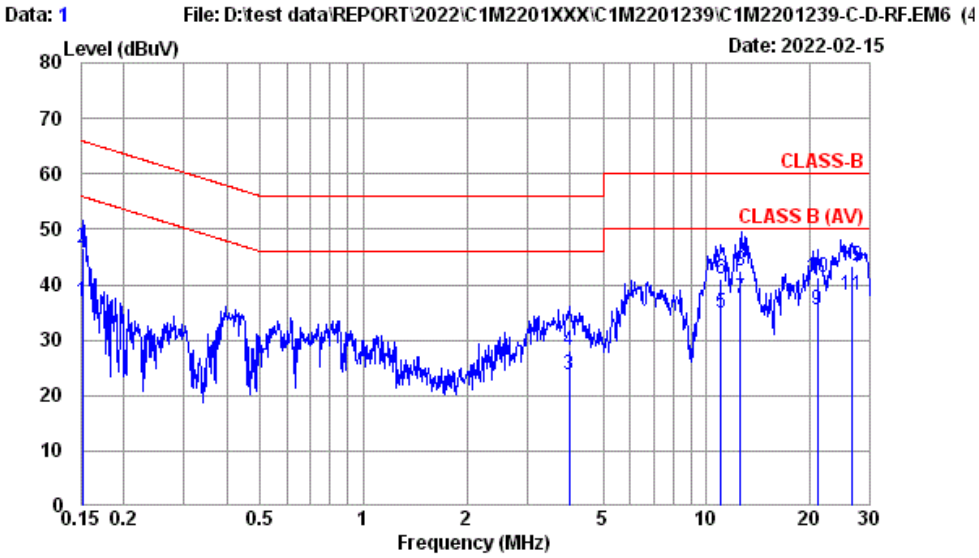

Site No. : No.8 Shielded Room
Instrument 1 : Receiver ESR(774)
Instrument 2 : ENV432 (567)(A)|CE-08|ESH3-Z2 (354)
Limit : CLASS-B
Environment : 23°C / 60%
EUT Model : 14Z90Q
Test Mode : Operating
Luxshare

Data No. : 1
Phase : LINE
Engineer : Chucky Chiu
Test Rating : 120Vac/60Hz

	Freq. (MHz)	AMN Factor (dB)	Cable Loss (dB)	Pulse Att. (dB)	Reading (dBμV)	Emission Level (dBμV)	Limits (dBμV)	Margin (dB)	Remark
1	0.152	10.40	0.03	9.85	16.62	36.90	55.91	19.01	Average
2	0.152	10.40	0.03	9.85	26.27	46.55	65.91	19.36	QP
3	3.985	10.42	0.09	9.86	3.33	23.70	46.00	22.30	Average
4	3.985	10.42	0.09	9.86	7.68	28.05	56.00	27.95	QP
5	11.021	10.59	0.15	9.89	14.24	34.87	50.00	15.13	Average
6	11.021	10.59	0.15	9.89	20.36	40.99	60.00	19.01	QP
7	12.582	10.63	0.15	9.90	16.83	37.51	50.00	12.49	Average
8	12.582	10.63	0.15	9.90	21.94	42.62	60.00	17.38	QP
9	21.035	10.78	0.20	9.95	14.46	35.39	50.00	14.61	Average
10	21.035	10.78	0.20	9.95	20.29	41.22	60.00	18.78	QP
11	26.418	10.84	0.23	9.98	17.05	38.10	50.00	11.90	Average
12	26.418	10.84	0.23	9.98	22.19	43.24	60.00	16.76	QP

Remarks: 1. Emission Level= AMN Factor + Cable Loss + Pulse Att. + Reading.
2. If the average limit is met when using a quasi-peak detector, the EUT shall be deemed to meet both limits and measurement with average detector is unnecessary.

This test report may be reproduced in full only. The document may only be updated by Audix Technology Corp. personnel. Any changes will be noted in the Document History section of the report.

Audix Technology Corp.
No. 491, Zhongfu Rd., Linkou Dist.,
New Taipei City244, Taiwan
Tel: +886 2 26099301
Fax: +886 2 26099303

A.2 RADIATED EMISSION

Test Date	2022/02/07~03/23	Temp./Hum.	18~20°C/60~68%
Test Voltage	AC 120V 60Hz (Via AC Adapter)	Tested By	Kuper Hsu

A.2.1 Emissions within Restricted Frequency Bands

A.2.1.1 Frequency 9kHz~30MHz

The emissions (9kHz~30MHz) not reported for there is no emission be found.

This test report may be reproduced in full only. The document may only be updated by Audix Technology Corp. personnel. Any changes will be noted in the Document History section of the report.

Audix Technology Corp.
No. 491, Zhongfu Rd., Linkou Dist.,
New Taipei City244, Taiwan
Tel: +886 2 26099301
Fax: +886 2 26099303

A.2.1.2 Frequency Below 1GHz

- **SKU #1 (with INPAQ Antenna)**

Mode	802.11ax-HE160	U-NII Band	5
Test SKU	SKU #1 (with INPAQ Antenna)	Frequency	TX 6025MHz

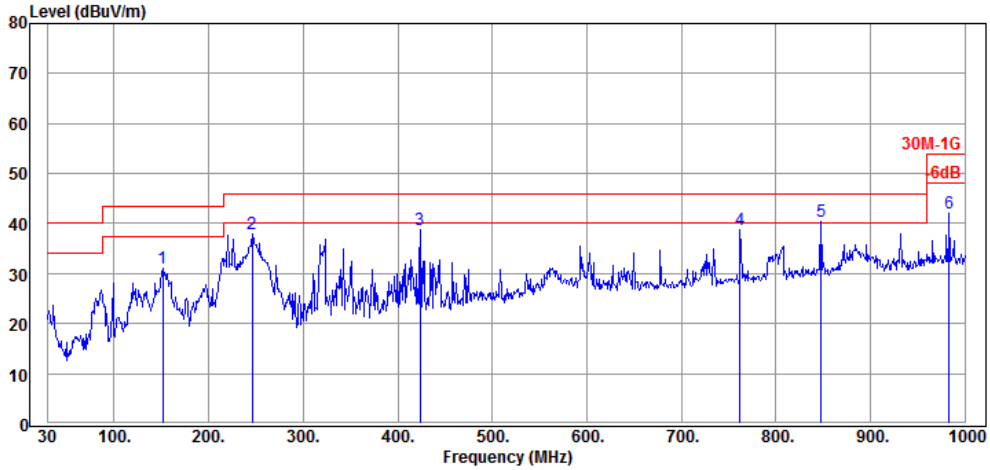

Antenna at Horizontal Polarization

Emission Frequency (MHz)	Antenna Factor (dB/m)	Cable Loss (dB)	Preamp Gain (dB)	Read Level (dBμV)	Emission Level (dBμV/m)	Limits (dBμV/m)	Margin (dB)	Detector
151.250	16.24	2.87	32.28	44.28	31.11	43.50	12.39	Peak
246.310	17.97	3.81	32.25	48.47	38.00	46.00	8.00	Peak
423.820	21.83	5.77	32.23	43.53	38.90	46.00	7.10	Peak
762.350	25.54	7.63	31.98	37.48	38.67	46.00	7.33	Peak
847.710	26.12	8.12	31.71	37.97	40.50	46.00	5.50	Peak
983.510	26.99	8.88	30.73	36.84	41.98	54.00	12.02	Peak

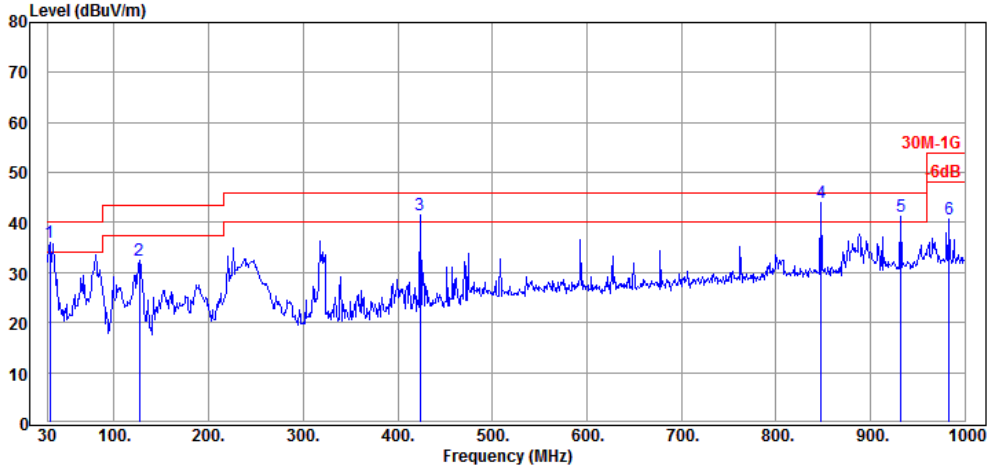

Antenna at Vertical Polarization

Emission Frequency (MHz)	Antenna Factor (dB/m)	Cable Loss (dB)	Preamp Gain (dB)	Read Level (dBμV)	Emission Level (dBμV/m)	Limits (dBμV/m)	Margin (dB)	Detector
31.940	22.86	1.22	32.43	44.36	36.01	40.00	3.99	Peak
127.000	17.59	2.61	32.31	44.47	32.36	43.50	11.14	Peak
423.820	21.83	5.77	32.23	46.02	41.39	46.00	4.61	Peak
847.710	26.12	8.12	31.71	41.54	44.07	46.00	1.93	Peak
932.100	26.58	8.62	31.22	37.23	41.21	46.00	4.79	Peak
983.510	26.99	8.88	30.73	35.44	40.58	54.00	13.42	Peak

This test report may be reproduced in full only. The document may only be updated by Audix Technology Corp. personnel. Any changes will be noted in the Document History section of the report.

Audix Technology Corp.
No. 491, Zhongfu Rd., Linkou Dist.,
New Taipei City244, Taiwan
Tel: +886 2 26099301
Fax: +886 2 26099303

- **SKU #2 (with LUXSHARE-ICT Antenna)**

Mode	802.11ax-HE160	U-NII Band	5
Test SKU	SKU #2 (with LUXSHARE-ICT Antenna)	Frequency	TX 6025MHz

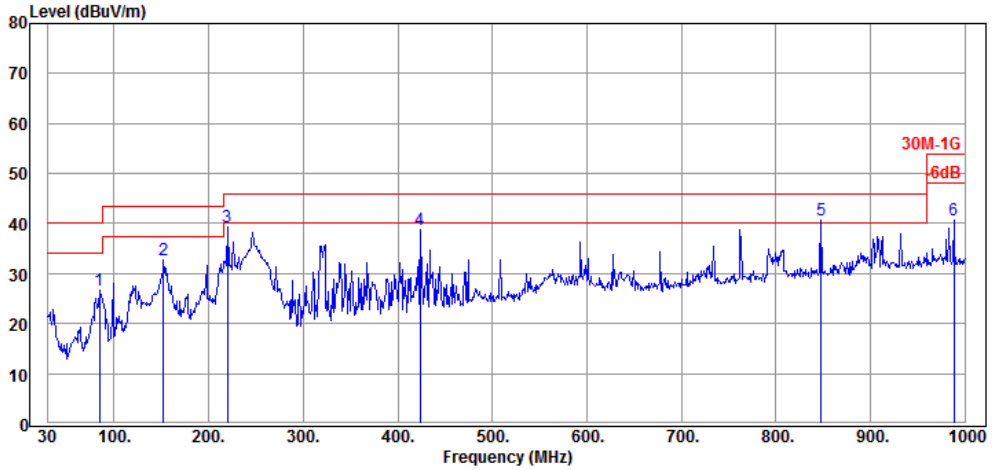

Antenna at Horizontal Polarization

Emission Frequency (MHz)	Antenna Factor (dB/m)	Cable Loss (dB)	Preamp Gain (dB)	Read Level (dBμV)	Emission Level (dBμV/m)	Limits (dBμV/m)	Margin (dB)	Detector
84.320	13.72	2.08	32.37	43.11	26.54	40.00	13.46	Peak
152.220	16.17	2.88	32.28	45.97	32.74	43.50	10.76	Peak
220.120	16.41	3.57	32.24	51.63	39.37	46.00	6.63	Peak
423.820	21.83	5.77	32.23	43.46	38.83	46.00	7.17	Peak
847.710	26.12	8.12	31.71	38.17	40.70	46.00	5.30	Peak
988.360	27.05	8.92	30.65	35.28	40.60	54.00	13.40	Peak

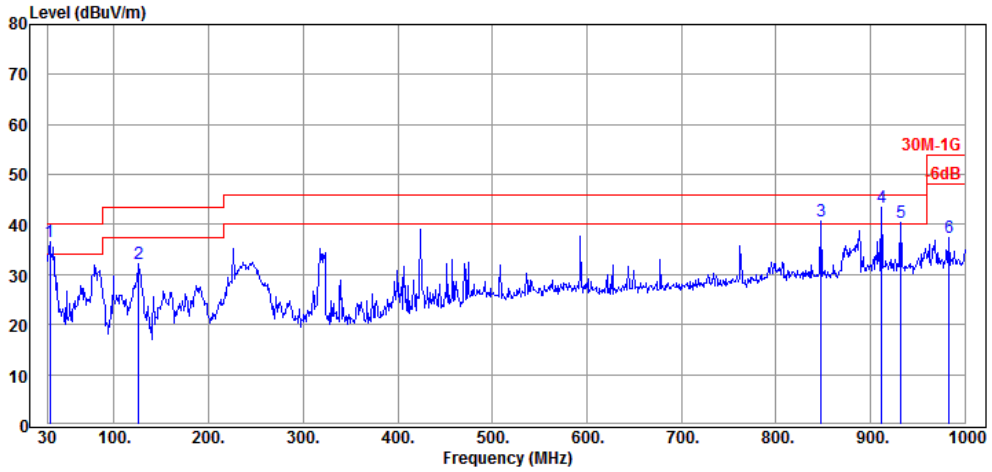

Antenna at Vertical Polarization

Emission Frequency (MHz)	Antenna Factor (dB/m)	Cable Loss (dB)	Preamp Gain (dB)	Read Level (dBμV)	Emission Level (dBμV/m)	Limits (dBμV/m)	Margin (dB)	Detector
31.940	22.86	1.22	32.43	44.78	36.43	40.00	3.57	Peak
126.030	17.66	2.59	32.31	44.33	32.27	43.50	11.23	Peak
847.710	26.12	8.12	31.71	38.07	40.60	46.00	5.40	Peak
911.730	26.41	8.51	31.38	39.94	43.48	46.00	2.52	Peak
932.100	26.58	8.62	31.22	36.38	40.36	46.00	5.64	Peak
983.510	26.99	8.88	30.73	32.28	37.42	54.00	16.58	Peak

This test report may be reproduced in full only. The document may only be updated by Audix Technology Corp. personnel. Any changes will be noted in the Document History section of the report.

Audix Technology Corp.
No. 491, Zhongfu Rd., Linkou Dist.,
New Taipei City244, Taiwan
Tel: +886 2 26099301
Fax: +886 2 26099303

A.2.1.3 Band Edge

- OFDM Modulation

Mode	802.11ax-HT20	U-NII Band	5
Test SKU	SKU #1 (with INPAQ Antenna)	Frequency	TX 5955MHz

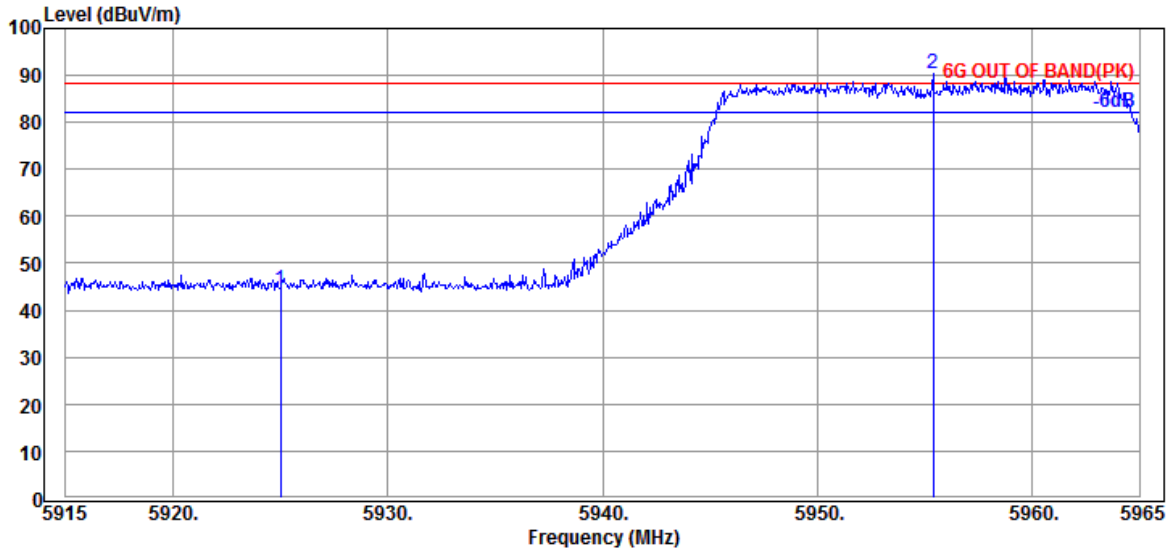

Antenna at Horizontal Polarization

	Emission Frequency (MHz)	Antenna Factor (dB/m)	Cable Loss (dB)	Preamp Gain (dB)	Read Level (dBμV)	Emission Level (dBμV/m)	Limits (dBμV/m)	Margin (dB)	Detector
	5925.000	34.60	9.59	34.41	34.49	44.27	88.20	43.93	Peak
@	5955.400	34.60	9.61	34.42	80.53	90.32	---	---	Peak

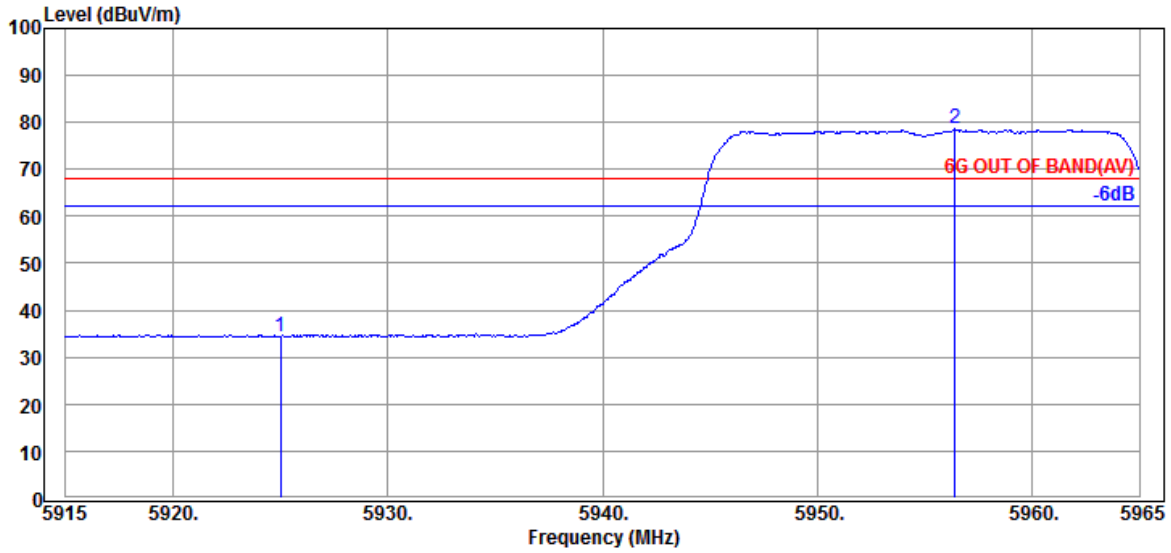

Antenna at Horizontal Polarization

	Emission Frequency (MHz)	Antenna Factor (dB/m)	Cable Loss (dB)	Preamp Gain (dB)	Read Level (dBμV)	Emission Level (dBμV/m)	Limits (dBμV/m)	Margin (dB)	Detector
	5925.000	34.60	9.59	34.41	24.68	34.46	68.20	33.74	Average
@	5956.400	34.60	9.62	34.42	68.74	78.54	---	---	Average

Remark: The "@" means fundamental frequency, it is ignored in this section.

This test report may be reproduced in full only. The document may only be updated by Audix Technology Corp. personnel. Any changes will be noted in the Document History section of the report.

Audix Technology Corp.
No. 491, Zhongfu Rd., Linkou Dist.,
New Taipei City244, Taiwan

Tel: +886 2 26099301
Fax: +886 2 26099303

Mode	802.11ax-HT20	U-NII Band	5
Test SKU	SKU #1 (with INPAQ Antenna)	Frequency	TX 5955MHz

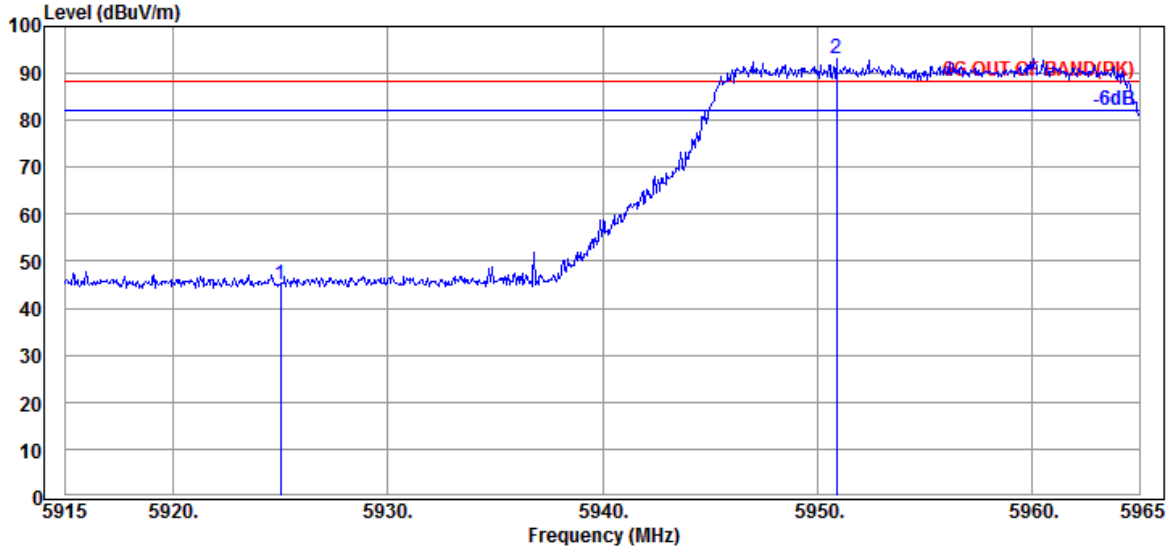

Antenna at Vertical Polarization

	Emission Frequency (MHz)	Antenna Factor (dB/m)	Cable Loss (dB)	Preamp Gain (dB)	Read Level (dBμV)	Emission Level (dBμV/m)	Limits (dBμV/m)	Margin (dB)	Detector
	5925.000	34.60	9.59	34.41	35.38	45.16	88.20	43.04	Peak
@	5950.900	34.60	9.61	34.42	83.28	93.07	88.20	---	Peak

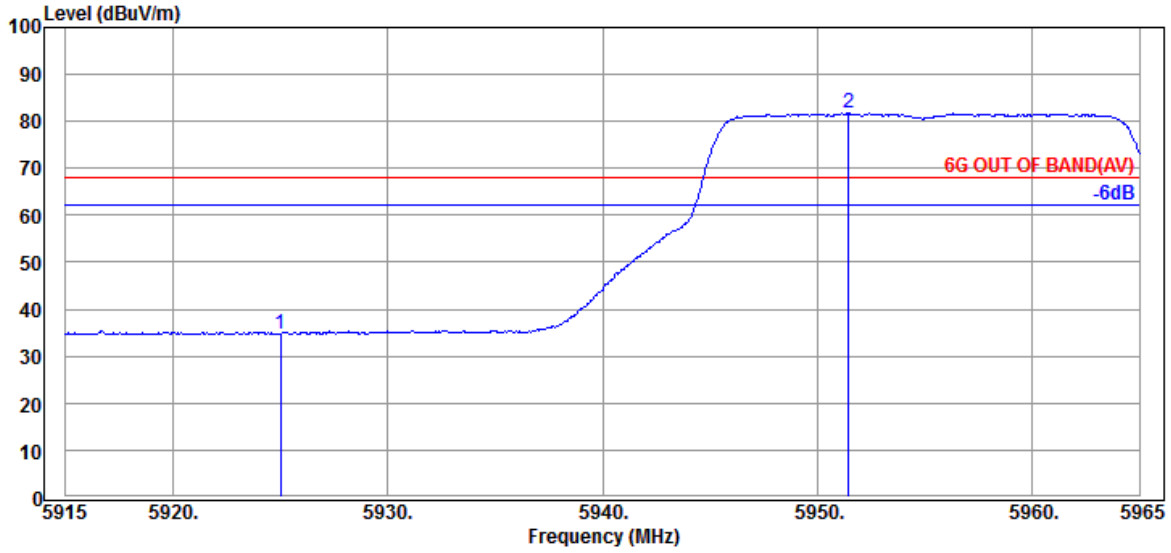

Antenna at Vertical Polarization

	Emission Frequency (MHz)	Antenna Factor (dB/m)	Cable Loss (dB)	Preamp Gain (dB)	Read Level (dBμV)	Emission Level (dBμV/m)	Limits (dBμV/m)	Margin (dB)	Detector
	5925.000	34.60	9.59	34.41	25.05	34.83	68.20	33.37	Average
@	5951.450	34.60	9.61	34.42	71.97	81.76	---	---	Average

Remark: The "@" means fundamental frequency, it is ignored in this section.

This test report may be reproduced in full only. The document may only be updated by Audix Technology Corp. personnel. Any changes will be noted in the Document History section of the report.

Audix Technology Corp.
No. 491, Zhongfu Rd., Linkou Dist.,
New Taipei City244, Taiwan
Tel: +886 2 26099301
Fax: +886 2 26099303

Mode	802.11ax-HT40	U-NII Band	5
Test SKU	SKU #1 (with INPAQ Antenna)	Frequency	TX 5965MHz

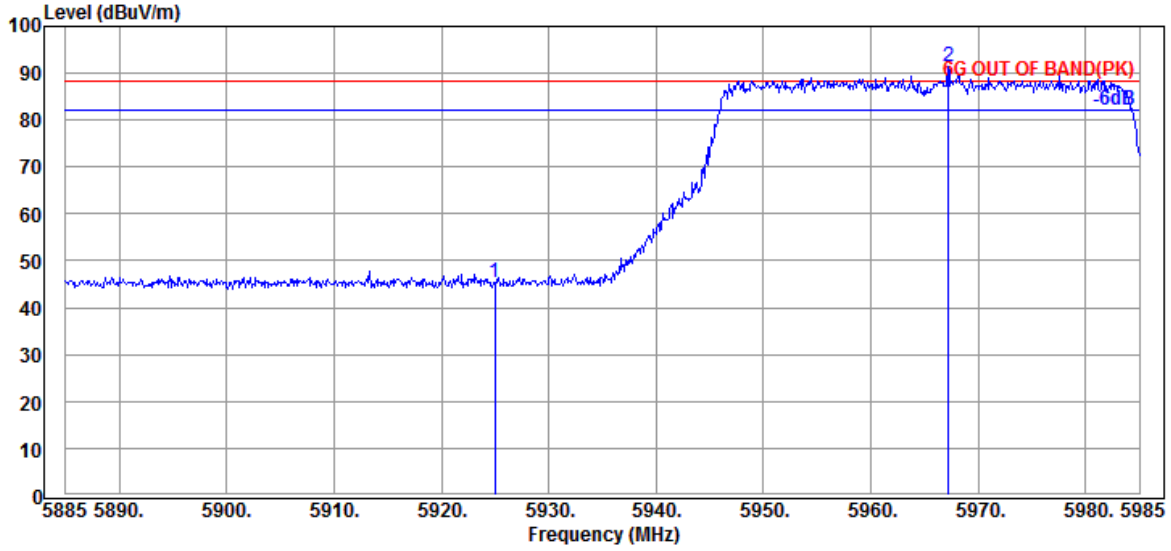

Antenna at Horizontal Polarization

	Emission Frequency (MHz)	Antenna Factor (dB/m)	Cable Loss (dB)	Preamp Gain (dB)	Read Level (dBμV)	Emission Level (dBμV/m)	Limits (dBμV/m)	Margin (dB)	Detector
	5925.000	34.60	9.59	34.41	35.47	45.25	88.20	42.95	Peak
@	5967.200	34.60	9.62	34.43	81.68	91.47	---	---	Peak

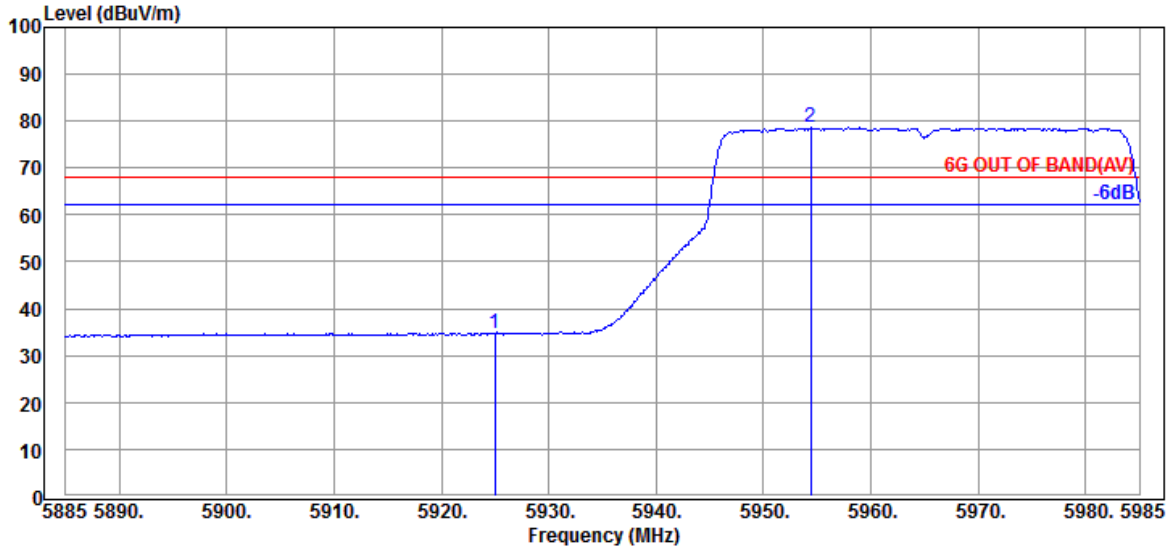

Antenna at Horizontal Polarization

	Emission Frequency (MHz)	Antenna Factor (dB/m)	Cable Loss (dB)	Preamp Gain (dB)	Read Level (dBμV)	Emission Level (dBμV/m)	Limits (dBμV/m)	Margin (dB)	Detector
	5925.000	34.60	9.59	34.41	24.99	34.77	68.20	33.43	Average
@	5954.400	34.60	9.61	34.42	68.74	78.53	---	---	Average

Remark: The "@" means fundamental frequency, it is ignored in this section.

This test report may be reproduced in full only. The document may only be updated by Audix Technology Corp. personnel. Any changes will be noted in the Document History section of the report.

Audix Technology Corp.
No. 491, Zhongfu Rd., Linkou Dist.,
New Taipei City244, Taiwan

Tel: +886 2 26099301
Fax: +886 2 26099303

Mode	802.11ax-HT40	U-NII Band	5
Test SKU	SKU #1 (with INPAQ Antenna)	Frequency	TX 5965MHz

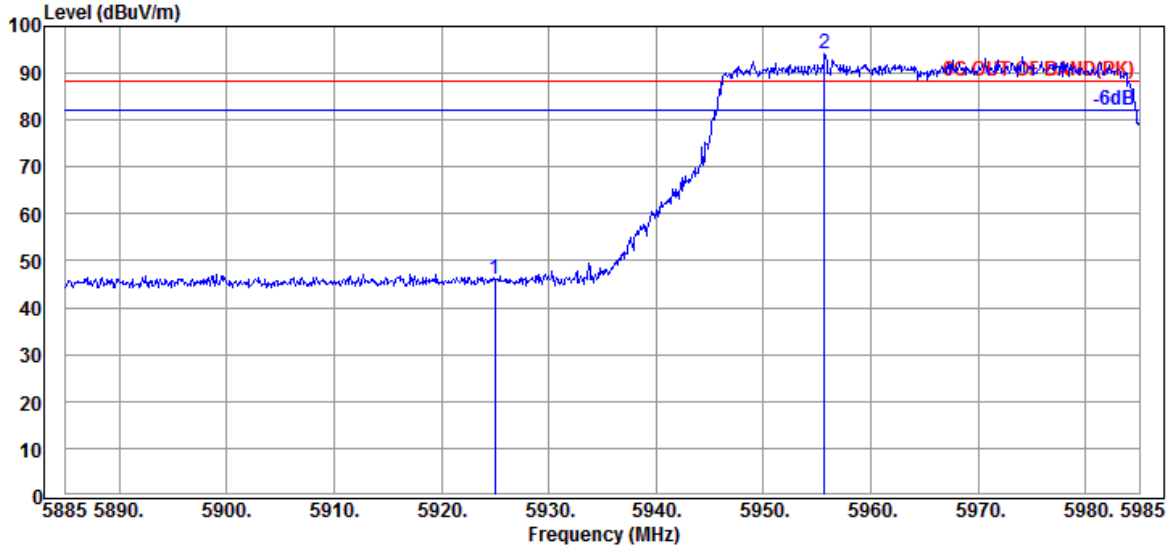

Antenna at Vertical Polarization

	Emission Frequency (MHz)	Antenna Factor (dB/m)	Cable Loss (dB)	Preamp Gain (dB)	Read Level (dBμV)	Emission Level (dBμV/m)	Limits (dBμV/m)	Margin (dB)	Detector
	5925.000	34.60	9.59	34.41	36.17	45.95	88.20	42.25	Peak
@	5955.700	34.60	9.62	34.42	84.30	94.10	---	---	Peak

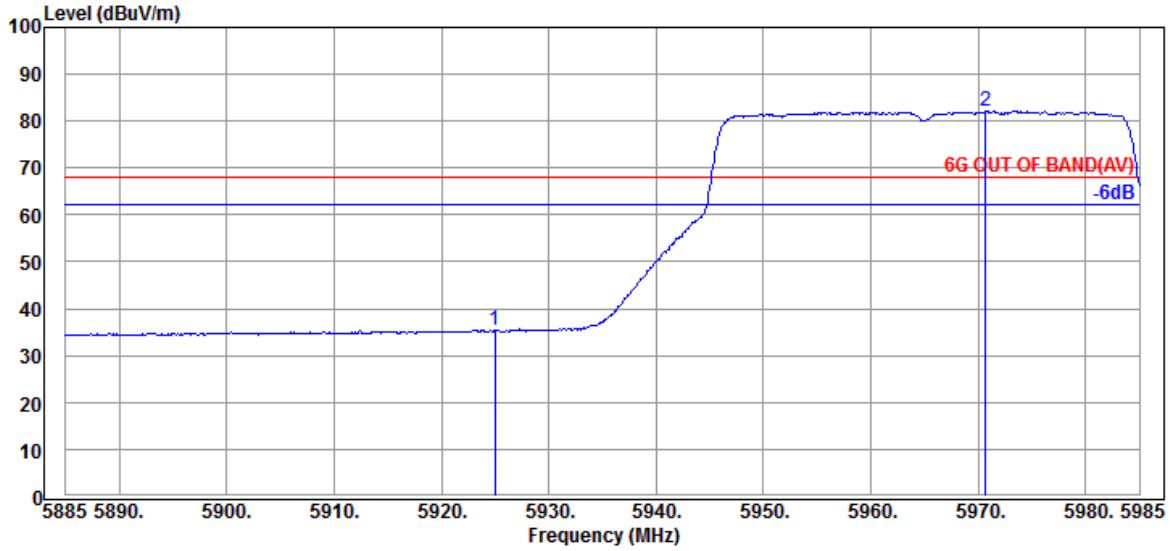

Antenna at Vertical Polarization

	Emission Frequency (MHz)	Antenna Factor (dB/m)	Cable Loss (dB)	Preamp Gain (dB)	Read Level (dBμV)	Emission Level (dBμV/m)	Limits (dBμV/m)	Margin (dB)	Detector
	5925.000	34.60	9.59	34.41	25.51	35.29	68.20	32.91	Average
@	5970.700	34.60	9.62	34.43	72.37	82.16	---	---	Average

Remark: The "@" means fundamental frequency, it is ignored in this section.

This test report may be reproduced in full only. The document may only be updated by Audix Technology Corp. personnel. Any changes will be noted in the Document History section of the report.

Audix Technology Corp.
No. 491, Zhongfu Rd., Linkou Dist.,
New Taipei City244, Taiwan
Tel: +886 2 26099301
Fax: +886 2 26099303

Mode	802.11ax-HT40	U-NII Band	8
Test SKU	SKU #1 (with INPAQ Antenna)	Frequency	TX 7085MHz

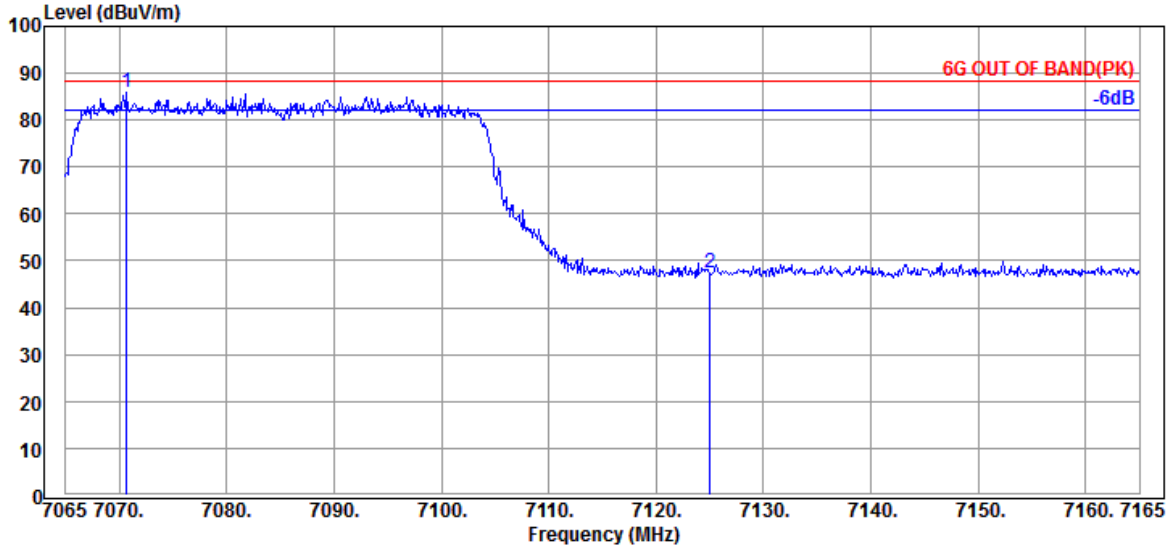

Antenna at Horizontal Polarization

	Emission Frequency (MHz)	Antenna Factor (dB/m)	Cable Loss (dB)	Preamp Gain (dB)	Read Level (dBμV)	Emission Level (dBμV/m)	Limits (dBμV/m)	Margin (dB)	Detector
	7070.700	35.65	10.47	34.56	74.25	85.81	---	---	Peak
@	7125.000	35.87	10.51	34.58	35.52	47.32	88.20	40.88	Peak

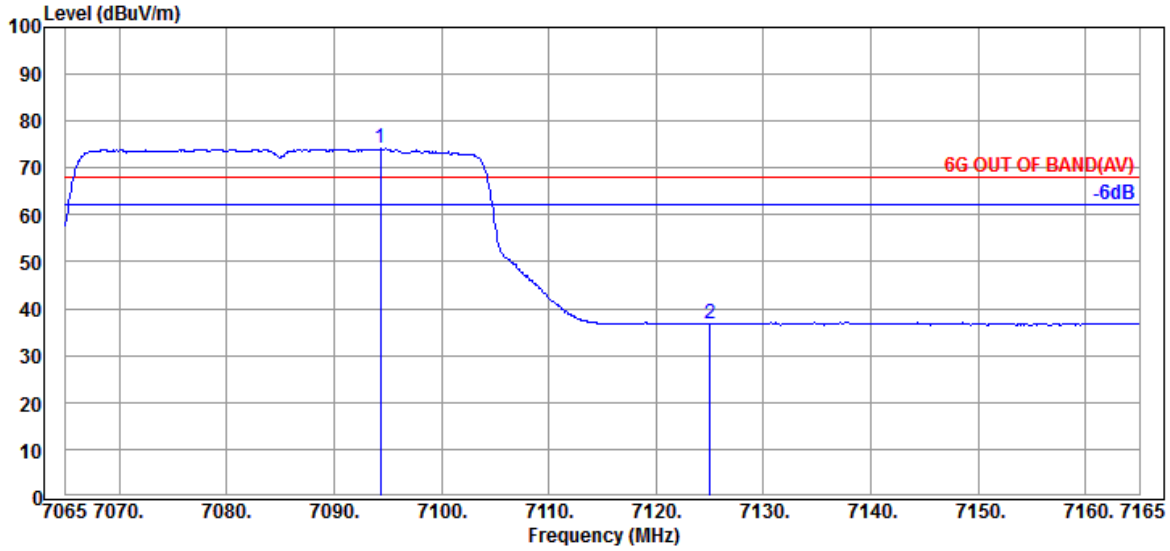

Antenna at Horizontal Polarization

	Emission Frequency (MHz)	Antenna Factor (dB/m)	Cable Loss (dB)	Preamp Gain (dB)	Read Level (dBμV)	Emission Level (dBμV/m)	Limits (dBμV/m)	Margin (dB)	Detector
	7094.300	35.80	10.48	34.57	62.39	74.10	---	---	Average
@	7125.000	35.87	10.51	34.58	25.01	36.81	68.20	31.39	Average

Remark: The "@" means fundamental frequency, it is ignored in this section.

This test report may be reproduced in full only. The document may only be updated by Audix Technology Corp. personnel. Any changes will be noted in the Document History section of the report.

Audix Technology Corp.
No. 491, Zhongfu Rd., Linkou Dist.,
New Taipei City244, Taiwan
Tel: +886 2 26099301
Fax: +886 2 26099303

Mode	802.11ax-HT40	U-NII Band	8
Test SKU	SKU #1 (with INPAQ Antenna)	Frequency	TX 7085MHz

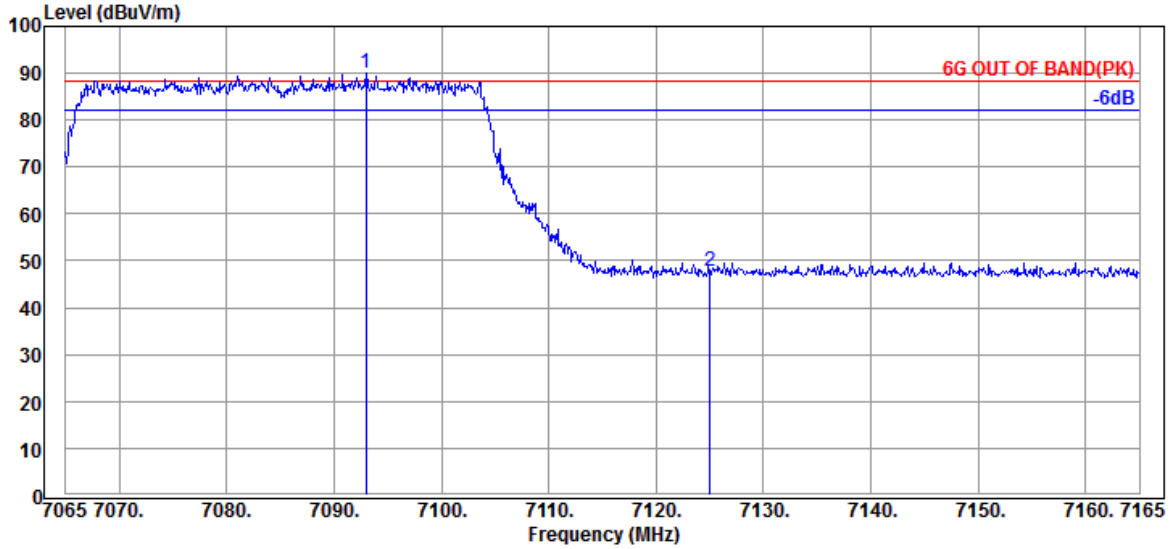

Antenna at Vertical Polarization

	Emission Frequency (MHz)	Antenna Factor (dB/m)	Cable Loss (dB)	Preamp Gain (dB)	Read Level (dBμV)	Emission Level (dBμV/m)	Limits (dBμV/m)	Margin (dB)	Detector
	7093.000	35.80	10.48	34.57	78.22	89.93	---	---	Peak
@	7125.000	35.87	10.51	34.58	36.03	47.83	88.20	40.37	Peak

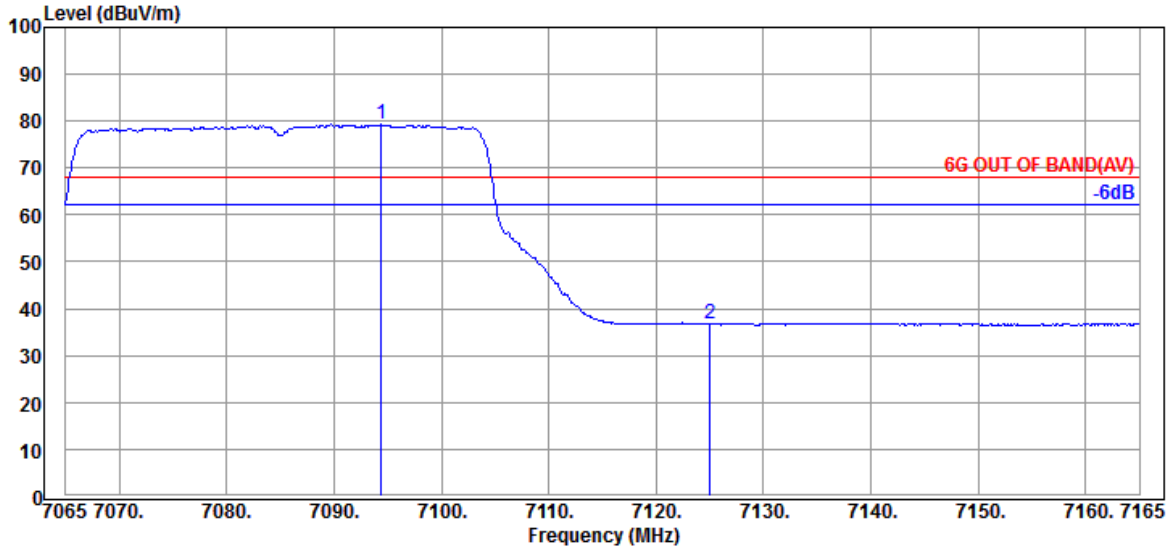

Antenna at Vertical Polarization

	Emission Frequency (MHz)	Antenna Factor (dB/m)	Cable Loss (dB)	Preamp Gain (dB)	Read Level (dBμV)	Emission Level (dBμV/m)	Limits (dBμV/m)	Margin (dB)	Detector
	7094.400	35.80	10.48	34.57	67.53	79.24	---	---	Average
@	7125.000	35.87	10.51	34.58	24.91	36.71	68.20	31.49	Average

Remark: The "@" means fundamental frequency, it is ignored in this section.

This test report may be reproduced in full only. The document may only be updated by Audix Technology Corp. personnel. Any changes will be noted in the Document History section of the report.

Audix Technology Corp.
No. 491, Zhongfu Rd., Linkou Dist.,
New Taipei City244, Taiwan
Tel: +886 2 26099301
Fax: +886 2 26099303

Mode	802.11ax-HT80	U-NII Band	5
Test SKU	SKU #1 (with INPAQ Antenna)	Frequency	TX 5985MHz

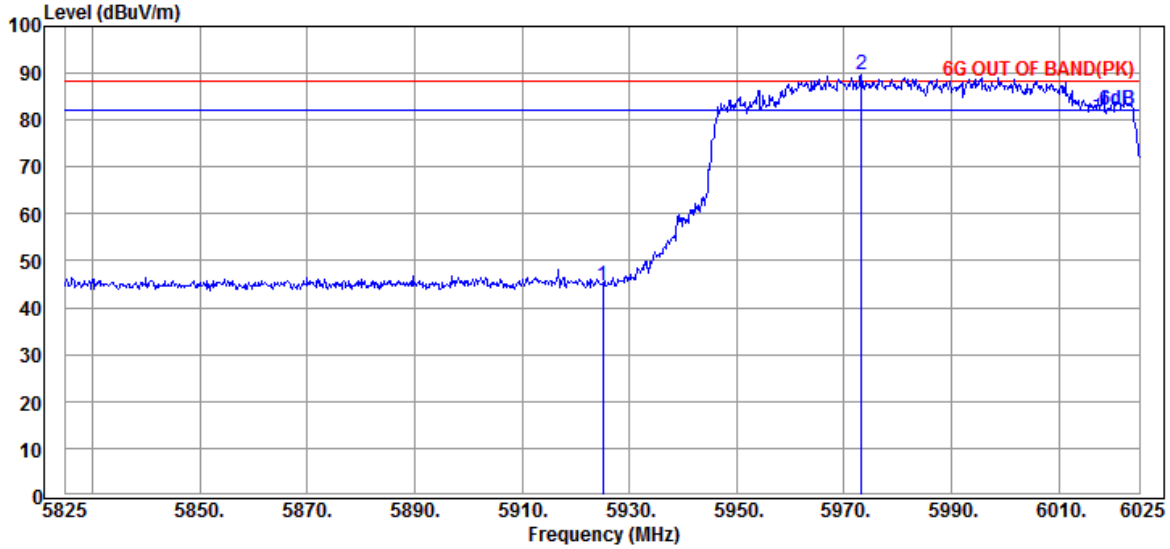

Antenna at Horizontal Polarization

	Emission Frequency (MHz)	Antenna Factor (dB/m)	Cable Loss (dB)	Preamp Gain (dB)	Read Level (dBμV)	Emission Level (dBμV/m)	Limits (dBμV/m)	Margin (dB)	Detector
	5925.000	34.60	9.59	34.41	34.96	44.74	88.20	43.46	Peak
@	5973.200	34.60	9.64	34.43	79.93	89.74	---	---	Peak

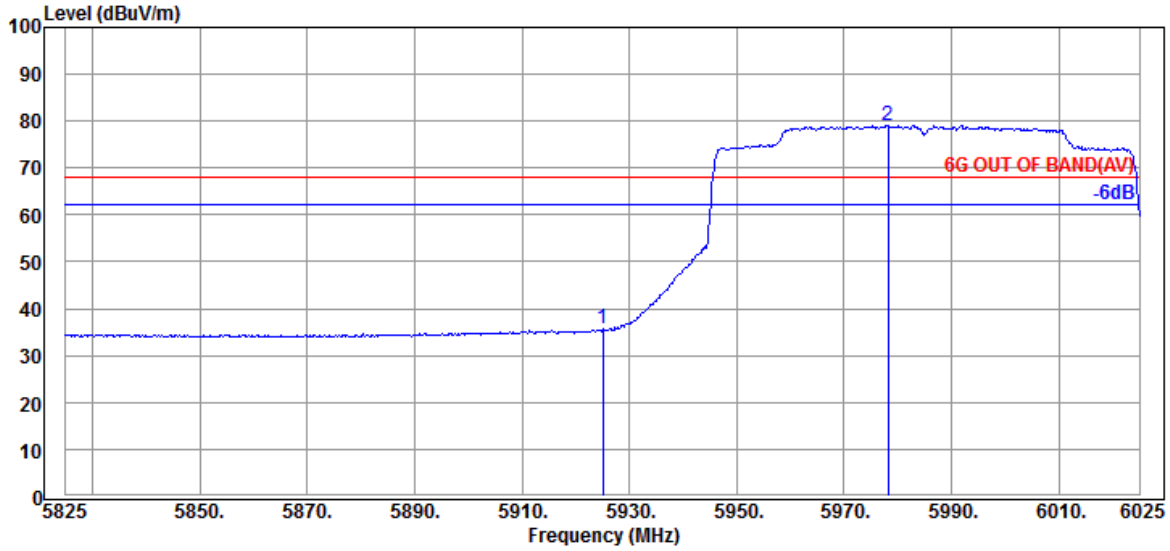

Antenna at Horizontal Polarization

	Emission Frequency (MHz)	Antenna Factor (dB/m)	Cable Loss (dB)	Preamp Gain (dB)	Read Level (dBμV)	Emission Level (dBμV/m)	Limits (dBμV/m)	Margin (dB)	Detector
	5925.000	34.60	9.59	34.41	25.80	35.58	68.20	32.62	Average
@	5978.200	34.60	9.64	34.43	69.27	79.08	---	---	Average

Remark: The "@" means fundamental frequency, it is ignored in this section.

This test report may be reproduced in full only. The document may only be updated by Audix Technology Corp. personnel. Any changes will be noted in the Document History section of the report.

Audix Technology Corp.
No. 491, Zhongfu Rd., Linkou Dist.,
New Taipei City244, Taiwan
Tel: +886 2 26099301
Fax: +886 2 26099303

Mode	802.11ax-HT80	U-NII Band	5
Test SKU	SKU #1 (with INPAQ Antenna)	Frequency	TX 5985MHz

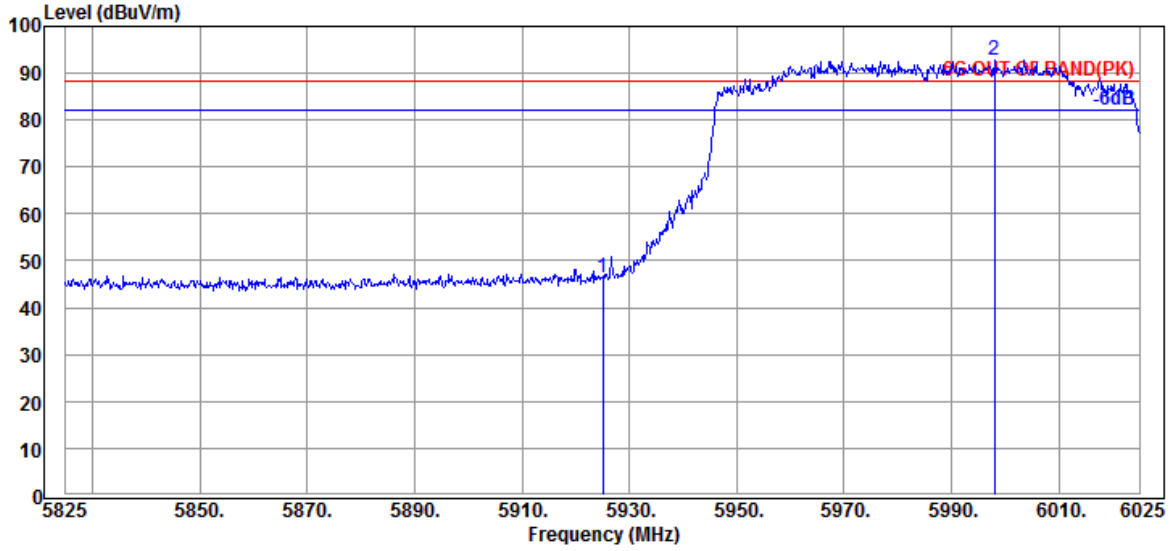

Antenna at Vertical Polarization

	Emission Frequency (MHz)	Antenna Factor (dB/m)	Cable Loss (dB)	Preamp Gain (dB)	Read Level (dBμV)	Emission Level (dBμV/m)	Limits (dBμV/m)	Margin (dB)	Detector
	5925.000	34.60	9.59	34.41	36.72	46.50	88.20	41.70	Peak
@	5998.000	34.60	9.65	34.44	83.09	92.90	---	---	Peak

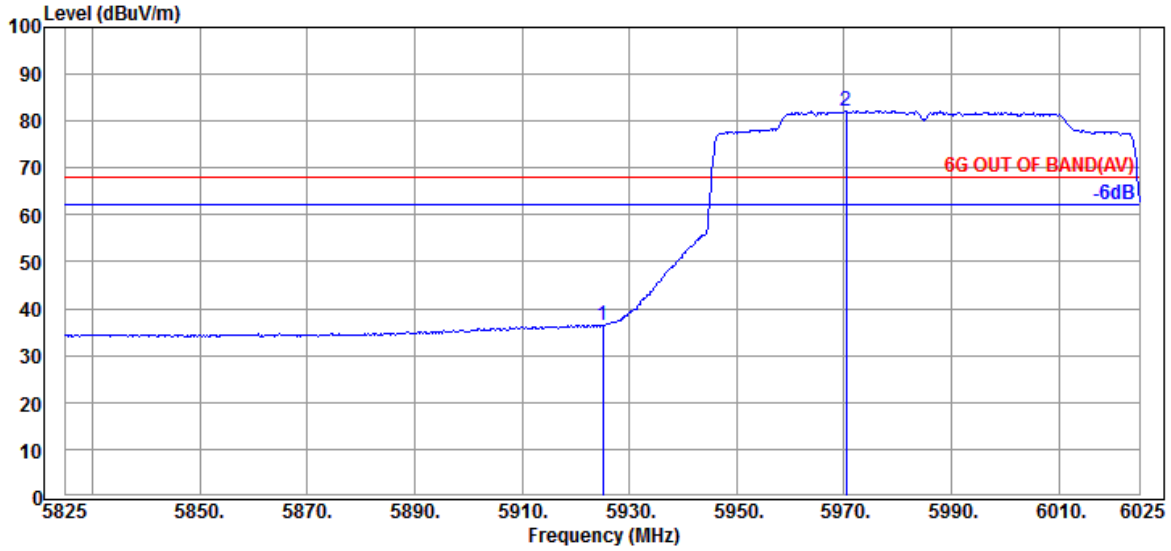

Antenna at Vertical Polarization

	Emission Frequency (MHz)	Antenna Factor (dB/m)	Cable Loss (dB)	Preamp Gain (dB)	Read Level (dBμV)	Emission Level (dBμV/m)	Limits (dBμV/m)	Margin (dB)	Detector
	5925.000	34.60	9.59	34.41	26.69	36.47	68.20	31.73	Average
@	5970.400	34.60	9.62	34.43	72.32	82.11	---	---	Average

Remark: The "@" means fundamental frequency, it is ignored in this section.

This test report may be reproduced in full only. The document may only be updated by Audix Technology Corp. personnel. Any changes will be noted in the Document History section of the report.

Audix Technology Corp.
No. 491, Zhongfu Rd., Linkou Dist.,
New Taipei City244, Taiwan
Tel: +886 2 26099301
Fax: +886 2 26099303

Mode	802.11ax-HT80	U-NII Band	8
Test SKU	SKU #1 (with INPAQ Antenna)	Frequency	TX 7025MHz

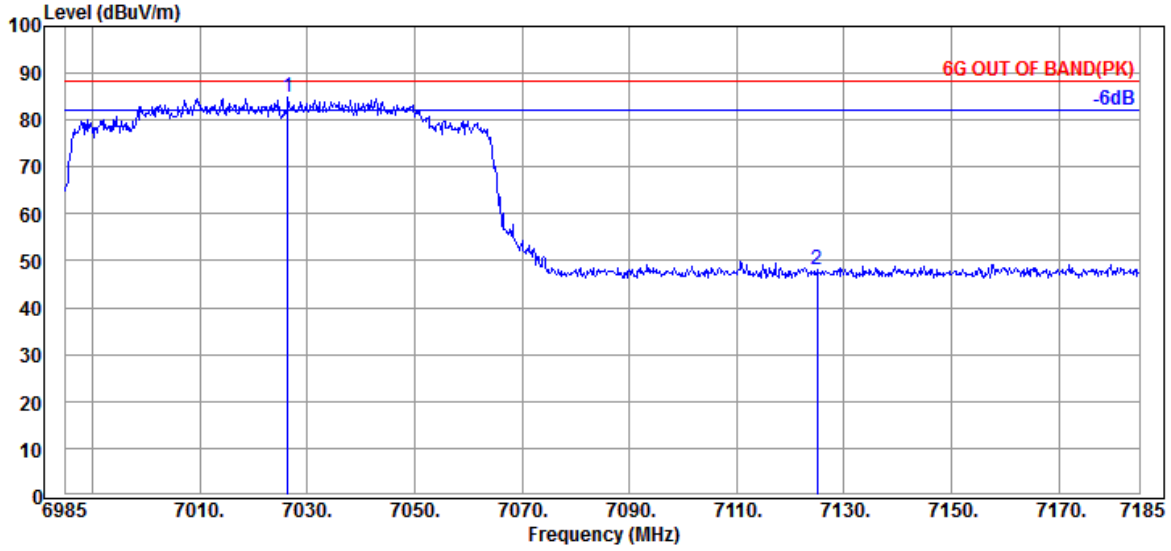

Antenna at Horizontal Polarization

	Emission Frequency (MHz)	Antenna Factor (dB/m)	Cable Loss (dB)	Preamp Gain (dB)	Read Level (dBμV)	Emission Level (dBμV/m)	Limits (dBμV/m)	Margin (dB)	Detector
@	7026.400	35.47	10.43	34.52	73.56	84.94	---	---	Peak
	7125.000	35.87	10.51	34.58	36.47	48.27	88.20	39.93	Peak

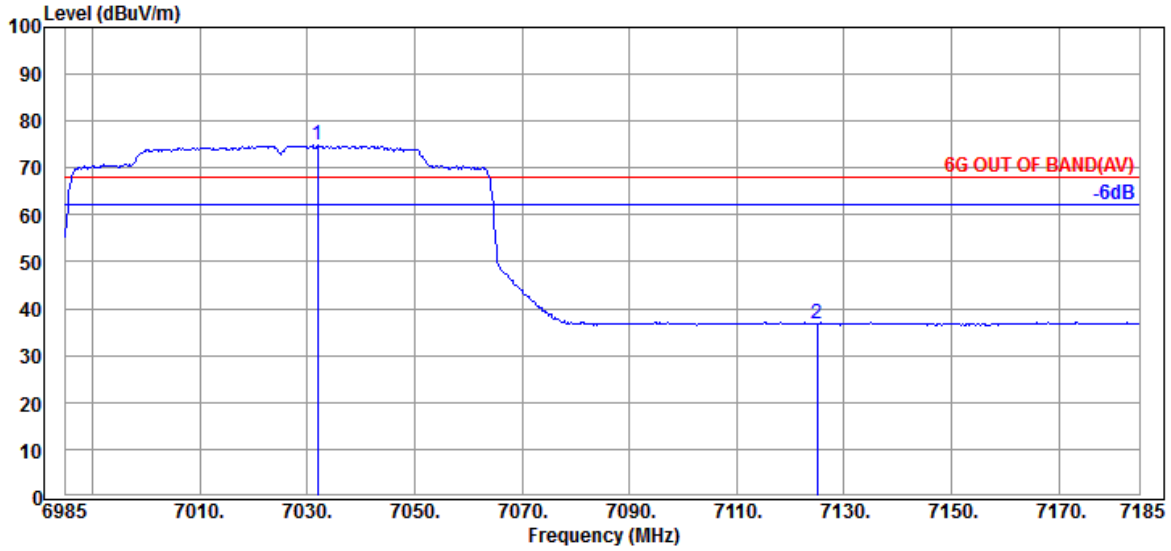

Antenna at Horizontal Polarization

	Emission Frequency (MHz)	Antenna Factor (dB/m)	Cable Loss (dB)	Preamp Gain (dB)	Read Level (dBμV)	Emission Level (dBμV/m)	Limits (dBμV/m)	Margin (dB)	Detector
@	7032.000	35.47	10.44	34.54	63.42	74.79	---	---	Average
	7125.000	35.87	10.51	34.58	24.93	36.73	68.20	31.47	Average

Remark: The "@" means fundamental frequency, it is ignored in this section.

This test report may be reproduced in full only. The document may only be updated by Audix Technology Corp. personnel. Any changes will be noted in the Document History section of the report.

Audix Technology Corp.
No. 491, Zhongfu Rd., Linkou Dist.,
New Taipei City244, Taiwan
Tel: +886 2 26099301
Fax: +886 2 26099303

Mode	802.11ax-HT80	U-NII Band	8
Test SKU	SKU #1 (with INPAQ Antenna)	Frequency	TX 7025MHz

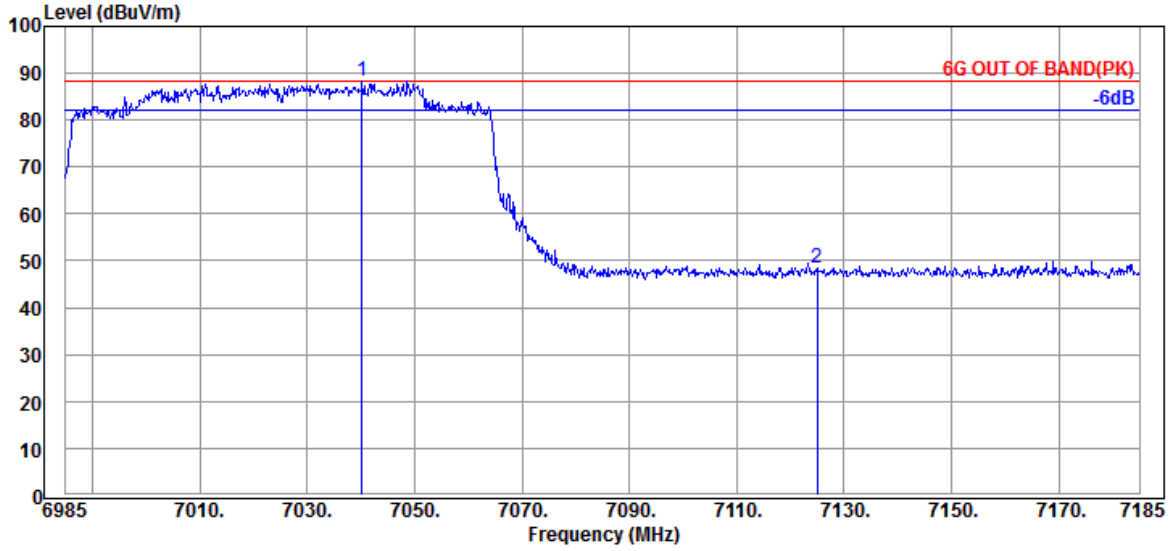

Antenna at Vertical Polarization

	Emission Frequency (MHz)	Antenna Factor (dB/m)	Cable Loss (dB)	Preamp Gain (dB)	Read Level (dBμV)	Emission Level (dBμV/m)	Limits (dBμV/m)	Margin (dB)	Detector
@	7040.200	35.47	10.44	34.54	76.93	88.30	---	---	Peak
	7125.000	35.87	10.51	34.58	36.68	48.48	88.20	39.72	Peak

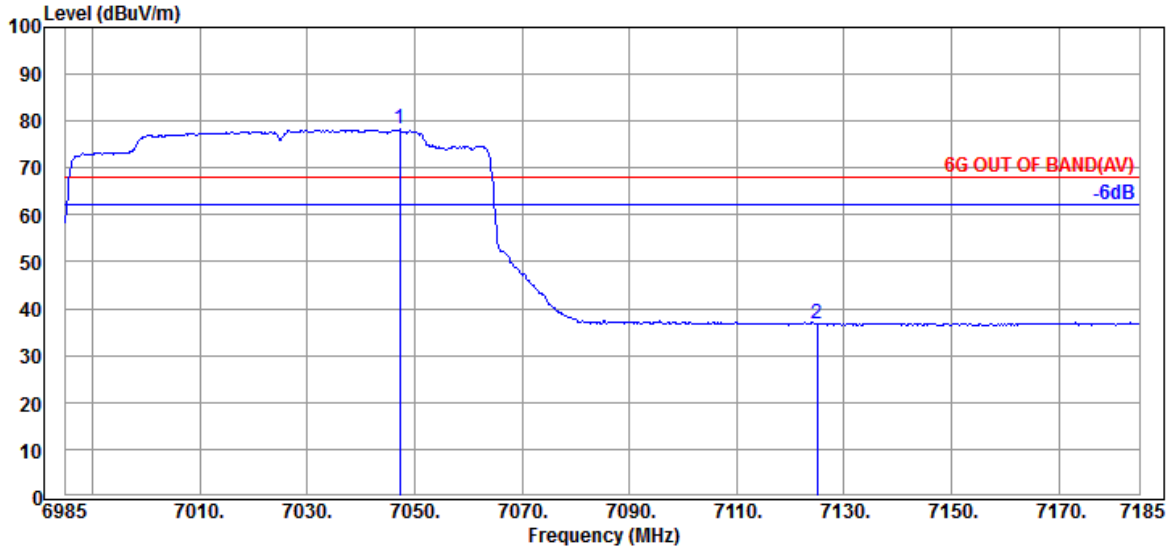

Antenna at Vertical Polarization

	Emission Frequency (MHz)	Antenna Factor (dB/m)	Cable Loss (dB)	Preamp Gain (dB)	Read Level (dBμV)	Emission Level (dBμV/m)	Limits (dBμV/m)	Margin (dB)	Detector
@	7047.200	35.50	10.46	34.54	66.76	78.18	---	---	Average
	7125.000	35.87	10.51	34.58	25.02	36.82	68.20	31.38	Average

Remark: The "@" means fundamental frequency, it is ignored in this section.

This test report may be reproduced in full only. The document may only be updated by Audix Technology Corp. personnel. Any changes will be noted in the Document History section of the report.

Audix Technology Corp.
No. 491, Zhongfu Rd., Linkou Dist.,
New Taipei City244, Taiwan
Tel: +886 2 26099301
Fax: +886 2 26099303

Mode	802.11ax-HT160	U-NII Band	5
Test SKU	SKU #1 (with INPAQ Antenna)	Frequency	TX 6025MHz

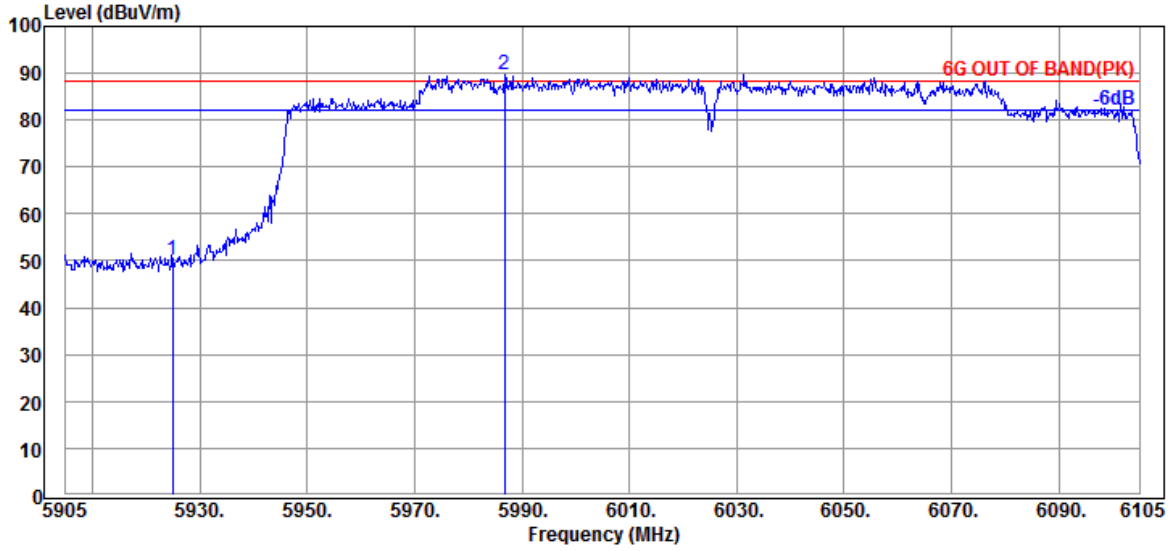

Antenna at Horizontal Polarization

	Emission Frequency (MHz)	Antenna Factor (dB/m)	Cable Loss (dB)	Preamp Gain (dB)	Read Level (dBμV)	Emission Level (dBμV/m)	Limits (dBμV/m)	Margin (dB)	Detector
	5925.000	34.60	9.59	34.41	40.52	50.30	88.20	37.90	Peak
@	5986.800	34.60	9.64	34.44	79.98	89.78	---	---	Peak

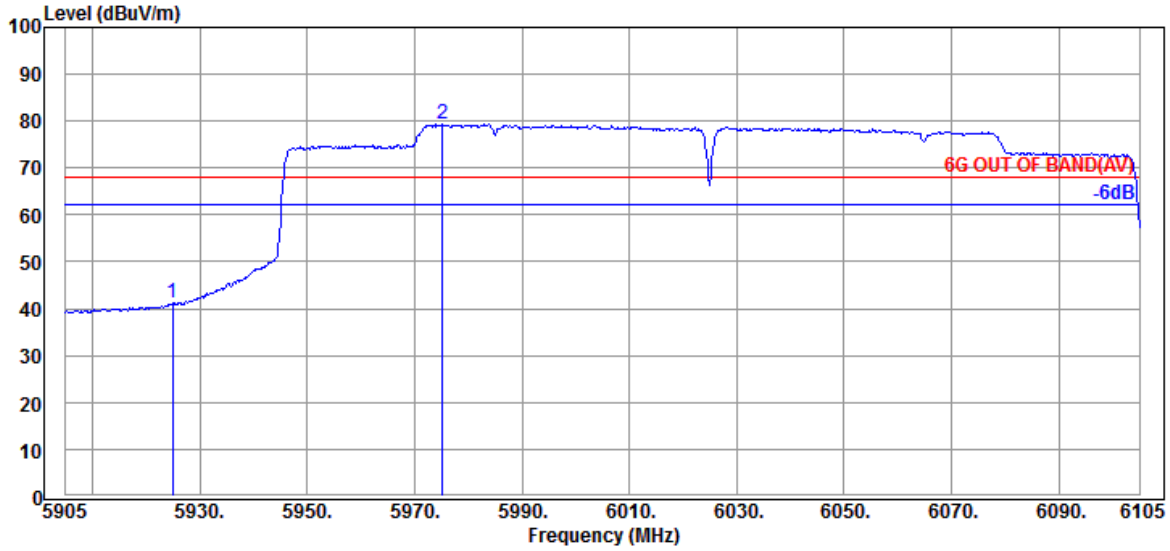

Antenna at Horizontal Polarization

	Emission Frequency (MHz)	Antenna Factor (dB/m)	Cable Loss (dB)	Preamp Gain (dB)	Read Level (dBμV)	Emission Level (dBμV/m)	Limits (dBμV/m)	Margin (dB)	Detector
	5925.000	34.60	9.59	34.41	31.54	41.32	68.20	26.88	Average
@	5975.200	34.60	9.64	34.43	69.48	79.29	---	---	Average

Remark: The "@" means fundamental frequency, it is ignored in this section.

This test report may be reproduced in full only. The document may only be updated by Audix Technology Corp. personnel. Any changes will be noted in the Document History section of the report.

Audix Technology Corp.
No. 491, Zhongfu Rd., Linkou Dist.,
New Taipei City244, Taiwan
Tel: +886 2 26099301
Fax: +886 2 26099303

Mode	802.11ax-HT160	U-NII Band	5
Test SKU	SKU #1 (with INPAQ Antenna)	Frequency	TX 6025MHz

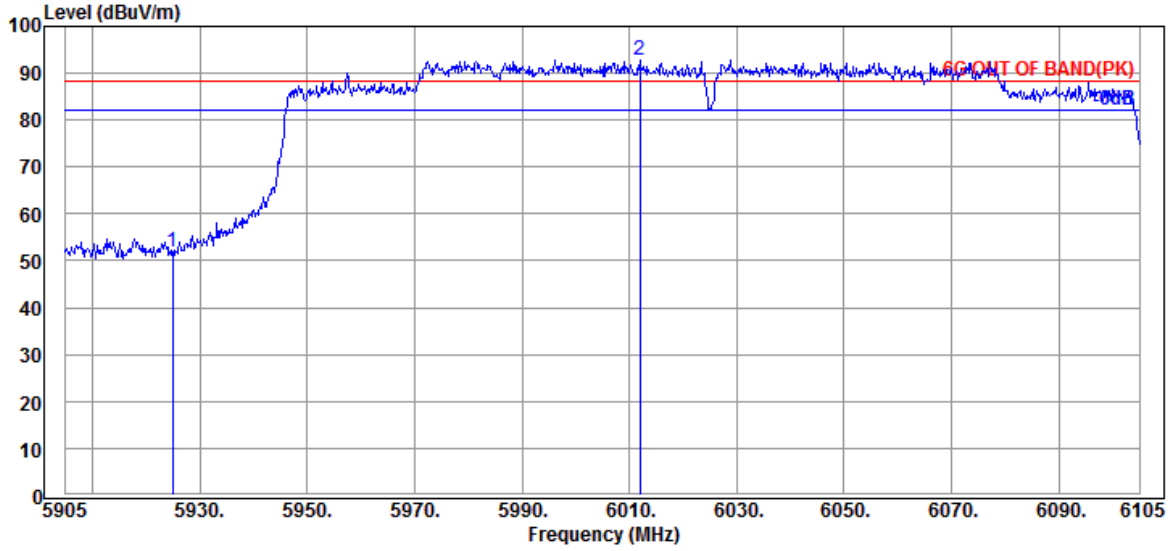

Antenna at Vertical Polarization

	Emission Frequency (MHz)	Antenna Factor (dB/m)	Cable Loss (dB)	Preamp Gain (dB)	Read Level (dBμV)	Emission Level (dBμV/m)	Limits (dBμV/m)	Margin (dB)	Detector
	5925.000	34.60	9.59	34.41	42.07	51.85	88.20	36.35	Peak
@	6012.000	34.60	9.66	34.42	83.05	92.89	---	---	Peak

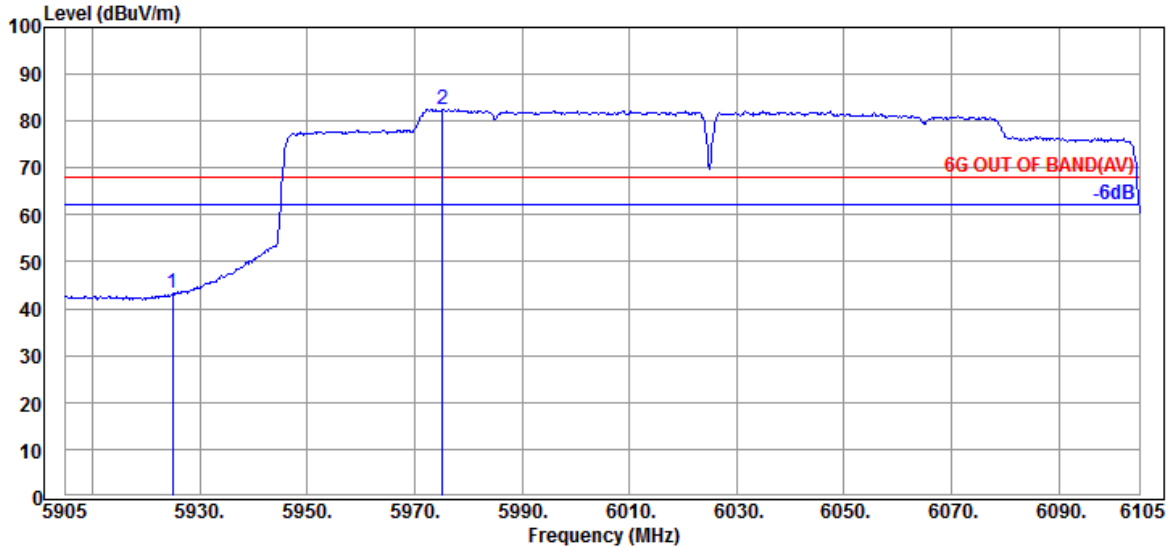

Antenna at Vertical Polarization

	Emission Frequency (MHz)	Antenna Factor (dB/m)	Cable Loss (dB)	Preamp Gain (dB)	Read Level (dBμV)	Emission Level (dBμV/m)	Limits (dBμV/m)	Margin (dB)	Detector
	5925.000	34.60	9.59	34.41	33.55	43.33	68.20	24.87	Average
@	5975.200	34.60	9.64	34.43	72.70	82.51	---	---	Average

Remark: The "@" means fundamental frequency, it is ignored in this section.

This test report may be reproduced in full only. The document may only be updated by Audix Technology Corp. personnel. Any changes will be noted in the Document History section of the report.

Audix Technology Corp.
No. 491, Zhongfu Rd., Linkou Dist.,
New Taipei City244, Taiwan
Tel: +886 2 26099301
Fax: +886 2 26099303

Mode	802.11ax-HT160	U-NII Band	8
Test SKU	SKU #1 (with INPAQ Antenna)	Frequency	TX 6985MHz

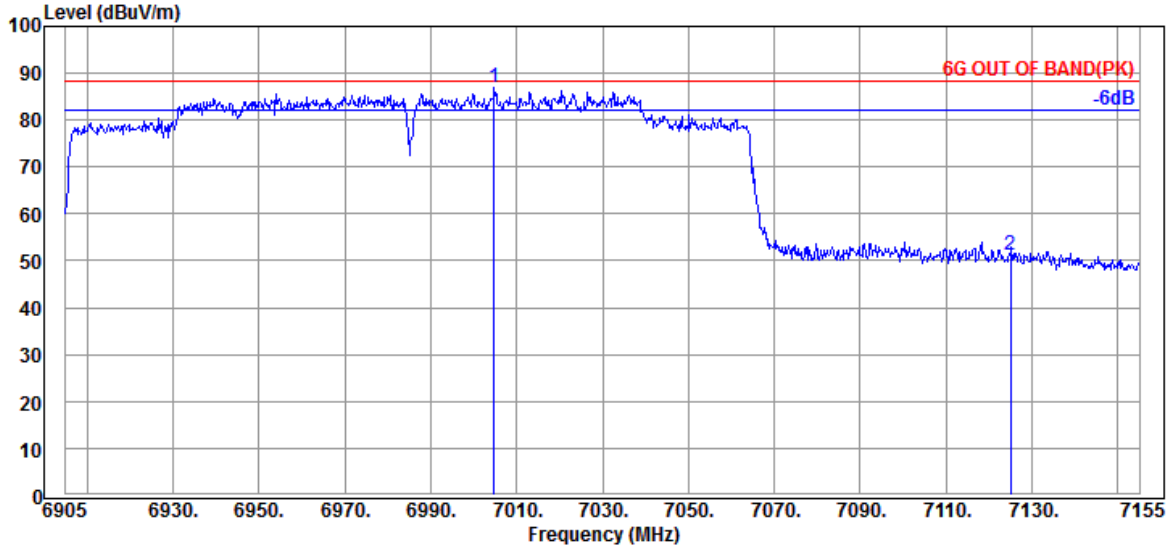

Antenna at Horizontal Polarization

	Emission Frequency (MHz)	Antenna Factor (dB/m)	Cable Loss (dB)	Preamp Gain (dB)	Read Level (dBμV)	Emission Level (dBμV/m)	Limits (dBμV/m)	Margin (dB)	Detector
	7004.750	35.40	10.42	34.51	75.50	86.81	---	---	Peak
@	7125.000	35.87	10.51	34.58	39.39	51.19	88.20	37.01	Peak

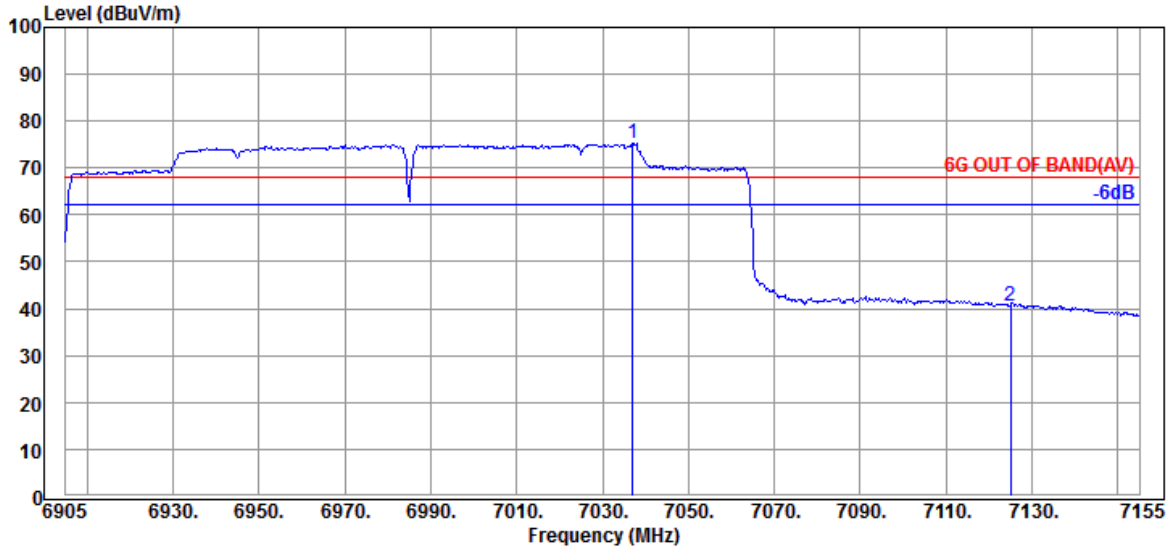

Antenna at Horizontal Polarization

	Emission Frequency (MHz)	Antenna Factor (dB/m)	Cable Loss (dB)	Preamp Gain (dB)	Read Level (dBμV)	Emission Level (dBμV/m)	Limits (dBμV/m)	Margin (dB)	Detector
	7037.000	35.47	10.44	34.54	63.75	75.12	---	---	Average
@	7125.000	35.87	10.51	34.58	28.89	40.69	68.20	27.51	Average

Remark: The "@" means fundamental frequency, it is ignored in this section.

This test report may be reproduced in full only. The document may only be updated by Audix Technology Corp. personnel. Any changes will be noted in the Document History section of the report.

Audix Technology Corp.
No. 491, Zhongfu Rd., Linkou Dist.,
New Taipei City244, Taiwan
Tel: +886 2 26099301
Fax: +886 2 26099303

Mode	802.11ax-HT160	U-NII Band	8
Test SKU	SKU #1 (with INPAQ Antenna)	Frequency	TX 6985MHz

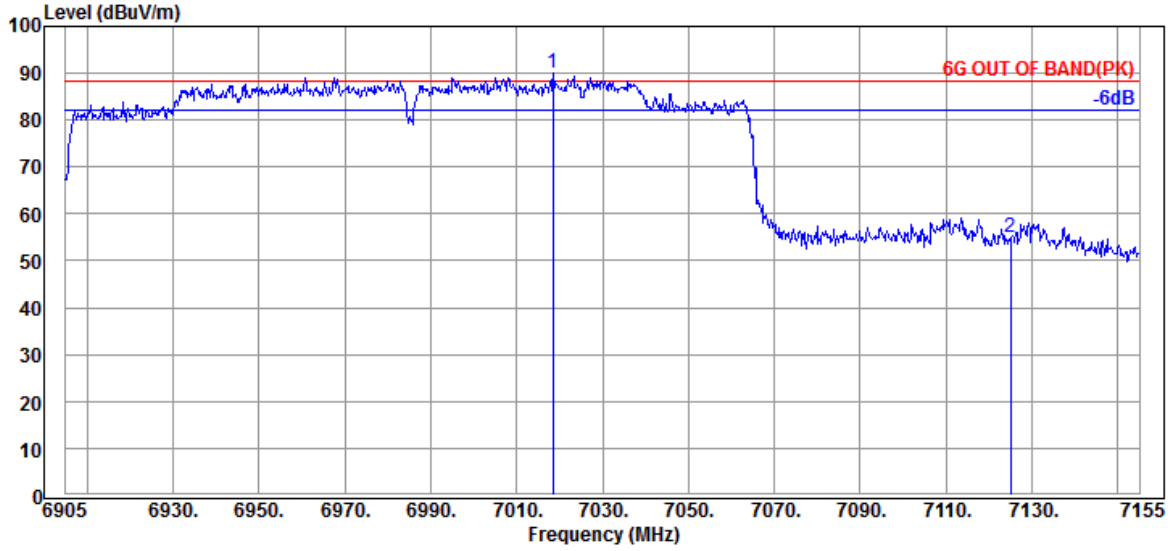

Antenna at Vertical Polarization

	Emission Frequency (MHz)	Antenna Factor (dB/m)	Cable Loss (dB)	Preamp Gain (dB)	Read Level (dBμV)	Emission Level (dBμV/m)	Limits (dBμV/m)	Margin (dB)	Detector
	7018.500	35.43	10.43	34.52	78.79	90.13	---	---	Peak
@	7125.000	35.87	10.51	34.58	43.16	54.96	88.20	33.24	Peak

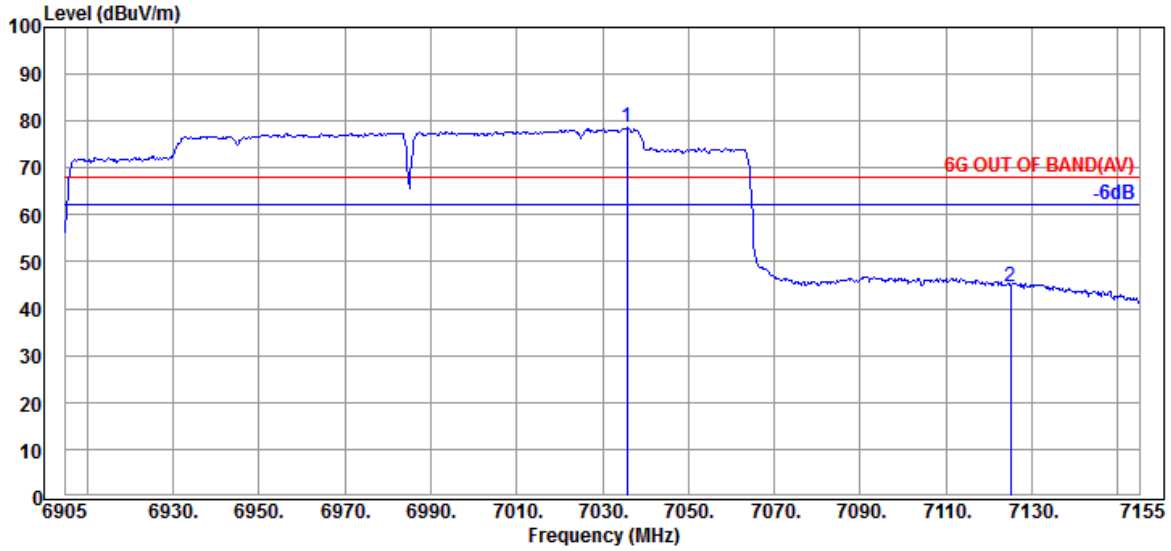

Antenna at Vertical Polarization

	Emission Frequency (MHz)	Antenna Factor (dB/m)	Cable Loss (dB)	Preamp Gain (dB)	Read Level (dBμV)	Emission Level (dBμV/m)	Limits (dBμV/m)	Margin (dB)	Detector
	7035.750	35.47	10.44	34.54	67.20	78.57	---	---	Average
@	7125.000	35.87	10.51	34.58	32.76	44.56	68.20	23.64	Average

Remark: The "@" means fundamental frequency, it is ignored in this section.

This test report may be reproduced in full only. The document may only be updated by Audix Technology Corp. personnel. Any changes will be noted in the Document History section of the report.

Audix Technology Corp.
No. 491, Zhongfu Rd., Linkou Dist.,
New Taipei City244, Taiwan
Tel: +886 2 26099301
Fax: +886 2 26099303

- OFDMA Modulation

Tones	26T	RU Index	0
Mode	802.11ax-HE20	U-NII Band	5
Test SKU	SKU #1 (with INPAQ Antenna)	Frequency	TX 5955MHz

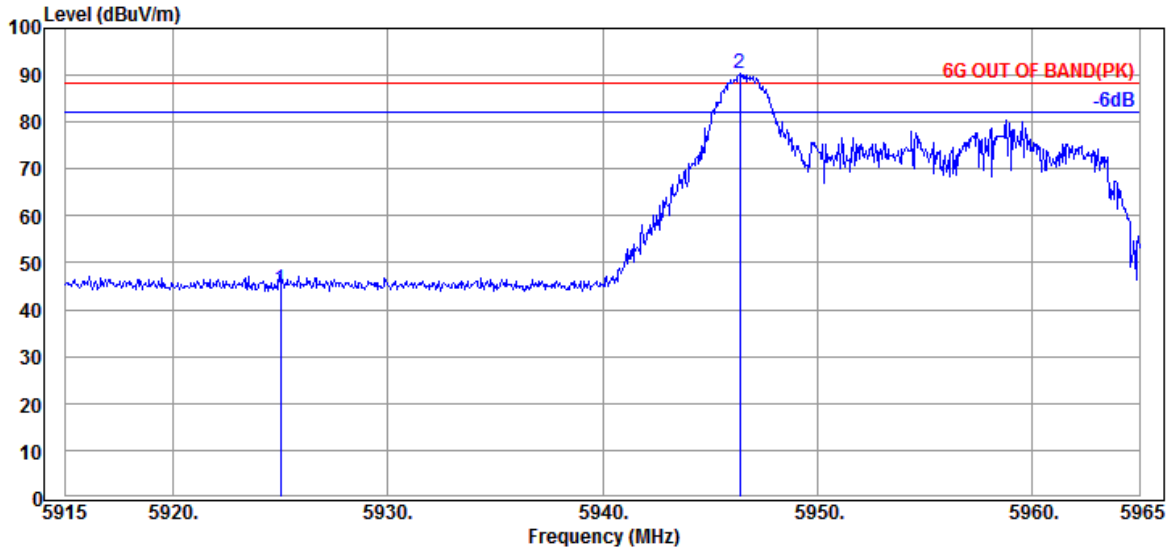

Antenna at Horizontal Polarization

	Emission Frequency (MHz)	Antenna Factor (dB/m)	Cable Loss (dB)	Preamp Gain (dB)	Read Level (dBμV)	Emission Level (dBμV/m)	Limits (dBμV/m)	Margin (dB)	Detector
	5925.000	34.60	9.59	34.41	34.72	44.50	88.20	43.70	Peak
@	5946.400	34.60	9.61	34.42	80.53	90.32	---	---	Peak

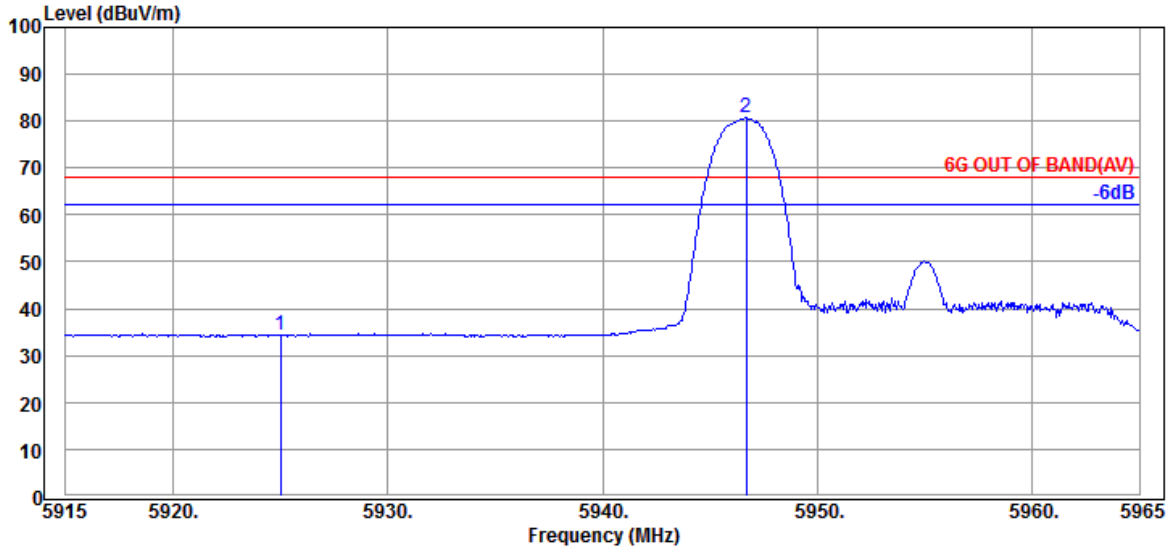

Antenna at Horizontal Polarization

	Emission Frequency (MHz)	Antenna Factor (dB/m)	Cable Loss (dB)	Preamp Gain (dB)	Read Level (dBμV)	Emission Level (dBμV/m)	Limits (dBμV/m)	Margin (dB)	Detector
	5925.000	34.60	9.59	34.41	24.46	34.24	68.20	33.96	Average
@	5946.700	34.60	9.61	34.42	70.90	80.69	---	---	Average

Remark: The "@" means fundamental frequency, it is ignored in this section.

This test report may be reproduced in full only. The document may only be updated by Audix Technology Corp. personnel. Any changes will be noted in the Document History section of the report.

Audix Technology Corp.
No. 491, Zhongfu Rd., Linkou Dist.,
New Taipei City244, Taiwan
Tel: +886 2 26099301
Fax: +886 2 26099303

Tones	26T	RU Index	0
Mode	802.11ax-HE20	U-NII Band	2
Test SKU	SKU #1 (with INPAQ Antenna)	Frequency	TX 5955MHz

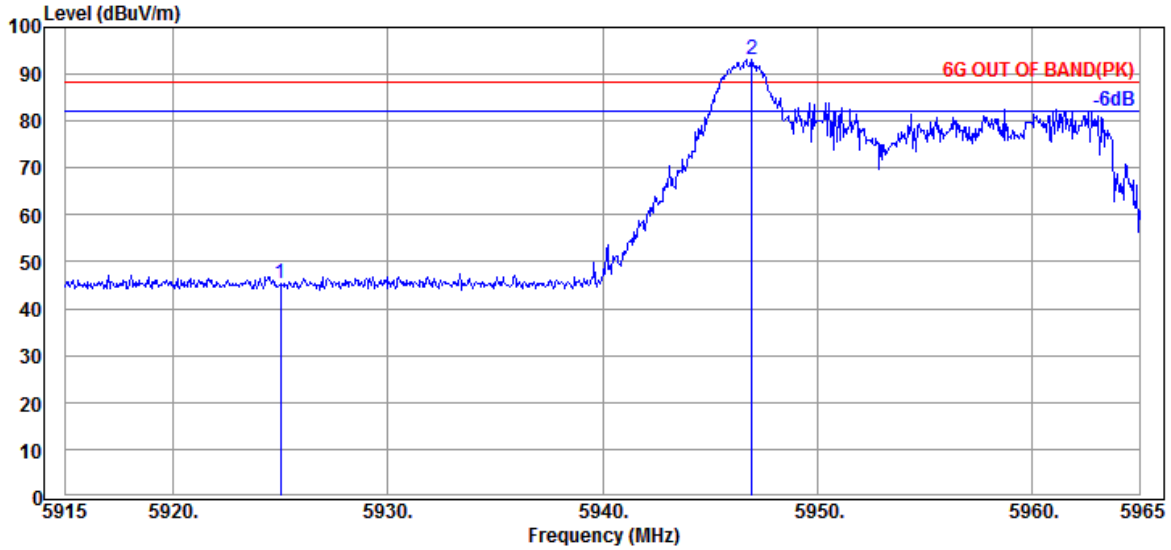

Antenna at Vertical Polarization

	Emission Frequency (MHz)	Antenna Factor (dB/m)	Cable Loss (dB)	Preamp Gain (dB)	Read Level (dBμV)	Emission Level (dBμV/m)	Limits (dBμV/m)	Margin (dB)	Detector
	5925.000	34.60	9.59	34.41	35.50	45.28	88.20	42.92	Peak
@	5946.950	34.60	9.61	34.42	83.25	93.04	---	---	Peak

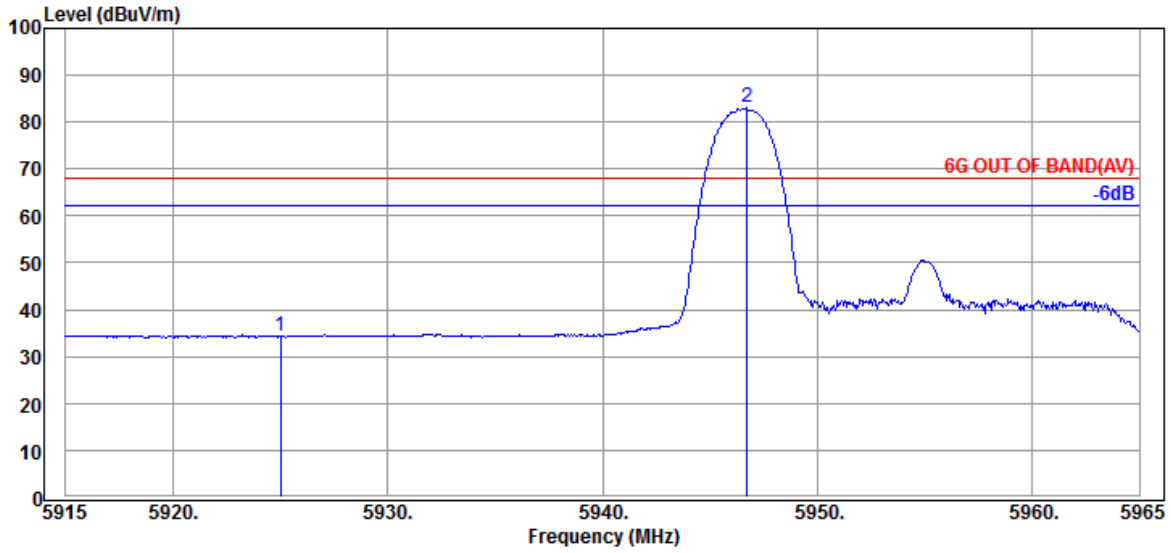

Antenna at Vertical Polarization

	Emission Frequency (MHz)	Antenna Factor (dB/m)	Cable Loss (dB)	Preamp Gain (dB)	Read Level (dBμV)	Emission Level (dBμV/m)	Limits (dBμV/m)	Margin (dB)	Detector
	5925.000	34.60	9.59	34.41	24.61	34.39	68.20	33.81	Average
@	5946.750	34.60	9.61	34.42	73.32	83.11	---	---	Average

Remark: The "@" means fundamental frequency, it is ignored in this section.

This test report may be reproduced in full only. The document may only be updated by Audix Technology Corp. personnel. Any changes will be noted in the Document History section of the report.

Audix Technology Corp.
No. 491, Zhongfu Rd., Linkou Dist.,
New Taipei City244, Taiwan
Tel: +886 2 26099301
Fax: +886 2 26099303

Tones	52T	RU Index	37
Mode	802.11ax-HE20	U-NII Band	2
Test SKU	SKU #1 (with INPAQ Antenna)	Frequency	TX 5955MHz

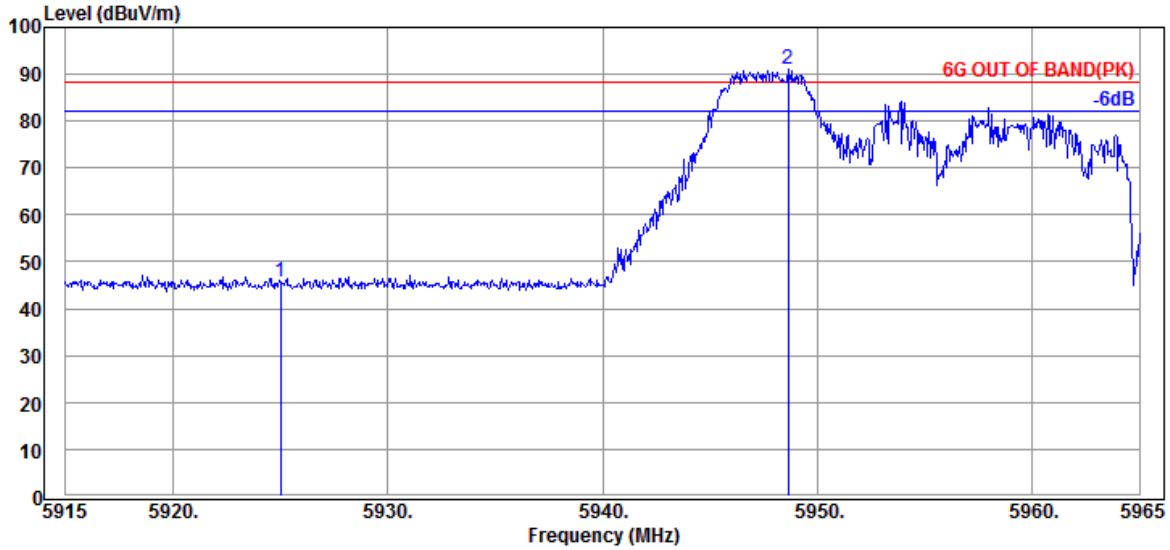

Antenna at Horizontal Polarization

	Emission Frequency (MHz)	Antenna Factor (dB/m)	Cable Loss (dB)	Preamp Gain (dB)	Read Level (dBμV)	Emission Level (dBμV/m)	Limits (dBμV/m)	Margin (dB)	Detector
	5925.000	34.60	9.59	34.41	36.02	45.80	88.20	42.40	Peak
@	5948.650	34.60	9.61	34.42	81.33	91.12	---	---	Peak

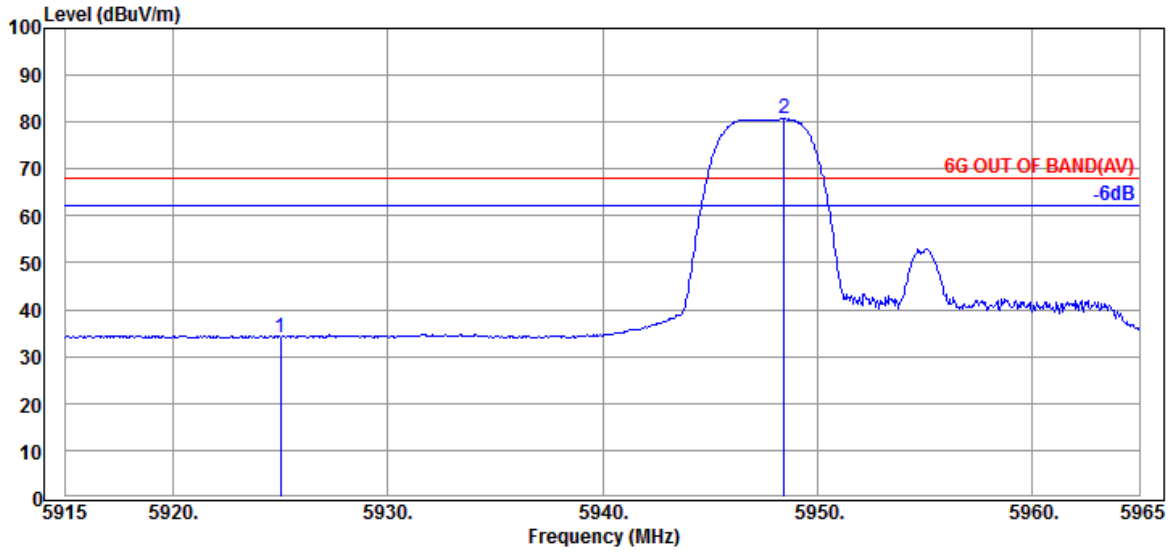

Antenna at Horizontal Polarization

	Emission Frequency (MHz)	Antenna Factor (dB/m)	Cable Loss (dB)	Preamp Gain (dB)	Read Level (dBμV)	Emission Level (dBμV/m)	Limits (dBμV/m)	Margin (dB)	Detector
	5925.000	34.60	9.59	34.41	24.32	34.10	68.20	34.10	Average
@	5948.450	34.60	9.61	34.42	70.98	80.77	---	---	Average

Remark: The "@" means fundamental frequency, it is ignored in this section.

This test report may be reproduced in full only. The document may only be updated by Audix Technology Corp. personnel. Any changes will be noted in the Document History section of the report.

Audix Technology Corp.
No. 491, Zhongfu Rd., Linkou Dist.,
New Taipei City244, Taiwan
Tel: +886 2 26099301
Fax: +886 2 26099303

Tones	52T	RU Index	37
Mode	802.11ax-HE20	U-NII Band	2
Test SKU	SKU #1 (with INPAQ Antenna)	Frequency	TX 5955MHz

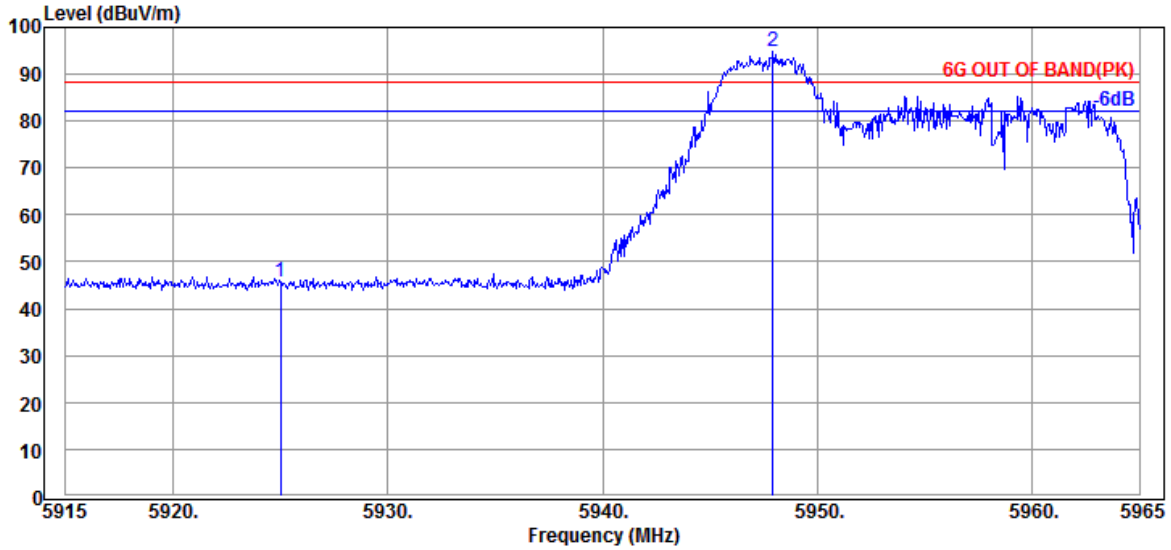

Antenna at Vertical Polarization

	Emission Frequency (MHz)	Antenna Factor (dB/m)	Cable Loss (dB)	Preamp Gain (dB)	Read Level (dBμV)	Emission Level (dBμV/m)	Limits (dBμV/m)	Margin (dB)	Detector
	5925.000	34.60	9.59	34.41	35.88	45.66	88.20	42.54	Peak
@	5947.950	34.60	9.61	34.42	84.92	94.71	---	---	Peak

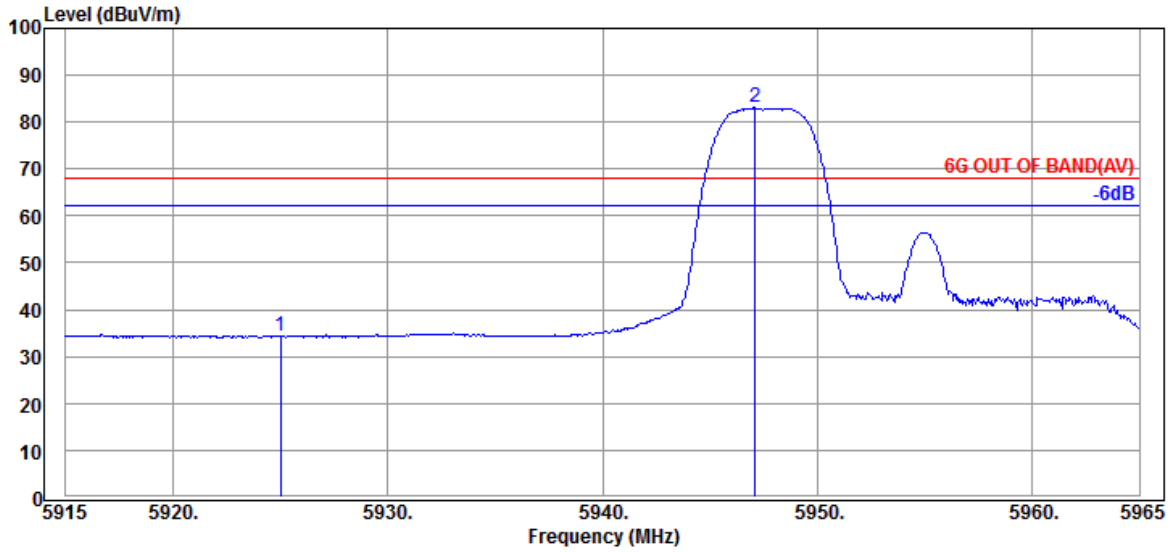

Antenna at Vertical Polarization

	Emission Frequency (MHz)	Antenna Factor (dB/m)	Cable Loss (dB)	Preamp Gain (dB)	Read Level (dBμV)	Emission Level (dBμV/m)	Limits (dBμV/m)	Margin (dB)	Detector
	5925.000	34.60	9.59	34.41	24.51	34.29	68.20	33.91	Average
@	5947.100	34.60	9.61	34.42	73.24	83.03	---	---	Average

Remark: The "@" means fundamental frequency, it is ignored in this section.

This test report may be reproduced in full only. The document may only be updated by Audix Technology Corp. personnel. Any changes will be noted in the Document History section of the report.

Audix Technology Corp.
No. 491, Zhongfu Rd., Linkou Dist.,
New Taipei City244, Taiwan
Tel: +886 2 26099301
Fax: +886 2 26099303

Tones	52T	RU Index	44
Mode	802.11ax-HE40	U-NII Band	8
Test SKU	SKU #1 (with INPAQ Antenna)	Frequency	TX 7085MHz

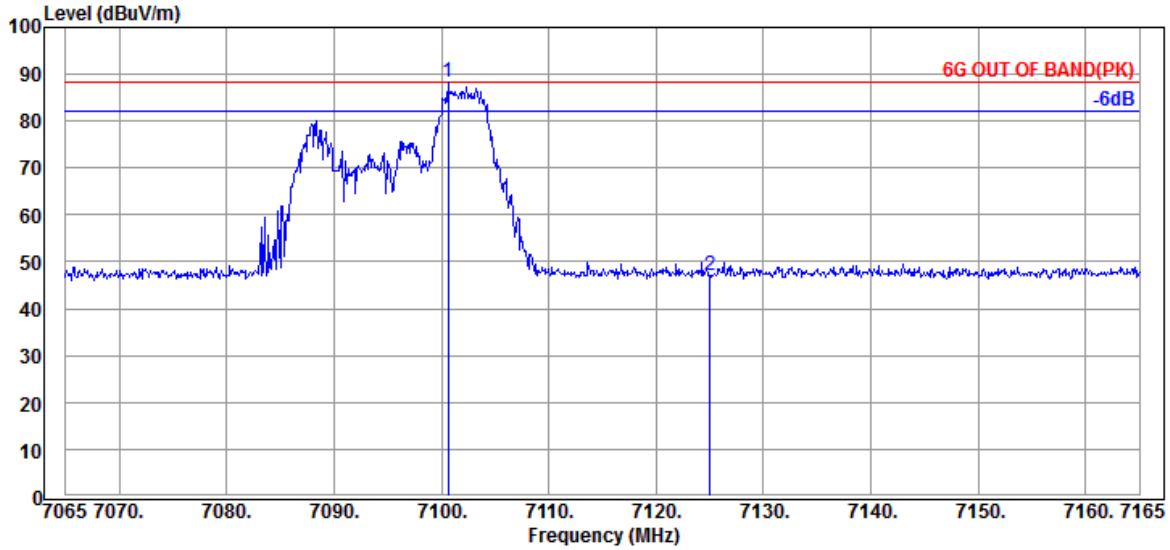

Antenna at Horizontal Polarization

	Emission Frequency (MHz)	Antenna Factor (dB/m)	Cable Loss (dB)	Preamp Gain (dB)	Read Level (dBμV)	Emission Level (dBμV/m)	Limits (dBμV/m)	Margin (dB)	Detector
@	7100.600	35.80	10.49	34.57	76.54	88.26	---	---	Peak
	7125.000	35.87	10.51	34.58	35.12	46.92	88.20	41.28	Peak

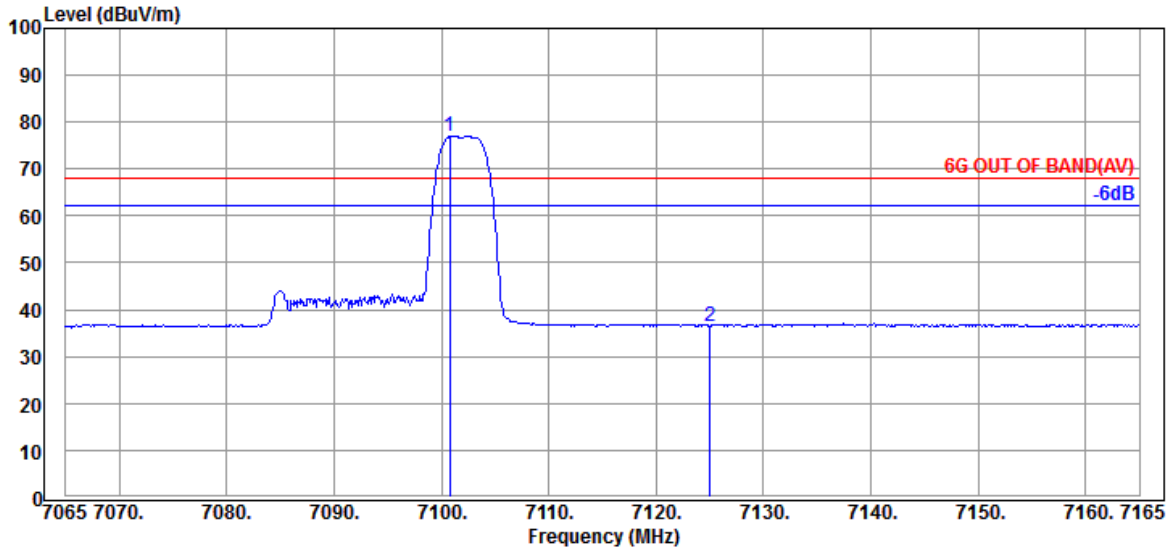

Antenna at Horizontal Polarization

	Emission Frequency (MHz)	Antenna Factor (dB/m)	Cable Loss (dB)	Preamp Gain (dB)	Read Level (dBμV)	Emission Level (dBμV/m)	Limits (dBμV/m)	Margin (dB)	Detector
@	7100.800	35.80	10.49	34.57	65.33	77.05	---	---	Average
	7125.000	35.87	10.51	34.58	24.77	36.57	68.20	31.63	Average

Remark: The "@" means fundamental frequency, it is ignored in this section.

This test report may be reproduced in full only. The document may only be updated by Audix Technology Corp. personnel. Any changes will be noted in the Document History section of the report.

Audix Technology Corp.
No. 491, Zhongfu Rd., Linkou Dist.,
New Taipei City244, Taiwan
Tel: +886 2 26099301
Fax: +886 2 26099303

Tones	52T	RU Index	44
Mode	802.11ax-HE40	U-NII Band	8
Test SKU	SKU #1 (with INPAQ Antenna)	Frequency	TX 7085MHz

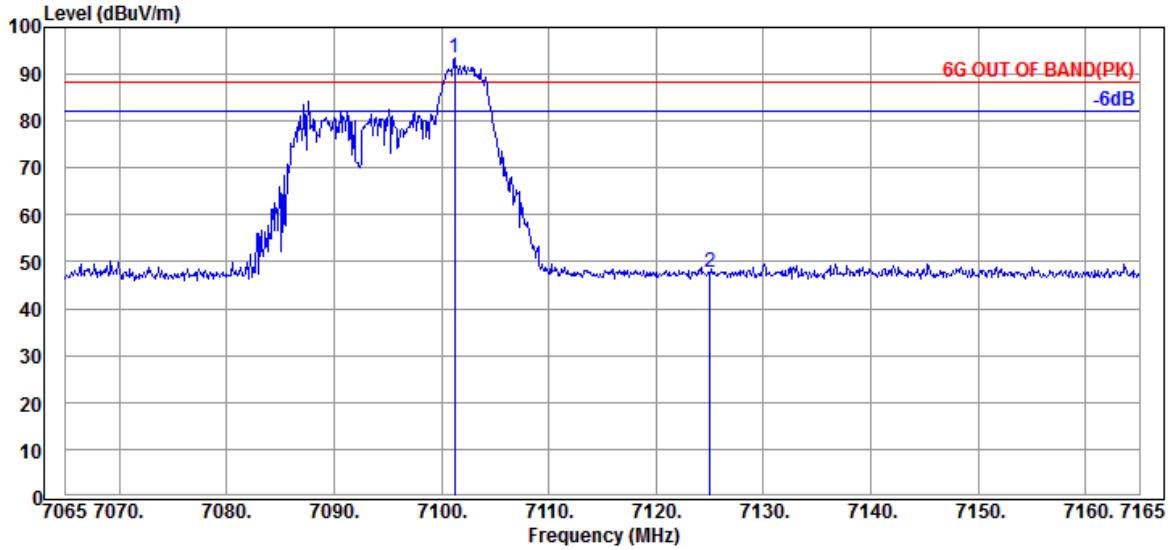

Antenna at Vertical Polarization

	Emission Frequency (MHz)	Antenna Factor (dB/m)	Cable Loss (dB)	Preamp Gain (dB)	Read Level (dBμV)	Emission Level (dBμV/m)	Limits (dBμV/m)	Margin (dB)	Detector
@	7101.200	35.80	10.49	34.57	81.64	93.36	---	---	Peak
	7125.000	35.87	10.51	34.58	36.02	47.82	88.20	40.38	Peak

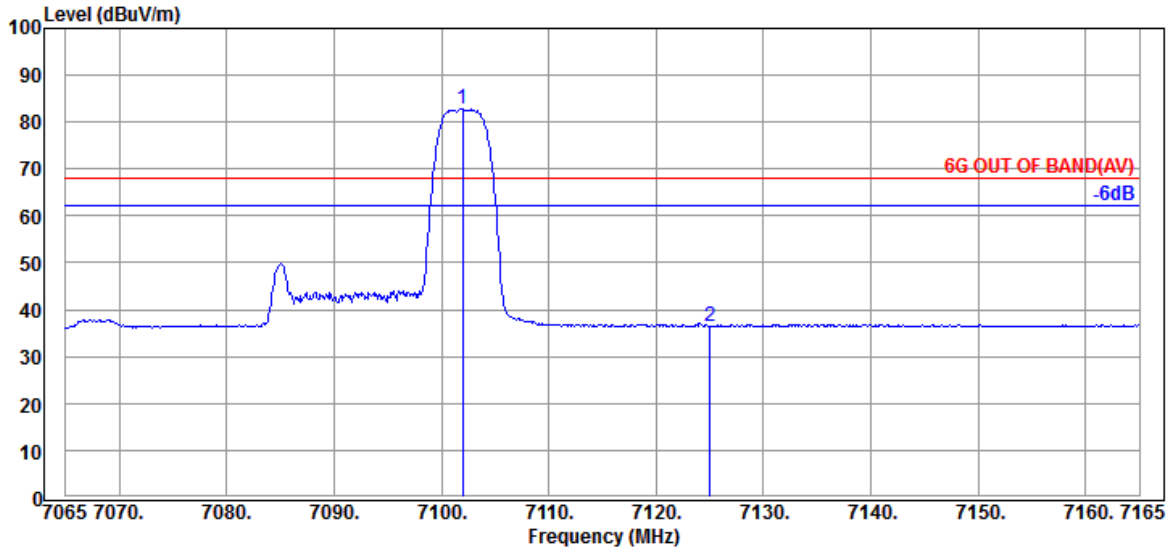

Antenna at Vertical Polarization

	Emission Frequency (MHz)	Antenna Factor (dB/m)	Cable Loss (dB)	Preamp Gain (dB)	Read Level (dBμV)	Emission Level (dBμV/m)	Limits (dBμV/m)	Margin (dB)	Detector
@	7102.000	35.80	10.49	34.57	71.09	82.81	---	---	Average
	7125.000	35.87	10.51	34.58	24.71	36.51	68.20	31.69	Average

Remark: The "@" means fundamental frequency, it is ignored in this section.

This test report may be reproduced in full only. The document may only be updated by Audix Technology Corp. personnel. Any changes will be noted in the Document History section of the report.

Audix Technology Corp.
No. 491, Zhongfu Rd., Linkou Dist.,
New Taipei City244, Taiwan
Tel: +886 2 26099301
Fax: +886 2 26099303

Tones	106T	RU Index	53
Mode	802.11ax-HE20	U-NII Band	5
Test SKU	SKU #1 (with INPAQ Antenna)	Frequency	TX 5955MHz

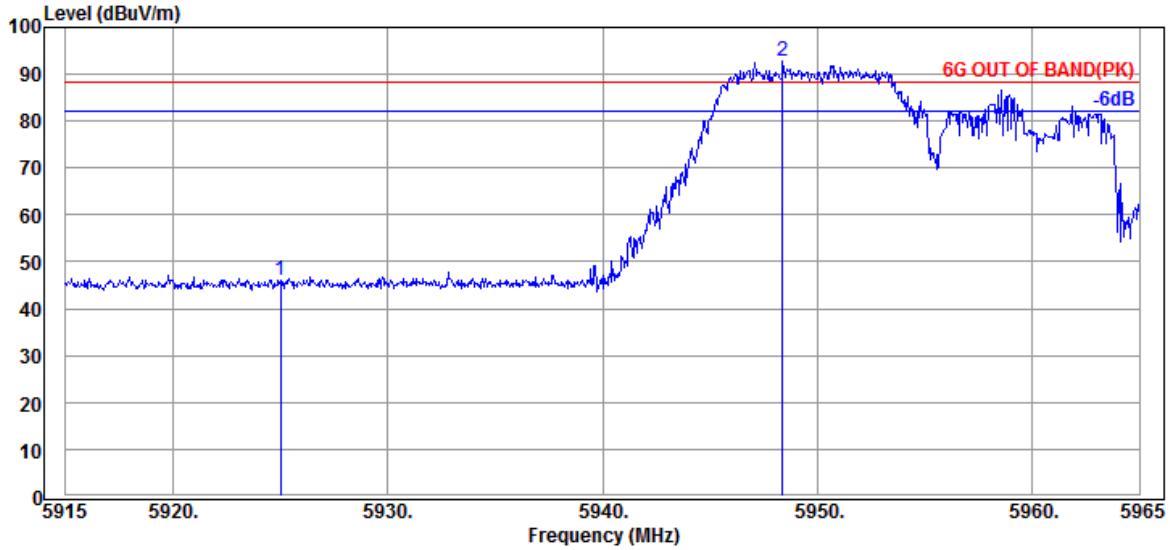

Antenna at Horizontal Polarization

	Emission Frequency (MHz)	Antenna Factor (dB/m)	Cable Loss (dB)	Preamp Gain (dB)	Read Level (dBμV)	Emission Level (dBμV/m)	Limits (dBμV/m)	Margin (dB)	Detector
	5925.000	34.60	9.59	34.41	36.28	46.06	88.20	42.14	Peak
@	5948.400	34.60	9.61	34.42	82.85	92.64	---	---	Peak

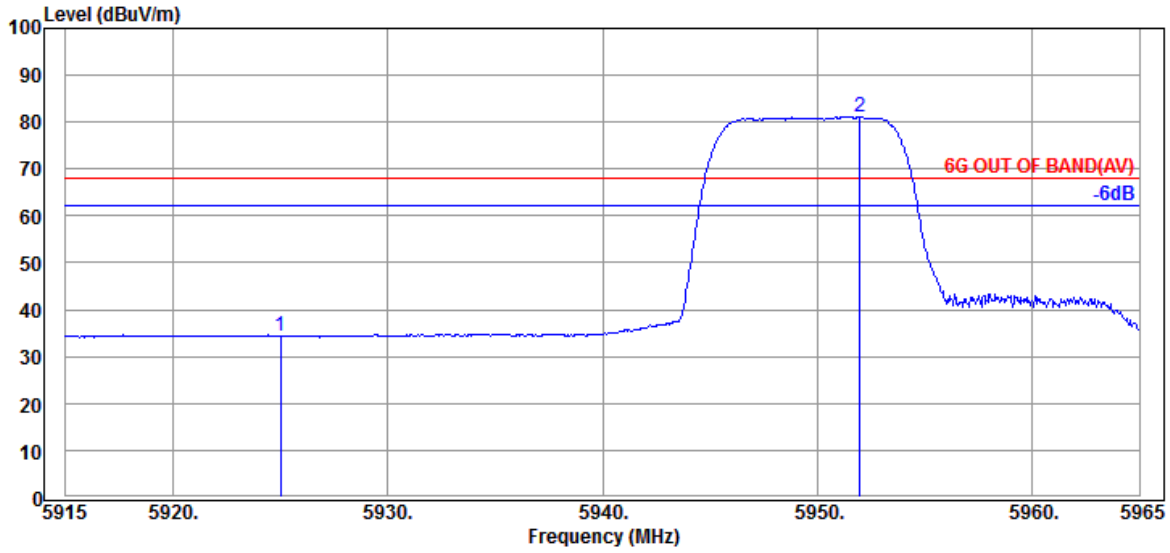

Antenna at Horizontal Polarization

	Emission Frequency (MHz)	Antenna Factor (dB/m)	Cable Loss (dB)	Preamp Gain (dB)	Read Level (dBμV)	Emission Level (dBμV/m)	Limits (dBμV/m)	Margin (dB)	Detector
	5925.000	34.60	9.59	34.41	24.57	34.35	68.20	33.85	Average
@	5952.000	34.60	9.61	34.42	71.38	81.17	---	---	Average

Remark: The "@" means fundamental frequency, it is ignored in this section.

This test report may be reproduced in full only. The document may only be updated by Audix Technology Corp. personnel. Any changes will be noted in the Document History section of the report.

Audix Technology Corp.
No. 491, Zhongfu Rd., Linkou Dist.,
New Taipei City244, Taiwan
Tel: +886 2 26099301
Fax: +886 2 26099303

Tones	106T	RU Index	53
Mode	802.11ax-HE20	U-NII Band	5
Test SKU	SKU #1 (with INPAQ Antenna)	Frequency	TX 5955MHz

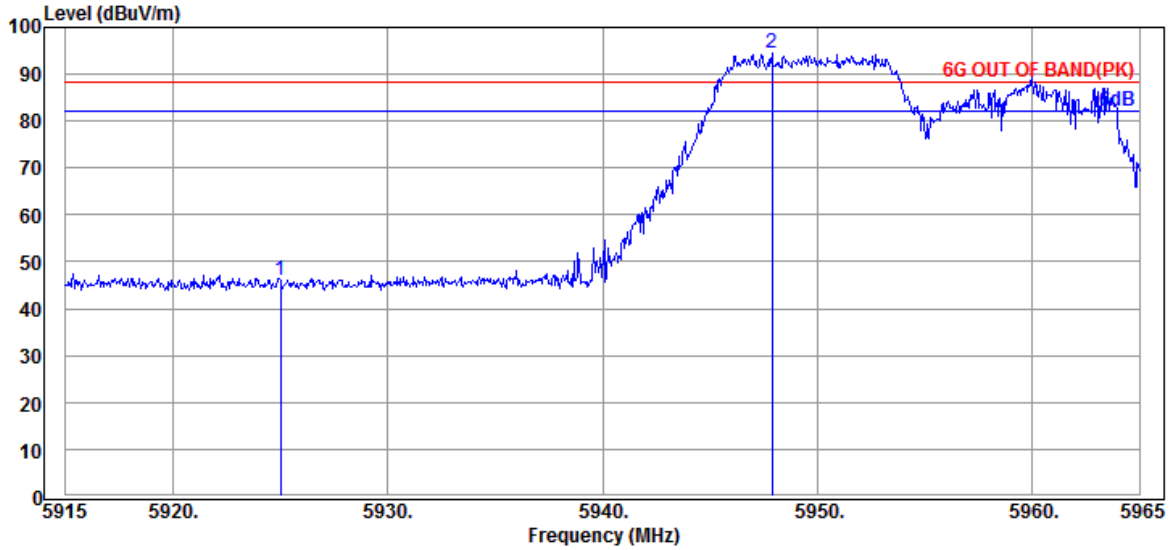

Antenna at Vertical Polarization

	Emission Frequency (MHz)	Antenna Factor (dB/m)	Cable Loss (dB)	Preamp Gain (dB)	Read Level (dBμV)	Emission Level (dBμV/m)	Limits (dBμV/m)	Margin (dB)	Detector
	5925.000	34.60	9.59	34.41	36.28	46.06	88.20	42.14	Peak
@	5947.900	34.60	9.61	34.42	84.69	94.48	---	---	Peak

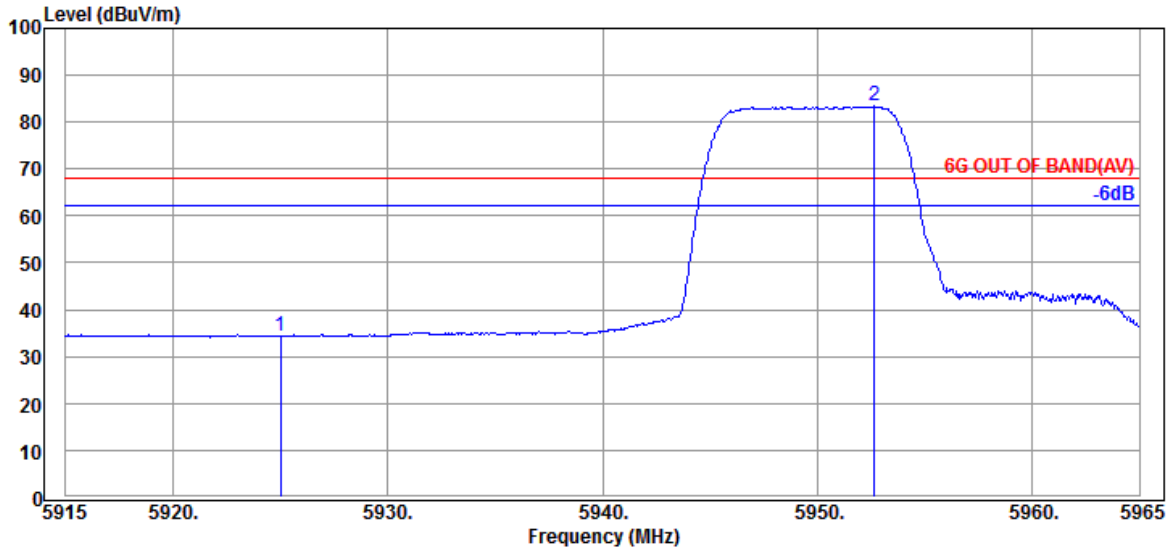

Antenna at Vertical Polarization

	Emission Frequency (MHz)	Antenna Factor (dB/m)	Cable Loss (dB)	Preamp Gain (dB)	Read Level (dBμV)	Emission Level (dBμV/m)	Limits (dBμV/m)	Margin (dB)	Detector
	5925.000	34.60	9.59	34.41	24.51	34.29	68.20	33.91	Average
@	5952.650	34.60	9.61	34.42	73.58	83.37	---	---	Average

Remark: The "@" means fundamental frequency, it is ignored in this section.

This test report may be reproduced in full only. The document may only be updated by Audix Technology Corp. personnel. Any changes will be noted in the Document History section of the report.

Audix Technology Corp.
No. 491, Zhongfu Rd., Linkou Dist.,
New Taipei City244, Taiwan
Tel: +886 2 26099301
Fax: +886 2 26099303

Tones	106T	RU Index	56
Mode	802.11ax-HE40	U-NII Band	8
Test SKU	SKU #1 (with INPAQ Antenna)	Frequency	TX 7085MHz

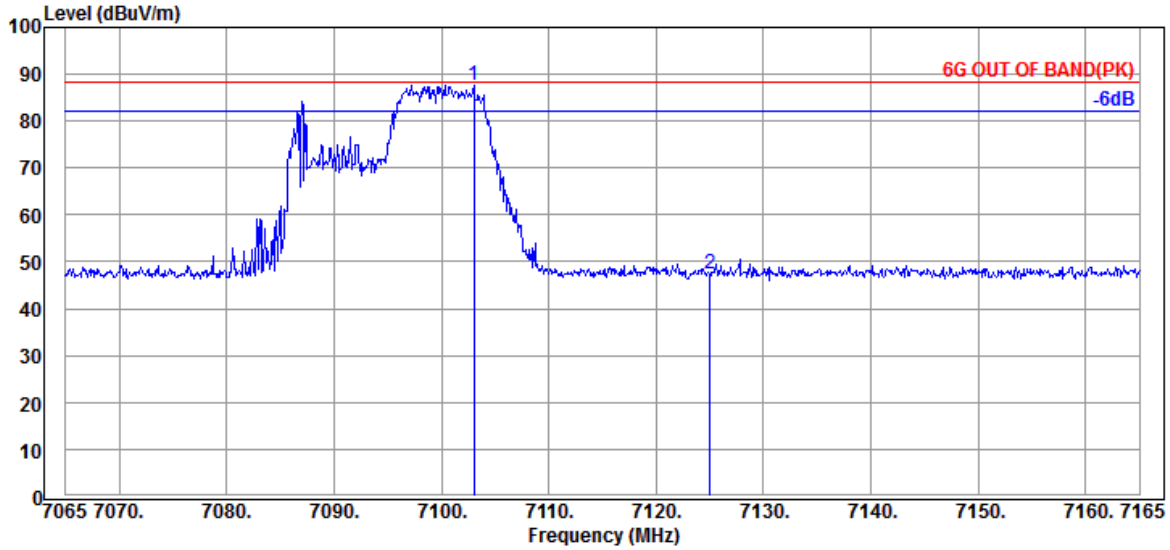

Antenna at Horizontal Polarization

	Emission Frequency (MHz)	Antenna Factor (dB/m)	Cable Loss (dB)	Preamp Gain (dB)	Read Level (dBμV)	Emission Level (dBμV/m)	Limits (dBμV/m)	Margin (dB)	Detector
@	7103.000	35.80	10.49	34.57	76.04	87.76	---	---	Peak
	7125.000	35.87	10.51	34.58	35.61	47.41	88.20	40.79	Peak

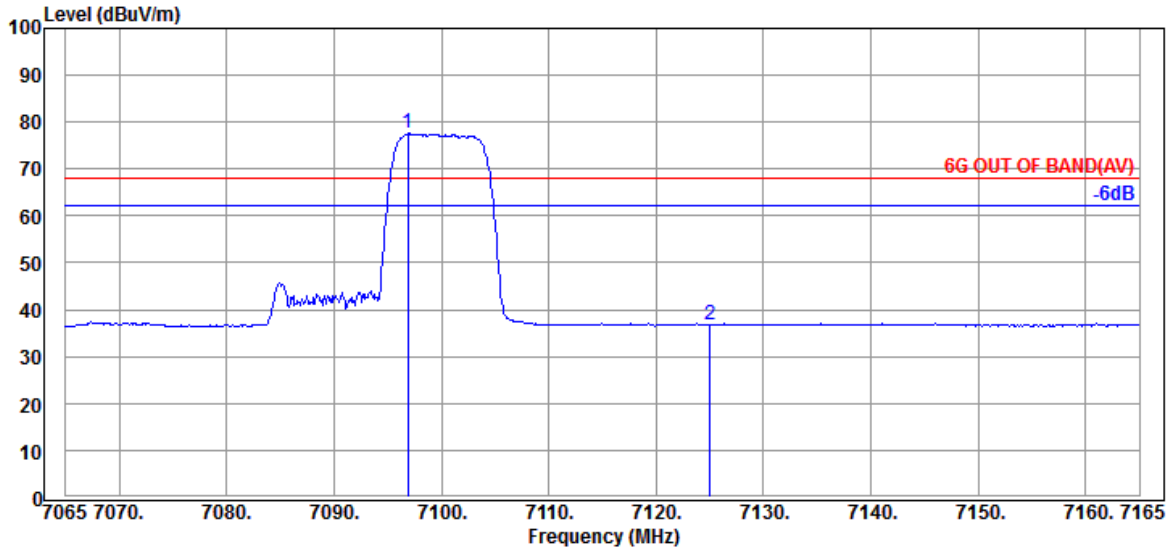

Antenna at Horizontal Polarization

	Emission Frequency (MHz)	Antenna Factor (dB/m)	Cable Loss (dB)	Preamp Gain (dB)	Read Level (dBμV)	Emission Level (dBμV/m)	Limits (dBμV/m)	Margin (dB)	Detector
@	7096.900	35.80	10.49	34.57	65.80	77.52	---	---	Average
	7125.000	35.87	10.51	34.58	25.00	36.80	68.20	31.40	Average

Remark: The "@" means fundamental frequency, it is ignored in this section.

This test report may be reproduced in full only. The document may only be updated by Audix Technology Corp. personnel. Any changes will be noted in the Document History section of the report.

Audix Technology Corp.
No. 491, Zhongfu Rd., Linkou Dist.,
New Taipei City244, Taiwan
Tel: +886 2 26099301
Fax: +886 2 26099303

Tones	106T	RU Index	56
Mode	802.11ax-HE40	U-NII Band	8
Test SKU	SKU #1 (with INPAQ Antenna)	Frequency	TX 7085MHz

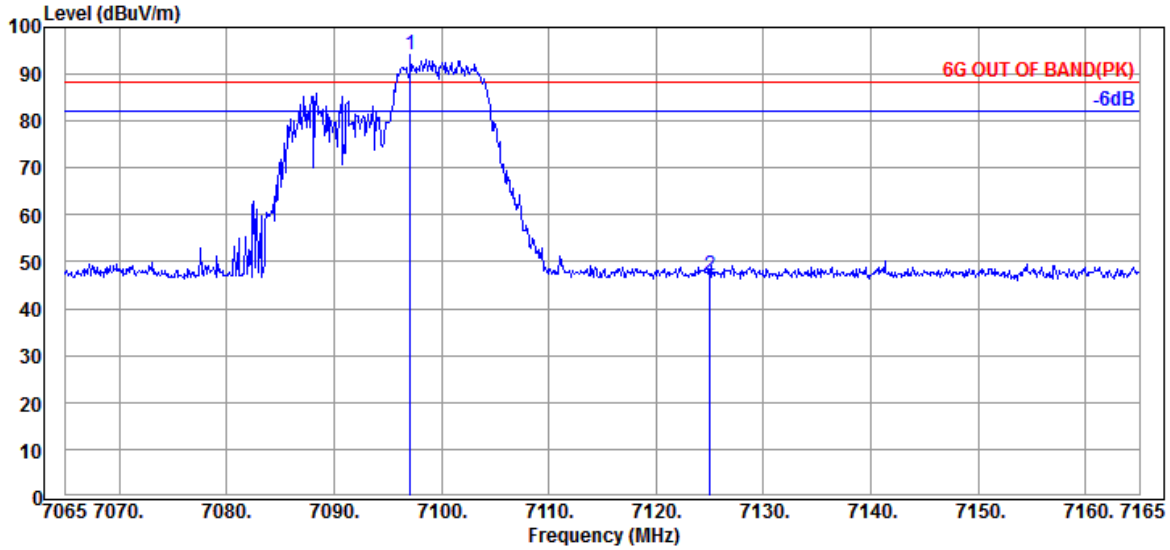

Antenna at Vertical Polarization

	Emission Frequency (MHz)	Antenna Factor (dB/m)	Cable Loss (dB)	Preamp Gain (dB)	Read Level (dBμV)	Emission Level (dBμV/m)	Limits (dBμV/m)	Margin (dB)	Detector
@	7097.100	35.80	10.49	34.57	82.59	94.31	---	---	Peak
	7125.000	35.87	10.51	34.58	35.11	46.91	88.20	41.29	Peak

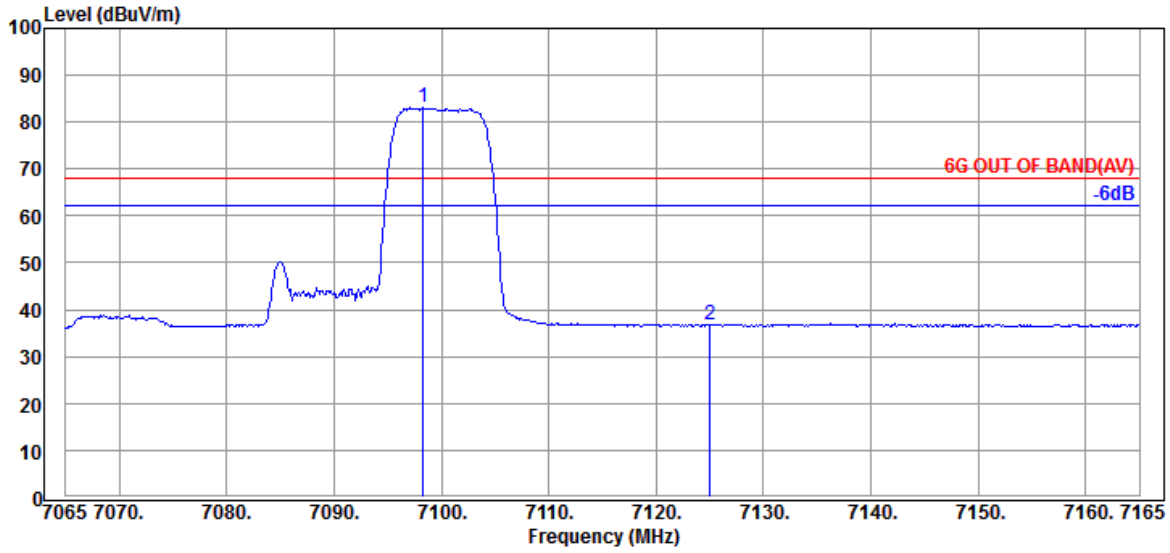

Antenna at Vertical Polarization

	Emission Frequency (MHz)	Antenna Factor (dB/m)	Cable Loss (dB)	Preamp Gain (dB)	Read Level (dBμV)	Emission Level (dBμV/m)	Limits (dBμV/m)	Margin (dB)	Detector
@	7098.300	35.80	10.49	34.57	71.33	83.05	---	---	Average
	7125.000	35.87	10.51	34.58	24.93	36.73	68.20	31.47	Average

Remark: The "@" means fundamental frequency, it is ignored in this section.

This test report may be reproduced in full only. The document may only be updated by Audix Technology Corp. personnel. Any changes will be noted in the Document History section of the report.

Audix Technology Corp.
No. 491, Zhongfu Rd., Linkou Dist.,
New Taipei City244, Taiwan
Tel: +886 2 26099301
Fax: +886 2 26099303

Tones	242T	RU Index	61
Mode	802.11ax-HE80	U-NII Band	5
Test SKU	SKU #1 (with INPAQ Antenna)	Frequency	TX 5985MHz

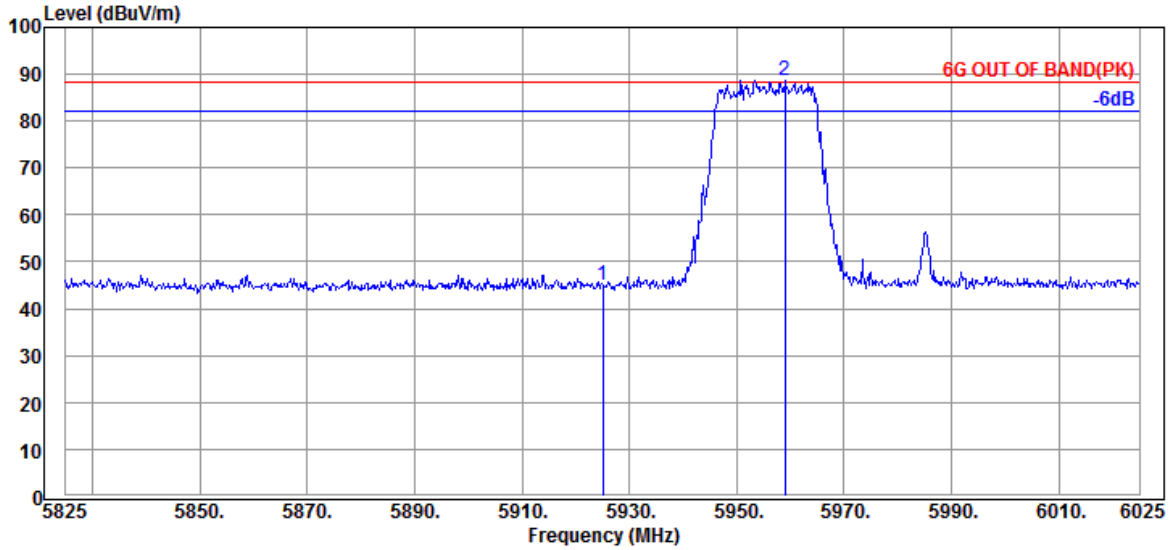

Antenna at Horizontal Polarization

	Emission Frequency (MHz)	Antenna Factor (dB/m)	Cable Loss (dB)	Preamp Gain (dB)	Read Level (dBμV)	Emission Level (dBμV/m)	Limits (dBμV/m)	Margin (dB)	Detector
	5925.000	34.60	9.59	34.41	35.24	45.02	88.20	43.18	Peak
@	5959.000	34.60	9.62	34.42	78.88	88.68	---	---	Peak

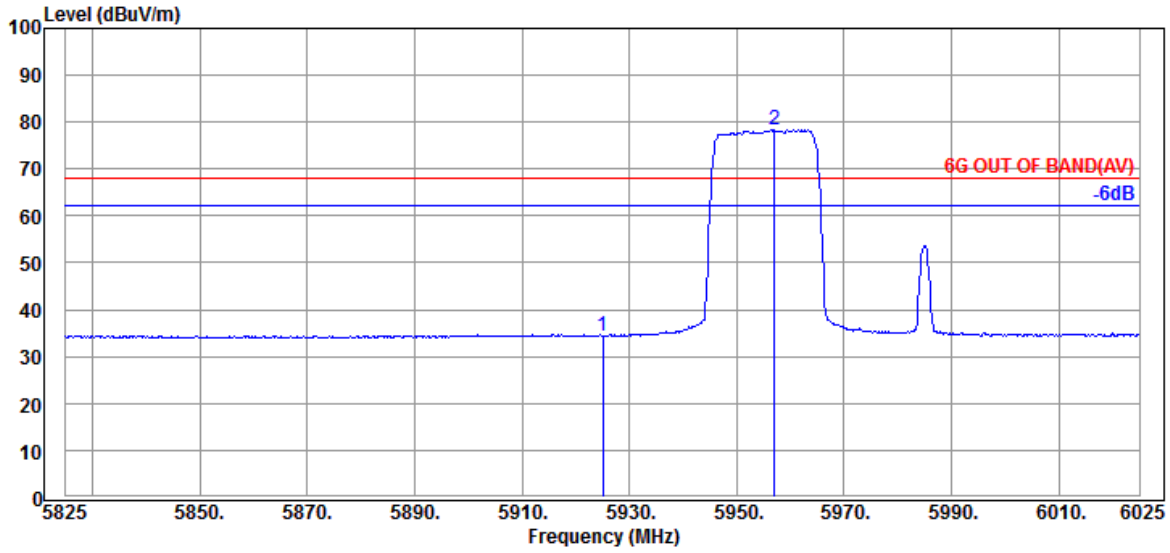

Antenna at Horizontal Polarization

	Emission Frequency (MHz)	Antenna Factor (dB/m)	Cable Loss (dB)	Preamp Gain (dB)	Read Level (dBμV)	Emission Level (dBμV/m)	Limits (dBμV/m)	Margin (dB)	Detector
	5925.000	34.60	9.59	34.41	24.65	34.43	68.20	33.77	Average
@	5957.000	34.60	9.62	34.42	68.55	78.35	---	---	Average

Remark: The "@" means fundamental frequency, it is ignored in this section.

This test report may be reproduced in full only. The document may only be updated by Audix Technology Corp. personnel. Any changes will be noted in the Document History section of the report.

Audix Technology Corp.
No. 491, Zhongfu Rd., Linkou Dist.,
New Taipei City244, Taiwan
Tel: +886 2 26099301
Fax: +886 2 26099303

Tones	242T	RU Index	61
Mode	802.11ax-HE80	U-NII Band	5
Test SKU	SKU #1 (with INPAQ Antenna)	Frequency	TX 5985MHz

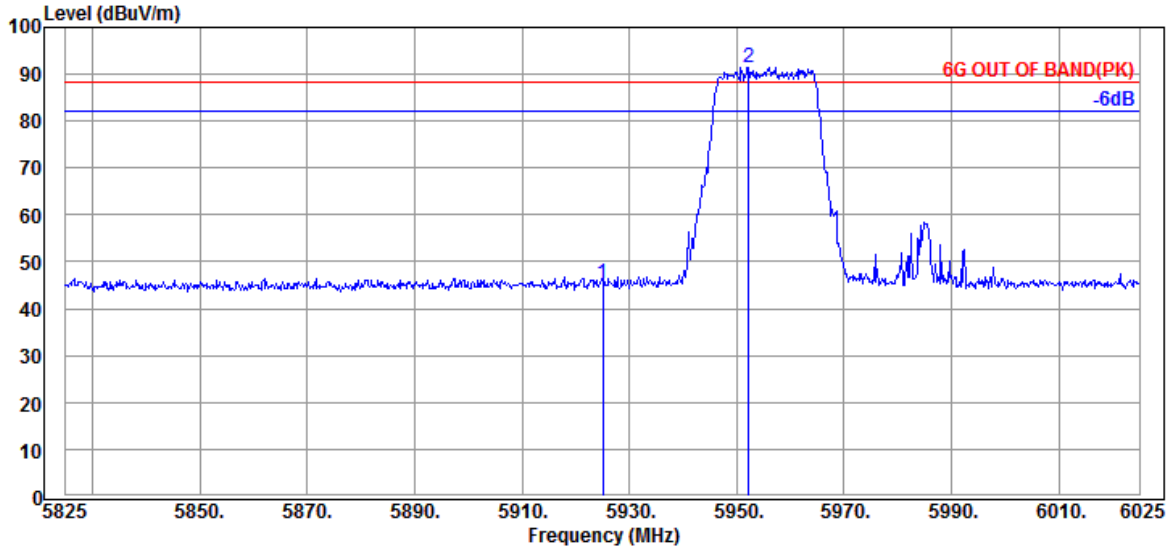

Antenna at Vertical Polarization

	Emission Frequency (MHz)	Antenna Factor (dB/m)	Cable Loss (dB)	Preamp Gain (dB)	Read Level (dBμV)	Emission Level (dBμV/m)	Limits (dBμV/m)	Margin (dB)	Detector
	5925.000	34.60	9.59	34.41	35.54	45.32	88.20	42.88	Peak
@	5952.200	34.60	9.61	34.42	81.77	91.56	---	---	Peak

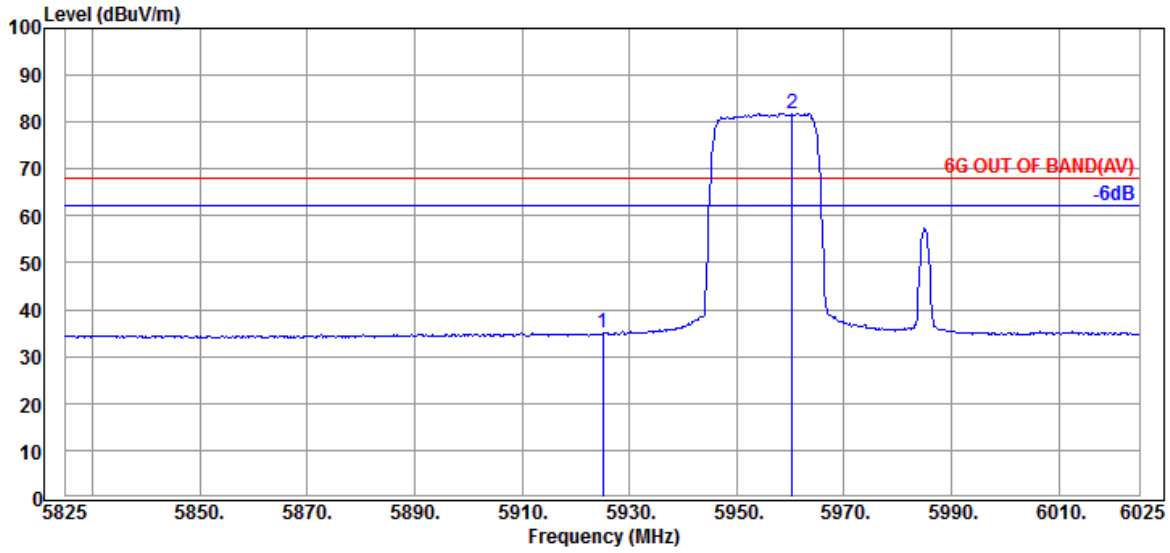

Antenna at Vertical Polarization

	Emission Frequency (MHz)	Antenna Factor (dB/m)	Cable Loss (dB)	Preamp Gain (dB)	Read Level (dBμV)	Emission Level (dBμV/m)	Limits (dBμV/m)	Margin (dB)	Detector
	5925.000	34.60	9.59	34.41	25.16	34.94	68.20	33.26	Average
@	5960.400	34.60	9.62	34.43	72.06	81.85	---	---	Average

Remark: The "@" means fundamental frequency, it is ignored in this section.

This test report may be reproduced in full only. The document may only be updated by Audix Technology Corp. personnel. Any changes will be noted in the Document History section of the report.

Audix Technology Corp.
No. 491, Zhongfu Rd., Linkou Dist.,
New Taipei City244, Taiwan
Tel: +886 2 26099301
Fax: +886 2 26099303

Tones	242T	RU Index	62
Mode	802.11ax-HE40	U-NII Band	8
Test SKU	SKU #1 (with INPAQ Antenna)	Frequency	TX 7085MHz

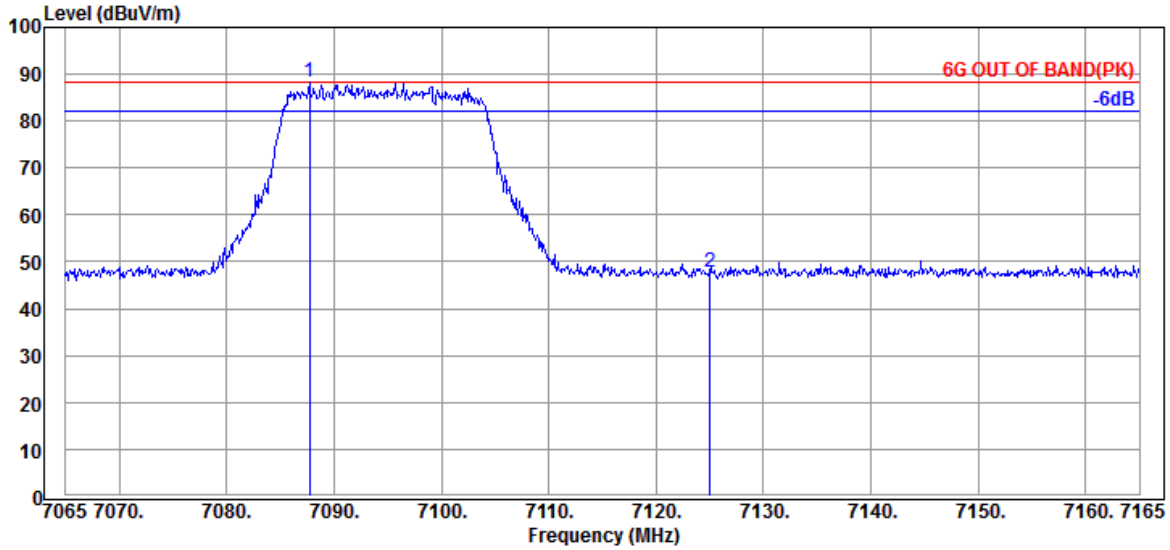

Antenna at Horizontal Polarization

Emission Frequency (MHz)	Antenna Factor (dB/m)	Cable Loss (dB)	Preamp Gain (dB)	Read Level (dBμV)	Emission Level (dBμV/m)	Limits (dBμV/m)	Margin (dB)	Detector
@ 7087.700	35.80	10.48	34.57	76.47	88.18	---	---	Peak
7125.000	35.87	10.51	34.58	36.06	47.86	88.20	40.34	Peak

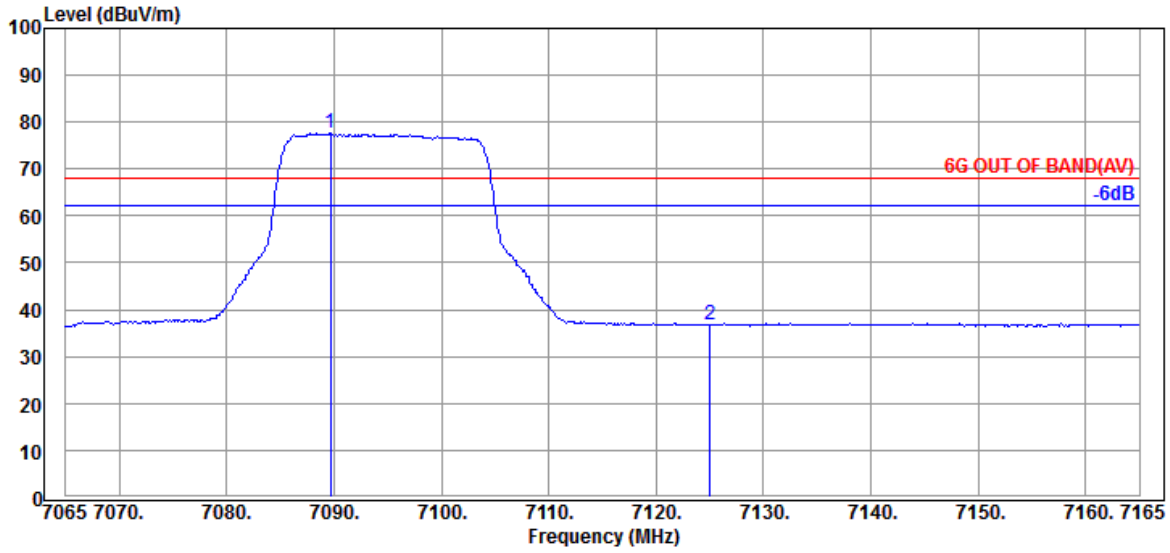

Antenna at Horizontal Polarization

Emission Frequency (MHz)	Antenna Factor (dB/m)	Cable Loss (dB)	Preamp Gain (dB)	Read Level (dBμV)	Emission Level (dBμV/m)	Limits (dBμV/m)	Margin (dB)	Detector
@ 7089.700	35.80	10.48	34.57	65.96	77.67	---	---	Average
7125.000	35.87	10.51	34.58	25.01	36.81	68.20	31.39	Average

Remark: The "@" means fundamental frequency, it is ignored in this section.

This test report may be reproduced in full only. The document may only be updated by Audix Technology Corp. personnel. Any changes will be noted in the Document History section of the report.

Audix Technology Corp.
No. 491, Zhongfu Rd., Linkou Dist.,
New Taipei City244, Taiwan
Tel: +886 2 26099301
Fax: +886 2 26099303

Tones	242T	RU Index	62
Mode	802.11ax-HE40	U-NII Band	8
Test SKU	SKU #1 (with INPAQ Antenna)	Frequency	TX 7085MHz

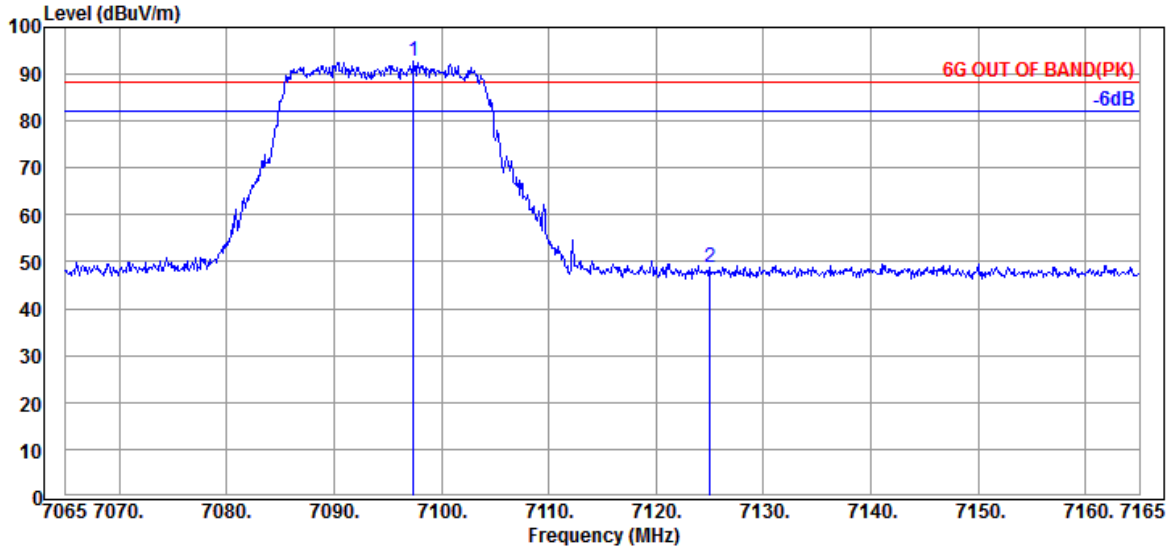

Antenna at Vertical Polarization

	Emission Frequency (MHz)	Antenna Factor (dB/m)	Cable Loss (dB)	Preamp Gain (dB)	Read Level (dBμV)	Emission Level (dBμV/m)	Limits (dBμV/m)	Margin (dB)	Detector
@	7097.400	35.80	10.49	34.57	81.05	92.77	---	---	Peak
	7125.000	35.87	10.51	34.58	37.02	48.82	88.20	39.38	Peak

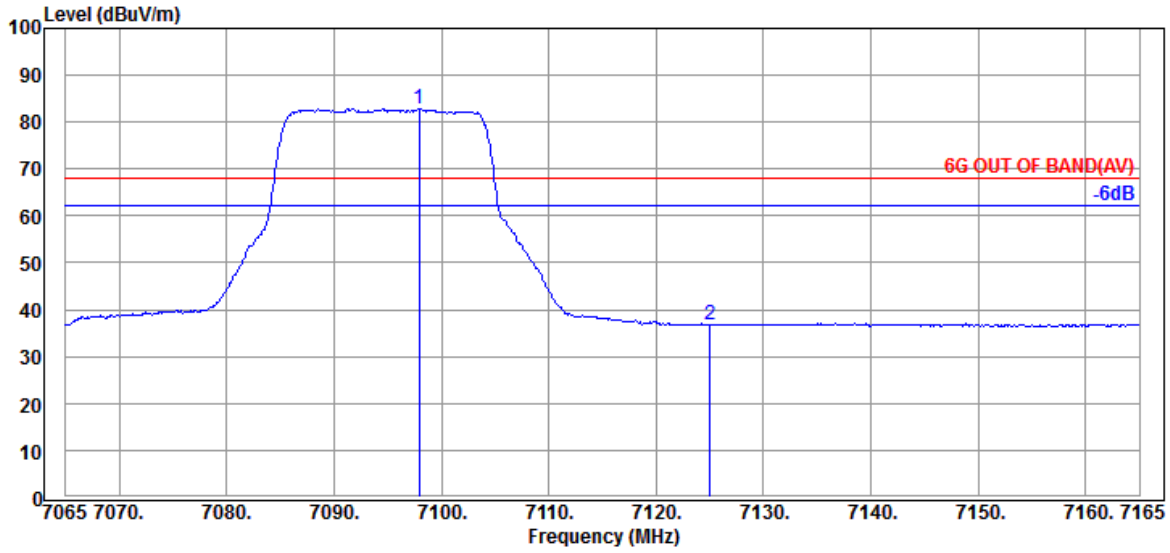

Antenna at Vertical Polarization

	Emission Frequency (MHz)	Antenna Factor (dB/m)	Cable Loss (dB)	Preamp Gain (dB)	Read Level (dBμV)	Emission Level (dBμV/m)	Limits (dBμV/m)	Margin (dB)	Detector
@	7097.900	35.80	10.49	34.57	71.13	82.85	---	---	Average
	7125.000	35.87	10.51	34.58	24.86	36.66	68.20	31.54	Average

Remark: The "@" means fundamental frequency, it is ignored in this section.

This test report may be reproduced in full only. The document may only be updated by Audix Technology Corp. personnel. Any changes will be noted in the Document History section of the report.

Audix Technology Corp.
No. 491, Zhongfu Rd., Linkou Dist.,
New Taipei City244, Taiwan
Tel: +886 2 26099301
Fax: +886 2 26099303

Tones	484T	RU Index	65
Mode	802.11ax-HE160	U-NII Band	5
Test SKU	SKU #1 (with INPAQ Antenna)	Frequency	TX 6025MHz

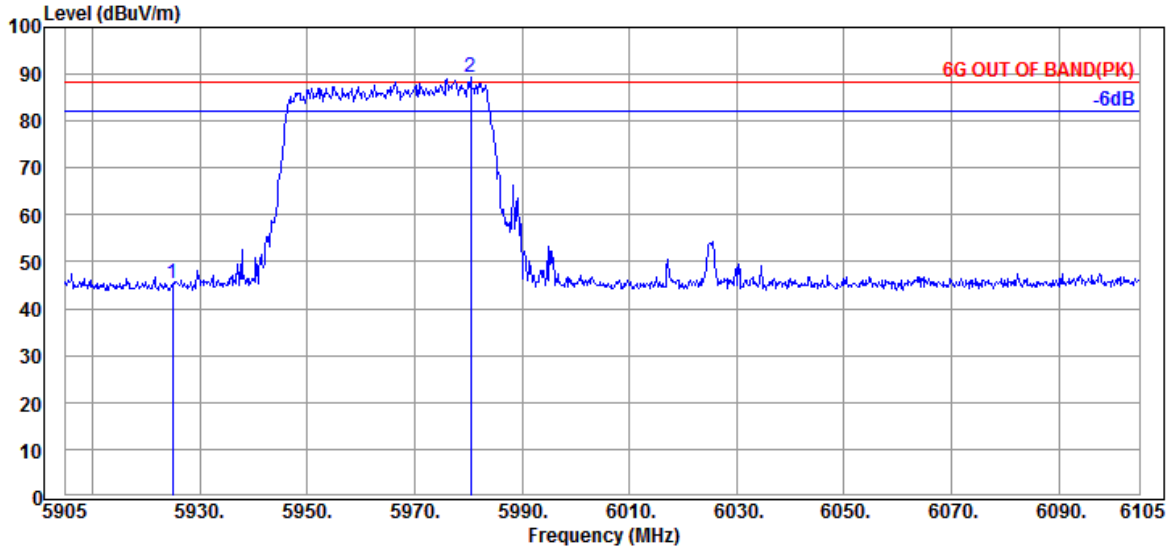

Antenna at Horizontal Polarization

	Emission Frequency (MHz)	Antenna Factor (dB/m)	Cable Loss (dB)	Preamp Gain (dB)	Read Level (dBμV)	Emission Level (dBμV/m)	Limits (dBμV/m)	Margin (dB)	Detector
	5925.000	34.60	9.59	34.41	35.48	45.26	88.20	42.94	Peak
@	5980.400	34.60	9.64	34.43	79.52	89.33	---	---	Peak

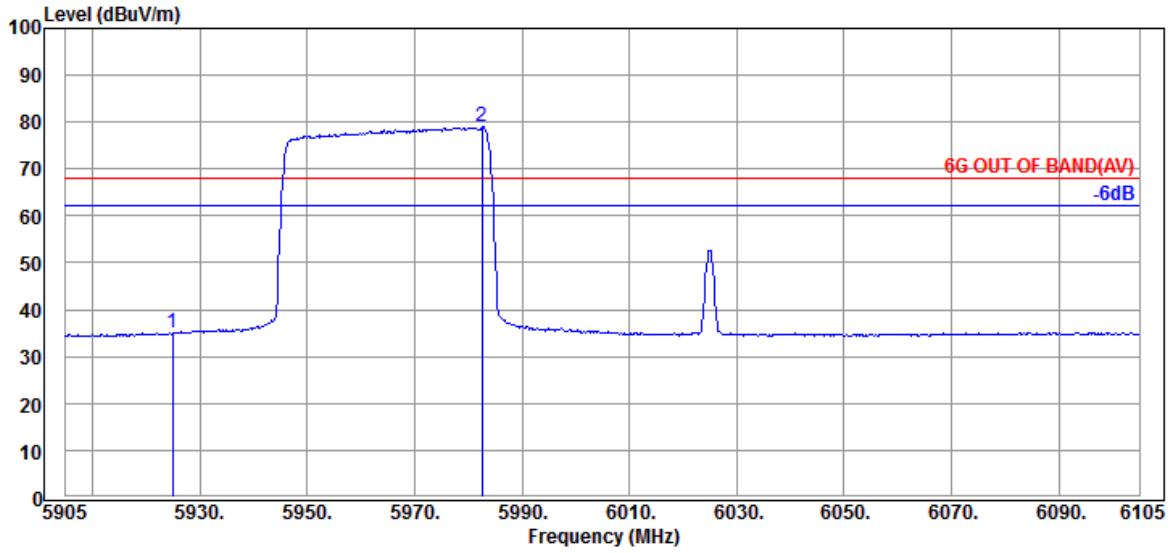

Antenna at Horizontal Polarization

	Emission Frequency (MHz)	Antenna Factor (dB/m)	Cable Loss (dB)	Preamp Gain (dB)	Read Level (dBμV)	Emission Level (dBμV/m)	Limits (dBμV/m)	Margin (dB)	Detector
	5925.000	34.60	9.59	34.41	25.10	34.88	68.20	33.32	Average
@	5982.600	34.60	9.64	34.43	69.14	78.95	---	---	Average

Remark: The "@" means fundamental frequency, it is ignored in this section.

This test report may be reproduced in full only. The document may only be updated by Audix Technology Corp. personnel. Any changes will be noted in the Document History section of the report.

Audix Technology Corp.
No. 491, Zhongfu Rd., Linkou Dist.,
New Taipei City244, Taiwan
Tel: +886 2 26099301
Fax: +886 2 26099303

Tones	484T	RU Index	65
Mode	802.11ax-HE160	U-NII Band	5
Test SKU	SKU #1 (with INPAQ Antenna)	Frequency	TX 6025MHz

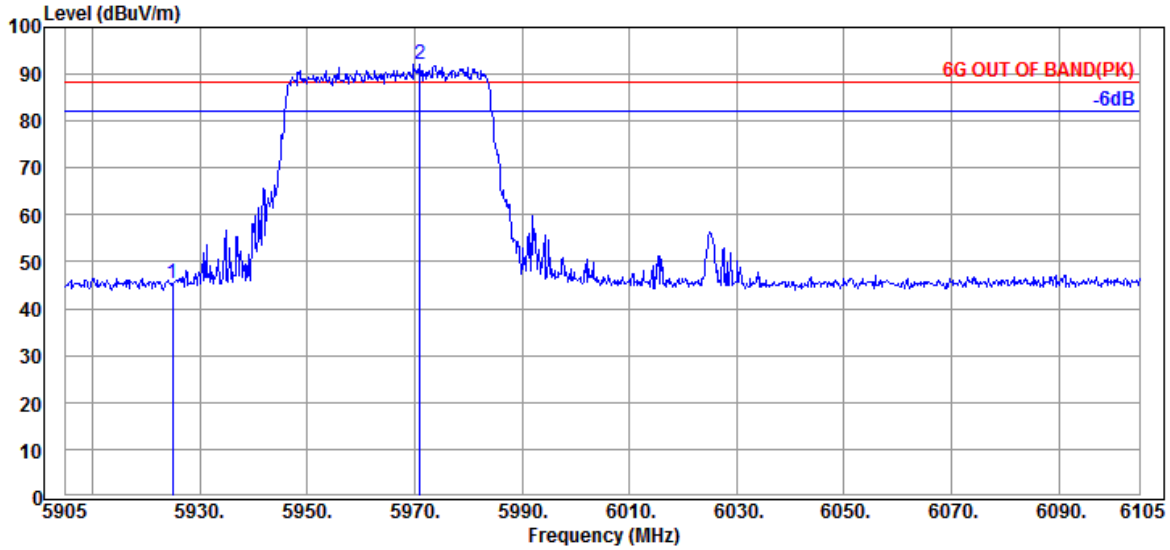

Antenna at Vertical Polarization

	Emission Frequency (MHz)	Antenna Factor (dB/m)	Cable Loss (dB)	Preamp Gain (dB)	Read Level (dBμV)	Emission Level (dBμV/m)	Limits (dBμV/m)	Margin (dB)	Detector
	5925.000	34.60	9.59	34.41	35.69	45.47	88.20	42.73	Peak
@	5971.000	34.60	9.62	34.43	82.47	92.26	---	---	Peak

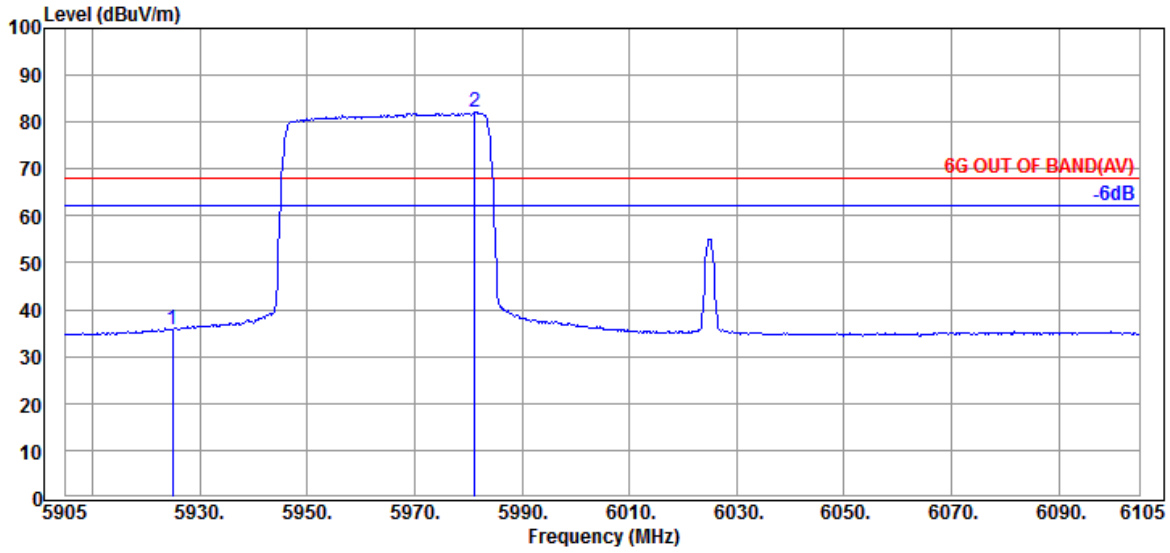

Antenna at Vertical Polarization

	Emission Frequency (MHz)	Antenna Factor (dB/m)	Cable Loss (dB)	Preamp Gain (dB)	Read Level (dBμV)	Emission Level (dBμV/m)	Limits (dBμV/m)	Margin (dB)	Detector
	5925.000	34.60	9.59	34.41	25.89	35.67	68.20	32.53	Average
@	5981.200	34.60	9.64	34.43	72.20	82.01	---	---	Average

Remark: The "@" means fundamental frequency, it is ignored in this section.

This test report may be reproduced in full only. The document may only be updated by Audix Technology Corp. personnel. Any changes will be noted in the Document History section of the report.

Audix Technology Corp.
No. 491, Zhongfu Rd., Linkou Dist.,
New Taipei City244, Taiwan
Tel: +886 2 26099301
Fax: +886 2 26099303

Tones	484T	RU Index	S66
Mode	802.11ax-HE160	U-NII Band	8
Test SKU	SKU #1 (with INPAQ Antenna)	Frequency	TX 6985MHz

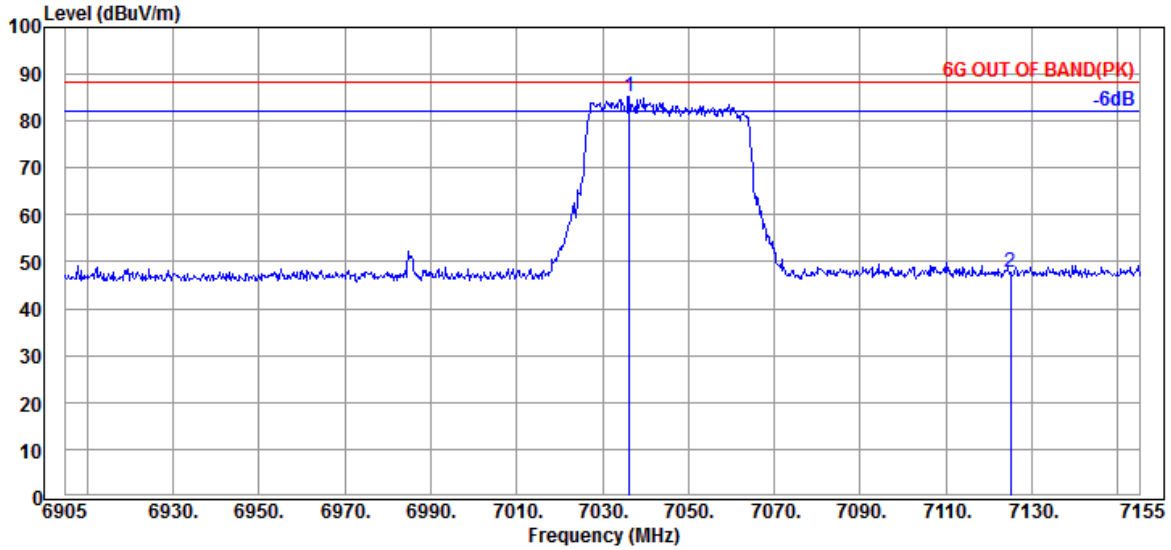

Antenna at Horizontal Polarization

	Emission Frequency (MHz)	Antenna Factor (dB/m)	Cable Loss (dB)	Preamp Gain (dB)	Read Level (dBμV)	Emission Level (dBμV/m)	Limits (dBμV/m)	Margin (dB)	Detector
@	7036.250	35.47	10.44	34.54	73.92	85.29	---	---	Peak
	7125.000	35.87	10.51	34.58	35.96	47.76	88.20	40.44	Peak

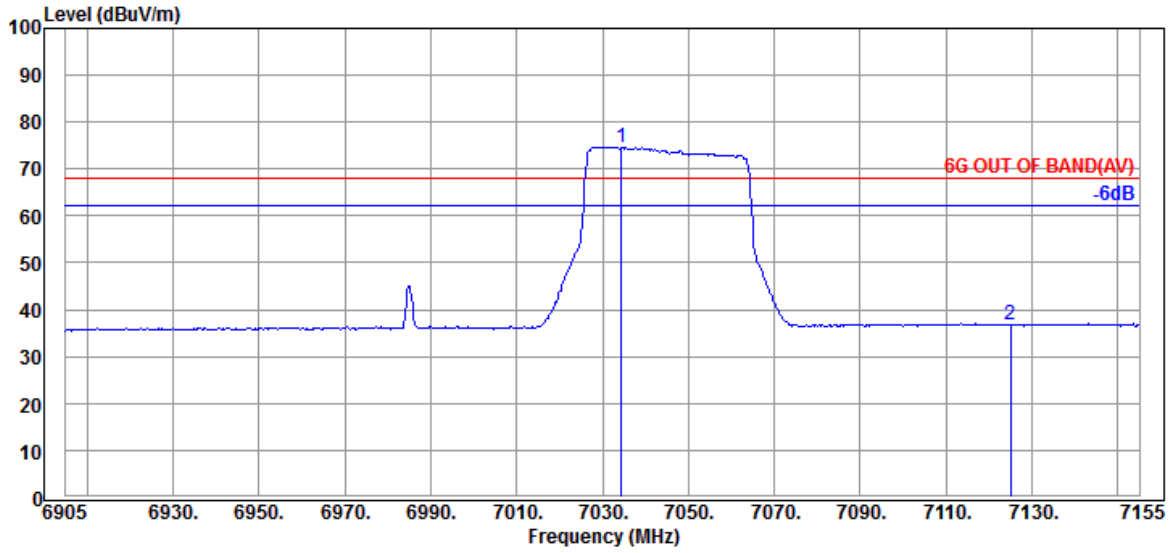

Antenna at Horizontal Polarization

	Emission Frequency (MHz)	Antenna Factor (dB/m)	Cable Loss (dB)	Preamp Gain (dB)	Read Level (dBμV)	Emission Level (dBμV/m)	Limits (dBμV/m)	Margin (dB)	Detector
@	7034.500	35.47	10.44	34.54	63.35	74.72	---	---	Average
	7125.000	35.87	10.51	34.58	24.93	36.73	68.20	31.47	Average

Remark: The "@" means fundamental frequency, it is ignored in this section.

This test report may be reproduced in full only. The document may only be updated by Audix Technology Corp. personnel. Any changes will be noted in the Document History section of the report.

Audix Technology Corp.
No. 491, Zhongfu Rd., Linkou Dist.,
New Taipei City244, Taiwan
Tel: +886 2 26099301
Fax: +886 2 26099303

Tones	484T	RU Index	S66
Mode	802.11ax-HE160	U-NII Band	8
Test SKU	SKU #1 (with INPAQ Antenna)	Frequency	TX 6985MHz

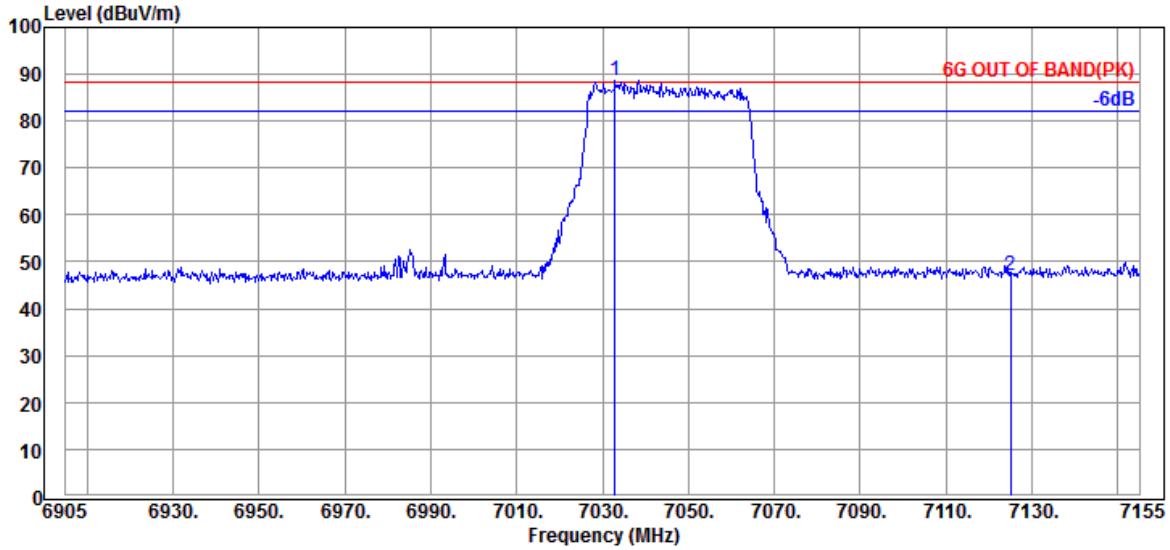

Antenna at Vertical Polarization

Emission Frequency (MHz)	Antenna Factor (dB/m)	Cable Loss (dB)	Preamp Gain (dB)	Read Level (dBμV)	Emission Level (dBμV/m)	Limits (dBμV/m)	Margin (dB)	Detector
@ 7033.000	35.47	10.44	34.54	77.19	88.56	---	---	Peak
7125.000	35.87	10.51	34.58	35.22	47.02	88.20	41.18	Peak

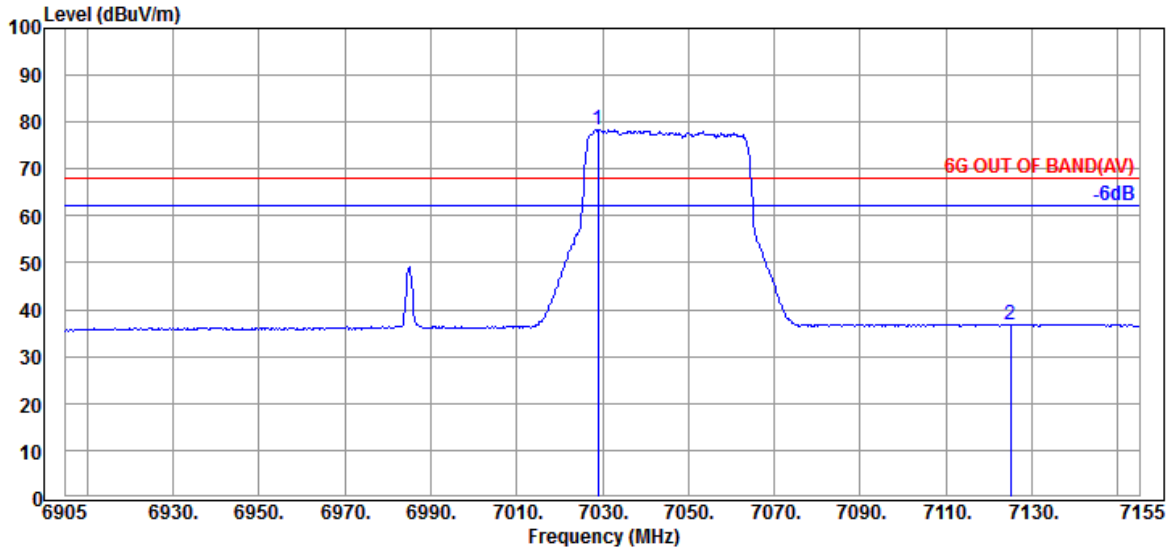

Antenna at Vertical Polarization

Emission Frequency (MHz)	Antenna Factor (dB/m)	Cable Loss (dB)	Preamp Gain (dB)	Read Level (dBμV)	Emission Level (dBμV/m)	Limits (dBμV/m)	Margin (dB)	Detector
@ 7029.000	35.47	10.44	34.52	66.99	78.38	---	---	Average
7125.000	35.87	10.51	34.58	25.02	36.82	68.20	31.38	Average

Remark: The "@" means fundamental frequency, it is ignored in this section.

This test report may be reproduced in full only. The document may only be updated by Audix Technology Corp. personnel. Any changes will be noted in the Document History section of the report.

Audix Technology Corp.
No. 491, Zhongfu Rd., Linkou Dist.,
New Taipei City244, Taiwan
Tel: +886 2 26099301
Fax: +886 2 26099303

Tones	996T	RU Index	67
Mode	802.11ax-HE160	U-NII Band	5
Test SKU	SKU #1 (with INPAQ Antenna)	Frequency	TX 6025MHz

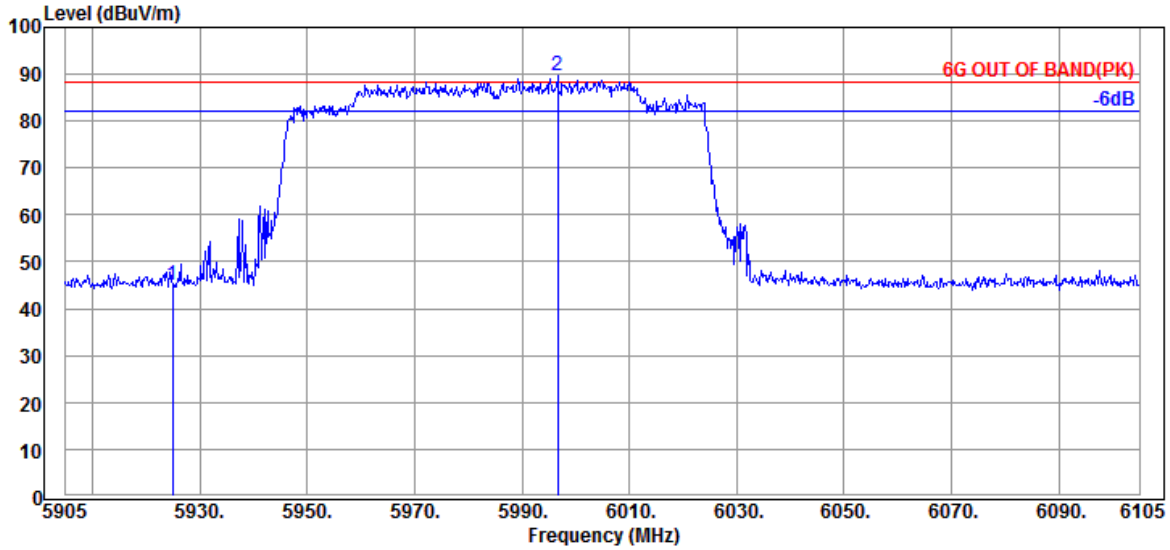

Antenna at Horizontal Polarization

	Emission Frequency (MHz)	Antenna Factor (dB/m)	Cable Loss (dB)	Preamp Gain (dB)	Read Level (dBμV)	Emission Level (dBμV/m)	Limits (dBμV/m)	Margin (dB)	Detector
	5925.000	34.60	9.59	34.41	35.39	45.17	88.20	43.03	Peak
@	5996.600	34.60	9.65	34.44	79.79	89.60	---	---	Peak

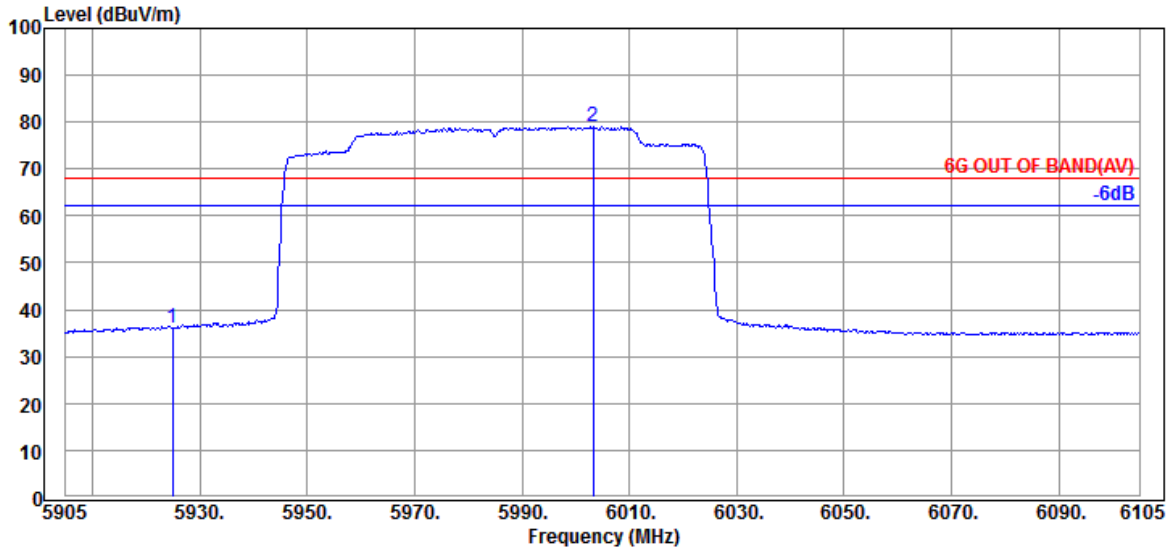

Antenna at Horizontal Polarization

	Emission Frequency (MHz)	Antenna Factor (dB/m)	Cable Loss (dB)	Preamp Gain (dB)	Read Level (dBμV)	Emission Level (dBμV/m)	Limits (dBμV/m)	Margin (dB)	Detector
	5925.000	34.60	9.59	34.41	26.20	35.98	68.20	32.22	Average
@	6003.200	34.60	9.65	34.44	69.17	78.98	---	---	Average

Remark: The "@" means fundamental frequency, it is ignored in this section.

This test report may be reproduced in full only. The document may only be updated by Audix Technology Corp. personnel. Any changes will be noted in the Document History section of the report.

Audix Technology Corp.
No. 491, Zhongfu Rd., Linkou Dist.,
New Taipei City244, Taiwan
Tel: +886 2 26099301
Fax: +886 2 26099303

Tones	996T	RU Index	67
Mode	802.11ax-HE160	U-NII Band	5
Test SKU	SKU #1 (with INPAQ Antenna)	Frequency	TX 6025MHz

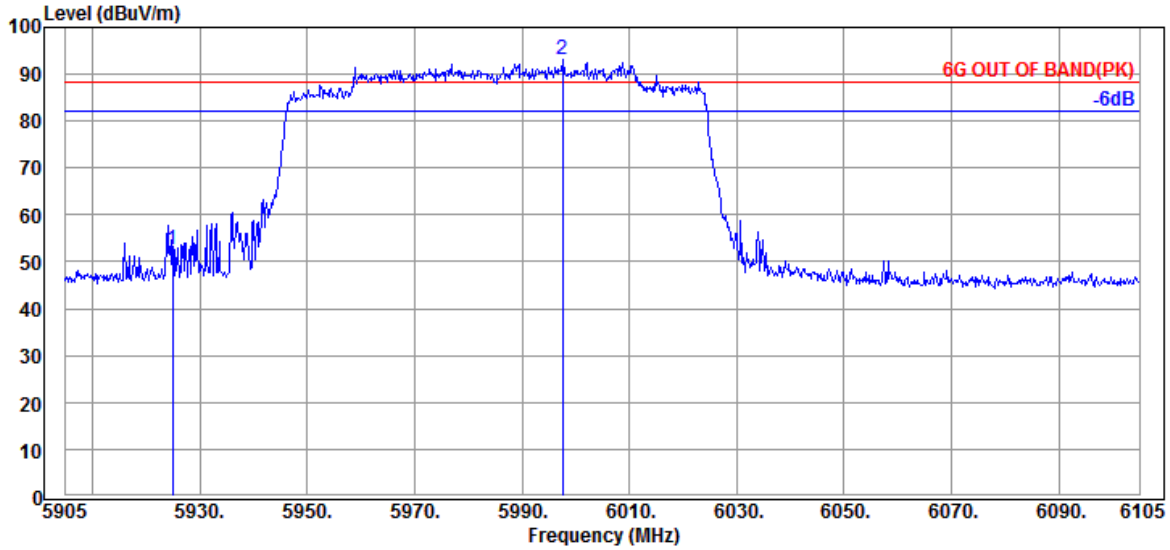

Antenna at Vertical Polarization

	Emission Frequency (MHz)	Antenna Factor (dB/m)	Cable Loss (dB)	Preamp Gain (dB)	Read Level (dBμV)	Emission Level (dBμV/m)	Limits (dBμV/m)	Margin (dB)	Detector
	5925.000	34.60	9.59	34.41	42.92	52.70	88.20	35.50	Peak
@	5997.600	34.60	9.65	34.44	83.32	93.13	---	---	Peak

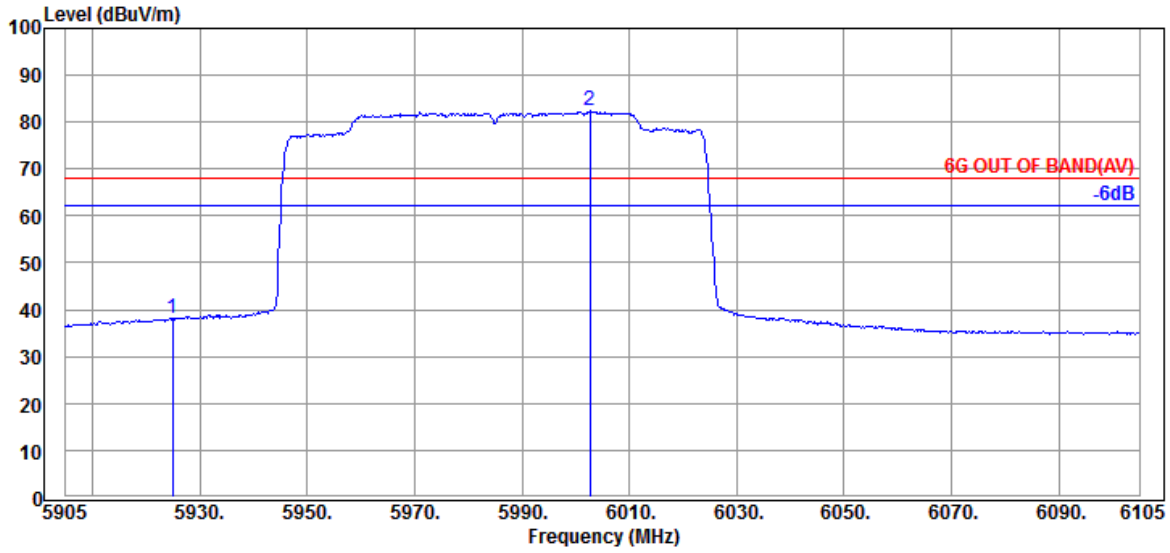

Antenna at Vertical Polarization

	Emission Frequency (MHz)	Antenna Factor (dB/m)	Cable Loss (dB)	Preamp Gain (dB)	Read Level (dBμV)	Emission Level (dBμV/m)	Limits (dBμV/m)	Margin (dB)	Detector
	5925.000	34.60	9.59	34.41	28.22	38.00	68.20	30.20	Average
@	6002.600	34.60	9.65	34.44	72.54	82.35	---	---	Average

Remark: The "@" means fundamental frequency, it is ignored in this section.

This test report may be reproduced in full only. The document may only be updated by Audix Technology Corp. personnel. Any changes will be noted in the Document History section of the report.

Audix Technology Corp.
No. 491, Zhongfu Rd., Linkou Dist.,
New Taipei City244, Taiwan
Tel: +886 2 26099301
Fax: +886 2 26099303

Tones	996T	RU Index	S67
Mode	802.11ax-HE80	U-NII Band	8
Test SKU	SKU #1 (with INPAQ Antenna)	Frequency	TX 7025MHz

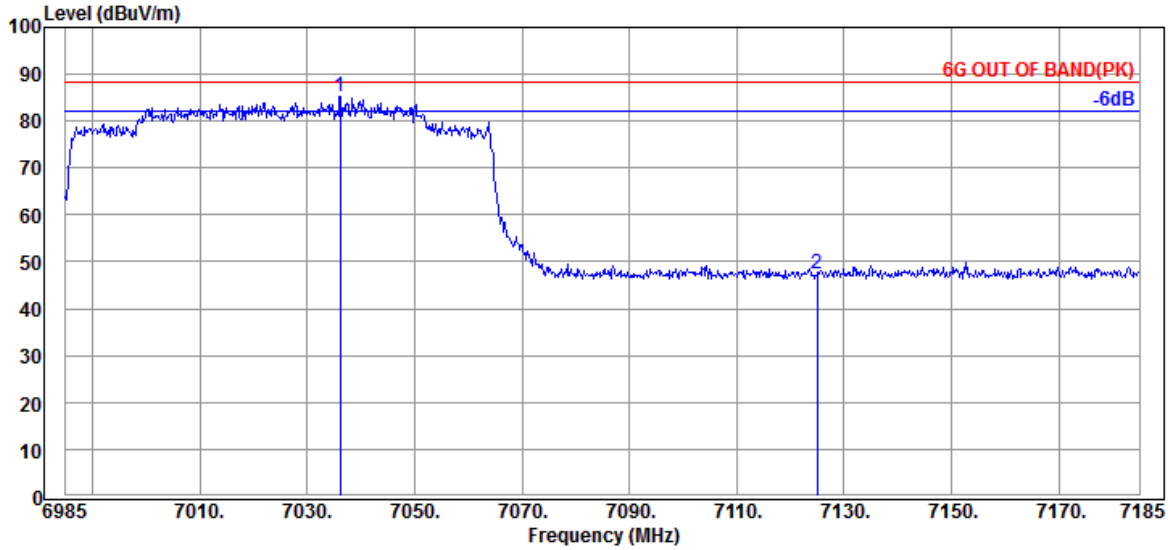

Antenna at Horizontal Polarization

Emission Frequency (MHz)	Antenna Factor (dB/m)	Cable Loss (dB)	Preamp Gain (dB)	Read Level (dBμV)	Emission Level (dBμV/m)	Limits (dBμV/m)	Margin (dB)	Detector
@ 7036.200	35.47	10.44	34.54	73.89	85.26	---	---	Peak
7125.000	35.87	10.51	34.58	35.62	47.42	88.20	40.78	Peak

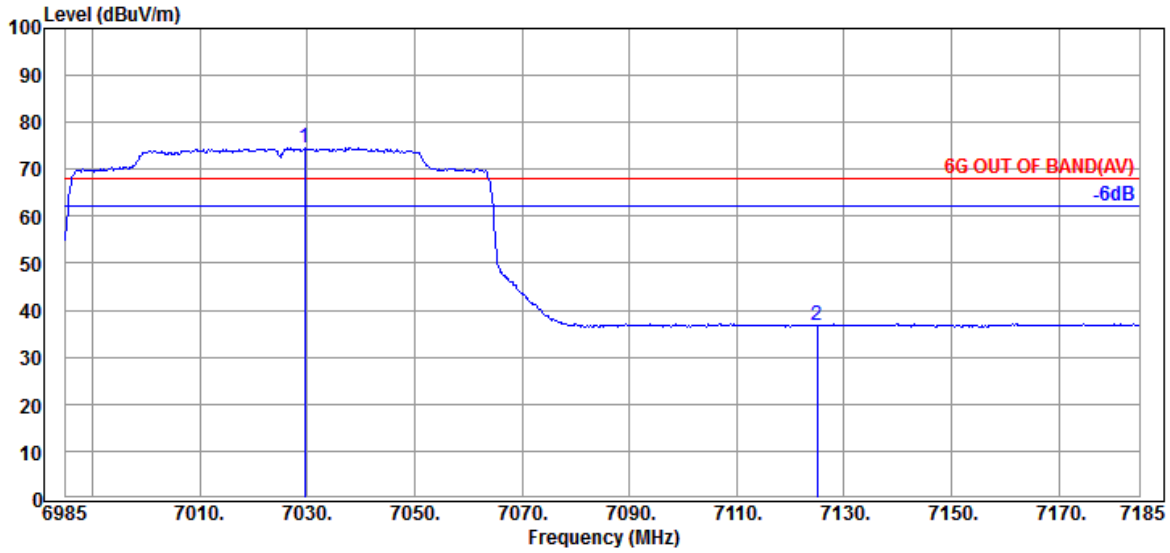

Antenna at Horizontal Polarization

Emission Frequency (MHz)	Antenna Factor (dB/m)	Cable Loss (dB)	Preamp Gain (dB)	Read Level (dBμV)	Emission Level (dBμV/m)	Limits (dBμV/m)	Margin (dB)	Detector
@ 7029.600	35.47	10.44	34.52	63.14	74.53	---	---	Average
7125.000	35.87	10.51	34.58	24.87	36.67	68.20	31.53	Average

Remark: The "@" means fundamental frequency, it is ignored in this section.

This test report may be reproduced in full only. The document may only be updated by Audix Technology Corp. personnel. Any changes will be noted in the Document History section of the report.

Audix Technology Corp.
No. 491, Zhongfu Rd., Linkou Dist.,
New Taipei City244, Taiwan
Tel: +886 2 26099301
Fax: +886 2 26099303

Tones	996T	RU Index	S67
Mode	802.11ax-HE80	U-NII Band	8
Test SKU	SKU #1 (with INPAQ Antenna)	Frequency	TX 7025MHz

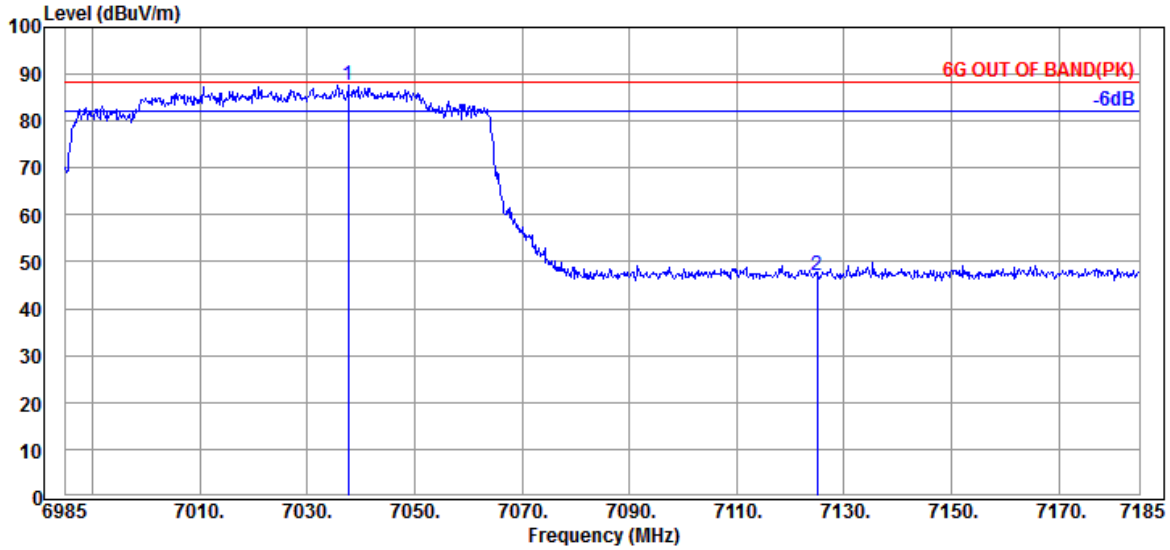

Antenna at Vertical Polarization

Emission Frequency (MHz)	Antenna Factor (dB/m)	Cable Loss (dB)	Preamp Gain (dB)	Read Level (dBμV)	Emission Level (dBμV/m)	Limits (dBμV/m)	Margin (dB)	Detector
@ 7037.600	35.47	10.44	34.54	76.20	87.57	---	---	Peak
7125.000	35.87	10.51	34.58	35.32	47.12	88.20	41.08	Peak

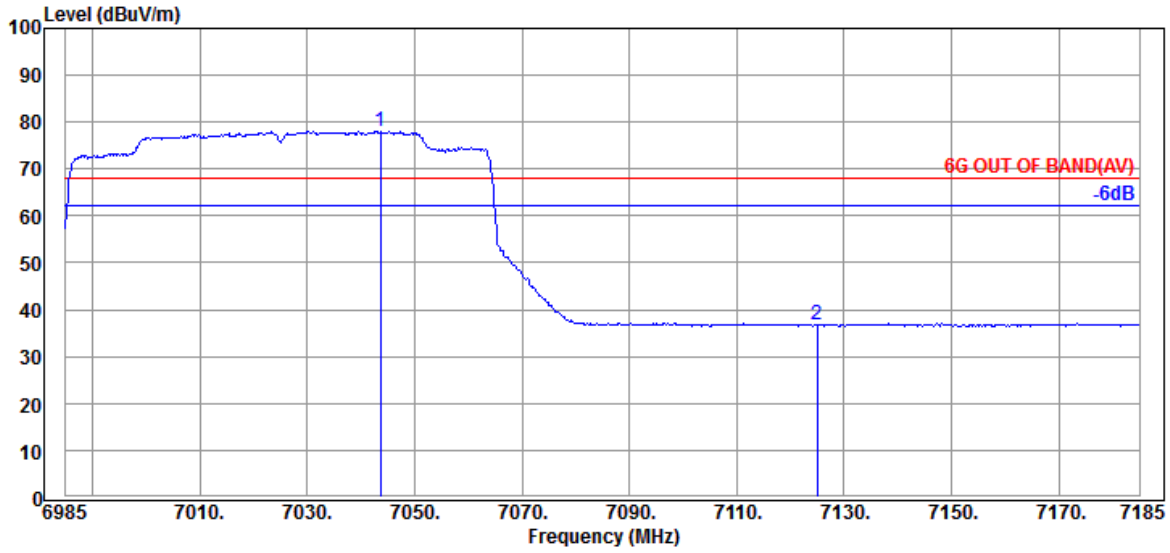

Antenna at Vertical Polarization

Emission Frequency (MHz)	Antenna Factor (dB/m)	Cable Loss (dB)	Preamp Gain (dB)	Read Level (dBμV)	Emission Level (dBμV/m)	Limits (dBμV/m)	Margin (dB)	Detector
@ 7043.600	35.47	10.46	34.54	66.63	78.02	---	---	Average
7125.000	35.87	10.51	34.58	24.88	36.68	68.20	31.52	Average

Remark: The "@" means fundamental frequency, it is ignored in this section.

This test report may be reproduced in full only. The document may only be updated by Audix Technology Corp. personnel. Any changes will be noted in the Document History section of the report.

Audix Technology Corp.
No. 491, Zhongfu Rd., Linkou Dist.,
New Taipei City244, Taiwan

Tel: +886 2 26099301
Fax: +886 2 26099303

A.2.1.4 Band Edge-Maker Delta

- OFDM Modulation

Mode	Antenna Polarization	Peak Fundamental Emission Level@7115MHz (dBμV/m)	Band Edge Emission Level@7125MHz (dBμV/m)	Marker-Delta (dB)
802.11ax-HE20 (Test SKU #1)	Horizontal	80.92	66.17	14.75
	Vertical	85.89	71.74	14.15

Note: marker -delta measured in accordance with KDB 789033 Section G3 (d)(i)

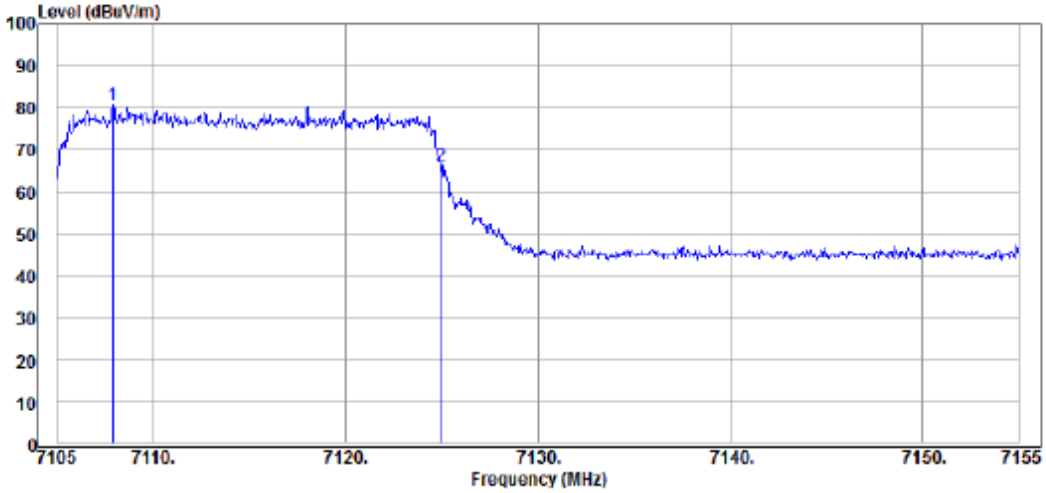

Antenna at Horizontal Polarization

Emission Frequency (MHz)	Antenna Factor (dB/m)	Cable Loss (dB)	Preamp Gain (dB)	Read Level (dBμV)	Emission Level (dBμV/m)	Detector
7107.900	35.87	10.49	34.58	69.14	80.92	Peak
7125.000	35.87	10.51	34.58	54.37	66.17	Peak

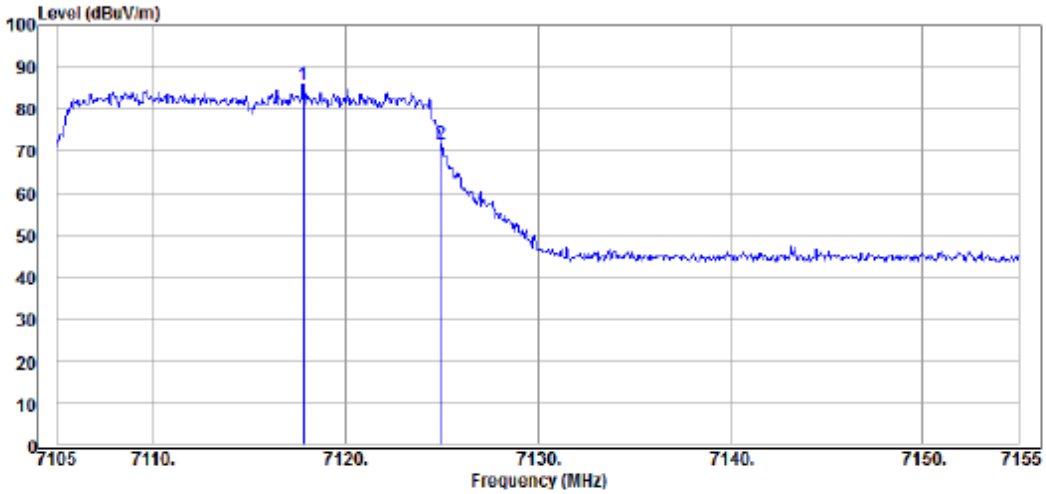

Antenna at Vertical Polarization

Emission Frequency (MHz)	Antenna Factor (dB/m)	Cable Loss (dB)	Preamp Gain (dB)	Read Level (dBμV)	Emission Level (dBμV/m)	Detector
7117.800	35.87	10.51	34.58	74.09	85.89	Peak
7125.000	35.87	10.51	34.58	59.94	71.74	Peak

This test report may be reproduced in full only. The document may only be updated by Audix Technology Corp. personnel. Any changes will be noted in the Document History section of the report.

Audix Technology Corp.
No. 491, Zhongfu Rd., Linkou Dist.,
New Taipei City244, Taiwan
Tel: +886 2 26099301
Fax: +886 2 26099303

- OFDMA Modulation

Mode	Antenna Polarization	Peak Fundamental Emission Level@7115MHz (dBμV/m)	Band Edge Emission Level@7125MHz (dBμV/m)	Marker-Delta (dB)
802.11ax-HE20 (26T, RU Index 8) (Test SKU #1)	Horizontal	83.57	69.79	13.78
	Vertical	88.56	74.06	14.50

Note: marker -delta measured in accordance with KDB 789033 Section G3 (d)(i)

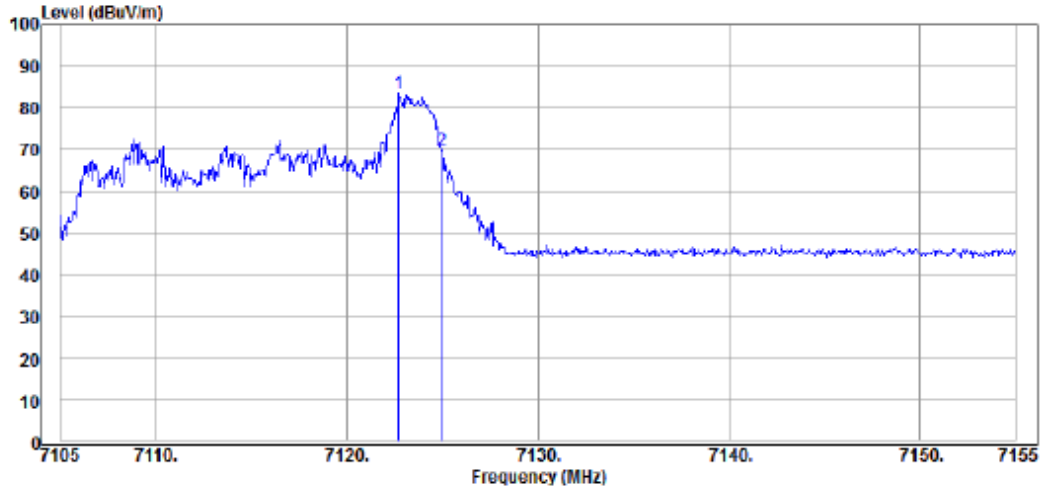

Antenna at Horizontal Polarization

Emission Frequency (MHz)	Antenna Factor (dB/m)	Cable Loss (dB)	Preamp Gain (dB)	Read Level (dBμV)	Emission Level (dBμV/m)	Detector
7122.700	35.87	10.51	34.58	71.77	83.57	Peak
7125.000	35.87	10.51	34.58	57.99	69.79	Peak

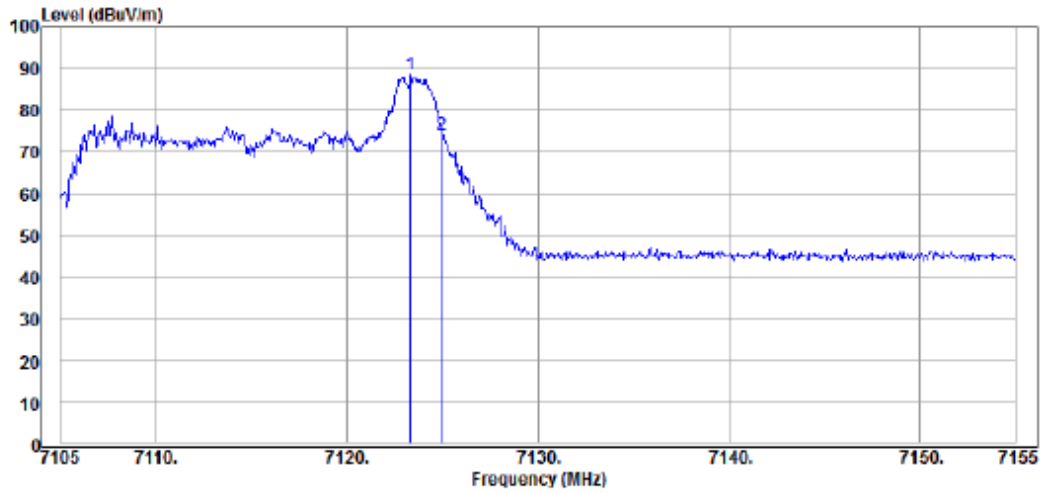

Antenna at Vertical Polarization

Emission Frequency (MHz)	Antenna Factor (dB/m)	Cable Loss (dB)	Preamp Gain (dB)	Read Level (dBμV)	Emission Level (dBμV/m)	Detector
7123.300	35.87	10.51	34.58	76.76	88.56	Peak
7125.000	35.87	10.51	34.58	62.26	74.06	Peak

This test report may be reproduced in full only. The document may only be updated by Audix Technology Corp. personnel. Any changes will be noted in the Document History section of the report.

Audix Technology Corp.
No. 491, Zhongfu Rd., Linkou Dist.,
New Taipei City244, Taiwan
Tel: +886 2 26099301
Fax: +886 2 26099303

Band Edge-Maker Delta Test Result

- OFDM Modulation

Mode	Fundamental Emission Level@7115MHz (dBμV/m)	Marker-Delta (dB)	Band Edge Emission Level@7125MHz (dBμV/m)	Limit (dBμV/m)	Margin (dB)	Detector
802.11ax-HE20 (Test SKU #1)	Antenna Polarization: Horizontal					
	83.25	14.75	68.50	88.20	19.70	Peak
	60.37	14.75	45.62	68.20	22.58	Average

Note: Band Edge Emission Level (dBμV/m) = Fundamental Emission Level (dBμV/m) - Marker-Delta (dB)

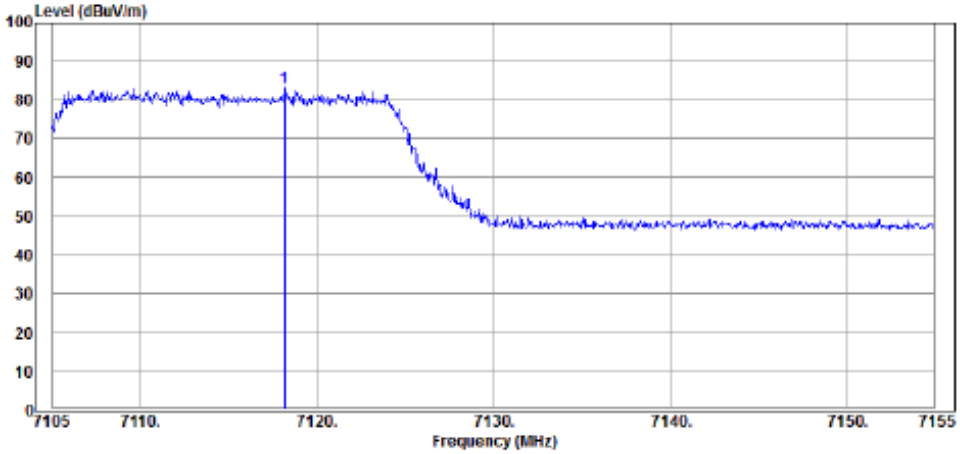

Emission Frequency (MHz)	Antenna Factor (dB/m)	Cable Loss (dB)	Preamp Gain (dB)	Read Level (dBμV)	Emission Level (dBμV/m)	Detector
7118.150	35.87	10.51	34.58	71.45	83.25	Peak

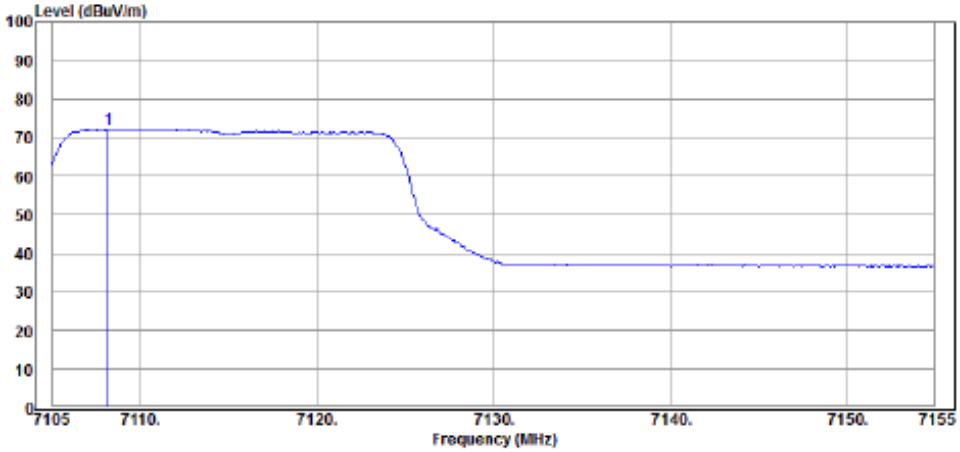

Antenna at Horizontal Polarization

Emission Frequency (MHz)	Antenna Factor (dB/m)	Cable Loss (dB)	Preamp Gain (dB)	Read Level (dBμV)	Emission Level (dBμV/m)	Detector
7108.150	35.87	10.49	34.58	60.37	72.15	Average

This test report may be reproduced in full only. The document may only be updated by Audix Technology Corp. personnel. Any changes will be noted in the Document History section of the report.

Audix Technology Corp.
No. 491, Zhongfu Rd., Linkou Dist.,
New Taipei City244, Taiwan
Tel: +886 2 26099301
Fax: +886 2 26099303

Mode	Fundamental Emission Level@7115MHz (dBμV/m)	Marker-Delta (dB)	Band Edge Emission Level@7125MHz (dBμV/m)	Limit (dBμV/m)	Margin (dB)	Detector
802.11ax-HE20 (Test SKU #1)	Antenna Polarization: Vertical					
	89.22	14.15	75.07	88.20	13.13	Peak
	78.07	14.15	63.92	68.20	4.28	Average

Note: Band Edge Emission Level (dBμV/m) = Fundamental Emission Level (dBμV/m) - Marker-Delta (dB)

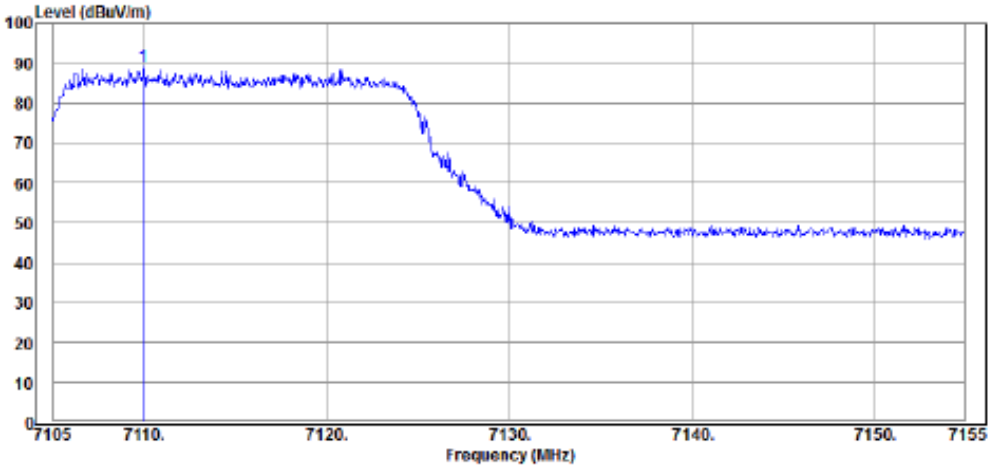

Emission Frequency (MHz)	Antenna Factor (dB/m)	Cable Loss (dB)	Preamp Gain (dB)	Read Level (dBμV)	Emission Level (dBμV/m)	Detector
7110.000	35.87	10.49	34.58	77.44	89.22	Peak

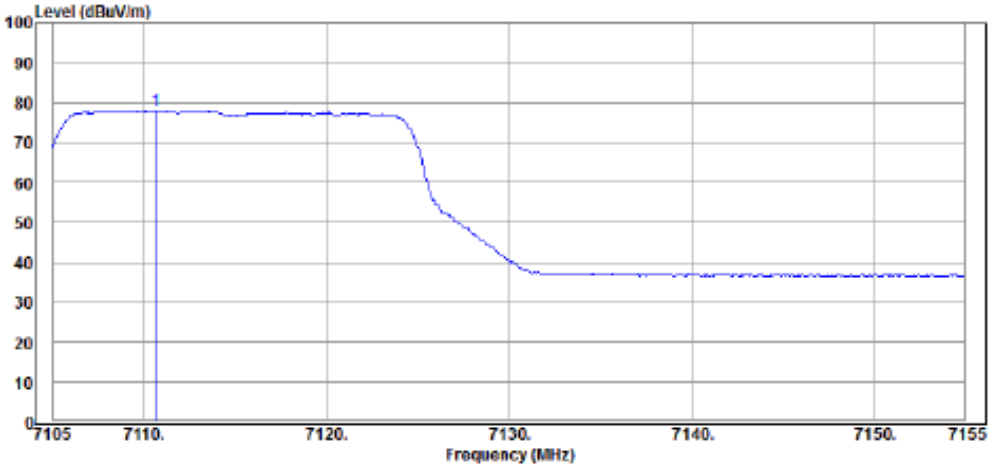

Emission Frequency (MHz)	Antenna Factor (dB/m)	Cable Loss (dB)	Preamp Gain (dB)	Read Level (dBμV)	Emission Level (dBμV/m)	Detector
7110.650	35.87	10.49	34.58	66.29	78.07	Average

This test report may be reproduced in full only. The document may only be updated by Audix Technology Corp. personnel. Any changes will be noted in the Document History section of the report.

Audix Technology Corp.
No. 491, Zhongfu Rd., Linkou Dist.,
New Taipei City244, Taiwan
Tel: +886 2 26099301
Fax: +886 2 26099303

- OFDMA Modulation

Mode	Fundamental Emission Level@7115MHz (dBμV/m)	Marker-Delta (dB)	Band Edge Emission Level@7125MHz (dBμV/m)	Limit (dBμV/m)	Margin (dB)	Detector
802.11ax-HE20 (26T, RU Index 8) (Test SKU #1)	Antenna Polarization: Horizontal					
	85.85	13.78	72.07	88.20	16.13	Peak
	75.49	13.78	61.71	68.20	6.49	Average

Note: Band Edge Emission Level (dBμV/m) = Fundamental Emission Level (dBμV/m) - Marker-Delta (dB)

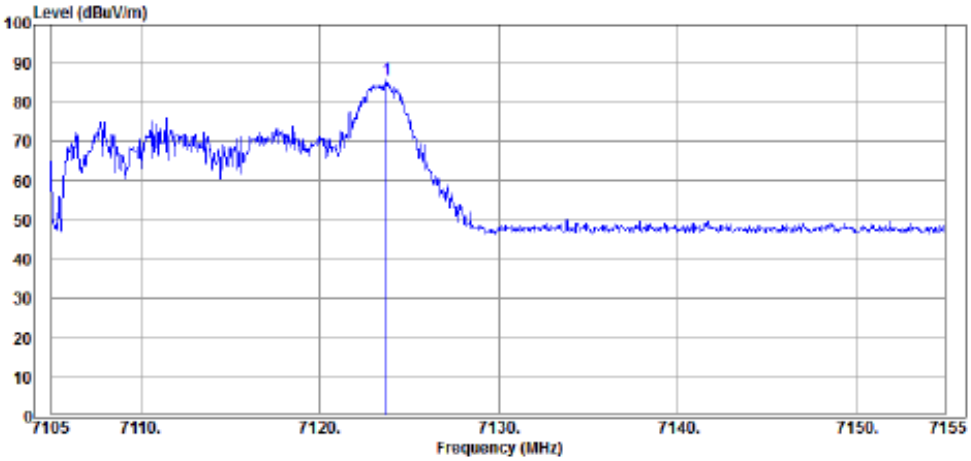

Emission Frequency (MHz)	Antenna Factor (dB/m)	Cable Loss (dB)	Preamp Gain (dB)	Read Level (dBμV)	Emission Level (dBμV/m)	Detector
7123.750	35.87	10.51	34.58	74.05	85.85	Peak

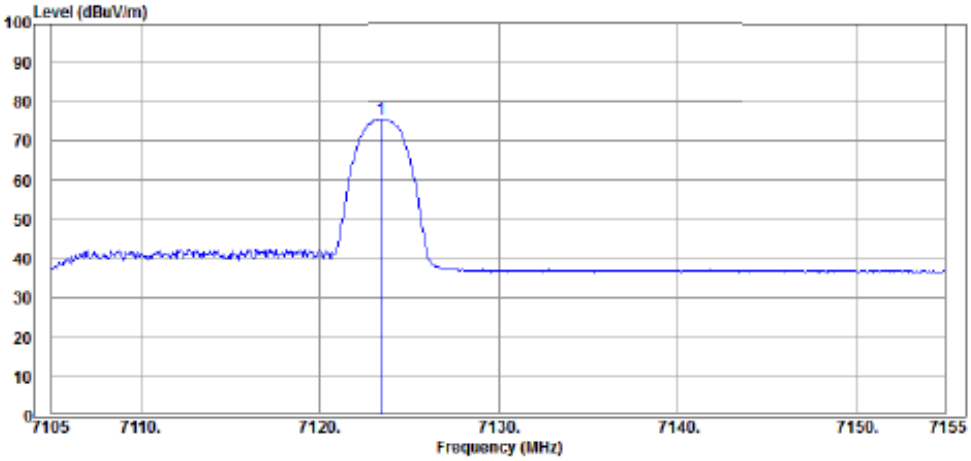

Antenna at Horizontal Polarization

Emission Frequency (MHz)	Antenna Factor (dB/m)	Cable Loss (dB)	Preamp Gain (dB)	Read Level (dBμV)	Emission Level (dBμV/m)	Detector
7123.500	35.87	10.51	34.58	63.69	75.49	Average

This test report may be reproduced in full only. The document may only be updated by Audix Technology Corp. personnel. Any changes will be noted in the Document History section of the report.

Audix Technology Corp.
No. 491, Zhongfu Rd., Linkou Dist.,
New Taipei City244, Taiwan
Tel: +886 2 26099301
Fax: +886 2 26099303

Mode	Fundamental Emission Level@7115MHz (dBμV/m)	Marker-Delta (dB)	Band Edge Emission Level@7125MHz (dBμV/m)	Limit (dBμV/m)	Margin (dB)	Detector
802.11ax-HE20 (26T, RU Index 8) (Test SKU #1)	Antenna Polarization: Vertical					
	92.10	14.50	77.60	88.20	10.60	Peak
	81.46	14.50	66.96	68.20	1.24	Average

Note: Band Edge Emission Level (dBμV/m) = Fundamental Emission Level (dBμV/m) - Marker-Delta (dB)

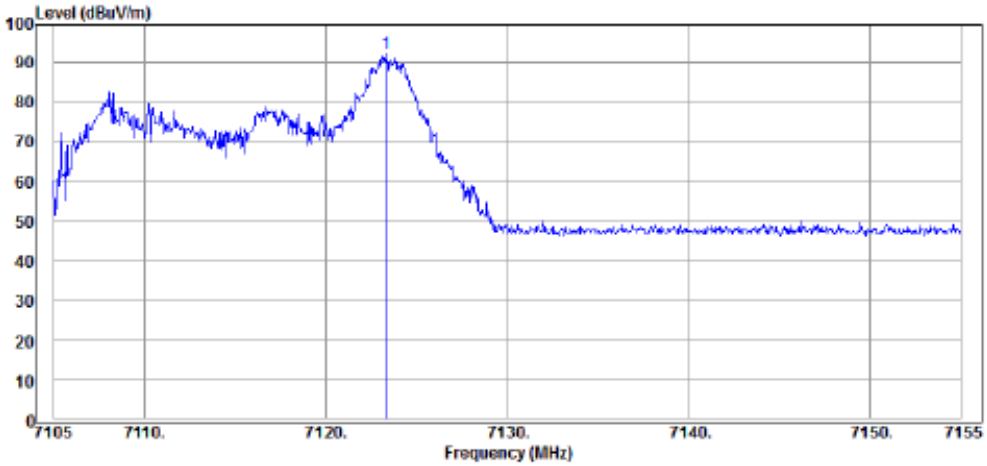

Emission Frequency (MHz)	Antenna Factor (dB/m)	Cable Loss (dB)	Preamp Gain (dB)	Read Level (dBμV)	Emission Level (dBμV/m)	Detector
7123.300	35.87	10.51	34.58	80.30	92.10	Peak

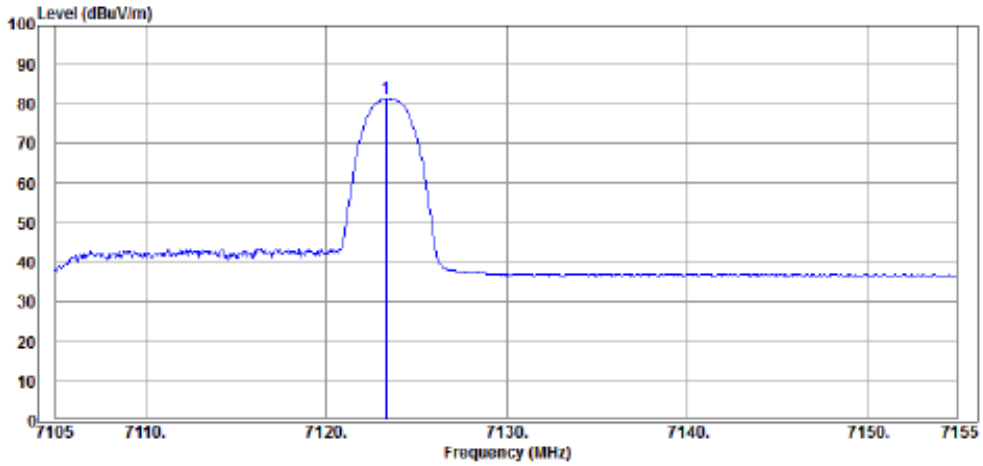

Emission Frequency (MHz)	Antenna Factor (dB/m)	Cable Loss (dB)	Preamp Gain (dB)	Read Level (dBμV)	Emission Level (dBμV/m)	Detector
7123.350	35.87	10.51	34.58	69.66	81.46	Average

This test report may be reproduced in full only. The document may only be updated by Audix Technology Corp. personnel. Any changes will be noted in the Document History section of the report.

Audix Technology Corp.
No. 491, Zhongfu Rd., Linkou Dist.,
New Taipei City244, Taiwan
Tel: +886 2 26099301
Fax: +886 2 26099303

A.2.2 Emissions outside the frequency band

The emissions (up to 40GHz) not reported for there is no emission be found.

- OFDM Modulation

Mode	802.11ax-HE20	U-NII Band	5
Test SKU	SKU #1 (with INPAQ Antenna)	Frequency	TX 5955MHz

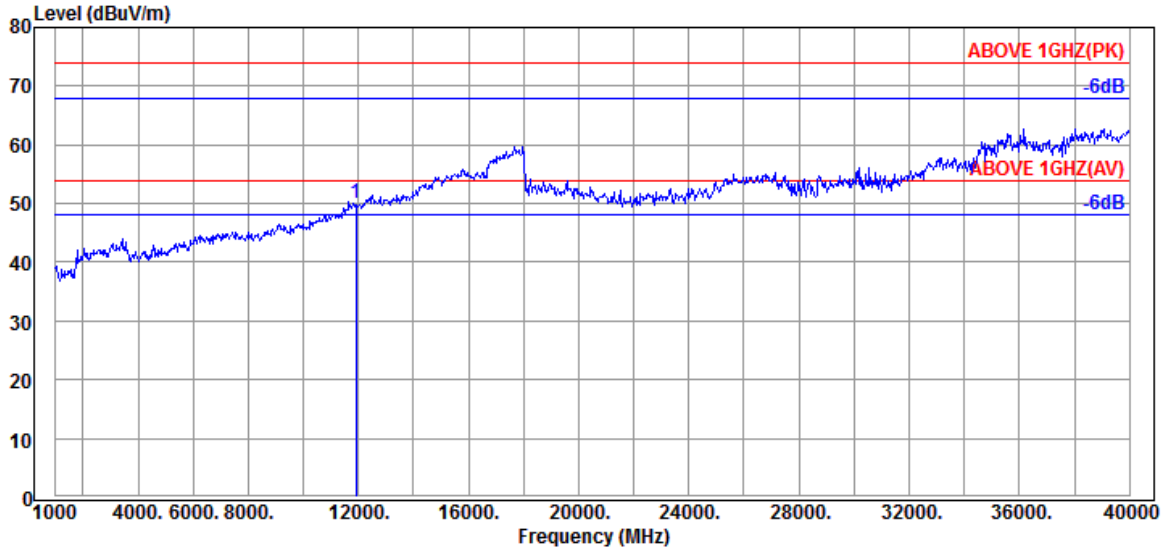

Antenna at Horizontal Polarization

Emission Frequency (MHz)	Antenna Factor (dB/m)	Cable Loss (dB)	Preamp Gain (dB)	Read Level (dBμV)	Emission Level (dBμV/m)	Limits (dBμV/m)	Margin (dB)	Detector
11910.000	38.70	16.11	34.67	29.82	49.96	54.00	4.04	Peak

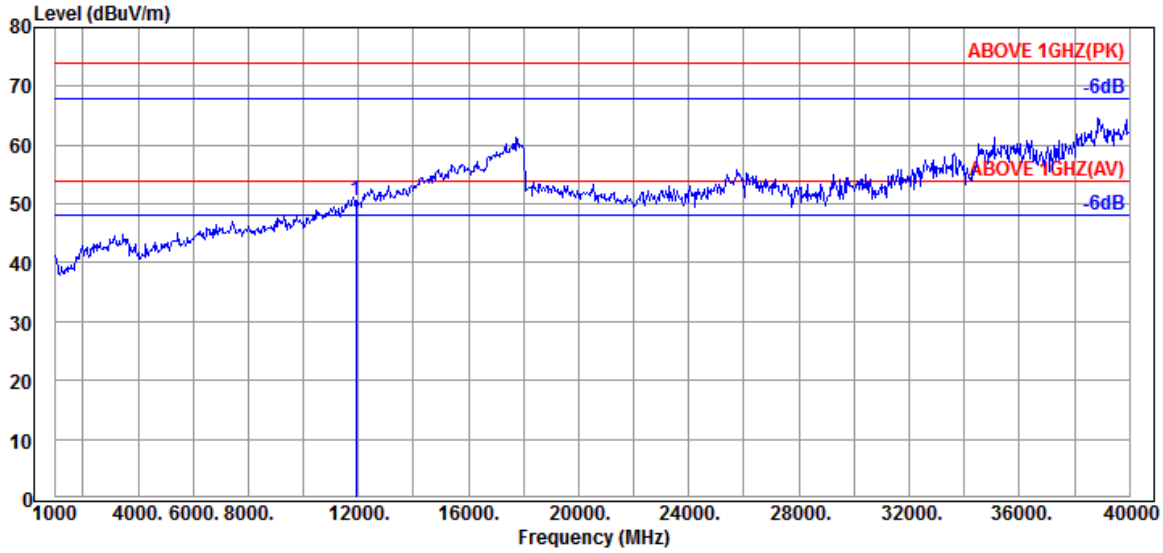

Antenna at Vertical Polarization

Emission Frequency (MHz)	Antenna Factor (dB/m)	Cable Loss (dB)	Preamp Gain (dB)	Read Level (dBμV)	Emission Level (dBμV/m)	Limits (dBμV/m)	Margin (dB)	Detector
11910.000	38.70	16.11	34.67	30.49	50.63	54.00	3.37	Peak

This test report may be reproduced in full only. The document may only be updated by Audix Technology Corp. personnel. Any changes will be noted in the Document History section of the report.

Audix Technology Corp.
No. 491, Zhongfu Rd., Linkou Dist.,
New Taipei City244, Taiwan
Tel: +886 2 26099301
Fax: +886 2 26099303

Mode	802.11ax-HE20	U-NII Band	6
Test SKU	SKU #1 (with INPAQ Antenna)	Frequency	TX 6345MHz

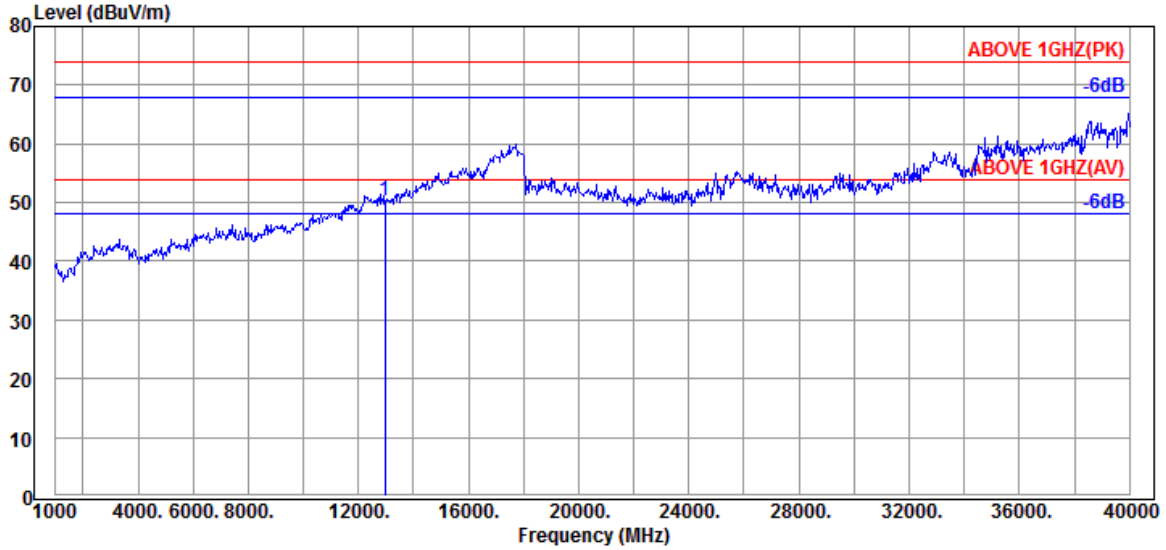

Antenna at Horizontal Polarization

Emission Frequency (MHz)	Antenna Factor (dB/m)	Cable Loss (dB)	Preamp Gain (dB)	Read Level (dBμV)	Emission Level (dBμV/m)	Limits (dBμV/m)	Margin (dB)	Detector
12950.000	39.10	16.63	33.50	28.08	50.31	54.00	3.69	Peak

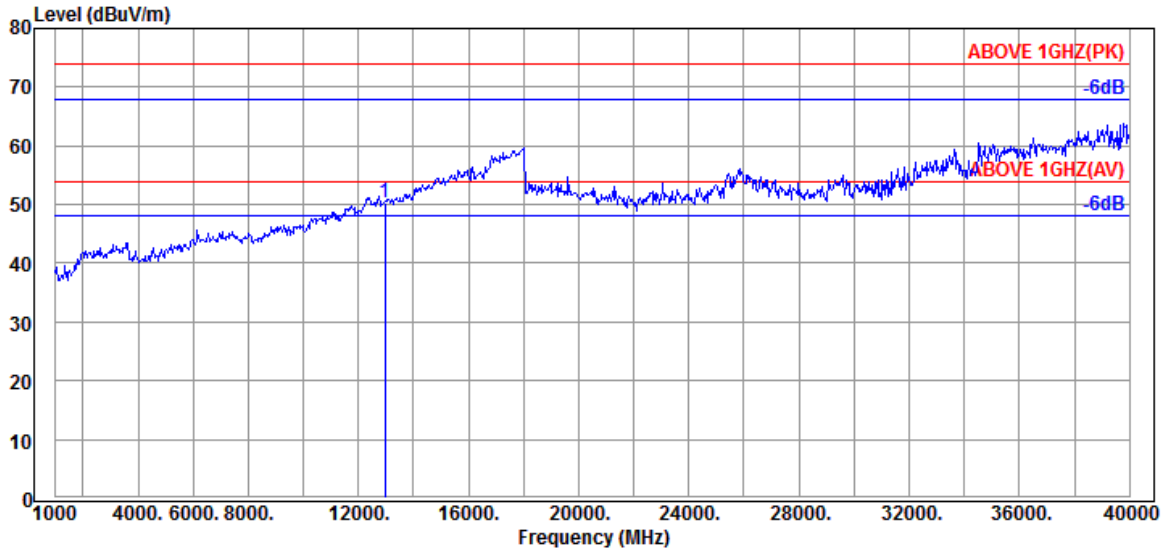

Antenna at Vertical Polarization

Emission Frequency (MHz)	Antenna Factor (dB/m)	Cable Loss (dB)	Preamp Gain (dB)	Read Level (dBμV)	Emission Level (dBμV/m)	Limits (dBμV/m)	Margin (dB)	Detector
12950.000	39.10	16.63	33.50	28.11	50.34	54.00	3.66	Peak

This test report may be reproduced in full only. The document may only be updated by Audix Technology Corp. personnel. Any changes will be noted in the Document History section of the report.

Audix Technology Corp.
No. 491, Zhongfu Rd., Linkou Dist.,
New Taipei City244, Taiwan
Tel: +886 2 26099301
Fax: +886 2 26099303

Mode	802.11ax-HE20	U-NII Band	7
Test SKU	SKU #1 (with INPAQ Antenna)	Frequency	TX 6855MHz

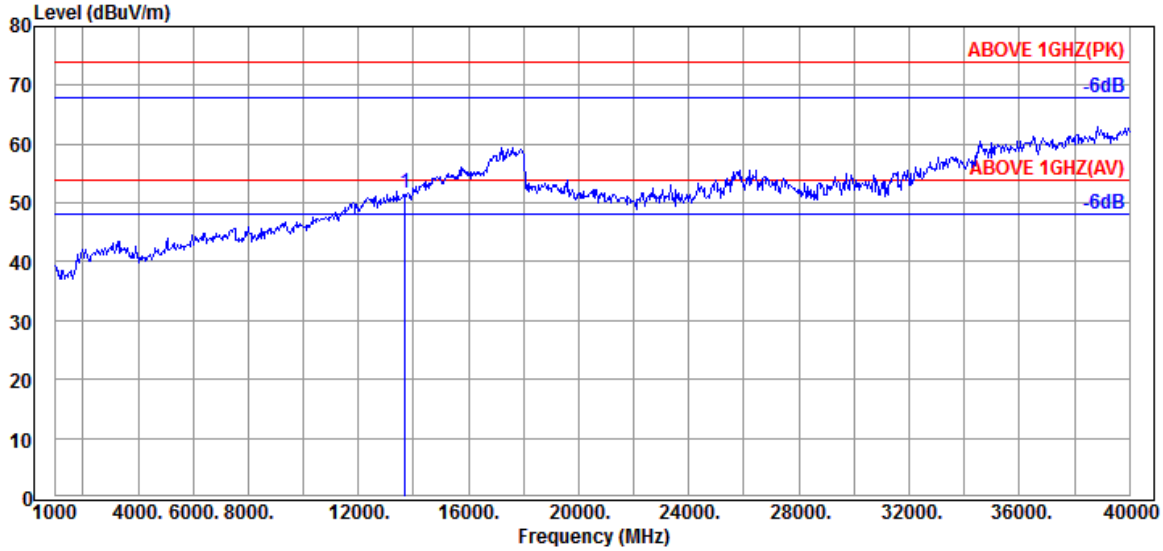

Antenna at Horizontal Polarization

Emission Frequency (MHz)	Antenna Factor (dB/m)	Cable Loss (dB)	Preamp Gain (dB)	Read Level (dBμV)	Emission Level (dBμV/m)	Limits (dBμV/m)	Margin (dB)	Detector
13710.000	38.70	16.44	32.97	29.61	51.78	54.00	2.22	Peak

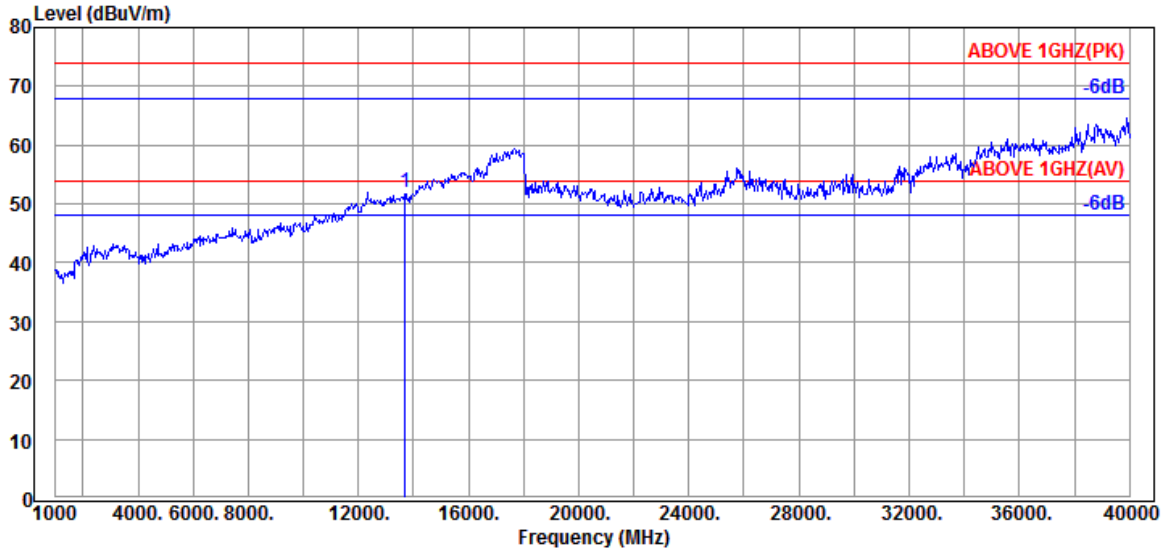

Antenna at Vertical Polarization

Emission Frequency (MHz)	Antenna Factor (dB/m)	Cable Loss (dB)	Preamp Gain (dB)	Read Level (dBμV)	Emission Level (dBμV/m)	Limits (dBμV/m)	Margin (dB)	Detector
13710.000	38.70	16.44	32.97	29.90	52.07	54.00	1.93	Peak

This test report may be reproduced in full only. The document may only be updated by Audix Technology Corp. personnel. Any changes will be noted in the Document History section of the report.

Audix Technology Corp.
No. 491, Zhongfu Rd., Linkou Dist.,
New Taipei City244, Taiwan
Tel: +886 2 26099301
Fax: +886 2 26099303

Mode	802.11ax-HE20	U-NII Band	8
Test SKU	SKU #1 (with INPAQ Antenna)	Frequency	TX 6875MHz

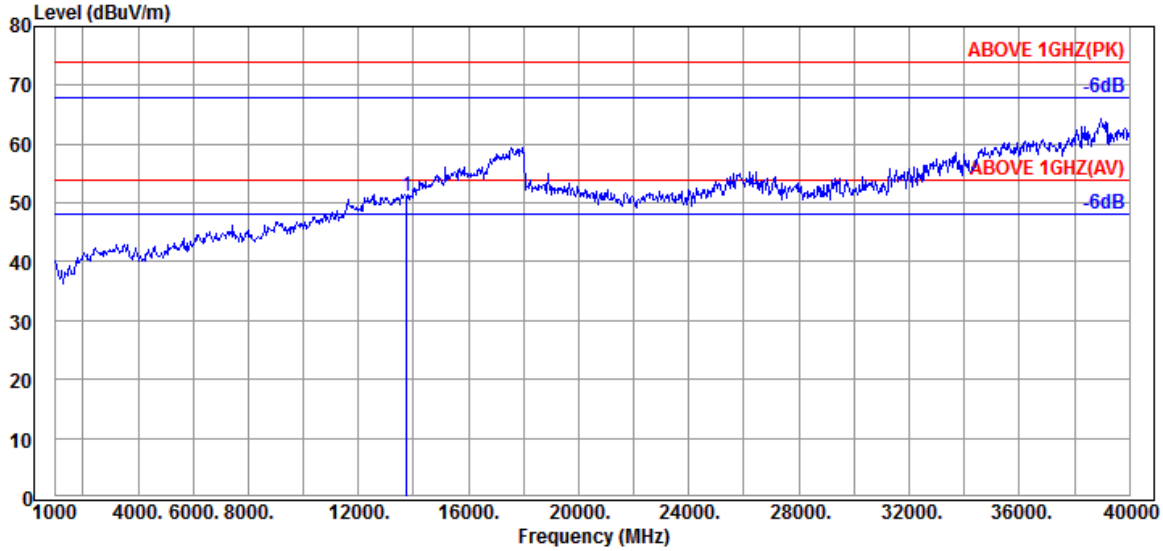

Antenna at Horizontal Polarization

Emission Frequency (MHz)	Antenna Factor (dB/m)	Cable Loss (dB)	Preamp Gain (dB)	Read Level (dBμV)	Emission Level (dBμV/m)	Limits (dBμV/m)	Margin (dB)	Detector
13750.000	38.70	16.46	32.97	28.91	51.10	54.00	2.90	Peak

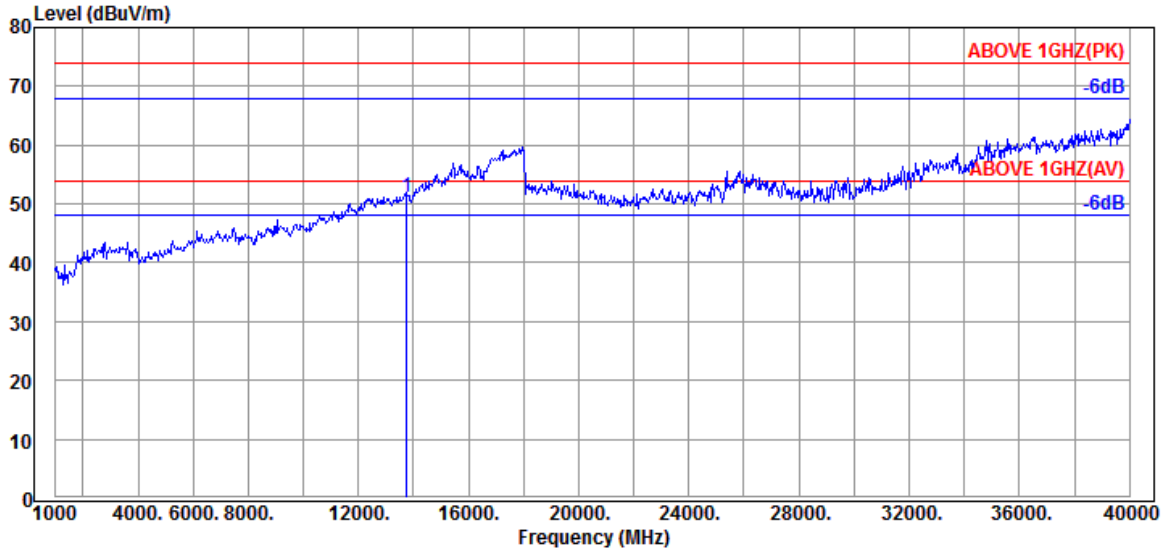

Antenna at Vertical Polarization

Emission Frequency (MHz)	Antenna Factor (dB/m)	Cable Loss (dB)	Preamp Gain (dB)	Read Level (dBμV)	Emission Level (dBμV/m)	Limits (dBμV/m)	Margin (dB)	Detector
13750.000	38.70	16.46	32.97	29.07	51.26	54.00	2.74	Peak

This test report may be reproduced in full only. The document may only be updated by Audix Technology Corp. personnel. Any changes will be noted in the Document History section of the report.

Audix Technology Corp.
No. 491, Zhongfu Rd., Linkou Dist.,
New Taipei City244, Taiwan
Tel: +886 2 26099301
Fax: +886 2 26099303

Mode	802.11ax-HE40	U-NII Band	5
Test SKU	SKU #1 (with INPAQ Antenna)	Frequency	TX 6165MHz

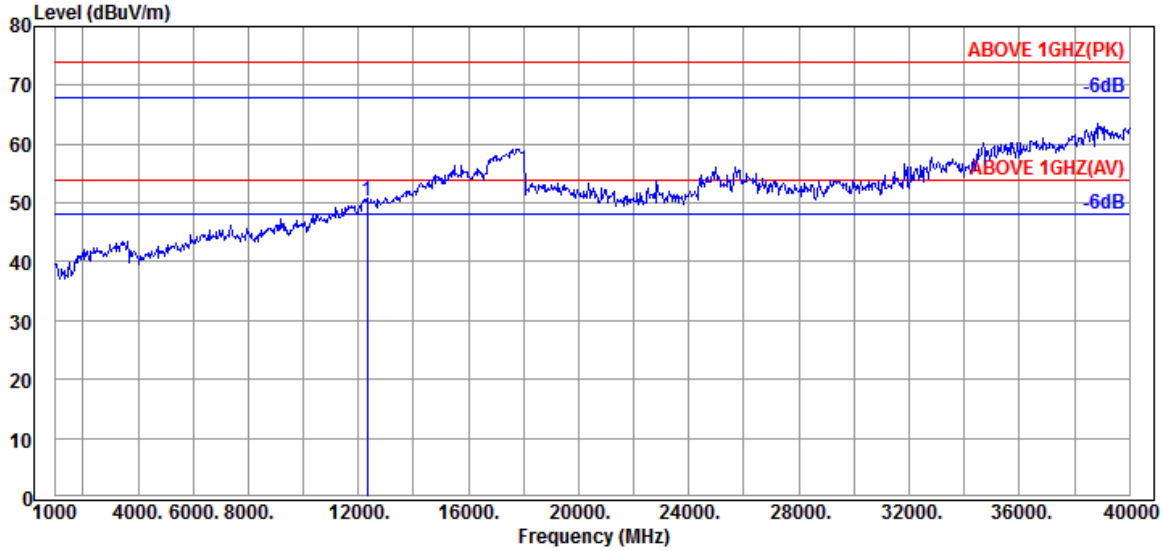

Antenna at Horizontal Polarization

Emission Frequency (MHz)	Antenna Factor (dB/m)	Cable Loss (dB)	Preamp Gain (dB)	Read Level (dBμV)	Emission Level (dBμV/m)	Limits (dBμV/m)	Margin (dB)	Detector
12330.000	39.03	16.38	34.39	29.34	50.36	54.00	3.64	Peak

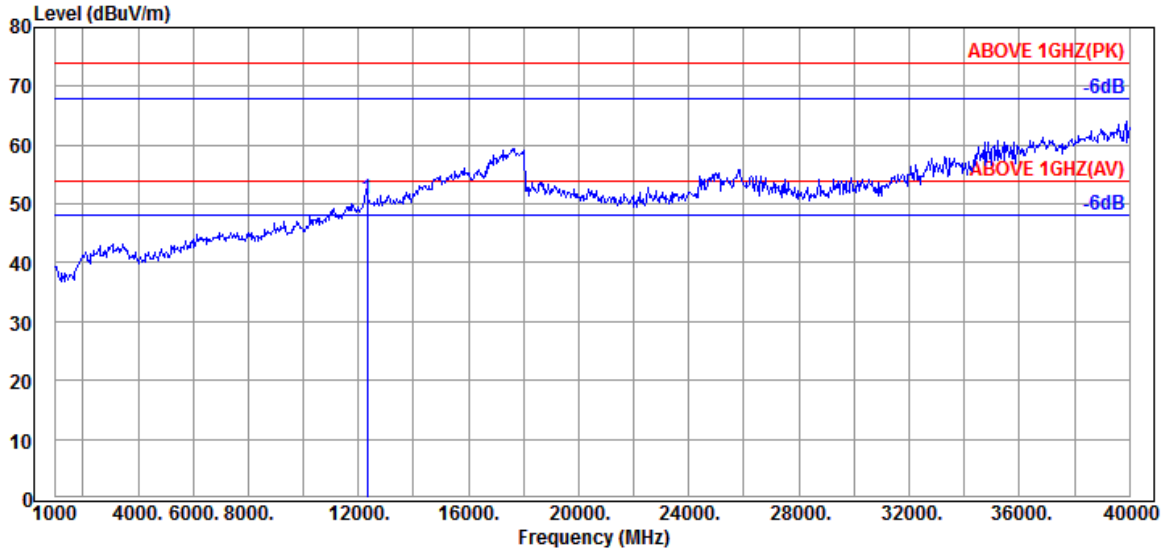

Antenna at Vertical Polarization

Emission Frequency (MHz)	Antenna Factor (dB/m)	Cable Loss (dB)	Preamp Gain (dB)	Read Level (dBμV)	Emission Level (dBμV/m)	Limits (dBμV/m)	Margin (dB)	Detector
12330.000	39.03	16.38	34.39	29.77	50.79	54.00	3.21	Peak

This test report may be reproduced in full only. The document may only be updated by Audix Technology Corp. personnel. Any changes will be noted in the Document History section of the report.

Audix Technology Corp.
No. 491, Zhongfu Rd., Linkou Dist.,
New Taipei City244, Taiwan
Tel: +886 2 26099301
Fax: +886 2 26099303

Mode	802.11ax-HE40	U-NII Band	6
Test SKU	SKU #1 (with INPAQ Antenna)	Frequency	TX 6485MHz

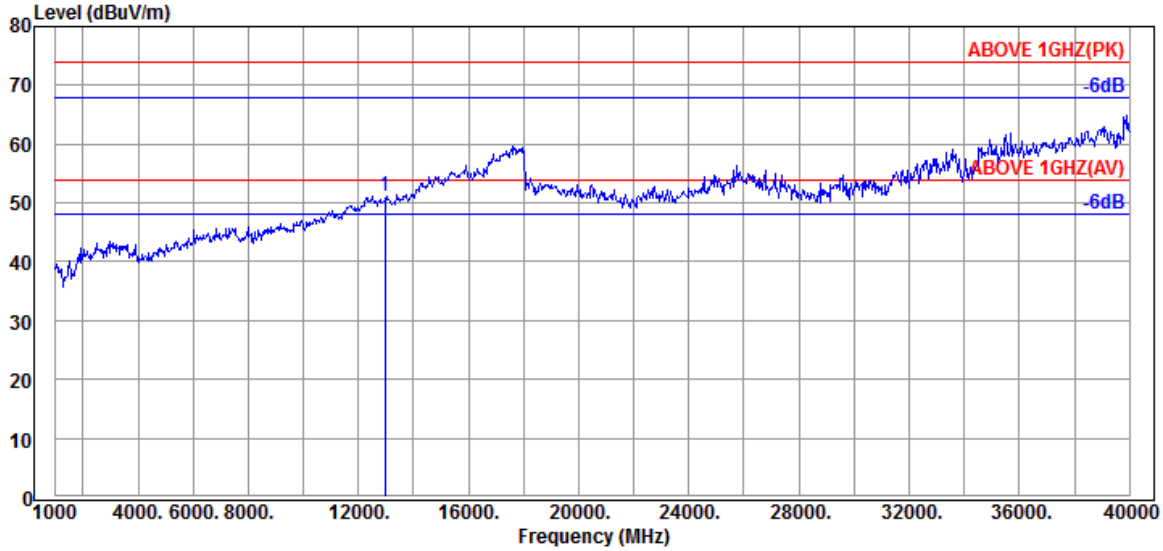

Antenna at Horizontal Polarization

Emission Frequency (MHz)	Antenna Factor (dB/m)	Cable Loss (dB)	Preamp Gain (dB)	Read Level (dBμV)	Emission Level (dBμV/m)	Limits (dBμV/m)	Margin (dB)	Detector
12970.000	39.10	16.63	33.50	28.90	51.13	54.00	2.87	Peak

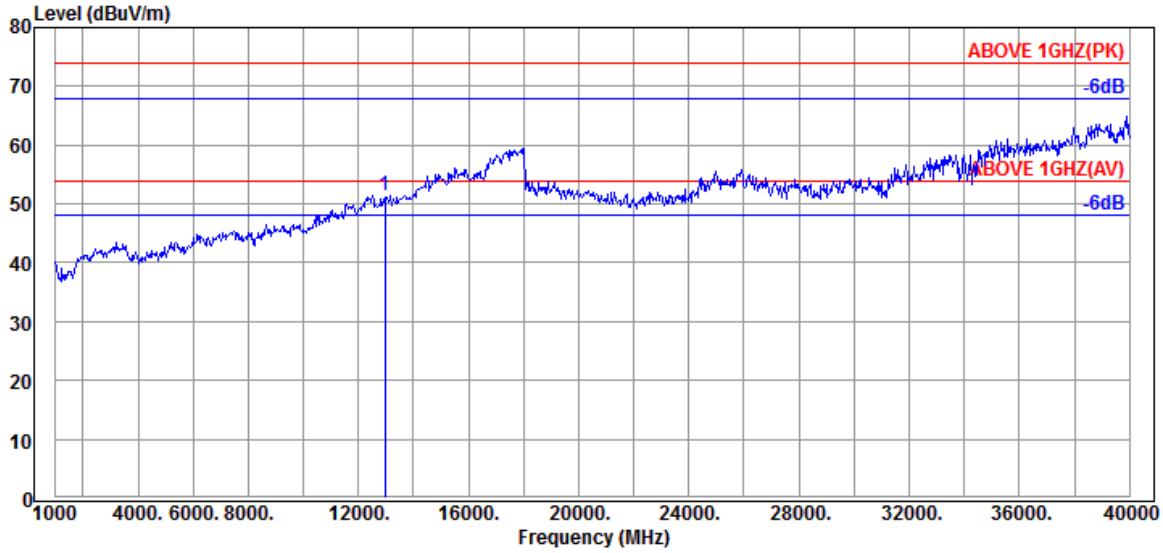

Antenna at Vertical Polarization

Emission Frequency (MHz)	Antenna Factor (dB/m)	Cable Loss (dB)	Preamp Gain (dB)	Read Level (dBμV)	Emission Level (dBμV/m)	Limits (dBμV/m)	Margin (dB)	Detector
12970.000	39.10	16.63	33.50	29.29	51.52	54.00	2.48	Peak

This test report may be reproduced in full only. The document may only be updated by Audix Technology Corp. personnel. Any changes will be noted in the Document History section of the report.

Audix Technology Corp.
No. 491, Zhongfu Rd., Linkou Dist.,
New Taipei City244, Taiwan
Tel: +886 2 26099301
Fax: +886 2 26099303

Mode	802.11ax-HE40	U-NII Band	7
Test SKU	SKU #1 (with INPAQ Antenna)	Frequency	TX 6525MHz

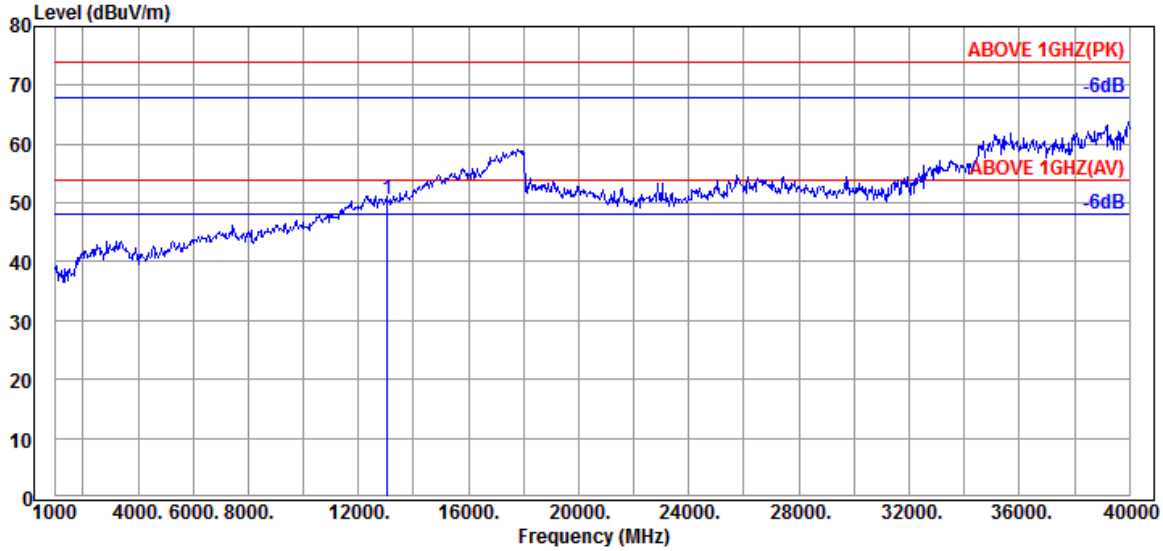

Antenna at Horizontal Polarization

Emission Frequency (MHz)	Antenna Factor (dB/m)	Cable Loss (dB)	Preamp Gain (dB)	Read Level (dBμV)	Emission Level (dBμV/m)	Limits (dBμV/m)	Margin (dB)	Detector
13050.000	39.10	16.65	33.37	28.28	50.66	54.00	3.34	Peak

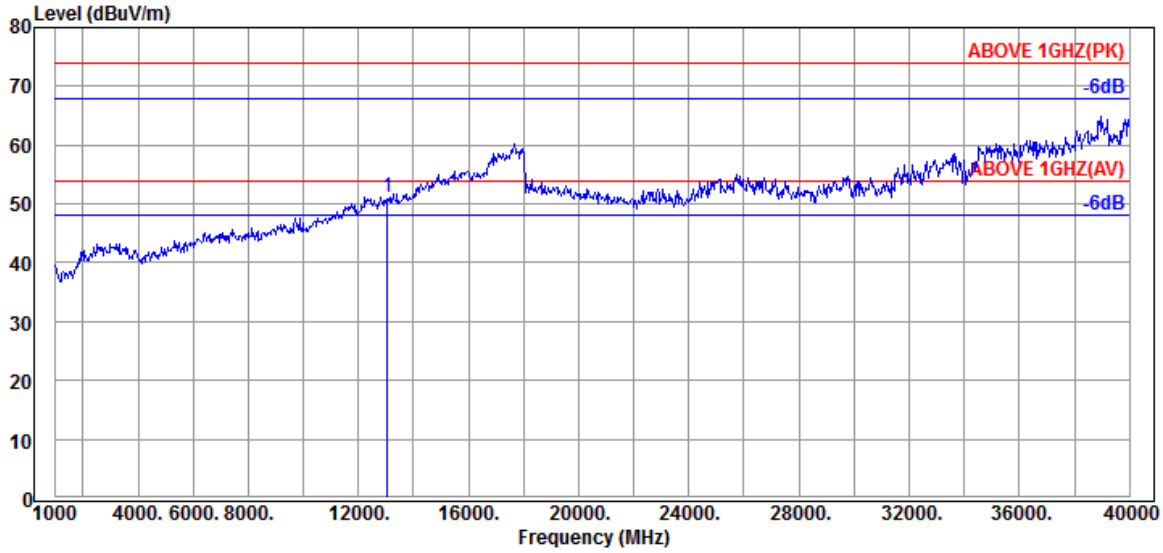

Antenna at Vertical Polarization

Emission Frequency (MHz)	Antenna Factor (dB/m)	Cable Loss (dB)	Preamp Gain (dB)	Read Level (dBμV)	Emission Level (dBμV/m)	Limits (dBμV/m)	Margin (dB)	Detector
13050.000	39.10	16.65	33.37	28.79	51.17	54.00	2.83	Peak

This test report may be reproduced in full only. The document may only be updated by Audix Technology Corp. personnel. Any changes will be noted in the Document History section of the report.

Audix Technology Corp.
No. 491, Zhongfu Rd., Linkou Dist.,
New Taipei City244, Taiwan
Tel: +886 2 26099301
Fax: +886 2 26099303

Mode	802.11ax-HE40	U-NII Band	8
Test SKU	SKU #1 (with INPAQ Antenna)	Frequency	TX 7005MHz

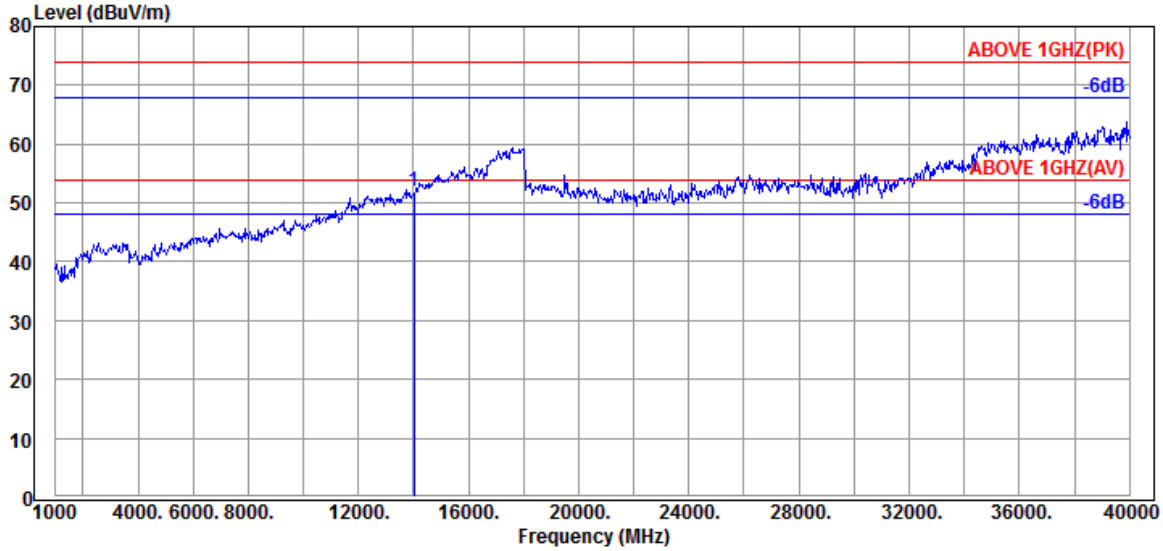

Antenna at Horizontal Polarization

Emission Frequency (MHz)	Antenna Factor (dB/m)	Cable Loss (dB)	Preamp Gain (dB)	Read Level (dBμV)	Emission Level (dBμV/m)	Limits (dBμV/m)	Margin (dB)	Detector
14010.000	38.80	16.90	32.99	29.24	51.95	54.00	2.05	Peak

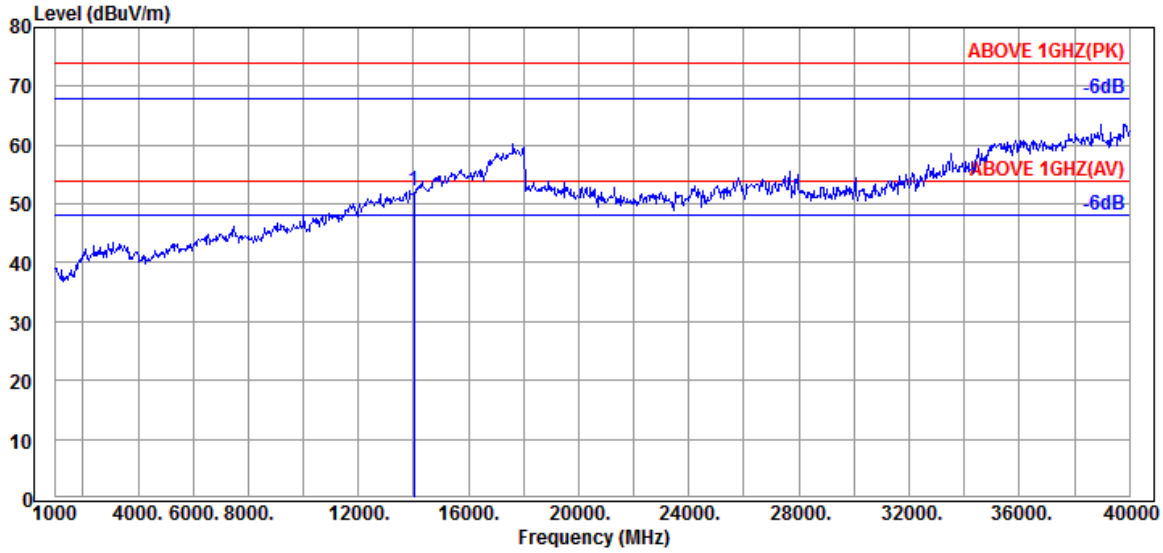

Antenna at Vertical Polarization

Emission Frequency (MHz)	Antenna Factor (dB/m)	Cable Loss (dB)	Preamp Gain (dB)	Read Level (dBμV)	Emission Level (dBμV/m)	Limits (dBμV/m)	Margin (dB)	Detector
14010.000	38.80	16.90	32.99	29.53	52.24	54.00	1.76	Peak

This test report may be reproduced in full only. The document may only be updated by Audix Technology Corp. personnel. Any changes will be noted in the Document History section of the report.

Audix Technology Corp.
No. 491, Zhongfu Rd., Linkou Dist.,
New Taipei City244, Taiwan
Tel: +886 2 26099301
Fax: +886 2 26099303

Mode	802.11ax-HE80	U-NII Band	5
Test SKU	SKU #1 (with INPAQ Antenna)	Frequency	TX 6145MHz

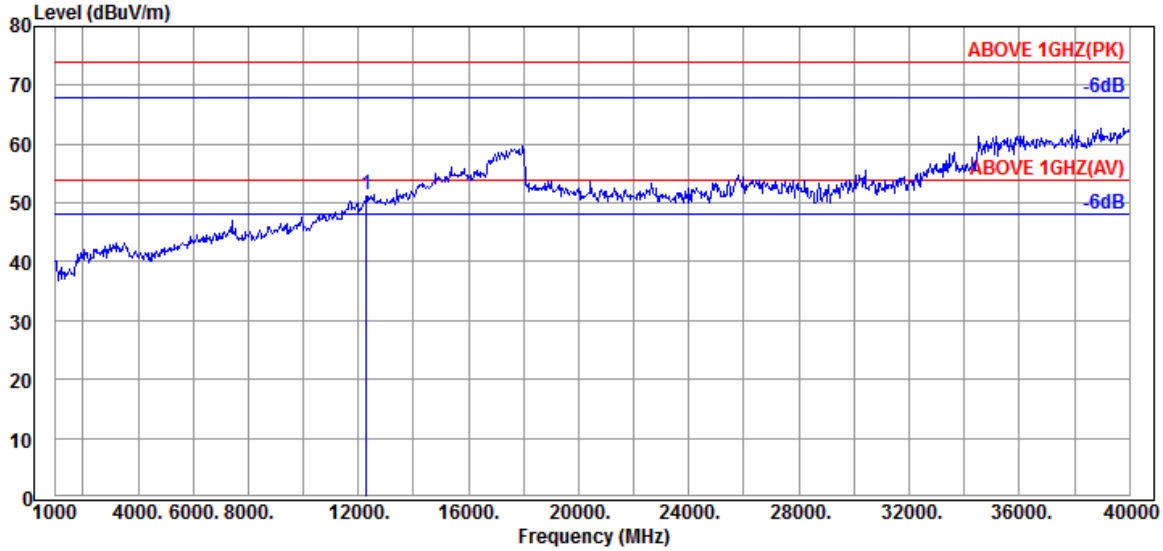

Antenna at Horizontal Polarization

Emission Frequency (MHz)	Antenna Factor (dB/m)	Cable Loss (dB)	Preamp Gain (dB)	Read Level (dBμV)	Emission Level (dBμV/m)	Limits (dBμV/m)	Margin (dB)	Detector
12290.000	39.10	16.35	34.41	30.29	51.33	54.00	2.67	Peak

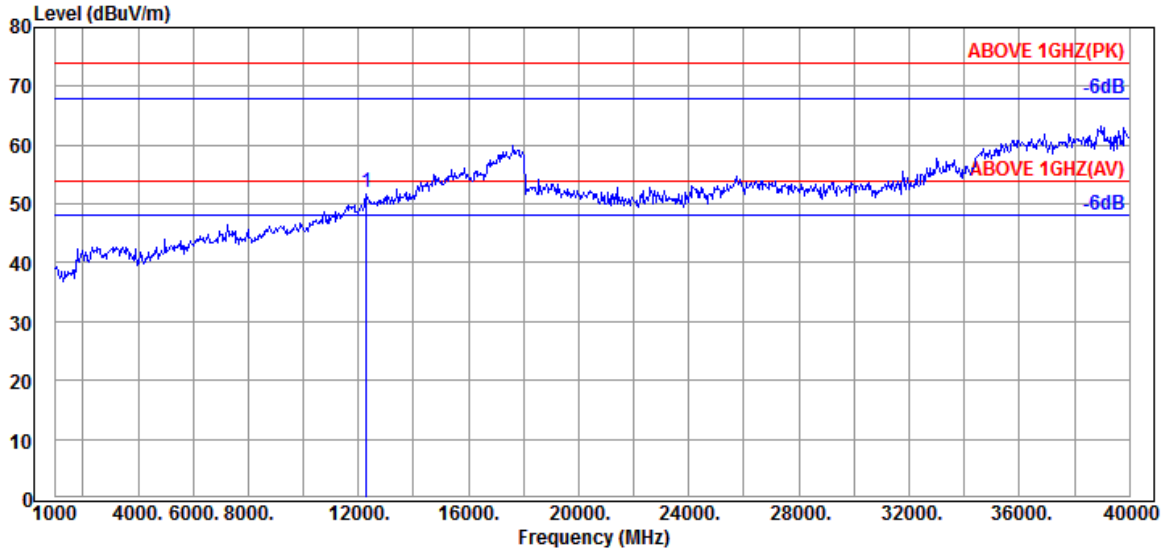

Antenna at Vertical Polarization

Emission Frequency (MHz)	Antenna Factor (dB/m)	Cable Loss (dB)	Preamp Gain (dB)	Read Level (dBμV)	Emission Level (dBμV/m)	Limits (dBμV/m)	Margin (dB)	Detector
12290.000	39.10	16.35	34.41	30.81	51.85	54.00	2.15	Peak

This test report may be reproduced in full only. The document may only be updated by Audix Technology Corp. personnel. Any changes will be noted in the Document History section of the report.

Audix Technology Corp.
No. 491, Zhongfu Rd., Linkou Dist.,
New Taipei City244, Taiwan
Tel: +886 2 26099301
Fax: +886 2 26099303

Mode	802.11ax-HE80	U-NII Band	6
Test SKU	SKU #1 (with INPAQ Antenna)	Frequency	TX 6465MHz

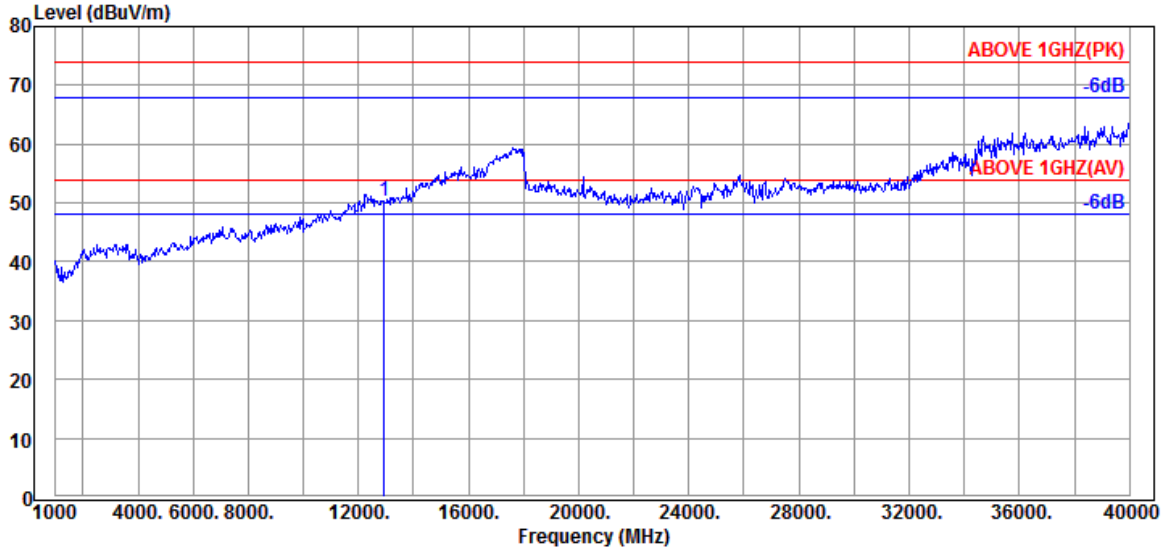

Antenna at Horizontal Polarization

Emission Frequency (MHz)	Antenna Factor (dB/m)	Cable Loss (dB)	Preamp Gain (dB)	Read Level (dBμV)	Emission Level (dBμV/m)	Limits (dBμV/m)	Margin (dB)	Detector
12930.000	39.10	15.82	33.54	28.93	50.31	54.00	3.69	Peak

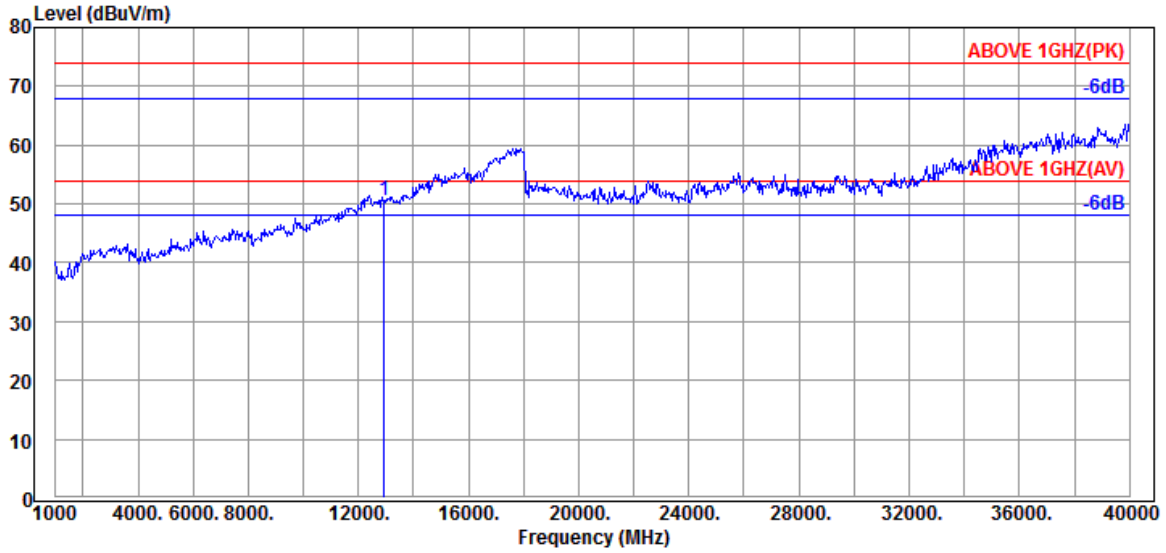

Antenna at Vertical Polarization

Emission Frequency (MHz)	Antenna Factor (dB/m)	Cable Loss (dB)	Preamp Gain (dB)	Read Level (dBμV)	Emission Level (dBμV/m)	Limits (dBμV/m)	Margin (dB)	Detector
12930.000	39.10	15.82	33.54	29.23	50.61	54.00	3.39	Peak

This test report may be reproduced in full only. The document may only be updated by Audix Technology Corp. personnel. Any changes will be noted in the Document History section of the report.

Audix Technology Corp.
No. 491, Zhongfu Rd., Linkou Dist.,
New Taipei City244, Taiwan
Tel: +886 2 26099301
Fax: +886 2 26099303

Mode	802.11ax-HE80	U-NII Band	7
Test SKU	SKU #1 (with INPAQ Antenna)	Frequency	TX 6785MHz

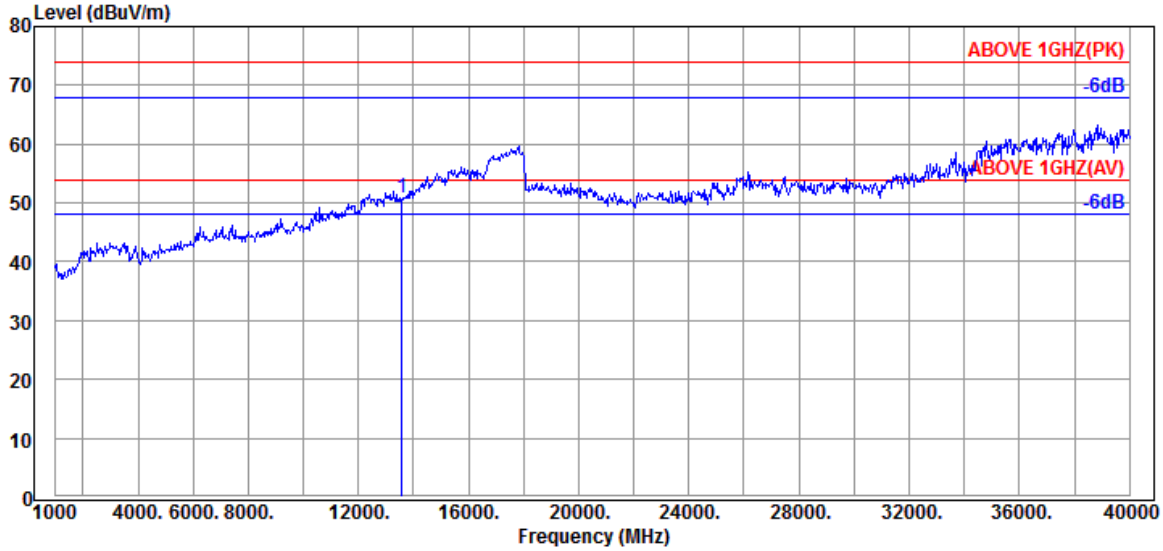

Antenna at Horizontal Polarization

Emission Frequency (MHz)	Antenna Factor (dB/m)	Cable Loss (dB)	Preamp Gain (dB)	Read Level (dBμV)	Emission Level (dBμV/m)	Limits (dBμV/m)	Margin (dB)	Detector
13570.000	38.80	16.79	32.96	28.15	50.78	54.00	3.22	Peak

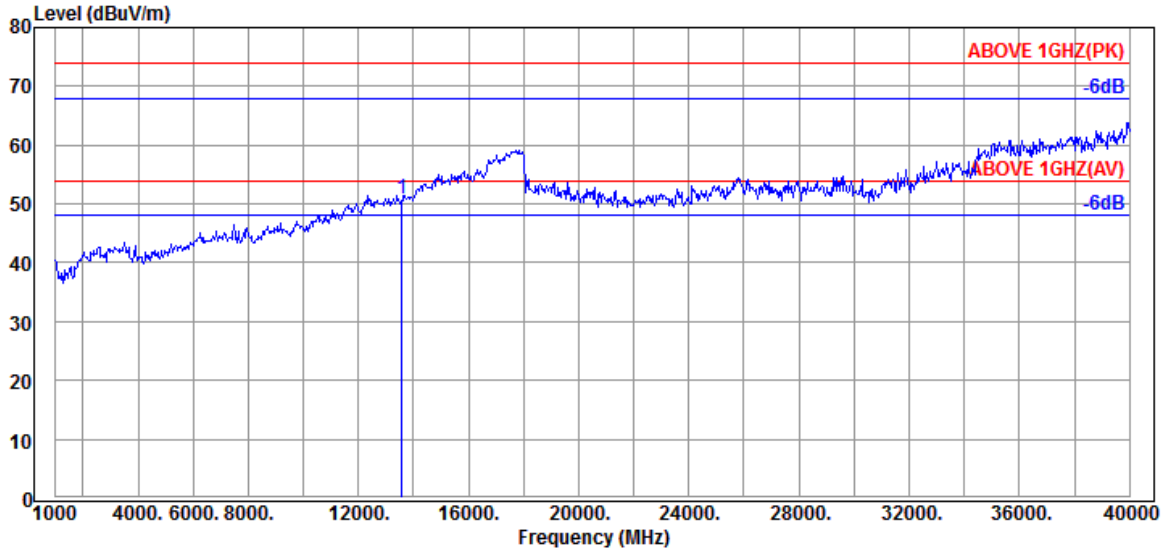

Antenna at Vertical Polarization

Emission Frequency (MHz)	Antenna Factor (dB/m)	Cable Loss (dB)	Preamp Gain (dB)	Read Level (dBμV)	Emission Level (dBμV/m)	Limits (dBμV/m)	Margin (dB)	Detector
13570.000	38.80	16.79	32.96	28.18	50.81	54.00	3.19	Peak

This test report may be reproduced in full only. The document may only be updated by Audix Technology Corp. personnel. Any changes will be noted in the Document History section of the report.

Audix Technology Corp.
No. 491, Zhongfu Rd., Linkou Dist.,
New Taipei City244, Taiwan
Tel: +886 2 26099301
Fax: +886 2 26099303

Mode	802.11ax-HE80	U-NII Band	8
Test SKU	SKU #1 (with INPAQ Antenna)	Frequency	TX 7025MHz

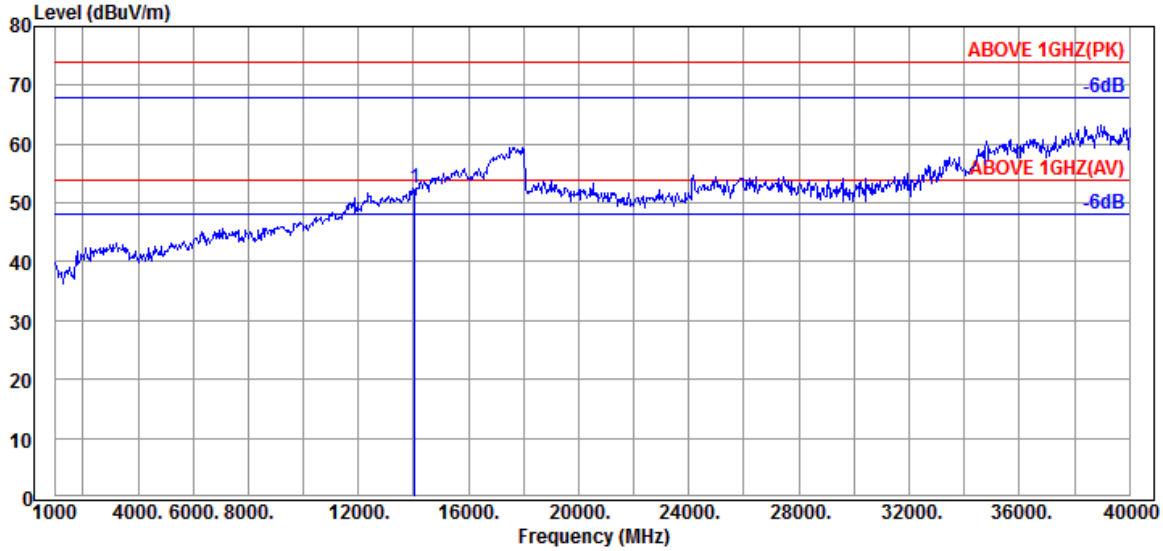

Antenna at Horizontal Polarization

Emission Frequency (MHz)	Antenna Factor (dB/m)	Cable Loss (dB)	Preamp Gain (dB)	Read Level (dBμV)	Emission Level (dBμV/m)	Limits (dBμV/m)	Margin (dB)	Detector
14050.000	38.87	16.90	33.05	29.68	52.40	54.00	1.60	Peak

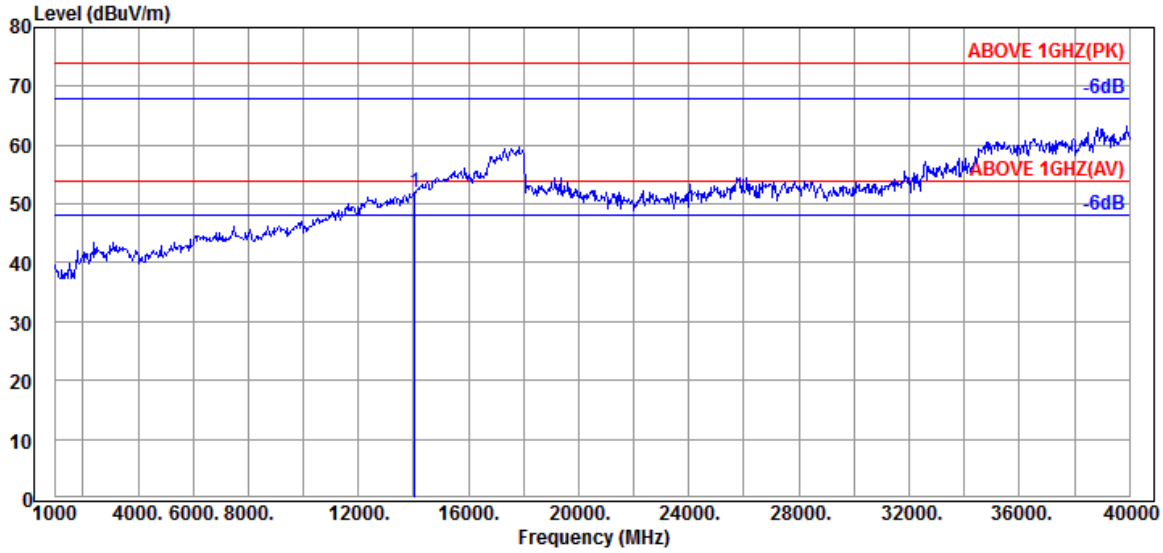

Antenna at Vertical Polarization

Emission Frequency (MHz)	Antenna Factor (dB/m)	Cable Loss (dB)	Preamp Gain (dB)	Read Level (dBμV)	Emission Level (dBμV/m)	Limits (dBμV/m)	Margin (dB)	Detector
14050.000	38.87	16.90	33.05	29.31	52.03	54.00	1.97	Peak

This test report may be reproduced in full only. The document may only be updated by Audix Technology Corp. personnel. Any changes will be noted in the Document History section of the report.

Audix Technology Corp.
No. 491, Zhongfu Rd., Linkou Dist.,
New Taipei City244, Taiwan
Tel: +886 2 26099301
Fax: +886 2 26099303

Mode	802.11ax-HE160	U-NII Band	5
Test SKU	SKU #1 (with INPAQ Antenna)	Frequency	TX 6345MHz

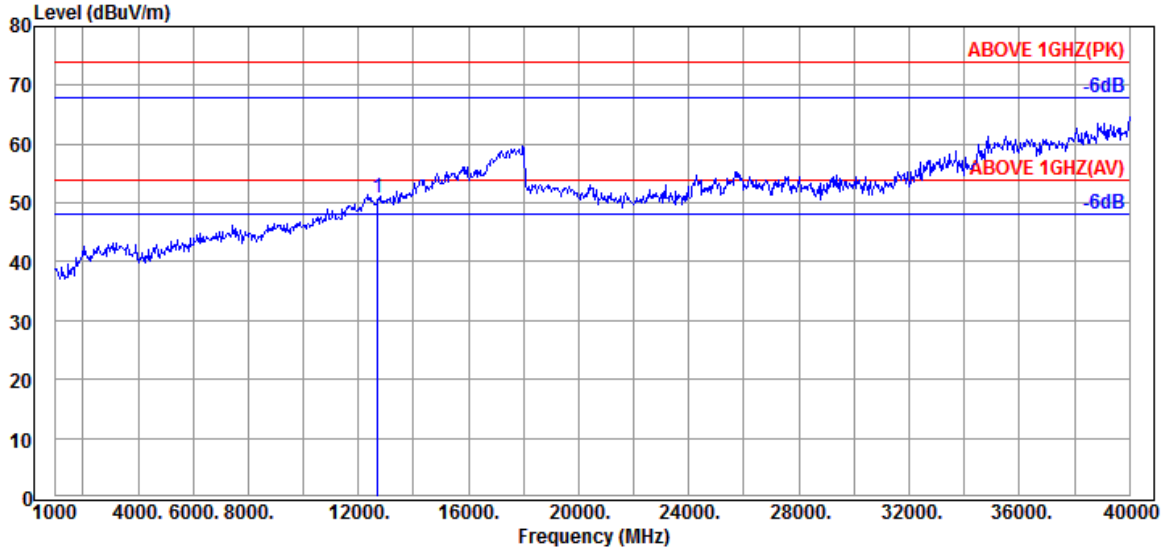

Antenna at Horizontal Polarization

Emission Frequency (MHz)	Antenna Factor (dB/m)	Cable Loss (dB)	Preamp Gain (dB)	Read Level (dBμV)	Emission Level (dBμV/m)	Limits (dBμV/m)	Margin (dB)	Detector
12690.000	39.20	16.51	33.95	29.02	50.78	54.00	3.22	Peak

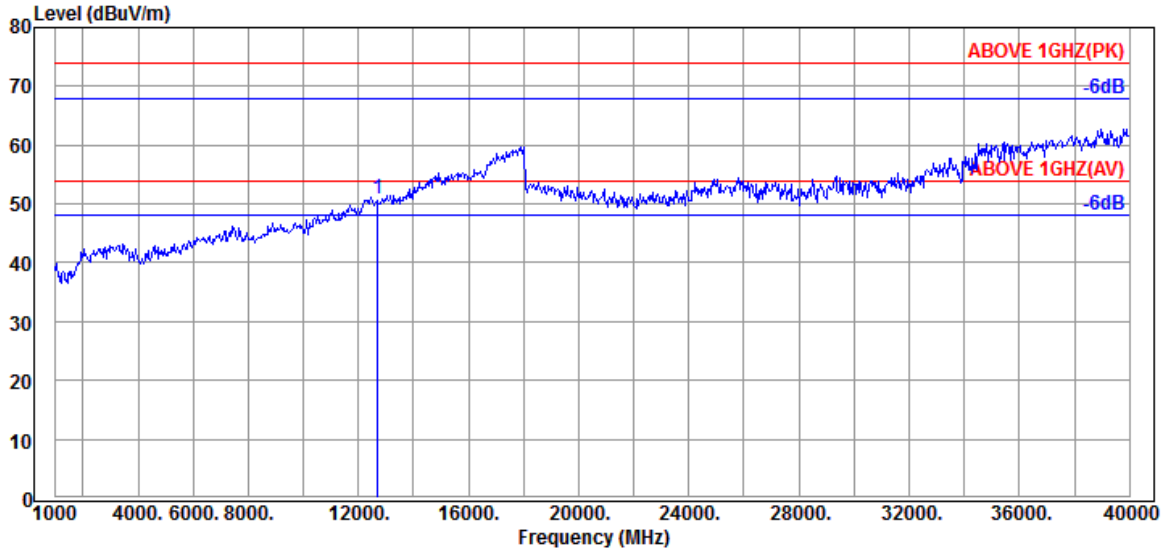

Antenna at Vertical Polarization

Emission Frequency (MHz)	Antenna Factor (dB/m)	Cable Loss (dB)	Preamp Gain (dB)	Read Level (dBμV)	Emission Level (dBμV/m)	Limits (dBμV/m)	Margin (dB)	Detector
12690.000	39.20	16.51	33.95	29.16	50.92	54.00	3.08	Peak

This test report may be reproduced in full only. The document may only be updated by Audix Technology Corp. personnel. Any changes will be noted in the Document History section of the report.

Audix Technology Corp.
No. 491, Zhongfu Rd., Linkou Dist.,
New Taipei City244, Taiwan
Tel: +886 2 26099301
Fax: +886 2 26099303

Mode	802.11ax-HE160	U-NII Band	6
Test SKU	SKU #1 (with INPAQ Antenna)	Frequency	TX 6505MHz

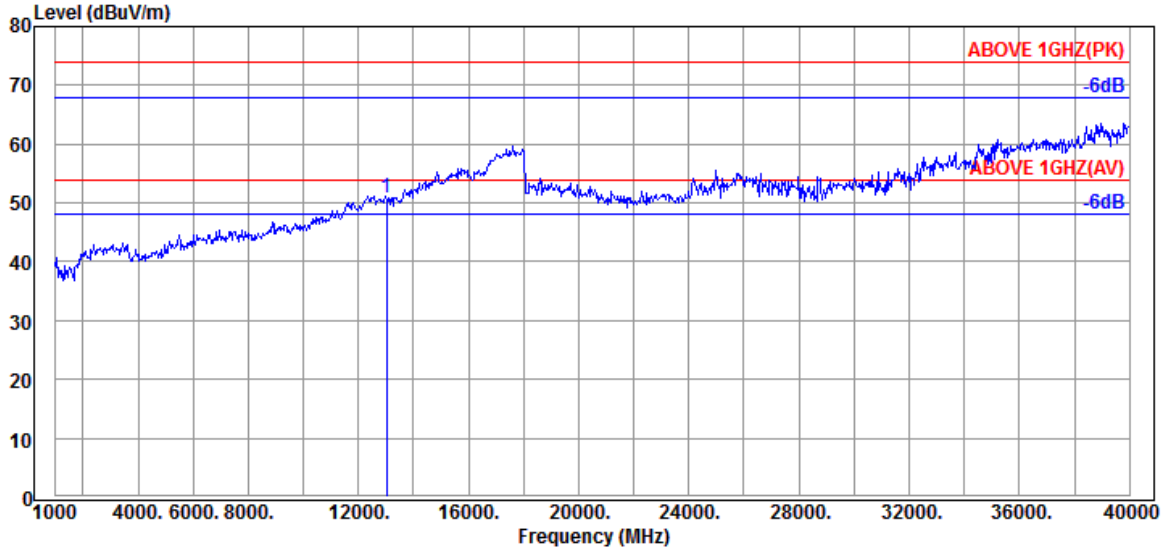

Antenna at Horizontal Polarization

Emission Frequency (MHz)	Antenna Factor (dB/m)	Cable Loss (dB)	Preamp Gain (dB)	Read Level (dBμV)	Emission Level (dBμV/m)	Limits (dBμV/m)	Margin (dB)	Detector
13010.000	39.10	16.63	33.42	28.61	50.92	54.00	3.08	Peak

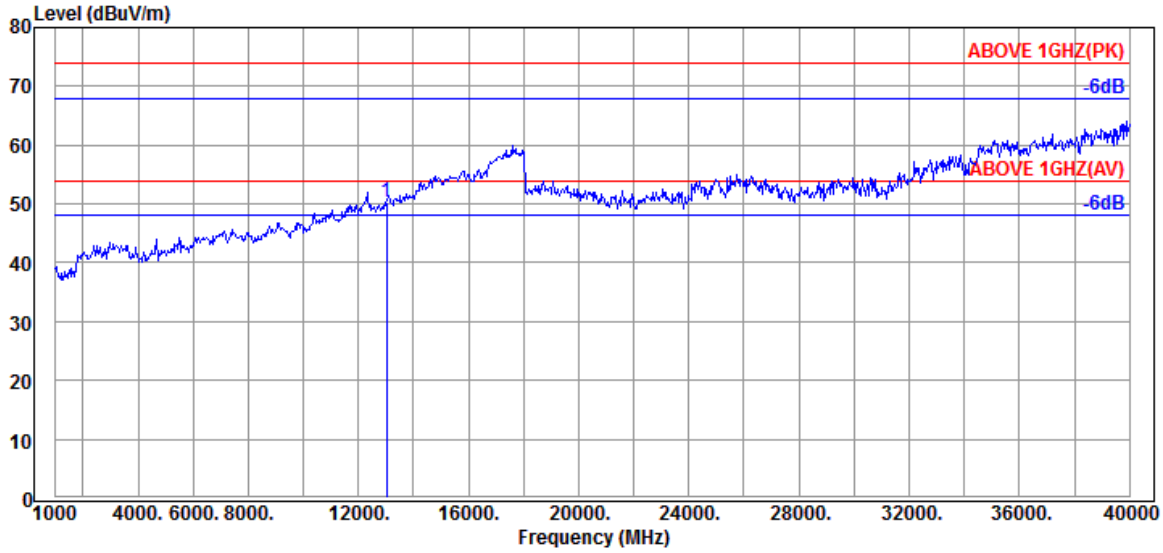

Antenna at Vertical Polarization

Emission Frequency (MHz)	Antenna Factor (dB/m)	Cable Loss (dB)	Preamp Gain (dB)	Read Level (dBμV)	Emission Level (dBμV/m)	Limits (dBμV/m)	Margin (dB)	Detector
13010.000	39.10	16.63	33.42	28.07	50.38	54.00	3.62	Peak

This test report may be reproduced in full only. The document may only be updated by Audix Technology Corp. personnel. Any changes will be noted in the Document History section of the report.

Audix Technology Corp.
No. 491, Zhongfu Rd., Linkou Dist.,
New Taipei City244, Taiwan
Tel: +886 2 26099301
Fax: +886 2 26099303

Mode	802.11ax-HE160	U-NII Band	7
Test SKU	SKU #1 (with INPAQ Antenna)	Frequency	TX 6825MHz

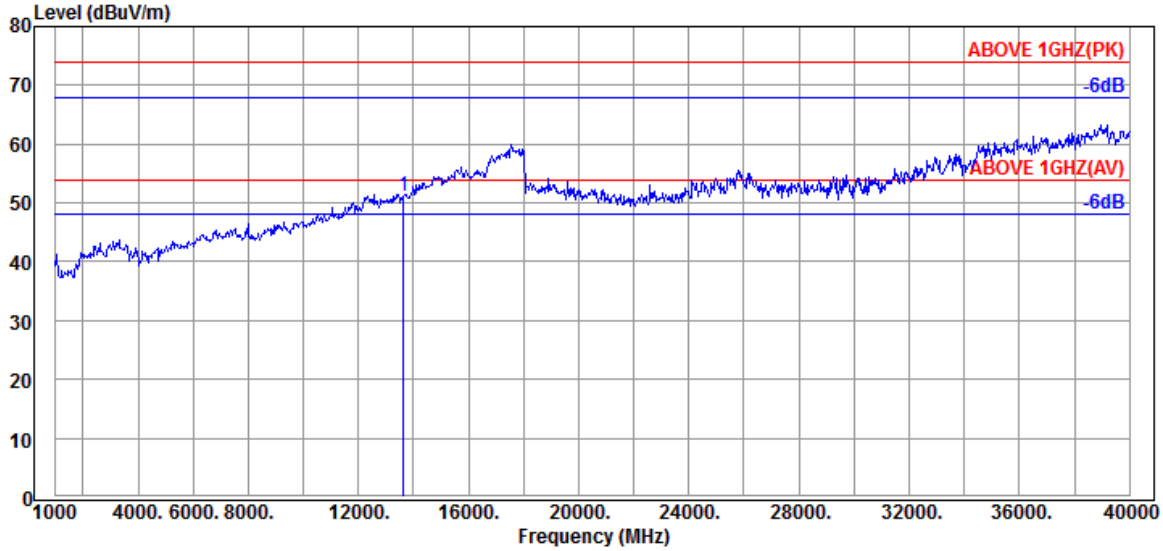

Antenna at Horizontal Polarization

Emission Frequency (MHz)	Antenna Factor (dB/m)	Cable Loss (dB)	Preamp Gain (dB)	Read Level (dBμV)	Emission Level (dBμV/m)	Limits (dBμV/m)	Margin (dB)	Detector
13650.000	38.77	16.81	32.97	28.58	51.19	54.00	2.81	Peak

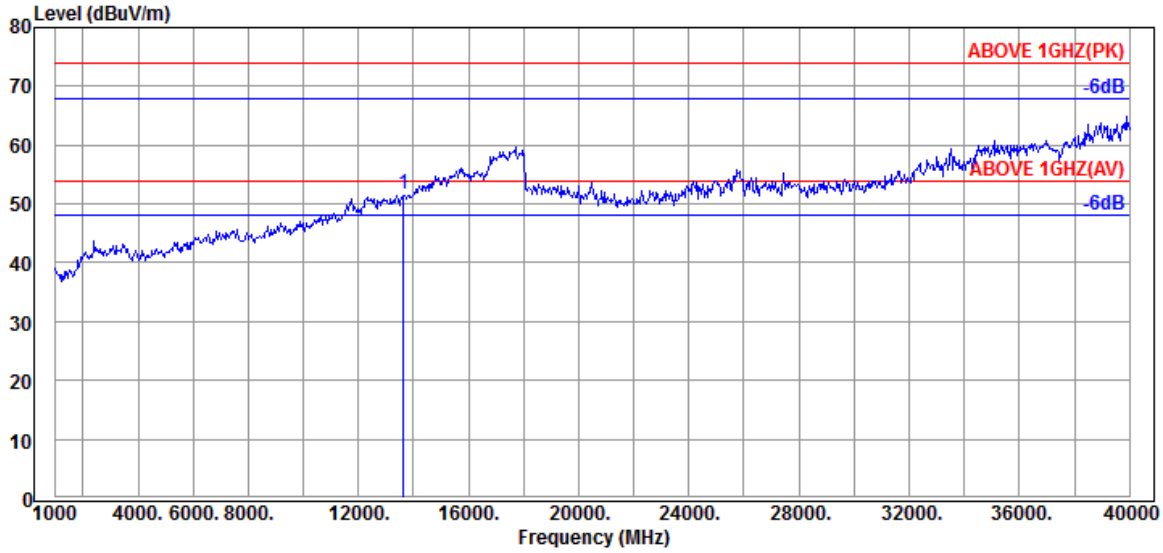

Antenna at Vertical Polarization

Emission Frequency (MHz)	Antenna Factor (dB/m)	Cable Loss (dB)	Preamp Gain (dB)	Read Level (dBμV)	Emission Level (dBμV/m)	Limits (dBμV/m)	Margin (dB)	Detector
13650.000	38.77	16.81	32.97	29.08	51.69	54.00	2.31	Peak

This test report may be reproduced in full only. The document may only be updated by Audix Technology Corp. personnel. Any changes will be noted in the Document History section of the report.

Audix Technology Corp.
No. 491, Zhongfu Rd., Linkou Dist.,
New Taipei City244, Taiwan
Tel: +886 2 26099301
Fax: +886 2 26099303

Mode	802.11ax-HE160	U-NII Band	8
Test SKU	SKU #1 (with INPAQ Antenna)	Frequency	TX 6985MHz

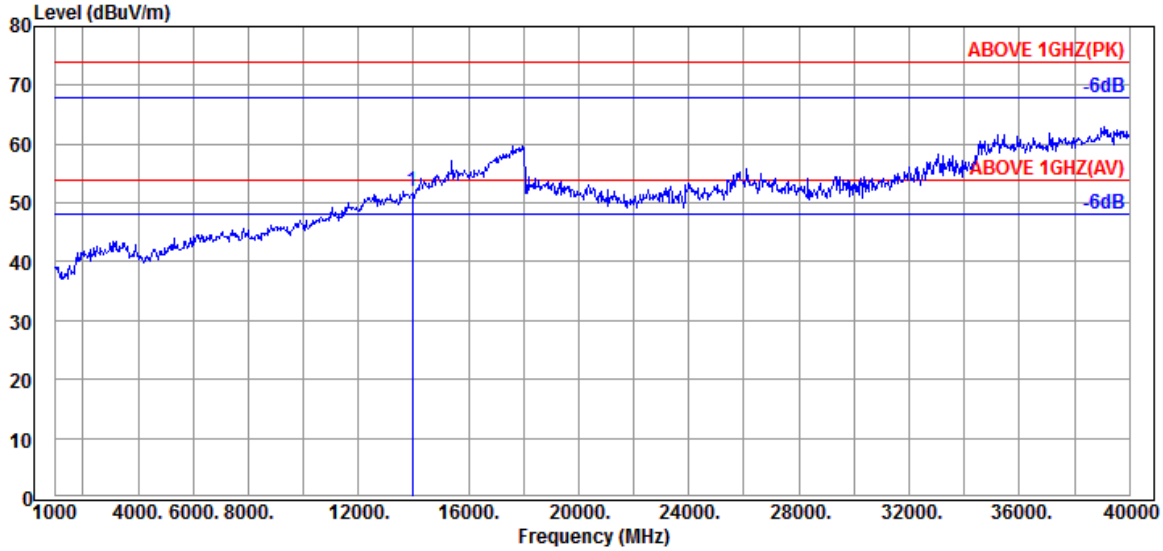

Antenna at Horizontal Polarization

Emission Frequency (MHz)	Antenna Factor (dB/m)	Cable Loss (dB)	Preamp Gain (dB)	Read Level (dBμV)	Emission Level (dBμV/m)	Limits (dBμV/m)	Margin (dB)	Detector
13970.000	38.75	16.88	32.99	29.20	51.84	54.00	2.16	Peak

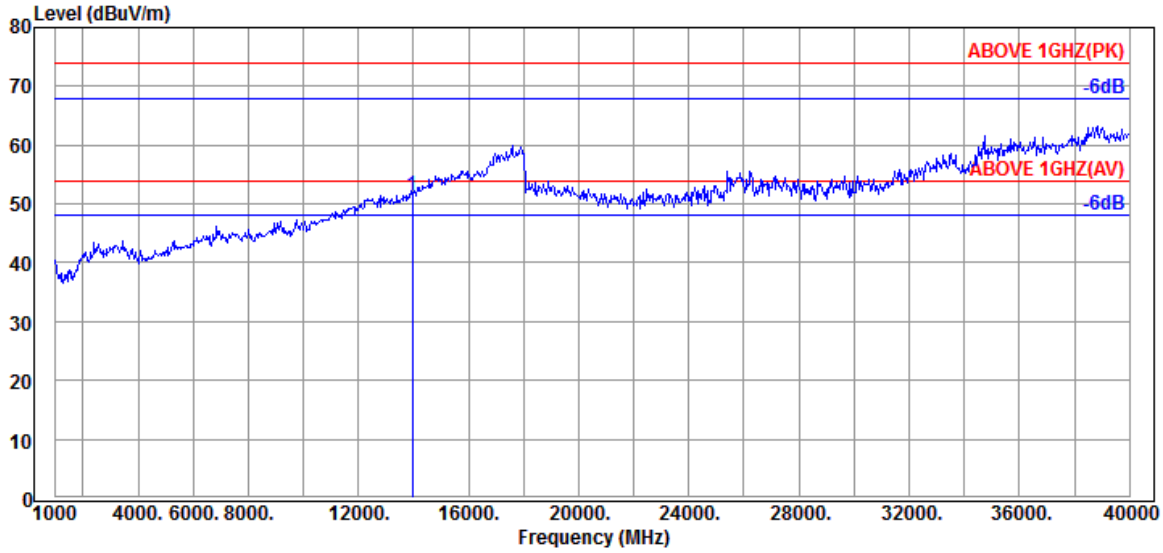

Antenna at Vertical Polarization

Emission Frequency (MHz)	Antenna Factor (dB/m)	Cable Loss (dB)	Preamp Gain (dB)	Read Level (dBμV)	Emission Level (dBμV/m)	Limits (dBμV/m)	Margin (dB)	Detector
13970.000	38.75	16.88	32.99	28.69	51.33	54.00	2.67	Peak

This test report may be reproduced in full only. The document may only be updated by Audix Technology Corp. personnel. Any changes will be noted in the Document History section of the report.

Audix Technology Corp.
No. 491, Zhongfu Rd., Linkou Dist.,
New Taipei City244, Taiwan
Tel: +886 2 26099301
Fax: +886 2 26099303

- OFDMA Modulation

Tones	26T	RU Index	0
Mode	802.11ax-HE20	U-NII Band	5
Test SKU	SKU #1 (with INPAQ Antenna)	Frequency	TX 5955MHz

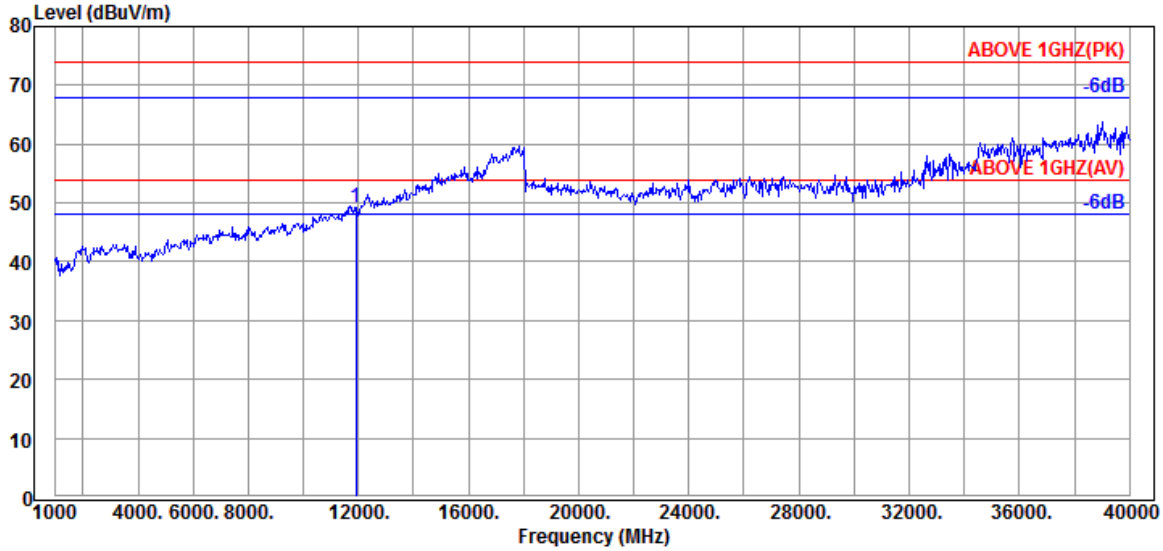

Antenna at Horizontal Polarization

Emission Frequency (MHz)	Antenna Factor (dB/m)	Cable Loss (dB)	Preamp Gain (dB)	Read Level (dBμV)	Emission Level (dBμV/m)	Limits (dBμV/m)	Margin (dB)	Detector
11910.000	38.70	16.11	34.67	29.19	49.33	54.00	4.67	Peak

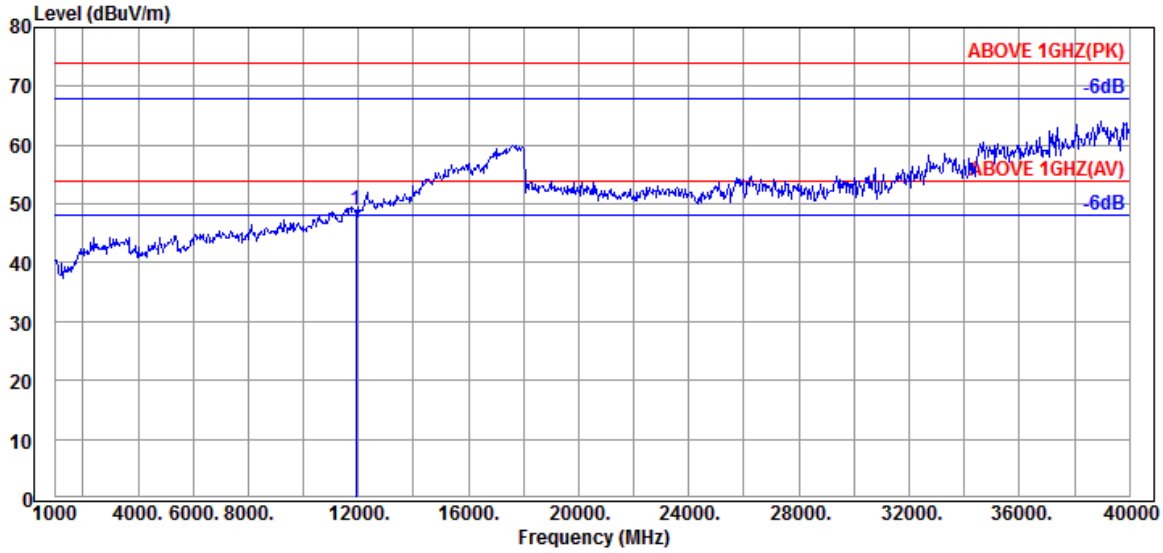

Antenna at Vertical Polarization

Emission Frequency (MHz)	Antenna Factor (dB/m)	Cable Loss (dB)	Preamp Gain (dB)	Read Level (dBμV)	Emission Level (dBμV/m)	Limits (dBμV/m)	Margin (dB)	Detector
11910.000	38.70	16.11	34.67	28.88	49.02	54.00	4.98	Peak

This test report may be reproduced in full only. The document may only be updated by Audix Technology Corp. personnel. Any changes will be noted in the Document History section of the report.

Audix Technology Corp.
No. 491, Zhongfu Rd., Linkou Dist.,
New Taipei City244, Taiwan
Tel: +886 2 26099301
Fax: +886 2 26099303

Tones	52T	RU Index	39
Mode	802.11ax-HE20	U-NII Band	5
Test SKU	SKU #1 (with INPAQ Antenna)	Frequency	TX 5955MHz

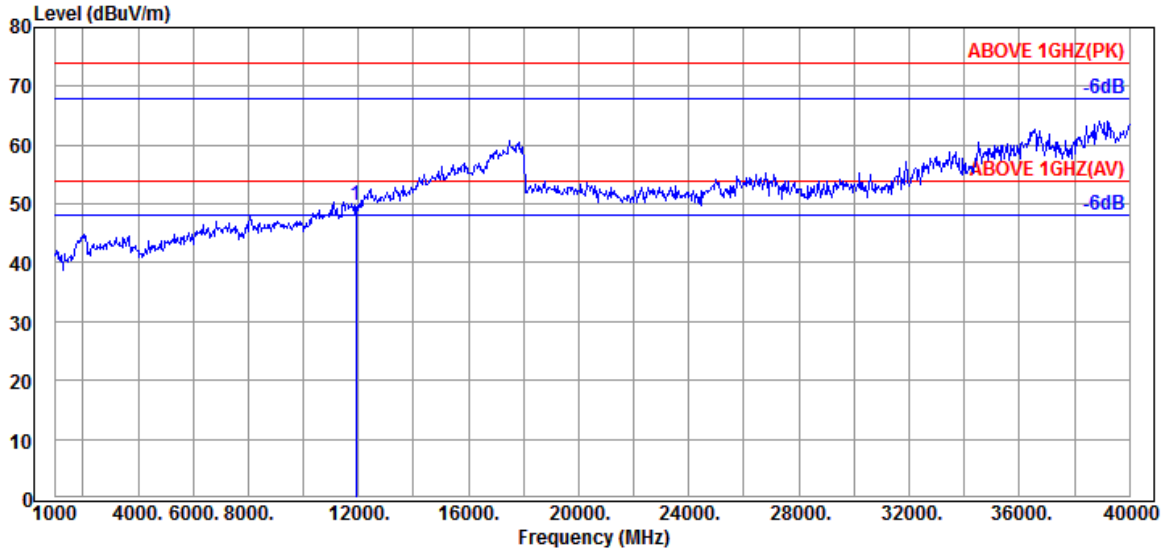

Antenna at Horizontal Polarization

Emission Frequency (MHz)	Antenna Factor (dB/m)	Cable Loss (dB)	Preamp Gain (dB)	Read Level (dBμV)	Emission Level (dBμV/m)	Limits (dBμV/m)	Margin (dB)	Detector
11910.000	38.70	16.11	34.67	29.71	49.85	54.00	4.15	Peak

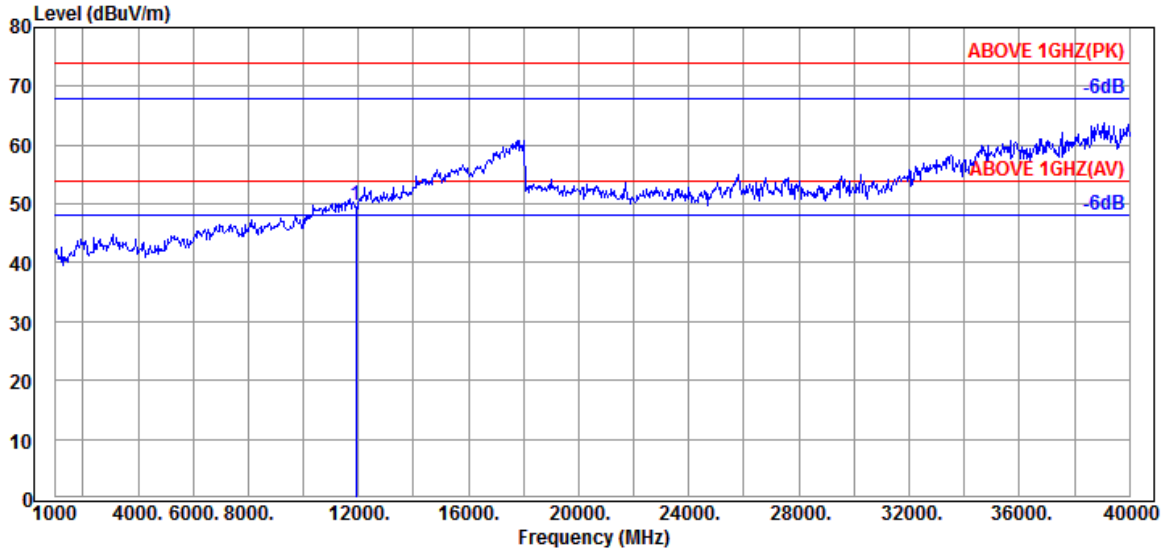

Antenna at Vertical Polarization

Emission Frequency (MHz)	Antenna Factor (dB/m)	Cable Loss (dB)	Preamp Gain (dB)	Read Level (dBμV)	Emission Level (dBμV/m)	Limits (dBμV/m)	Margin (dB)	Detector
11910.000	38.70	16.11	34.67	29.63	49.77	54.00	4.23	Peak

This test report may be reproduced in full only. The document may only be updated by Audix Technology Corp. personnel. Any changes will be noted in the Document History section of the report.

Audix Technology Corp.
No. 491, Zhongfu Rd., Linkou Dist.,
New Taipei City244, Taiwan
Tel: +886 2 26099301
Fax: +886 2 26099303

Tones	106T	RU Index	53
Mode	802.11ax-HE20	U-NII Band	5
Test SKU	SKU #1 (with INPAQ Antenna)	Frequency	TX 5955MHz

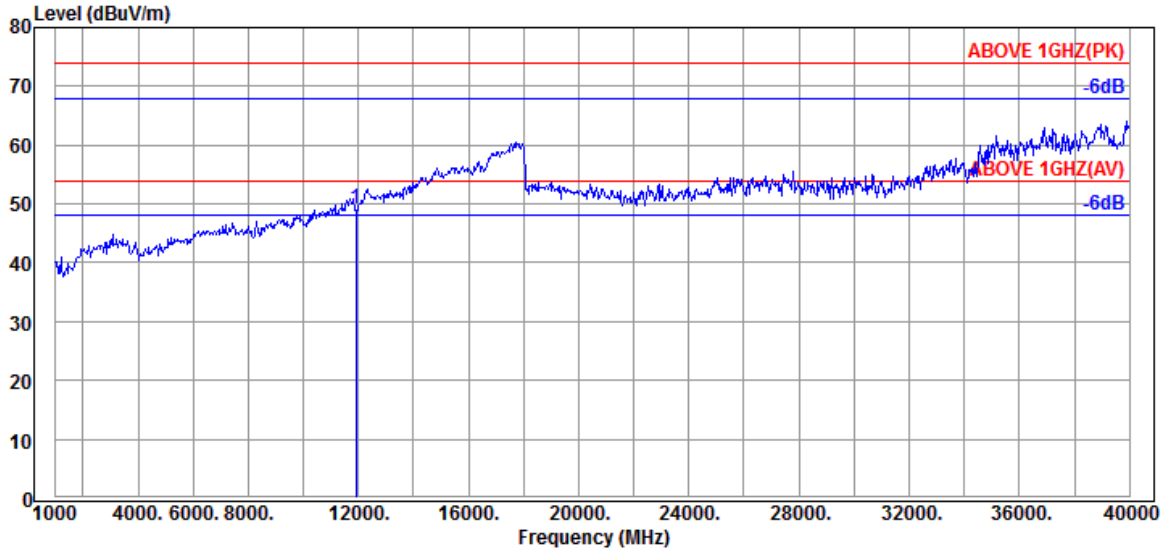

Antenna at Horizontal Polarization

Emission Frequency (MHz)	Antenna Factor (dB/m)	Cable Loss (dB)	Preamp Gain (dB)	Read Level (dBμV)	Emission Level (dBμV/m)	Limits (dBμV/m)	Margin (dB)	Detector
11910.000	38.70	16.11	34.67	29.02	49.16	54.00	4.84	Peak

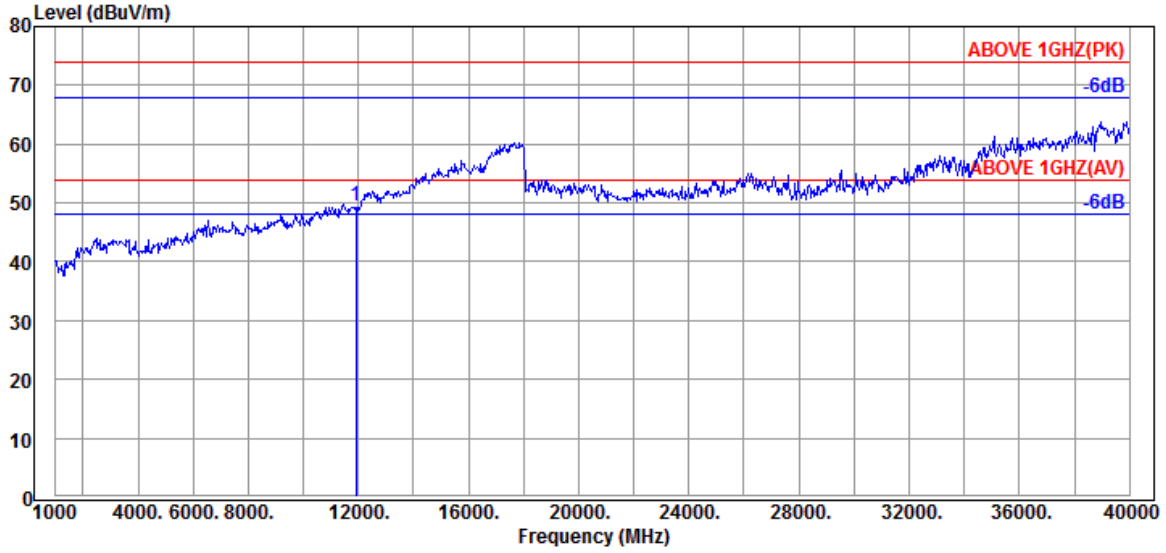

Antenna at Vertical Polarization

Emission Frequency (MHz)	Antenna Factor (dB/m)	Cable Loss (dB)	Preamp Gain (dB)	Read Level (dBμV)	Emission Level (dBμV/m)	Limits (dBμV/m)	Margin (dB)	Detector
11910.000	38.70	16.11	34.67	29.23	49.37	54.00	4.63	Peak

This test report may be reproduced in full only. The document may only be updated by Audix Technology Corp. personnel. Any changes will be noted in the Document History section of the report.

Audix Technology Corp.
No. 491, Zhongfu Rd., Linkou Dist.,
New Taipei City244, Taiwan
Tel: +886 2 26099301
Fax: +886 2 26099303

Tones	242T	RU Index	62
Mode	802.11ax-HE160	U-NII Band	5
Test SKU	SKU #1 (with INPAQ Antenna)	Frequency	TX 6025MHz

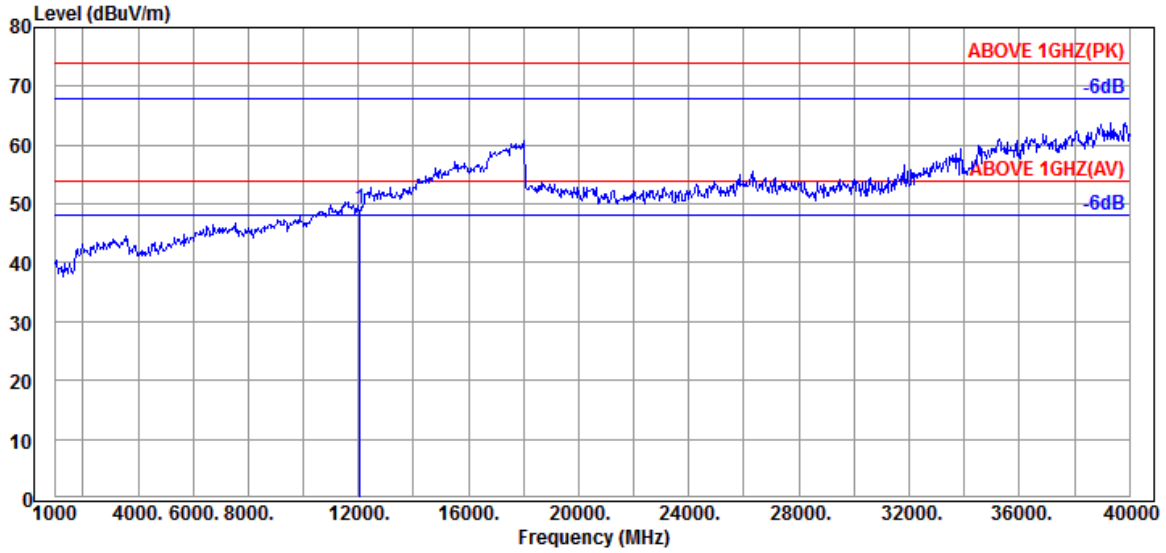

Antenna at Horizontal Polarization

Emission Frequency (MHz)	Antenna Factor (dB/m)	Cable Loss (dB)	Preamp Gain (dB)	Read Level (dBμV)	Emission Level (dBμV/m)	Limits (dBμV/m)	Margin (dB)	Detector
12050.000	38.83	16.26	34.64	28.87	49.32	54.00	4.68	Peak

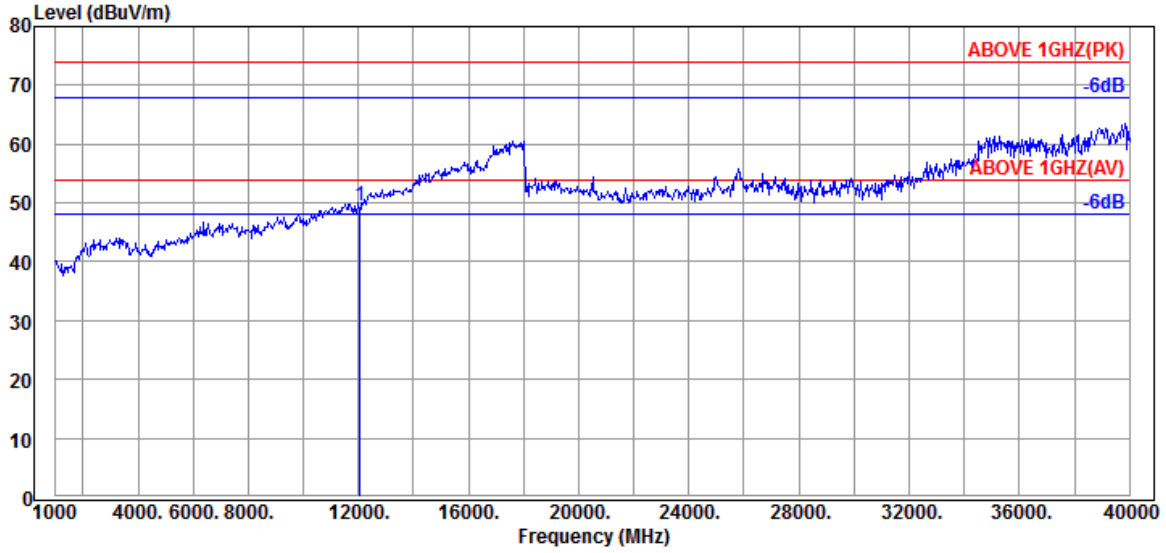

Antenna at Vertical Polarization

Emission Frequency (MHz)	Antenna Factor (dB/m)	Cable Loss (dB)	Preamp Gain (dB)	Read Level (dBμV)	Emission Level (dBμV/m)	Limits (dBμV/m)	Margin (dB)	Detector
12050.000	38.83	16.26	34.64	29.02	49.47	54.00	4.53	Peak

This test report may be reproduced in full only. The document may only be updated by Audix Technology Corp. personnel. Any changes will be noted in the Document History section of the report.

Audix Technology Corp.
No. 491, Zhongfu Rd., Linkou Dist.,
New Taipei City244, Taiwan
Tel: +886 2 26099301
Fax: +886 2 26099303

Tones	484T	RU Index	65
Mode	802.11ax-HE160	U-NII Band	5
Test SKU	SKU #1 (with INPAQ Antenna)	Frequency	TX 6025MHz

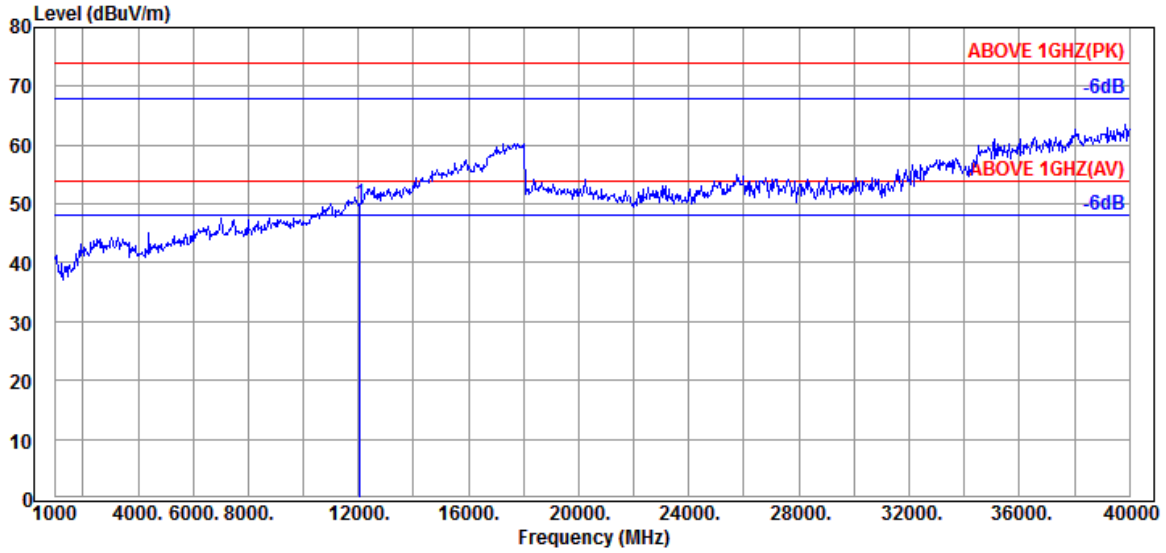

Antenna at Horizontal Polarization

Emission Frequency (MHz)	Antenna Factor (dB/m)	Cable Loss (dB)	Preamp Gain (dB)	Read Level (dBμV)	Emission Level (dBμV/m)	Limits (dBμV/m)	Margin (dB)	Detector
12050.000	38.83	16.26	34.64	29.48	49.93	54.00	4.07	Peak

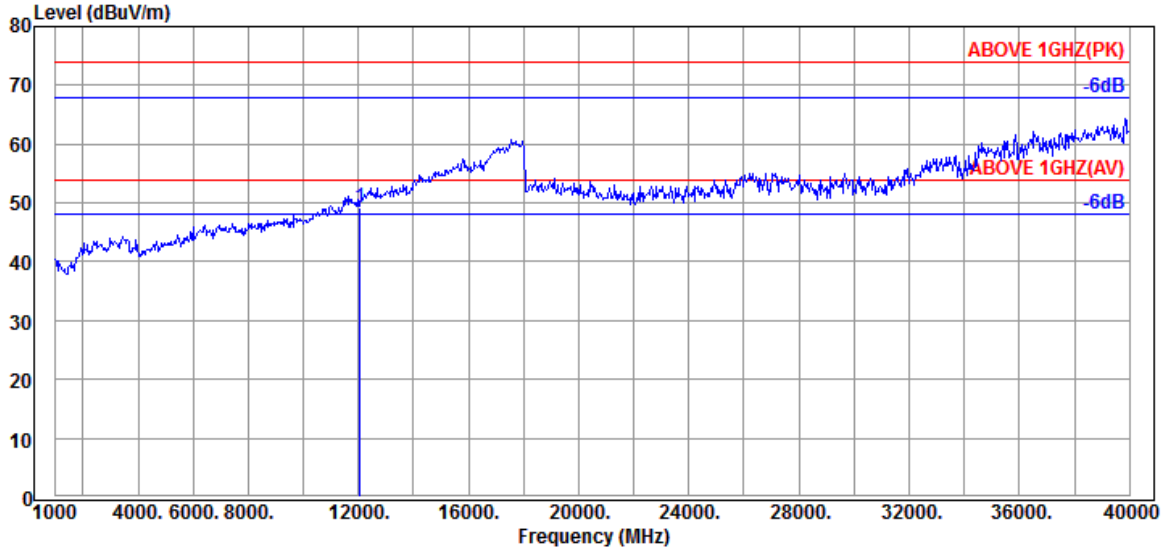

Antenna at Vertical Polarization

Emission Frequency (MHz)	Antenna Factor (dB/m)	Cable Loss (dB)	Preamp Gain (dB)	Read Level (dBμV)	Emission Level (dBμV/m)	Limits (dBμV/m)	Margin (dB)	Detector
12050.000	38.83	16.26	34.64	28.90	49.35	54.00	4.65	Peak

This test report may be reproduced in full only. The document may only be updated by Audix Technology Corp. personnel. Any changes will be noted in the Document History section of the report.

Audix Technology Corp.
No. 491, Zhongfu Rd., Linkou Dist.,
New Taipei City244, Taiwan
Tel: +886 2 26099301
Fax: +886 2 26099303

Tones	996T	RU Index	67
Mode	802.11ax-HE160	U-NII Band	5
Test SKU	SKU #1 (with INPAQ Antenna)	Frequency	TX 6025MHz

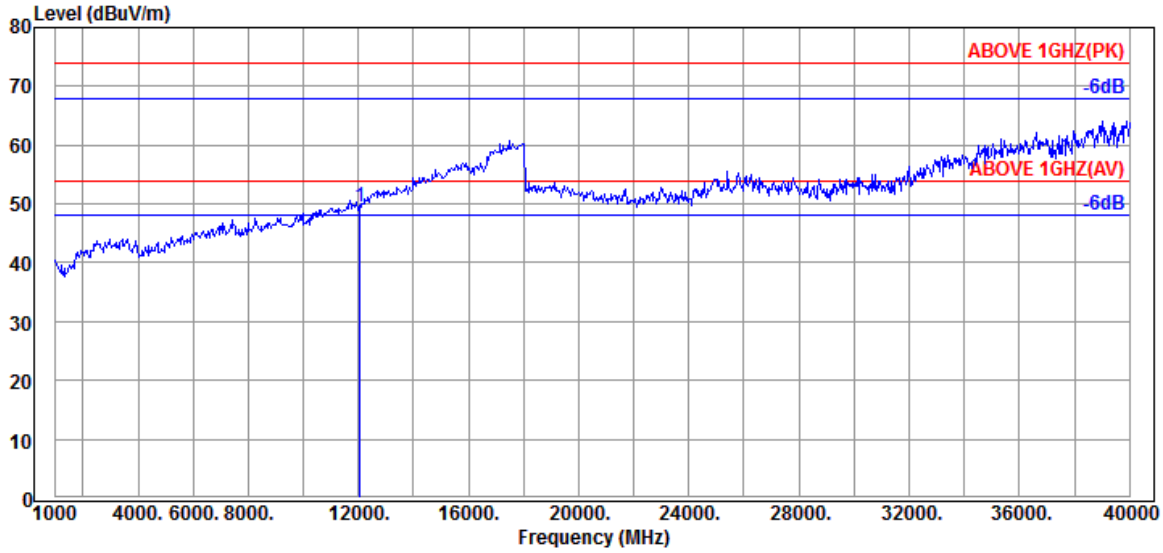

Antenna at Horizontal Polarization

Emission Frequency (MHz)	Antenna Factor (dB/m)	Cable Loss (dB)	Preamp Gain (dB)	Read Level (dBμV)	Emission Level (dBμV/m)	Limits (dBμV/m)	Margin (dB)	Detector
12050.000	38.83	16.26	34.64	29.13	49.58	54.00	4.42	Peak

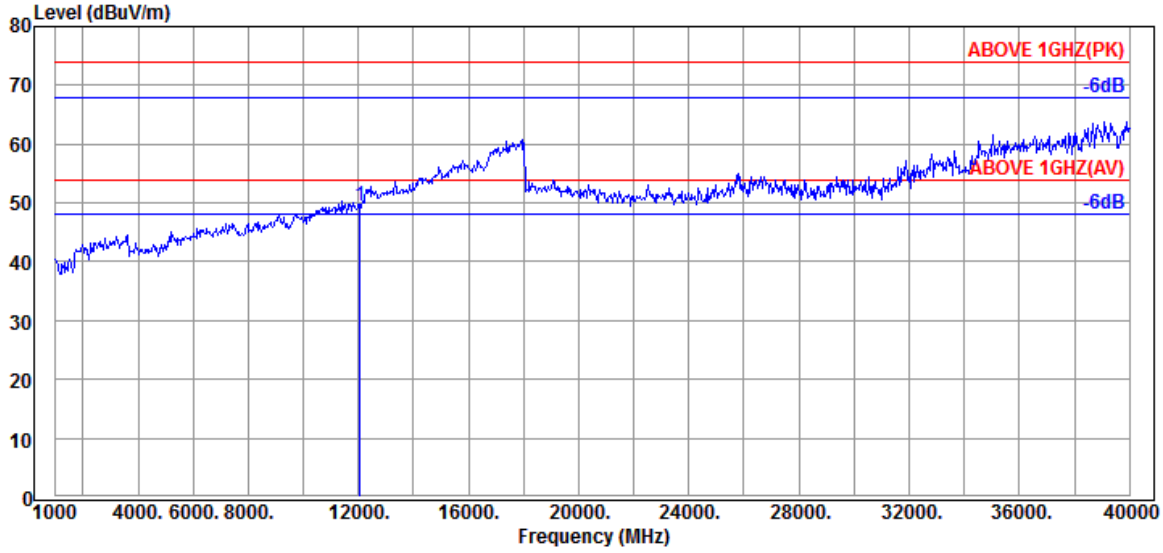

Antenna at Vertical Polarization

Emission Frequency (MHz)	Antenna Factor (dB/m)	Cable Loss (dB)	Preamp Gain (dB)	Read Level (dBμV)	Emission Level (dBμV/m)	Limits (dBμV/m)	Margin (dB)	Detector
12050.000	38.83	16.26	34.64	29.12	49.57	54.00	4.43	Peak

A.2.3 Emissions in Non-restricted Frequency Bands

Pursuant to KDB 789033 D02 General UNII Test Procedures New Rules v02r01 that emission levels below the 15.209 general radiated emissions limits is not required.

This test report may be reproduced in full only. The document may only be updated by Audix Technology Corp. personnel. Any changes will be noted in the Document History section of the report.