LG
Life's Good

LG EASY GUIDE

NOTEBOOK

14Z90Q Series

www.lg.com

Copyright © 2022 LG Electronics Inc. All rights reserved.

ENGLISH

Instruction/Safety Information

Using **LG Easy Guide, LG TroubleShooting**

LG Electronics Inc. provides **LG Easy Guide** (User's Guide) and **LG TroubleShooting** (TroubleShooting Guide) to users for their easy and convenient use of the product.

1 Select the Start button [ ] > [All apps] and run **[LG PC Manuals]**.

2 Select the **[LG Easy Guide]** or the **[LG TroubleShooting]**.

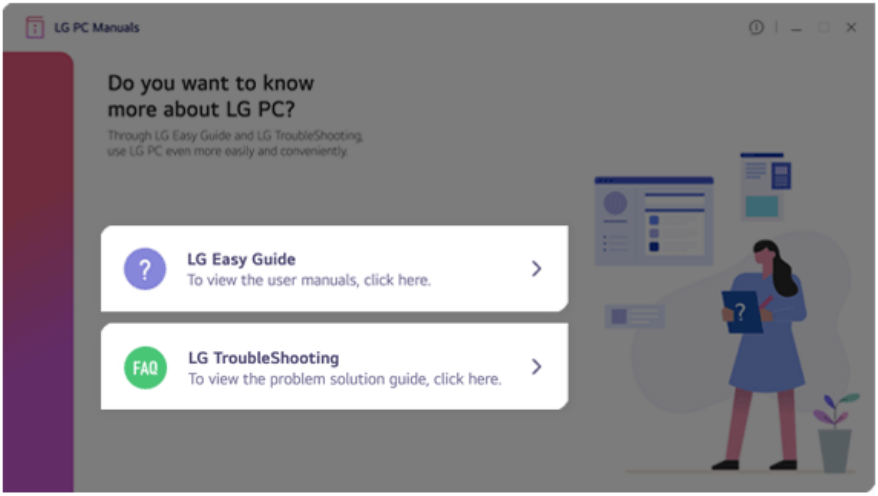

Information/Precautions Before Using

Before reading **LG Easy Guide**, first check the following information.

- This **LG Easy Guide** has been written for the Windows 11 operating system.
- The screen and menu configurations may differ from this manual depending on the status of the Windows and software update.
- Representative images are used in **LG Easy Guide**. Product purchased may differ in appearance and color.
- **LG Easy Guide** includes instruction about optional products. There may be information about products you did not purchase.
- The contents of **LG Easy Guide** are subject to change without prior notice.
- Use, duplication, or reproduction of any part of **LG Easy Guide** without prior permission from LG Electronics Inc. is strictly prohibited.
- LG Electronics Inc. does not provide warranty for data loss. In order to minimize damage from data loss, please make backup copies of important data.
- The optical disk drive (DVD, CD-ROM, etc.) is optional and may not be provided upon purchasing the product.

Safety Precaution Notations

The below symbols are to inform you of dangers and safety concerns that you must be aware of. Read the symbol-indicated instructions with caution to avoid any possible mishap.

WARNING

Appears in the case of noncompliance with the instruction that may cause serious physical damage or fatal injuries.

CAUTION

Appears in the case of noncompliance with the instruction that may cause minor damage to the body or the machine.

Text Notations

The symbols below are used to display information required to use the product. Familiarize yourself with the instructions marked by the symbols to ensure proper operation of the product.

TIP

Indicates that the following information is added to help the user utilize the machine more conveniently.

ENGLISH

OPTION

The Option symbol indicates that the concerned device is not included in the product package and thus has to be purchased separately, or the device may not be applied to the user's machine depending on model type.

Manufacturer and Copyright

Microsoft™, MS™, WinPE™, and Windows® are the registered trademarks of Microsoft Corporation™.

USB Type-C™ and USB-C™ are the trademarks of USB Implementers Forum.

Thunderbolt™ is a trademark of Intel Corporation or its subsidiaries in the U.S. and/or other countries.

NVMe™ is a trademark of NVM Express, Inc

Wi-Fi® is a registered trademark of Wi-Fi Alliance Corporation.

The Bluetooth® word mark and logos are registered trademarks owned by the Bluetooth SIG, Inc. and any use of such marks by LG Electronics is under license. Other trademarks and trade names are those of their respective owners.

Amazon, Alexa and all related logos are trademarks of Amazon.com, Inc. or its affiliates.

Google, Android, Google Play, Google Play logo, and other marks are the trademarks of Google LLC.

iPhone is the trademark of Apple Inc. registered in U.S.A. and other countries. App Store is the service mark of Apple Inc.

Manufacturer and Copyright represent the logo and trademark of the manufacturer, and bear no relationship to the functions supported by the product.

LG	LG logo is a registered trademark of LG Electronics Inc.
micro SD	microSD® and the microSD logo are trademarks or registered trademarks of SD-3C, LLC.
dts X Ultra	For DTS patents, see http://patents.dts.com. Manufactured under license from DTS Licensing Limited. DTS, the Symbol, & DTS and the Symbol together, DTS:X, the DTS:X logo, and DTS:X Ultra are registered trademarks or trademarks of DTS, Inc. in the United States and/or other countries. © DTS, Inc. All Rights Reserved.
HDMI	The terms HDMI, HDMI High-Definition Multimedia Interface, and the HDMI Logo are trademarks or registered trademarks of HDMI Licensing Administrator, Inc.
SS	The SuperSpeed USB Trident logo is a registered trademark of USB Implementers Forum, Inc.

HEVCAdvance™
Covered by Patents at patentlist.hevcadvance.com

LG Easy Guide may contain undetectable errors despite our dedicated efforts to provide users with reliable information. We ask for your understanding.

The illustrated figures in **LG Easy Guide** may differ in appearance with the actual products.

Unauthorized reproduction or duplication of any part of **LG Easy Guide** is strictly prohibited.

LG Electronics Inc. reserves the right to modify any part of this manual for quality purposes, without prior notice.

Copyright (C) 2022 LG Electronics Inc. Digitalmate Co., LTD

Country of Origin	China
Manufacturer	LG Electronics Inc.

Open Source Software Notice Information

To obtain the source code that is contained in this product, under GPL, LGPL, MPL, and other open source licenses that have the obligation to disclose source code, and to access all referred license terms, copyright notices and other relevant documents please visit https://opensource.lge.com.

LG Electronics will also provide open source code to you on CD-ROM for a charge covering the cost of performing such distribution (such as the cost of media, shipping, and handling) upon email request to opensource@lge.com.

This offer is valid to anyone in receipt of this information for a period of three years after our last shipment of this product.

System Protection Feature

If the system becomes too hot, the system protection feature automatically stops recharging and switches the power mode to Hibernate or Off.

The PC system has to cool down before it can be reactivated.

Information on Hard Drive/Memory Capacity

Information on Hard Drive (HDD, SSD, eMMC) Capacity

The hard drive capacity shown by Windows is lower than that stated by the hard drive manufacturer due to a difference in calculation.

Manufacturer	Hard drive manufacturers use a decimal definition of 1 KB = 1,000 Bytes. **100 GB Storage Device (HDD, SSD, eMMC): 100,000 MB / 1,000 Bytes = 100 GB**
Windows	Windows use the binary definition of 1 KB = 1,024 Bytes. **100 GB Storage Device (HDD, SSD, eMMC): 100,000 MB / 1,024 Bytes = 97.6 GB**

RAM Capacity

RAM capacity shown by Windows may be lower than the actual capacity because the PC uses shared memory for BIOS and the integrated graphics card.

Due to BIOS using shared memory, 1,024 MB RAM may be reported as 1,022 MB or slightly less.

If the PC has integrated graphics card, 1,024 MB RAM may be reported as 1,022 MB or less than 1,000 MB.

Symbols

~	Refers to alternating current (AC).
⎓	Refers to direct current (DC).
⧈	Refers to class II equipment.
⏻	Refers to stand-by.
I	Refers to "ON" (power).
⚡	Refers to dangerous voltage.

Adjusting Volume (earphone/headphone and speakers)

Before using the earphone/headphone and speakers, check if the volume is too high.

CAUTION

To prevent hearing damage, do not use in high volume for a long term.

Important Safety Precautions

Please use the machine in the proper environment to extend the machine's lifespan. Use the machine in a safe and stable place.

The warranty does not cover any damage resulting from reckless use or use in undesirable environments.

ENGLISH

Product Installation/Usage Precautions

CAUTION

Place the machine in a safe place so it does not fall.

- If dropped, the machine may be damaged or cause an injury.

Use the product in a clean, dust-free environment.

- Otherwise, the system may not function properly.

Do not place any objects within 15 cm of the PC.

- Lack of ventilation may overheat the PC from inside and put users at risk of burn injuries.

Do not store or use the PC near a magnetic object (i.e. a bag with a magnetic object, a diary, a wallet, a memo board, high-powered speakers, a bracelet, or etc.).

- Otherwise, the storage device (HDD, SSD, eMMC) and the system may be damaged, and the system may fail to operate properly.

Do not use the PC on a bag with magnetic objects attached to it.

- Otherwise, the storage device and the system may be damaged, and the system may fail to operate properly.

Operate the product where there is no electromagnetic interference.

- Keep a proper distance between the PC and electronic appliances such as radios or speakers that generate strong magnetic fields.
- Otherwise, data may be lost from the storage device (HDD, SSD, eMMC) or the LCD color may be damaged.

Do not connect a key-phone line to a wired LAN port.

- A fire may occur or the product may get damaged.

If the LCD screen is damaged, do not touch LCD with your hands.

- Contact the service center as it may cause an injury.

Do not leave any objects such as a pen between the keypad and the LCD.

- You might break the LCD by unwittingly closing it with a foreign object remaining on the pad.

Do not press or scratch the LCD with a sharp object.

- It may cause impairment.

Ensure the power is off before shutting the LCD.

- The product may catch fire, be broken or deformed due to temperature rise.

Do not impose excessive force on the LCD screen or drop it.

- You may break the LCD glass panel.

Do not lean the LCD screen backward too much. Do not apply too much force to the LCD screen.

- The LCD screen or the moving parts may be damaged.

To clean the LCD screen, use designated agents and soft cloth and rub the screen in one direction.

- Too much force may damage the LCD screen.

When handling PC parts, follow the instructions in the manual.

- Otherwise, the product may get damaged.

Install a vaccine program on your PC and do not download illegal programs nor access any corruptive web site such as those pushing pornographic contents.

- The system may be infected and impaired.

Do not insert devices other than designated ones in the ports.

- Otherwise, the product may get damaged.

Do not press the eject button while the optical disk drive (CD/DVD/Blu-ray) is running.

- An error may occur or the disc may be ejected, causing injury.

Do not use a damaged optical disc (CD/DVD/Blu-ray).

- Otherwise, the product may get damaged or cause physical injury.

Avoid using a wireless LAN connection within the 5 m radius of a microwave or plasma lamp. If you have to use wireless LAN and a plasma bulb within the range, do so between channels 11 and 13.

- The transmission rate may drop even if the connection is made.

Turn off the PC if you are not going to use it for an extended period of time.

- It may overheat the battery.

Make sure that the memory cover is securely closed before turning on the PC.

- Do not use the machine when the memory cover is open. It may damage the machine.

Please use parts certified by LG Electronics Inc.

- Otherwise, a fire or product damage may occur.

If there is a problem with peripheral devices, contact the device manufacturer.

- The product may get damaged.

Handle devices and parts of the machine with care.

- The product may get damaged.

Do not drop any part or device of the machine while disassembling it.

- If dropped, it may be damaged and cause an injury.

WARNING

Dispose of the desiccating agent and plastic wrap properly.

- The desiccating agent and plastic wrap may cause suffocation.

Do not use the machine in damp places like a laundry room or bathroom.

- Moisture may cause a glitch or electric shock.
- Please use the machine within the appropriate temperature range (10 °C to 35 °C) and humidity range (20 % RH to 80 % RH).

Clean the PC with a proper agent and dry it completely before using it again.

- If the PC is wet while used, an electric shock or fire may occur.

When lightning flashes in your area, disconnect the power, wired LAN and other connections.

- An electric shock or fire may occur.

Do not leave a cup or other containers filled with watery substance near the PC.

- In the case that liquid goes inside the PC, a fire or electric shock may occur.

If you have dropped or damaged the PC, disconnect the power and contact the local service center for a safety check.

- If a damaged PC is used continuously, an electric shock or fire may occur.

Do not put a lit candle or live cigarette on the PC.

- A fire may occur.

If you detect or smell smoke from the PC, stop use immediately and disconnect the power source before contacting your local service center.

- A fire may occur.

As the AC adapter can be hot, do not touch it with bare skin while using it.

- Extended period of exposure may cause burn.

The bottom of the PC gets hot when the system is in operation. Do not touch or put it on your lap.

- Extended period of exposure may cause burn.

Do not play PC games excessively.

- Playing a PC game for an extended period of time may cause a mental disorder. It may also inflict physical impairments on the elderly and children.

Do not put your finger or an object into PC ports.

- An injury or electric shock may occur.

Ask one of our engineers to run a safety check after your computer has been repaired.

- Otherwise, an electric shock or fire may occur.

For minors, we recommend a program that blocks access to illegal or pornographic web sites.

- Minors' exposure to adult-only contents may inflict psychological instability or even trauma. Take extra precaution for your children if the whole family is using this machine.

Keep the machine away from heat-emitting devices such as a heater.

- The product may get deformed or catch on fire.

Prevent children from thrusting their finger into the optical disk drive (CD/DVD/Blu-ray) tray.

- The finger may be stuck in the tray and injured.

Do not block the ventilation hole with any object.

- Otherwise, an electric shock may occur.

When upgrading your PC, turn off the power and disconnect the power cable, battery, and LAN.

- There is a risk of electric shock or fire and the product may be damaged.

When you upgrade the PC, ensure that children will not swallow any parts including bolts.

- If a child swallows a nut, he or she may suffocate.
- In that case, seek emergency help immediately.

Do not disassemble or modify the machine arbitrarily.

- There is a risk of electric shock and the product may be no longer covered by the warranty.

If you dissemble the PC, connect the power after reassembly is done.

- There is a risk of electric shock or product damage, if you touch the disassembled PC.

Do not put in metal items such as coins, hair pin or other irons or inflammables such as paper or matches. Especially, ensure that children will not do so.

- There is a risk of product damage, fire, or electric shock.
- If any foreign substance gets in the product, unplug the product and contact the local service center.

Product Storage/Transportation Precautions

CAUTION

Before carrying the machine, turn off the power and disconnect all the cables.

- Otherwise, you may trip over the wire, damaging the PC and sustaining an injury.

Do not carry the machine with the LCD open.

- Otherwise, the product may get damaged.

Protect the machine from any shock while carrying it.

- System damage or an injury may result.

Carry the product in a bag designed for it.

- Carrying it in another type of bag may result in product damage.

Do not put any heavy object on the PC.

- There is the risk of malfunction. If the object were to fall, it may cause an injury or damage the machine.

WARNING

During air travel, follow the directions of flight attendants.

- Using the PC during flight may cause an aircraft accident.

When leaving the machine in a car, avoid exposure to direct sunlight.

- The product may get deformed or catch on fire due to a temperature rise.

Do not put any heavy object on the power cable and AC adapter, and avoid damage from impacts.

- A malfunction or fire may occur.

Do not leave the powered-on PC in a space without enough ventilation (i.e. bags) for an extended or repeated time.

- The battery may overheat and cause a fire.

Battery and AC Adapter Precautions

WARNING

When the PC is not used for an extended period of time, keep the battery level at about 50 %.

- Do not leave the product with discharged battery for an extended period of time. It may damage the battery.

Charge the battery only with the provided instrument.

- Otherwise, the battery may be damaged presenting a risk of fire.

Do not throw or disassemble the battery.

- The resulting damage may cause an injury, explosion, or fire.

Use batteries certified and acknowledged by LG Electronics Inc.

- Otherwise, an explosion or fire may occur.

Prevent the battery from being in contact with any metallic object like a car ignition key or a paper clip.

- Otherwise, this may cause damage to the battery, a fire or burn due to overheat in the battery.

Keep the battery away from heat.

- Otherwise, an explosion or fire may occur.

Do not short-circuit the battery.

- Otherwise, it may explode.

Do not dispose of a spent or backup (standby) battery arbitrarily.

- It may explode or cause a fire.
- Disposal methods may differ by country and region. Dispose of spent batteries in accordance with the laws and safety rules of the country and region you reside in.

If you find leakage or smell bad odor from the battery, remove the battery and contact the local service center.

- It may explode or cause a fire.

Do not store in places with temperatures above 60 °C and high humidity (in cars or saunas).

- It may explode or cause a fire.

Keep the battery out of the reach of children or pets.

- If damaged, it may cause an injury.

Keep the battery from being pierced by a sharp object or chewed by pets.

- It may explode or cause a fire.

Do not put the battery in water.

- Otherwise, the battery may be damaged or explode.

Do not use the PC on top of carpet, blanket or bed. Also, do not put the adapter under the blanket.

- This may cause a malfunction, fire or burn due to overheat in the PC and adapter.

Read the battery usage precautions carefully before use.

- The battery should be stored indoors and used and stored in accordance with the usage method described in the user manual.

Connect the power plug properly by pushing it to the end.

- If a contact failure occurs, it may cause product damage or fire.

Do not bend the power cable for AC adapter too much or get stamped by a sharp object.

- The wires inside the cable may break and cause electric shock or fire.

Do not use loose plugs or damaged power cords.

- An electric shock or fire may occur.

Do not touch the power cord with your hands wet.

- Otherwise, an electric shock may occur.

Pull the plug, not the cord, to disconnect the AC adapter and power jack.

- Otherwise, a fire or product damage may occur.

Operate the product at the proper voltage.

- Excessive voltage may result in damage on the product, electric shock or fire.

Use power outlets with an earth pin installed and proper supply of rated electricity.

- An electric leakage may cause an electric shock or fire.
- The shape of the power cord and outlet may differ by country and region.

In the case of strange noise from the cord or plug, disconnect the power cord from the outlet immediately and contact the service center.

- A fire or electric shock may occur.

Use the power supply/adapter provided with the product and never disassemble the product.

- Using a different product or disassembling it may cause an electric shock or fire.

Always keep the AC adapter and power outlet clean.

- A fire may occur.

Keep children and pets from damaging the power cord.

- It may cause a fire or an electric shock.

Disconnect the PC completely before cleaning it.

- Otherwise, an electric shock or impairment may occur.

If the power/AC adapter or the product is soaked, disconnect the battery, power/AC adapter, and all other lines before contacting the local service center.

- An electric shock or fire may occur.

Ensure that the battery pack is locked to the machine after installation.

- Otherwise, the battery may be damaged.

Other Safety Precautions

CAUTION

Handle the machine with care to prevent loss of data from the storage device (HDD, SSD, eMMC).

- Since the storage device is fragile, you need to back up your important data frequently.
- The manufacturer is not responsible for any storage device data loss caused by a user's mistake.

Damage to the storage device (HDD, SSD, eMMC) and data loss may occur when:

- External shocks are inflicted on the machine while disassembling or installing it.
- The machine is reset (i.e. restarted) or turned on again after a power outage while the storage device is operating.
- The PC is infected with a virus, tainting the data irrecoverably.
- Abrupt turning-off of the PC can damage the PC.
- If the product is moved, shaken or exposed to external shock while the storage device is running, file damage or bad sectors may occur.

To minimize data loss resulting from storage device damage (HDD, SSD, eMMC), frequently back up important data.

- The manufacturer is not responsible for any data loss.

We do not refund or replace a product that malfunctions due to the installation or use of an operating system other than the one provided by LG Electronics Inc.

- Some software applications may not work properly in other operating systems. Such malfunctions are not covered by the warranty.

ENGLISH

ENERGY STAR®

ENERGY STAR®

	ENERGY STAR® Specifications • LG Electronics Inc. participates in ENERGY STAR® and the energy efficiency of this product complies with the specifications of ENERGY STAR®. • ENERGY STAR® is a set of regulations that encourages manufacturers of electronic devices to create more energy efficient products. • The energy consumption of this product was decreased along with the cost. Also, it helps preserve natural resources. • The PC is set to switch to an alternate low power mode after 10 minutes of inactivity. • To leave sleep mode, click a mouse button or press any key on the keyboard.

Power Management Options

The power management options of this PC is configured as follows.

TIP

The settings of the power management options may be changed upon Windows update.

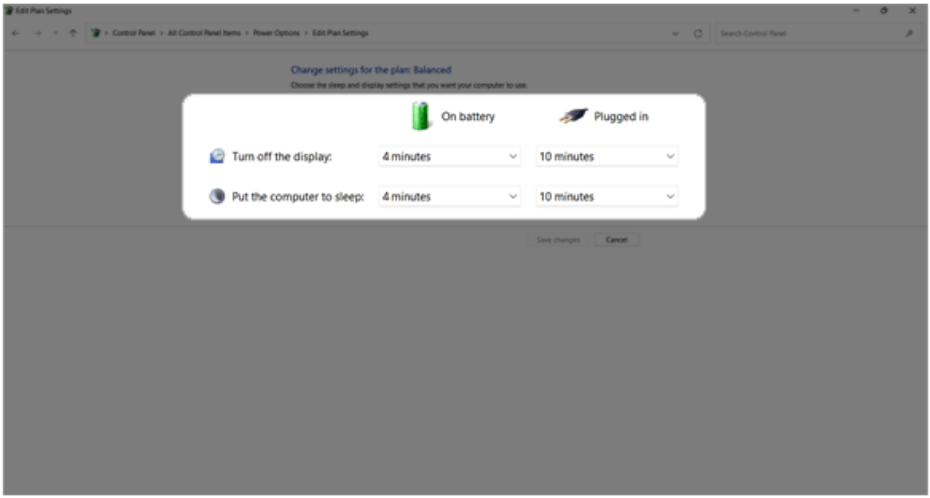

- **Turn off the display:** Turns off the screen when you don't use the PC for a set period of time.
- **Put the computer to sleep:** Switches to the Sleep mode when you don't use the PC for a set period of time.

ENGLISH

Regulatory Notices

UK Notice

UK CA

ENGLISH

Hereby, LG Electronics declares that the radio equipment type PC is in compliance with the relavant statutory requirements. The full text of the UK declaration of conformity is available at the following internet address:

http://www.lg.com/global/support/cedoc/cedoc#

The use of the 5150-5350 MHz and 5945-6425 MHz band (if applicable) is restricted to indoor use only. This restriction exists in the United Kingdom (UK).

European Union Notice

CE

	AT	BE	BG	CH	CY	CZ	DE	DK
	EE	EL	ES	FI	FR	HR	HU	IE
	IS	IT	LI	LT	LU	LV	MT	NL
	NO	PL	PT	RO	SE	SI	SK	UK(NI)

ENGLISH

Hereby, LG Electronics declares that the radio equipment type PC is in compliance with Directive 2014/53/EU. The full text of the EU declaration of conformity is available at the following internet address:

http://www.lg.com/global/support/cedoc/cedoc#

The use of the 5150-5350 MHz and 5945-6425 MHz band (if applicable) is restricted to indoor use only.

This restriction exists in Belgium (BE), Bulgaria (BG), Czech Republic (CZ), Denmark (DK), Germany (DE), Estonia (EE), Ireland (IE), Greece (EL), Spain (ES), France (FR), Croatia (HR), Italy (IT), Cyprus (CY), Latvia (LV), Lithuania (LT), Luxembourg (LU), Hungary (HU), Malta (MT), Netherlands (NL), Austria (AT), Poland (PL), Portugal (PT), Romania (RO), Slovenia (SI), Slovakia (SK), Finland (FI), Sweden (SE), Northern Ireland (UK(NI)), Switzerland (CH), Iceland (IS), Liechtenstein (LI) and Norway (NO).

ESPAÑOL

Por la presente, LG Electronics declara que el tipo de equipo de radio ordenador cumple con la Directiva 2014/53/UE. El texto completo de la declaración de conformidad con la legislación de la Unión Europea está disponible en el siguiente sitio web:

http://www.lg.com/global/support/cedoc/cedoc#

Las bandas de 5150-5350 MHz y 5945-6425 MHz (si procede) solo pueden utilizarse en interiores.

Esta restricción existe en Bélgica (BE), Bulgaria (BG), República Checa (CZ), Dinamarca (DK), Alemania (DE), Estonia (EE), Irlanda (IE), Grecia (EL), España (ES), Francia (FR), Croacia (HR), Italia (IT), Chipre (CY), Letonia (LV), Lituania (LT), Luxemburgo (LU), Hungría (HU), Malta (MT), Países Bajos (NL), Austria (AT), Polonia (PL), Portugal (PT), Rumanía (RO), Eslovenia (SI), Eslovaquia (SK), Finlandia (FI), Suecia (SE), Irlanda del Norte (UK(NI)), Suiza (CH), Islandia (IS), Liechtenstein (LI) y Noruega (NO).

PORTUGUÊS

Pela presente, a LG Electronics declara que o computador tipo equipamento de rádio está em conformidade com a Diretiva 2014/53/UE.
O texto integral da declaração de conformidade da UE está disponível no seguinte endereço da Internet:
http://www.lg.com/global/support/cedoc/cedoc#

A utilização da banda de 5150-5350 MHz e 5945-6425 MHz (se aplicável) está restrita à utilização em interiores. Esta restrição existe na Bélgica (BE), Bulgária (BG), Republica Checa (CZ), Dinamarca (DK), Alemanha (DE), Estónia (EE), Irlanda (IE), Grécia (EL), Espanha (ES), França (FR), Croácia (HR), Itália (IT), Chipre (CY), Letónia (LV), Lituânia (LT), Luxemburgo (LU), Hungria (HU), Malta (MT), Holanda (NL), Áustria (AT), Polónia (PL), Portugal (PT), Romania (RO), Eslovénia (SI), Eslováquia (SK), Finlândia (FI), Suécia (SE), Irlanda do Norte (UK(NI)), Suíça (CH), Islândia (IS), Liechtenstein (LI) e Noruega (NO).

POLSKI

Niniejszym firma LG Electronics oświadcza, że komputer wykorzystujący sprzęt radiowy jest zgodny z dyrektywą 2014/53/UE.
Pełny tekst deklaracji zgodności UE jest dostępny pod następującym adresem internetowym:
http://www.lg.com/global/support/cedoc/cedoc#

Pasmo 5150–5350 MHz i 5945–6425 MHz (jeśli ma zastosowanie) jest ograniczone tylko do użytku wewnątrz pomieszczeń. Ograniczenie to występuje w Belgii (BE), Bułgarii (BG), Republice Czeskiej (CZ), Danii (DK), Niemczech (DE), Estonii (EE), Irlandii (IE), Grecji (EL), Hiszpanii (ES), Francji (FR), Chorwacji (HR), we Włoszech (IT), na Cyprze (CY), na Łotwie (LV), na Litwie (LT), w Luksemburgu (LU), na Węgrzech (HU), na Malcie (MT), w Holandii (NL), Austrii (AT), Polsce (PL), Portugalii (PT), Rumunii (RO), Słowenii (SI), Słowacji (SK), Finlandii (FI), Szwecji (SE), Irlandii Północnej (UK(NI)), Szwajcarii (CH), na Islandii (IS), w Liechtensteinie (LI) i Norwegii (NO).

ITALIANO

Con la presente, LG Electronics dichiara che l'apparecchiatura radio tipo PC è conforme con la Direttiva 2014/53/UE.
Il testo completo della Dichiarazione di conformità UE è disponibile al seguente indirizzo Internet:
http://www.lg.com/global/support/cedoc/cedoc#

L'uso della banda 5.150-5.350 MHz e 5.945-6.425 MHz (se applicabile) è limitata al solo uso in ambienti interni.
La presente restrizione esiste in Belgio (BE), Bulgaria (BG), Repubblica Ceca (CZ), Danimarca (DK), Germania (DE), Estonia (EE), Irlanda (IE), Grecia (EL), Spagna (ES), Francia (FR), Croazia (HR), Italia (IT), Cipro (CY), Lettonia (LV), Lituania (LT), Lussemburgo (LU), Ungheria (HU), Malta (MT), Paesi Bassi (NL), Austria (AT), Polonia (PL), Portogallo (PT), Romania (RO), Slovenia (SI), Slovacchia (SK), Finlandia (FI), Svezia (SE), Irlanda del Nord (UK(NI)), Svizzera (CH), Islanda (IS), Liechtenstein (LI) e Norvegia (NO).

DEUTSCH

Hiermit erklärt LG Electronics, dass das Funkgerät vom Typ PC der EU-Richtlinie 2014/53/EU entspricht.
Der vollständige Text der EU-Konformitätserklärung steht zur Verfügung unter folgender Internetadresse:
http://www.lg.com/global/support/cedoc/cedoc#

Die Frequenzbänder im Bereich 5150 - 5350 MHz und 5945 - 6425 Mhz (soweit vorhanden) dürfen nur im Innenbereich benutzt werden.
Diese Einschränkung besteht in Belgien (BE), Bulgarien (BG), Tschechien (CZ), Dänemark (DK), Deutschland (DE), Estland (EE), Irland (IE), Griechenland (EL), Spanien (ES), Frankreich (FR), Kroatien (HR), Italien (IT), Zypern (CY), Lettland (LV), Litauen (LT), Luxemburg (LU), Ungarn (HU), Malta (MT), Niederlande (NL), Österreich (AT), Polen (PL), Portugal (PT), Rumänien (RO), Slowenien (SI), Slowakei (SK), Finnland (FI), Schweden (SE), Nordirland (UK(NI)), Schweiz (CH), Island (IS), Liechtenstein (LI) und Norwegen (NO).

MAGYAR

LG Electronics igazolja, hogy a PC típusú rádióberendezés megfelel a 2014/53/EU irányelvnek.
Az EU-megfelelőségi nyilatkozat teljes szövege elérhető a következő internetes címen:

http://www.lg.com/global/support/cedoc/cedoc#

Az 5150-5350 MHz és a 5945-6425 MHz sáv használata (ha alkalmazható) csak beltéri használatra korlátozódik. Ez a korlátozás Belgiumban (BE), Bulgáriában (BG), a Cseh Köztársaságban (CZ), Dániában (DK), Németországban (DE), Észtországban (EE), Írországban (IE), Görögországban (EL), Spanyolországban (ES), Franciaországban (FR), Horvátországban (HR), Olaszországban (IT), Cipruson (CY), Lettországban (LV), Litvániában (LT), Luxemburgban (LU), Magyarországon (HU), Máltán (MT), Hollandiában (NL), Ausztriában (AT), Lengyelországban (PL), Portugáliában (PT), Romániában (RO), Szlovéniában (SI), Szlovákiában (SK), Finnországban (FI), Svédországban (SE), Észak-Írországban (UK(NI)), Svájcban (CH), Izlandon (IS), Liechtensteinban (LI) és Norvégiában (NO) érvényes.

NEDERLANDS

Hierbij verklaar ik, LG Electronics, dat het type radioapparatuur PC conform is met Richtlijn 2014/53/EU.
De volledige tekst van de EU-conformiteitsverklaring kan worden geraadpleegd op het volgende internetadres:

http://www.lg.com/global/support/cedoc/cedoc#

De 5150-5350 MHz- en 5945-6425 MHz-band kunnen (indien van toepassing) alleen binnenshuis worden gebruikt. Deze beperking geldt voor België (BE), Bulgarije (BG), Tsjechië (CZ), Denemarken (DK), Duitsland (DE), Estland (EE), Ierland (IE), Griekenland (EL), Spanje (ES), Frankrijk (FR), Kroatië (HR), Italië (IT), Cyprus (CY), Letland (LV), Litouwen (LT), Luxemburg (LU), Hongarije (HU), Malta (MT), Nederland (NL), Oostenrijk (AT), Polen (PL), Portugal (PT), Roemenië (RO), Slovenië (SI), Slowakije (SK), Finland (FI), Zweden (SE), Noord-Ierland (UK(NI)), Zwitserland (CH), IJsland (IS), Liechtenstein (LI) en Noorwegen (NO).

ROMÂNĂ

Prin prezenta, LG Electronics declară că tipul de echipamente radio al computerului personal (PC) este în conformitate cu Directiva 2014/53/UE.
Textul integral al declarației UE de conformitate este disponibil la următoarea adresă internet:

http://www.lg.com/global/support/cedoc/cedoc#

Utilizarea benzii de 5150 - 5350 MHz și a celei de 5945 - 6425 MHz (dacă este cazul) este restricționată doar la interior. Aceste restricţii există în: Belgia (BE), Bulgaria (BG), Republica Cehă (CZ), Danemarca (DK), Germania (DE), Estonia (EE), Irlanda (IE), Grecia (EL), Spania (ES), Franța (FR), Croaţia (HR), Italia (IT), Cipru (CY), Letonia (LV), Lituania (LT), Luxemburg (LU), Ungasria (HU), Malta (MT), Olanda (NL), Austria (AT), Polonia (PL), Portugalia (PT), România (RO), Slovenia (SI), Slovacia (SK), Finlanda (FI), Suedia (SE), Irlanda de Nord (UK(NI)), Elveţia (CH), Islanda (IS), Liechtenstein (LI) şi Norvegia (NO).

FRANÇAIS

Par la présente, LG Electronics déclare que l'équipement radio de type PC est en conformité avec la Directive 2014/53/EU.
Le texte intégral de la déclaration de conformité UE est disponible à l'adresse suivante:

http://www.lg.com/global/support/cedoc/cedoc#

L'utilisation de la bande 5 150 - 5 350 MHz et 5 945 - 6 425 MHz (le cas échéant) est limitée à l'usage en intérieur.

Cette restriction existe en Belgique (BE), Bulgarie (BG), République Tchèque (CZ), Danemark (DK), Allemagne (DE), Estonie (EE), Irlande (IE), Grèce (EL), Espagne (ES), France (FR), Croatie (HR), Italie (IT), Chypre (CY), Lettonie (LV), Lituanie (LT), Luxembourg (LU), Hongrie (HU), Malte (MT), Pays-Bas (NL), Autriche (AT), Pologne (PL), Portugal (PT), Roumanie (RO), Slovénie (SI), Slovaquie (SK), Finlande (FI), Suède (SE), Irlande du Nord (UK(NI)), Suisse (CH), Islande (IS), Liechtenstein (LI) et Norvège (NO).

CE RF Radiation Exposure Statement:

Caution This equipment complies with European RF radiation exposure limits for SAR (Specific Absorption Rate).
This transmitter must not be co-located or operating in conjunction with any other antenna or transmitter.

External Power Supply Information

(1)	(2)	(3)	(4)	(5)	(6)	(7)	(8)	(9)	(10)
Manufacturer's name or trade mark, commercial registration number and address	Model identifier	Input voltage V	Input AC frequency Hz	Output voltage V	Output current A	Output power W	Average active efficiency %	Efficiency at low load (10 %) %	No-load power consumption W
Manufacturer; LG Electronics Inc. Commercial registration number; 107-86-14075 Address; LG Twin Towers, 128 Yeoui-daero, Yeongdeungpo-gu, Seoul, 07336, Korea	ADT-65DSU-D03-2	100-240	50-60	5.0	3.0	15.0	82.59	82.44	0.08
				9.0	3.0	27.0	87.51	84.15	0.08
				15.0	3.0	45.0	88.60	83.29	0.08
				20.0	3.25	65.0	89.68	82.20	0.08

	English	German	Italian	Polish	Protuguese
(1)	Manufacturer's name or trade mark, commercial registration number and address	Name oder Handelsmarke des Herstellers, Handelsregisternummer und Anschrifte	Nome o marchio del fabbricante, numero di iscrizione nel registro delle imprese e indirizzo del fabbricante	Nazwa lub znak towarowy producenta, numer rejestru handlowego i adres	Marca comercial ou nome, número de registo comercial e endereço do fabricante
(2)	Model identifier	Modellkennung	Identificativo del modello	Identyfikator modelu	Identificador do modelo
(3)	Input voltage V	Eingangsspannung	Tensione di ingresso	Napięcie wejściowe	Tensão de entrada
(4)	Input AC frequency Hz	Eingangswechselstromfre-quenz	Frequenza di ingresso CA	Wejściowa częstotliwość prądu przemiennego	Frequência da alimentação de CA
(5)	Output voltage V	Ausgangsspannung	Tensione di uscita	Napięcie wyjściowe	Tensão de saída
(6)	Output current A	Ausgangsstrom	Corrente di uscita	Prąd wyjściowy	Corrente de saída
(7)	Output power W	Ausgangsleistung	Potenza di uscita	Moc wyjściowa	Potência de saída
(8)	Average active efficiency %	Durchschnittliche Effizienz im Betrieb	Rendimento medio in modo attivo	Średnia sprawność podczas pracy	Eficiência média no modo ativo
(9)	Efficiency at low load (10 %) %	Effizienz bei geringer Last (10 %)	Rendimento a basso carico (10 %)	Sprawność przy niskim obciążeniu (10 %)	Eficiência a carga baixa (10%)
(10)	No-load power consumption W	Leistungsaufnahme bei Nulllast	Potenza assorbita nella condizione a vuoto	Zużycie energii w stanie bez obciążenia	Consumo energético em vazio

ENGLISH

	English	French	Spanish	Protuguese	Hungarian	Romanian
(1)	**Manufacturer's name or trade mark, commercial registration number and address**	Raison sociale ou marque déposée, numéro d'enregistrement au registre du commerce et adresse du fabricant	Nombre o marca, número del registro mercantil y dirección del fabricante	Marca comercial ou nome, número de registo comercial e endereço do fabricante	A gyártó neve vagy védjegye, cégjegyzékszáma és címe	Denumirea producătorului sau marca comercială, numărul de înregistrare la Registrul Comerțului și adresa
(2)	**Model identifier**	Référence du modèle	Identificador del modelo	Identificador do modelo	Modellazonosító	Identificator de model
(3)	**Input voltage V**	Tension d'entrée	Tensión de entrada	Tensão de entrada	Bemenő feszültség	Tensiune de intrare
(4)	**Input AC frequency Hz**	Fréquence du CA d'entrée	Frecuencia de la CA de entrada	Frequência da alimentação de CA	Bemenő váltóáram frekvenciája	Frecvența c.a. de intrare
(5)	**Output voltage V**	Tension de sortie	Tensión de salida	Tensão de saída	Kimenő feszültség	Tensiune de ieșire
(6)	**Output current A**	Courant de sortie	Intensidad de salida	Corrente de saída	Kimenő áramerősség	Curent de ieșire
(7)	**Output power W**	Puissance de sortie	Potencia de salida	Potência de saída	Kimenő teljesítmény	Putere de ieșire
(8)	**Average active efficiency %**	Rendement moyen en mode actif	Eficiencia media en activo	Eficiência média no modo ativo	Aktív üzemmódban mért átlagos hatásfok	Randament mediu în mod activ
(9)	**Efficiency at low load (10 %) %**	Rendement à faible charge (10 %)	Eficiencia a baja carga (10 %).	Eficiência a carga baixa (10%)	Hatásfok alacsony (10 %-os) terhelésnél	Randamentul la sarcină redusă (10 %)
(10)	**No-load power consumption W**	Consommation électrique hors charge	Consumo eléctrico en vacío	Consumo energético em vazio	Üresjárási üzemmódban mért energiafogyasztás	Puterea absorbită în regim fără sarcină

Australia/New Zealand Notice

Exposure to radio frequency energy

Radio wave exposure and Specific Absorption Rate (SAR) information
This product has been designed to comply with applicable safety requirements for exposure to radio waves. These requirements are based on scientific guidelines that include safety margins designed to assure the safety of all persons, regardless of age and health

- The equipment complies with the RF Exposure Requirement 1999/519/EC, Council Recommendation of 12 July 1999 on the limitation of exposure of the general public to electromagnetic fields from 0 Hz to 300 GHz.
- The SAR limit recommended by the International Commission on Non-Ionizing Radiation Protection (ICNIRP) is 2 W/kg averaged over 10g of tissue.
- The highest SAR value for this model on the body is less than 2W/kg (10g)

R-NZ

RF Radiation Exposure Statement

The use of the 5,150 – 5,350 MHz band is restricted to indoor use only. This restriction exists in the countries Australia (AU) and New Zealand (NZ). (For Wi-Fi/Bluetooth built-in model or Wi-Fi built-in model)

Brazil Notice

Este equipamento não tem direito à proteção contra interferência prejudicial e não pode causar interferência em sistemas devidamente autorizados.

Para maiores informações, consulte o site da ANATEL
– www.anatel.gov.br

SAFETY REGULATION NOTICE

Battery

ENGLISH

- Risk of fire or explosion if the battery is replaced by an incorrect type.
- Replacement of a battery with an incorrect type that can defeat a safeguard (for example, in the case of some lithium battery types).
- Disposal of a battery into fire or a hot oven, or mechanically crushing or cutting of a battery, that can result in an explosion.
- Leaving a battery in an extremely high temperature surrounding environment that can result in an explosion or the leakage of flammable liquid or gas.
- A battery subjected to extremely low air pressure that may result in an explosion or the leakage of flammable liquid or gas.
- Do not store or transport at pressures lower than 11.6 kPa (1.68 psi) and at above 15 000 m (49212.5 feet) altitude.

ESPAÑOL

- Existe riesgo de explosión si se cambia la batería por una de un tipo incorrecto.
- Sustitución de la batería por un tipo de batería incorrecto que puede anular los mecanismos de seguridad (por ejemplo, en el caso de algunos tipo de batería de litio).
- Colocación de una batería en el fuego o un horno caliente, o aplastamiento o corte mecánicos de una batería, que pueden provocar una explosión.
- Colocación de una batería en un entorno con una temperatura extremadamente alta que puede provocar una explosión o la fuga de líquido o gas inflamable.
- Una batería sometida a una presión del aire extremadamente baja que puede provocar una explosión o la fuga de líquido o gas inflamable.
- No almacenar ni transportar a una presión inferior a 11,6 kPa ni a una altitud superior a 15 000 m.

PORTUGUÊS

- Risco de incêndio ou explosão se a bateria for substituída por uma do tipo incorreto.
- A substituição da bateria por uma do tipo incorreto pode desativar um sistema de segurança (por exemplo, no caso de algumas baterias de lítio).
- A eliminação de uma bateria no fogo ou num forno quente ou o esmagamento ou corte mecânico de uma bateria pode resultar numa explosão.
- Deixar uma bateria num ambiente de temperatura extremamente alta pode resultar numa explosão ou na fuga de líquidos ou gases inflamáveis.
- Uma bateria sujeita a pressão de ar extremamente baixa poderá resultar numa explosão ou na fuga de líquidos ou gases inflamáveis.
- Não armazene nem transporte a pressões inferiores a 11,6 kPa e acima de 15.000 m de altitude.

POLSKI

- Ryzyko pożaru lub wybuchu w przypadku wymiany baterii na niewłaściwy typ.
- Wymiana baterii na niewłaściwy typ może spowodować ominięcie zabezpieczeń (np. w przypadku niektórych typów baterii litowych).
- Wrzucenie baterii do ognia lub gorącego piekarnika lub mechaniczne zmiażdżenie albo przecięcie baterii może spowodować wybuch.
- Pozostawienie baterii w środowisku o bardzo wysokiej temperaturze może spowodować wybuch lub wyciek łatwopalnej cieczy lub gazu.
- Narażenie baterii na bardzo niskie ciśnienie powietrza może spowodować wybuch lub wyciek łatwopalnej cieczy lub gazu.
- Nie przechowywać ani transportować przy ciśnieniu niższym niż 11,6 kPa lub na wysokości powyżej 15.000 m.

ITALIANO

- Rischio di incendio o esplosione se la batteria viene sostituita con una di tipo non corretto.
- La sostituzione della batteria con una di tipo non corretto può compromettere la sicurezza (ad esempio nel caso di alcune batterie al litio).
- Lo smaltimento delle batterie nel fuoco o in un forno caldo, o lo schiacciamento meccanico o il taglio delle batterie può provocare un'esplosione.
- L'esposizione delle batterie ad ambienti circostanti con temperature estremamente alte può causare un'esplosione o la fuoriuscita di liquidi o gas infiammabili.
- L'esposizione delle batterie a pressioni dell'aria estremamente basse può causare un'esplosione o la fuoriuscita di liquidi o gas infiammabili.
- Non conservare o trasportare a pressioni inferiori a 11,6 kPa e ad altitudini superiori a 15.000 m.

DEUTSCH

- Wird die Batterie durch einen anderen, falschen Typ ersetzt, besteht Explosions- und Brandgefahr.
- Wird die Batterie durch eine anderen, falschen Typ ersetzt, kann möglicherweise die Sicherung deaktiviert werden (das ist zum Beispiel bei einigen Lithium-Batterien der Fall).
- Wird eine Batterie entsorgt, indem Sie in einen Ofen geworfen wird oder mechanisch zerstört oder zerschnitten wird, besteht Explosionsgefahr.
- Wird die Batterie in einer Umgebung unter extrem heißer Temperatur belassen, besteht Explosionsgefahr oder es kann entflammbare Flüssigkeit oder entflammbares Gas austreten.
- Wird die Batterie extrem niedrigem Luftdruck ausgesetzt, besteht Explosionsgefahr oder es kann entflammbare Flüssigkeit oder entflammbares Gas austreten.
- Nicht bei einem Druck tiefer als 11,6 kPa oder in über 15 000 m Höhe über dem Meeresspiegel lagern oder transportieren.

MAGYAR

- Tűz- vagy robbanásveszély, ha az akkumulátort nem megfelelő típusúra cserélik.
- Az akkumulátor cseréje nem megfelelő típusúra, amely védelmet jelenthet (például néhány lítium elemtípus esetében).
- Az elemek tűzben vagy forró sütőben való megsemmisítése, vagy az elemek mechanikus összetörése vagy elvágása robbanást okozhat.
- Ha akkumulátort rendkívül magas hőmérsékletű környezetben hagyja, az robbanást vagy gyúlékony folyadék vagy gáz szivárgását okozhatja.
- Ha az akkumulátor rendkívül alacsony légnyomásnak van kitéve, az robbanást vagy gyúlékony folyadék vagy gáz szivárgását okozhatja.
- Ne tárolja és ne szállítsa 11,6 kPa-nál alacsonyabb nyomáson és 15 000 m magasság felett.

NEDERLANDS

- Brand- of explosiegevaar als de batterij wordt vervangen door een onjuist type.
- Het vervangen van de batterij door een batterij van het foute type, kan een veiligheid uitschakelen (bijvoorbeeld bij enkele types van lithiumbatterijen).
- Een batterij in een vuur of een hete oven werpen of een batterij verpletteren of snijden, kan leiden tot een explosie.
- Een batterij achterlaten in een omgeving met een extreem hoge temperatuur, kan leiden tot een explosie of het lekken van brandbare vloeistof of gas.
- Een batterij blootstellen aan een extreem lage luchtdruk, kan leiden tot een explosie of het lekken van brandbare vloeistof of gas.
- Niet bewaren of vervoeren bij een druk lager dan 11,6 kPa en een hoogte van meer dan 15.000 m.

ROMÂNĂ

- Risc de explozie dacă bateria este înlocuită cu un tip incorect.
- Înlocuirea unei baterii cu un tip incorect care poate depăși o protecție (de exemplu, în cazul unor tipuri de baterii litiu).
- Eliminarea unei baterii în foc sau cuptor încins, prin zdrobire mecanică sau tăiere poate conduce la o explozie.
- Lăsarea unei baterii într-un mediu înconjurător cu o temperatură extrem de ridicată poate conduce la o explozie sau la scurgere de lichid sau gaz inflamabil.
- O baterie supusă unei presiuni a aerului extrem de scăzută poate rezulta în scurgere de lichid sau gaz inflamabil.
- Nu stocați și nu transportați la presiuni mai mici de 11,6 kPa și la mai mult de 15000 m altitudine.

FRANÇAIS

- Risque d'incendie ou d'explosion si la batterie est remplacée par une batterie d'un type incorrect.
- Le remplacement par une batterie d'un type incorrect peut annuler un dispositif de sécurité (par exemple, dans le cas de certaines batteries au lithium).
- Éliminer une batterie dans le feu ou un four chaud, l'écraser mécaniquement ou la couper peut provoquer une explosion.
- Laisser une batterie dans un environnement à très haute température peut provoquer une explosion ou une fuite de liquide ou de gaz inflammable.
- Laisser une batterie à une pression extrêmement basse peut provoquer une explosion ou une fuite de liquide ou de gaz inflammable.
- Ne pas stocker ni transporter à des pressions inférieures à 11,6 kPa et à une altitude supérieure à 15 000 m.

FRANÇAIS (CANADA)

- Risque d'incendie ou d'explosion si la batterie est remplacée par un type incorrect.
- Remplacement d'une batterie par un type incorrect qui peut faire échouer un dispositif de protection (par exemple, dans le cas de certains types de batteries au lithium).
- Élimination d'une batterie dans un feu ou un four chaud, ou écrasement ou découpe mécanique d'une batterie qui peuvent entraîner une explosion.
- Laisser une batterie dans un environnement extrêmement chaud qui peut entraîner une explosion ou une fuite de liquide ou de gaz inflammable.
- Une batterie soumise à une pression d'air extrêmement basse qui peut entraîner une explosion ou une fuite de liquide ou de gaz inflammable.
- Ne pas stocker ni transporter à des pressions inférieures à 11,6 kPa et à plus de 15 000 m d'altitude.

العربية

- خطر نشوب حريق أو حدوث انفجار إذا تم استبدال البطارية بنوع غير صحيح.
- قد يؤدي استبدال البطارية بنوع غير صحيح إلى إبطال الحماية (على سبيل المثال، في حالة بعض أنواع بطاريات الليثيوم).
- قد يؤدي التخلص من البطارية في النار أو في فرن ساخن، أو تكسيرها أو قطعها ميكانيكيًا، إلى حدوث انفجار.
- قد يؤدي ترك البطارية في بيئة محيطة بدرجة حرارة عالية للغاية إلى حدوث انفجار أو تسرب سائل أو غاز قابل للاشتعال.
- قد يؤدي تعرض البطارية لضغط هواء منخفض للغاية إلى حدوث انفجار أو تسرب سائل أو غاز قابل للاشتعال.
- لا تقوم بالتخزين أو النقل عند مستويات ضغط أقل من 11.6 كيلو باسكال وعلى ارتفاع يزيد عن 15000 متر.

Australia Notice

- The appliance is not intended for use by young children or infirm persons without supervision
- Young Children should be supervised to ensure that do not play with appliance
- If the appliance is supplied from a cord extension set or an electrical portable outlet device.
- The cord extension set on electrical portable outlet device must be positioned so that it is not subject to splashing or ingress of moisture

USA

FCC Notice (For USA)

This equipment has been tested and found to comply with the limits for a Class B digital device, pursuant to Part 15 of the FCC Rules. These limits are designed to provide reasonable protection against harmful interference in a residential installation. This equipment generates, uses, and can radiate radio frequency energy and, if not installed and used in accordance with the instructions, may cause harmful interference to radio communications. However, there is no guarantee that interference will not occur in a particular installation. If this equipment does cause harmful interference to radio or television reception, which can be determined by turning the equipment off and on, the user is encouraged to try to correct the interference by one or more of the following measures:

- Reorient or relocate the receiving antenna.
- Increase the separation between the equipment and the receiver.
- Connect the equipment to an outlet on a circuit different from that to which the receiver is connected.
- Consult the dealer or an experienced radio/TV technician for help.

This device complies with part 15 of the FCC Rules. Operation is subject to the following two conditions: (1) this device may not cause harmful interference and (2) this device must accept any interference received, including interference that may cause undesired operation. Any changes or modifications in construction of this device which are not expressly approved by the party responsible for compliance could void the user's authority to operate the equipment.

FCC Radio Frequency Interference Requirements (for UNII devices)

High power radars are allocated as primary users of the 5.25 to 5.35 GHz and 5.65 to 5.85 GHz bands. These radar stations can cause interference with and/or damage this device. This device cannot be co-located with any other transmitter.

FCC/IC Radio Frequency Exposure

The available scientific evidence does not show that any health problems are associated with using low power wireless devices. There is no proof, however, that these low power wireless devices are absolutely safe. Low power Wireless devices emit low levels of radio frequency energy (RF) in the microwave range while being used. Whereas high levels of RF can produce health effects (by heating tissue), exposure to low level RF that does not produce heating effects causes no known adverse health effects. Many studies of low level RF exposures have not found any biological effects. Some studies have suggested that some biological effects might occur, but such findings have not been confirmed by additional research. This device have been tested and found to comply with FCC/IC radiation exposure limits set forth for an uncontrolled environment and meets the FCC radio frequency (RF) Exposure Guidelines in Supplement C to OET65 and RSS-102 of the IC radio frequency (RF) Exposure rules(<1.6W/kg).

Supplier's Declaration of Conformity	
Trade Name	LG
Responsible Party	LG Electronics USA, Inc.
Address	111 Sylvan Avenue, North Building Englewood Cliffs, New Jersey 07632
Email	lg.environmental@lge.com

CANADA

Industry Canada Statement (For Canada)

[For having wireless function (WLAN, Bluetooth,...)]
This device contains licence-exempt transmitter(s)/receiver(s) that comply with Innovation, Science and Economic Development Canada's licence-exempt RSS(s). Operation is subject to the following two conditions:

(1) This device may not cause interference.
(2) This device must accept any interference, including interference that may cause undesired operation of the device.

FCC/IC Radio Frequency Exposure

The available scientific evidence does not show that any health problems are associated with using low power wireless devices. There is no proof, however, that these low power wireless devices are absolutely safe. Low power Wireless devices emit low levels of radio frequency energy (RF) in the microwave range while being used. Whereas high levels of RF can produce health effects (by heating tissue), exposure to low level RF that does not produce heating effects causes no known adverse health effects. Many studies of low level RF exposures have not found any biological effects. Some studies have suggested that some biological effects might occur, but such findings have not been confirmed by additional research. This device have been tested and found to comply with FCC/IC radiation exposure limits set forth for an uncontrolled environment and meets the FCC radio frequency (RF) Exposure Guidelines in Supplement C to OET65 and RSS-102 of the IC radio frequency (RF) Exposure rules(<1.6W/kg).

WARNING

[For product having the wireless function using 5 GHz frequency bands]

i. the device for operation in the band 5150–5250 MHz is only for indoor use to reduce the potential for harmful interference to co-channel mobile satellite systems;
ii. for devices with detachable antenna(s), the maximum antenna gain permitted for devices in the bands 5250-5350 MHz and 5470-5725 MHz shall be such that the equipment still complies with the e.i.r.p. limit;
iii. for devices with detachable antenna(s), the maximum antenna gain permitted for devices in the band 5725-5850 MHz shall be such that the equipment still complies with the e.i.r.p. limits as appropriate; and
iv. [for devices operating in the band 5250-5350 MHz having an e.i.r.p. greater than 200 mW] antenna type(s), antenna models(s), and worst-case tilt angle(s) necessary to remain compliant with the e.i.r.p. elevation mask requirement set forth in section 6.2.2.3 of RSS-247 shall be clearly indicated.

Users should also be advised that high-power radars are allocated as primary users (i.e. priority users) of the bands 5250-5350 MHz and 5650-5850 MHz and that these radars could cause interference and/or damage to LE-LAN devices.

Avis d'Industrie Canada

[Pour la fonction sans fil (WLAN, Bluetooth, etc.)]

L'émetteur/récepteur exempt de licence contenu dans le présent appareil est conforme aux CNR d'Innovation, Sciences et Développement économique Canada applicables aux appareils radio exempts de licence. L'exploitation est autorisée aux deux conditions suivantes :

1) L'appareil ne doit pas produire de brouillage;
2) L'appareil doit accepter tout brouillage radioélectrique subi, même si le brouillage est susceptible d'en compromettre le fonctionnement.

Exposition aux radiofréquences FCC/IC

Selon les preuves scientifiques disponibles, aucun problème de santé n'est associé à l'utilisation d'appareils sans fil de faible puissance. Rien ne prouve cependant que ces appareils sont absolument sans danger. Lorsqu'ils sont utilisés, les appareils sans fil de faible puissance émettent de faibles niveaux d'énergie radiofréquence (RF) dans la gamme des hyperfréquences. Bien que les niveaux élevés de radiofréquence puissent avoir un effet sur la santé (réchauffement des tissus), l'exposition à de faibles niveaux n'ayant pas d'effet thermique n'a aucun impact négatif connu sur la santé.

De nombreuses études sur l'exposition aux radiofréquences de faible niveau n'ont révélé aucun effet biologique. Certaines d'entre elles ont sous-entendu qu'il pourrait y avoir de tels effets, mais leurs résultats n'ont pas été confirmés par des recherches supplémentaires. Les modèles suivants ont été testés et se sont avérés conformes aux limites d'exposition aux rayonnements définies par la FCC et IC pour l'environnement non contrôlé; ils répondent aux règles sur l'exposition aux rayonnements RF (radiofréquence) de la FCC et à celles de la norme RSS-102 d'IC.

AVERTISSEMENTS

[Pour les produits ayant la fonction sans fil utilisant des bandes de fréquences de 5 GHz]

i. les dispositifs fonctionnant dans la bande de 5 150 à 5 250 MHz sont réservés uniquement pour une utilisation à l'intérieur afin de réduire les risques de brouillage préjudiciable aux systèmes de satellites mobiles utilisant les mêmes canaux;
ii. pour les dispositifs munis d'antennes amovibles, le gain maximal d'antenne permis pour les dispositifs utilisant les bandes de 5 250 à 5 350 MHz et de 5 470 à 5 725 MHz doit être conforme à la limite de la p.i.r.e;
iii. pour les dispositifs munis d'antennes amovibles, le gain maximal d'antenne permis (pour les dispositifs utilisant la bande de 5 725 à 5 850 MHz) doit être conforme à la limite de la p.i.r.e. spécifiée, selon le cas;
iv. [pour des dispositifs fonctionnant dans la bande de 5 250 à 5 350 MHz ayant une p.i.r.e. de plus de 200 mW] , les types d'antennes (s'il y en a plusieurs), les numéros de modèle de l'antenne et les pires angles d'inclinaison nécessaires pour rester conforme à l'exigence de la p.i.r.e. applicable au masque d'élévation, énoncée à la CNR-247 section 6.2.2.3, doivent être clairement indiqués.

Les utilisateurs doivent également savoir que les radars de grande puissance sont attribués en tant qu'utilisateurs principaux (c'est-à-dire les utilisateurs prioritaires) des bandes de 5250 à 5350 MHz et de 5650 à 5850 MHz et que ces radars peuvent causer des interférences avec les appareils LE-LAN et/ou les endommager.

ENGLISH

電波法により5.2GHz帯(W52)高出力データ通信システムの基地局又は陸上移動局と通信する場合を除き、5.2GHz帯及び5.3GHz帯(W52/W53)の屋外使用は禁止されています。

2.4 FH1 | 2.4DS/OF4

1 Wi-Fi この表示のある無線機器は、2.4 GHz帯を使用しています。変調方式としてDS-SS方式およびOFDM方式を採用し、与干渉距離は40 mです。

2 For Motion remote (Bluetooth)
この表示のある無線機器は、2.4 GHz帯を使用しています。
変調方式としてFH-SS方式を採用し、与干渉距離は10 m です。

<本製品の使用上の注意事項>

この機器の使用周波数帯では、電子レンジ等の産業・科学・医療用機器のほか工場の製造ライン等で使用されている移動体識別用の構内無線局（免許を要する無線局）及び特定小電力無線局（免許を要しない無線局）並びにアマチュア無線局（免許を要する無線局）が運用されています。

3 この機器を使用する前に、近くで移動体識別用の構内無線局及び特定小電力無線局並びにアマチュア無線局が運用されていないことを確認して下さい。

4 万一、この機器から移動体識別用の構内無線局に対して有害な電波干渉の事例が発生した場合には、速やかに使用周波数を変更するか又は電波の発射を停止した上、下記連絡先にご連絡頂き、混信回避のための処置等(例えば、パーティションの設置など)についてご相談下さい。

5 その他、この機器から移動体識別用の特定小電力無線局あるいはアマチュア無線局に対して有害な電波干渉の事例が発生した場合など何かお困りのことが起きたときは、次の連絡先へお問い合わせ下さい。

連絡先：

LG Electronics Japan（株）カスタマーセンター

固定電話から
（フリー・ダイヤル） **0120-813-023**

携帯電話・PHSから
ナビダイヤル **0570-200-980**

IP電話などからフリーダイヤル、ナビダイヤルがご利用いただけない場合は

TEL : 03-5675-7323 | FAX : 03-5675-7335

受付時間　09:00~18:00 (年末年始および当社指定日を除く)

この装置は、クラスＢ機器です。この装置は、住宅環境で使用することを目的としていますが、この装置がラジオやテレビジョン受信機に近接して使用されると、受信障害を引き起こすことがあります。
取扱説明書に従って正しい取り扱いをして下さい。　VCCI-B

RF モジュール : Intel® AX211D2W

T D180132003

R 003-180233

Li-ion00

- 貴重な金属を再利用し、地球環境を守るために、不要になった電池は廃棄せず、充電式電池リサイクル協力店へお持ち下さい。
- 最寄のリサイクル協力店へ詳細は、一般社団法人ＪＢＲＣのホームページをご参照ください。
ホームページ：http://www.jbrc.com

警告

如果更換不正確之電池型式會有爆炸的風險
請依製造商說明書處理用過之電池

警語

使用過度恐傷害視力。

注意事項

- 使用30分鐘請休息10分鐘。
- 未滿2歲幼兒不看螢幕、2歲以上每天看螢 幕不要超過1小時。

[關於具有無線功能 (無線區域網路、藍牙、…)]

根據低功率射頻器材技術規範 規定

取得審驗證明之低功率射頻器材，非經核准，公司、商號或使用者均不得擅自變更頻率、加大功率或變更原設計之特性及功能。
低功率射頻器材之使用不得影響飛航安全及干擾合法通信；經發現有干擾現象時，應立即停用，並改善至無干擾時方得繼續使用。
前述合法通信，指依電信管理法規定作業之無線電通信。低功率射頻器材須忍受合法通信或工業、科學及醫療用電波輻射性電機設備之干擾。

應避免影響附近雷達系統之操作。

販賣商 : 台灣樂金電器股份有限公司
地址 : 台北市內湖區基湖路3巷47號6樓
(02) 2627-2788

廢電池 請回收

CMIIT ID 用产品铭牌方式标识

Information for Environmental Preservation

ENGLISH

Information for Environmental Preservation

LGE announced the 'LG Declaration for a Cleaner Environment' in 1994, and this ideal has served as a guiding managerial principle ever since. The Declaration is a foundation that has allowed us to undertake environmentally friendly activities in careful consideration of economic, environmental, and social aspects.

We promote activities for environmental preservation, and we specifically develop our products to embrace the concept of environment-friendly. We minimize the hazardous materials contained in our products. For example, there is no cadmium to be found in our product.

Information for recycling

This product may contain parts which could be hazardous to the environment. It is important that this product be recycled after use.

LGE handles all waste product through an environmentally acceptable recycling method. There are several take-back and recycling systems currently in operation worldwide. Many parts will be reused and recycled, while harmful substances and heavy metals are treated by an environmentally friendly method.

If you want to find out more information about our recycling program, please contact your local LG vendor or a corporate representative of LG.

We set our vision and policies on a cleaner world by selecting the issue of the global environment as a task for corporate improvement. Please visit our website for more information about our 'green' policies.
http://www.lg.com/global/sustainability/environment/take-back-recycling.jsp

DEUTSCH

Informationen zur Erhaltung der Umwelt

Im Jahr 1994 verkündete LGE die 'LG Declaration for a Cleaner Environment' (LG Erklärung für eine sauberere Umwelt). Seitdem dient dieses Ideal als führendes Prinzip des Unternehmens. Diese Erklärung war die Basis für die Durchführung von umweltfreundlichen Aktivitäten, wobei wirtschaftliche, umweltbezogene und soziale Aspekte in die Überlegungen mit einbezogen wurden.

Wir fördern Aktivitäten zum Schutz der Umwelt und die Entwicklung unserer Produkte ist darauf ausgerichtet, unserem Konzept bezüglich Umweltfreundlichkeit gerecht zu werden.

Wir sind darauf bedacht, den Anteil der in unseren Produkten enthaltenen schädlichen Materialien zu minimieren. So ist in unseren produkt beispielsweise kein Kadmium zu finden.

Informationen zum Thema Recycling

Dieser produkt enthält Teile, die umweltschädlich sein können. Es ist unbedingt erforderlich, dass der produkt recycelt wird, nachdem er außer Dienst gestellt wurde.

Bei LGE werden alle ausrangierten produkt in einem unter umweltbezogenen Aspekten geeigneten Verfahren recycelt. Augenblicklich sind weltweit mehrere Rücknahme- und Recyclingsysteme im Einsatz. Viele Teile werden wieder verwendet und recycelt. Schädliche Substanzen und Schwermetalle werden durch umweltverträgliche Verfahren behandelt. Falls Sie mehr über unser Recyclingprogramm erfahren möchten, wenden Sie sich bitte an Ihren lokalen LGHändler oder einen Unternehmensvertreter von LG.

Wir richten unsere Firmenpolitik auf eine sauberere Umwelt hin aus, indem wir umweltspezifische Aspekte als wichtigen Punkt in die Weiterentwicklung unseres Unternehmens einfließen lassen. Zusätzliche Informationen über unsere 'grüne' Firmenpolitik erhalten Sie auf unserer Website.
http://www.lg.com/global/sustainability/environment/take-back-recycling.jsp

FRANÇAIS

Information sur la protection del'environnement

LGE a publié sa 'Déclaration en faveur d'un environnement plus propre' en 1994 et celle-ci est restée, depuis lors, un principe directeur de notre entreprise. Cette déclaration a servi de base à notre réflexion et nous a permis de prendre en compte à la fois les aspects économiques et sociaux de nos activités, tout en respectant l'environnement.

Nous encourageons les activités en faveur de la préservation de l'environnement et c'est dans cet esprit que nous développons nos produits : nous réduisons au minimum les matières dangereuses qui entrent dans leur composition et l'on ne trouve pas de cadmium, par exemple, dans nos produit.

Information sur le recyclage

Ce produit peut contenir des composants qui présentent un risque pour l'environnement. Il est donc important que celui-ci soit recyclé après usage.

LGE traite les produit en fin de cycle conformément à une méthode de recyclage respectueuse de l'environnement. Nous reprenons nos produits et les recyclons dans plusieurs sites répartis dans le monde entier. De nombreux composants sont réutilisés et recyclés, et les matières dangereuses, ainsi que les métaux lourds, sont traités selon un procédé écologique. Si vous souhaitez plus de renseignements sur notre programme de recyclage, veuillez contacter votre revendeur LG ou un l'un de nos représentants.

Nous voulons agir pour un monde plus propre et croyons au rôle de notre entreprise dans l'amélioration de l'environnement. Pour plus de renseignements sur notre politique "verte", rendez visite à notre site :
http://www.lg.com/global/sustainability/environment/take-back-recycling.jsp

ITALIANO

Informazioni per la tutela dell'ambiente

La LGE ha annunciato nel 1994 la cosiddetta 'LG Declaration for a Cleaner Environment' (Dichiarazione di LG a favore di un ambiente più pulito), un ideale che da allora funge da principio ispiratore della gestione aziendale. La dichiarazione rappresenta il fondamento che consente di intraprendere attività a favore dell'ambiente tenendo conto degli aspetti economici, ambientali e sociali.

Noi della LG, promuoviamo attività a favore della tutela dell'ambiente sviluppando appositamente i nostri prodotti per cogliere il concetto del rispetto dell'ambiente riducendo i materiali dannosi presenti nei nostri prodotti. Ad esempio nei nostri prodotto non è presente il cadmio.

Informazioni per il riciclaggio

Il prodotto può presentare componenti che potrebbero risultare eventualmente dannosi per l'ambiente. È importante che il prodotto sia riciclato al termine del suo utilizzo.

La LGE gestisce tutti i prodotto di rifiuto con un metodo di riciclaggio soddisfacente dal punto di vista ambientale. In tutto il mondo sono attualmente in funzione numerosi sistemi di riciclaggio e recupero.

I diversi componenti sono riutilizzati e riciclati, mentre le sostanze dannose e i metalli pesanti vengono trattati con un metodo rispettoso dell'ambiente.

Se si desiderano maggiori informazioni in merito al programma di riciclaggio, è consigliabile rivolgersi al proprio rivenditore LG o ad un rappresentante aziendale della LG.

Noi della LG impostiamo la nostra visione e le nostre politiche a favore di un mondo più pulito ponendo la questione dell'ambiente dal punto di vista globale come una mansione rivolta al miglioramento della nostra azienda. Vi invitiamo a visitare il nostro sito internet per ulteriori informazioni sulla nostra politica "verde".
http://www.lg.com/global/sustainability/environment/take-back-recycling.jsp

ESPAÑOL

Información para la conservación medioambiental

LGE presentó la 'Declaración para un entorno más limpio de LG' en 1994 y este ideal ha servido para guiar nuestros principios empresariales desde entonces. La Declaración es la base que nos ha permitido llevar a cabo tareas que respetan el medio ambiente siempre teniendo en cuenta aspectos sociales, económicos y medioambientales.

Promocionamos actividades orientadas a la conservación del medio ambiente y desarrollamos nuestros productos específicamente para que se ajusten a la filosofía que protege el entorno. Reducimos al máximo el uso de materiales de riesgo en nuestros productos. Un ejemplo de ello es la ausencia total de cadmio en nuestros producto.

Información para el reciclaje

Este producto puede contener piezas que entrañen riesgos medioambientales. Es importante reciclar este producto después de su utilización.

LGE. trata todos los producto usados siguiendo un método de reciclaje que no daña al entorno. Contamos con diversos sistemas de recuperación y reciclaje que funcionan a nivel mundial en la actualidad. Es posible reciclar y reutilizar muchas de las piezas, mientras que las sustancias dañinas y los metales pesados se tratan siguiendo un método que no perjudique al medio ambiente. Si desea obtener más información acerca del programa de reciclaje, póngase en contacto con su proveedor local de LG o con un representante empresarial de nuestra marca.

Basamos nuestra visión y nuestras políticas en un mundo más limpio y para ellos optamos por un entorno global como tarea principal de nuestra evolución como empresa. Visite nuestra página Web para obtener más información sobre nuestras políticas ecológicas.
http://www.lg.com/global/sustainability/environment/take-back-recycling.jsp

PORTUGUÊS

Informações relacionadas à preservação ambiental

A LGE anunciou a 'LG Declaration for a Cleaner Environment' (Declaração da LG para um ambiente mais limpo) em 1994 e esse ideal tem servido desde então como um princípio administrativo de orientação. A Declaração é a base que nos tem permitido realizar atividades favoráveis ao ambiente com consideração atenta aos aspectos econômicos, ambientais e sociais.

Promovemos atividades de preservação ambiental e desenvolvemos nossos produtos para englobar especificamente o conceito de favorável ao ambiente. Reduzimos os materiais perigosos contidos em nossos produtos. Por exemplo, não há cádmio em nossos produto.

Informações relacionadas à reciclagem

Este produto pode conter peças que podem representar riscos ao ambiente. É importante que ele seja reciclado após o uso.

A LGE cuida de todos os produto descartados através de um método de reciclagem agradável ao ambiente. Há vários sistemas de devolução e reciclagem atualmente em operação no mundo. Muitas peças serão reutilizadas e recicladas e as substâncias nocivas e os metais pesados passarão por tratamento através de um método favorável ao ambiente.

Para obter mais informações sobre nosso programa de reciclagem, entre em contato com seu fornecedor LG local ou com um representante corporativo da LG.

Definimos nossa visão e nossas políticas relacionadas a um mundo mais limpo selecionando a questão do ambiente global como uma tarefa de aprimoramento corporativo. Visite nosso site para obter mais informações sobre nossas políticas de meio ambiente.
http://www.lg.com/global/sustainability/environment/take-back-recycling.jsp

NEDERLANDS

Informatie met betrekking tot het behoud van het milieu

LGE publiceerde in 1994 de 'LG Declaration for a Cleaner Environment' (de LG-verklaring met betrekking tot een schoner milieu). Deze verklaring en het ideaal van een schoner milieu fungeren sindsdien als een bestuurlijke leidraad voor onze onderneming. Op basis van deze verklaring ontplooien wij milieuvriendelijke activiteiten, waarbij er zowel met sociale en economische aspecten, als met milieuaspecten zorgvuldig rekening wordt gehouden.

Wij ondersteunen activiteiten die zijn gericht op het behoud van het milieu en wij houden bij het ontwikkelen onze producten specifiek rekening met de milieuvriendelijkheid van onze producten. Wij minimaliseren het gebruik van schadelijke stoffen in onze producten. Er wordt bijvoorbeeld geen cadmium verwerkt in onze product.

Informatie met betrekking tot recycling

Deze product bevat materialen die schadelijk zouden kunnen zijn voor het milieu. Het is belangrijk dat deze product aan het einde van zijn levensduur wordt gerecycled.

LGE verwerkt alle afval product via een milieuvriendelijke recyclingmethode. Hiervoor worden er momenteel wereldwijd verscheidene inname- en recyclingsystemen gehanteerd. Een groot aantal onderdelen wordt opnieuw gebruikt en gerecycled, waarbij schadelijke stoffen en zware metalen volgens een milieuvriendelijke methode worden verwerkt.

Voor meer informatie over ons recyclingprogramma kunt u contact opnemen met uw plaatselijke LGvertegenwoordiger of een LG-vestiging.

Onze visie en ons beleid met betrekking tot een schonere wereld vloeien voort uit het feit dat wij het milieu hebben aangemerkt als een onderwerp dat speciale aandacht verdient binnen onze onderneming. Bezoek onze website voor meer informatie over ons 'groene' beleid.
http://www.lg.com/global/sustainability/environment/take-back-recycling.jsp

РУССКИЙ

Информация по охране окружающей среды

В 1994 году корпорация LGE опубликовала «Декларацию LG по охране окружающей среды», которая с тех пор служит основным принципом управления. На основе этой декларации мы смогли предпринять действия, обеспечивающие безопасность окружающей среды, уделяя при этом должное внимание экономическим, экологическим и социальным аспектам.

Мы стимулируем деятельность по охране окружающей среды, уделяя особое внимание разработке нашей продукции в соответствии с концепцией экологической безопасности. Мы сводим к минимуму содержание опасных веществ в нашей продукции. Например, в наших продукт вы не найдете кадмия.

Информация по утилизации отходов.

Этот продукт может содержать компоненты, которые могут нанести ущерб окружающей среде. Необходимо утилизировать продукт после использования.

Корпорация LGE перерабатывает все бракованные продукт с помощью экологически приемлемого метода утилизации отходов. По всему миру действуют системы утилизации отходов и возврата использованной продукции. Многие компоненты будут вторично использованы и утилизированы, в то время как вредные вещества и тяжелые металлы будут обработаны с помощью экологически приемлемого метода.

За более подробной информацией по нашей программе утилизации отходов обращайтесь к местному поставщику или представителю корпорации LG.

Мы ориентируемся на обеспечение экологической безопасности, ставя себе целью глобальную защиту окружающей среды. Дополнительную информацию о нашей политике по охране окружающей среды вы можете найти на нашем сайте: http://www.lg.com/global/sustainability/environment/take-back-recycling.jsp

CIS countries only

Дополнительная информация / Additional information

РУССКИЙ

Назначение
Устройство предназначено для обработки данных и отображения текстовой/ графической информации.

Правила транспортировки и хранения

1. Устройство должно транспортироваться и храниться строго в соответствии с маркировкой на упаковке.
2. При транспортировке и хранении категорически не допускается падение и любые механические воздействия на упакованное устройство.
3. Перевозить устройство необходимо таким образом, чтобы левая или правая стороны были ориентированы по направлению движения (применимо для упаковок, рассчитанных на вертикальную транспортировку).
4. При транспортировке и хранении необходимо соблюдать предел по количеству ярусов в штабеле, в соответствии с маркировкой на упаковке.
5. При транспортировке и хранении необходимо защищать упакованное устройство от воздействия влаги.
6. Устройство необходимо переносить в горизонтальном или вертикальном положении, согласно маркировке и/или расположению ручек на упаковке.
7. Устройства хранят в упакованном виде в темных, сухих, чистых, хорошо вентилируемых помещениях, изолированных от мест хранения кислот и щелочей.

Реализация

- Продажа продукции осуществляется в соответствии с правилами, установленными действующим законодательством страны, на территории которой она реализуется.

Утилизация использованного оборудования

1. Использованные электрические изделия могут содержать опасные вещества, поэтому правильная утилизация использованного оборудования поможет предотвратить возможные негативные последствия для окружающей среды и здоровья человека.
2. Вы можете связаться с органами местного самоуправления для получения подробных сведений о ближайшем пункте приема отходов электрического и электронного оборудования (WEEE).

Дата изготовления

- Информацию о месяце и годе изготовления можно найти на этикетке, расположенной на задней панели устройства, в следующем формате: MM/YYYY, где MM – месяц, YYYY - год изготовления.

Сертификация

- Информацию по сертификации наших приборов, данные о номере сертификата и сроке его действия, Вы можете получить позвонив в Службу поддержки клиентов LG по бесплатному телефону.

ENGLISH

Purpose

The device is intended for data processing and visual display of textual/graphical information.

Rules of transportation and storage

1. The product should be transported and stored strictly in accordance with the marking on the package.
2. During transportation and storage is strictly not allowed and any drop in mechanical exposure of the packaged device.
3. Carry products are required so that the left or right side was oriented in the direction of movement (applicable to packages designed for the vertical transportation).
4. During transportation and storage must comply with the limit on the number of tiers in the stack, in accordance with the marking on the package.
5. During transportation and storage is necessary to protect the packaged device from moisture.
6. Products need to move in a horizontal or vertical position, according to the labeling and/or location of the handles on the packaging.
7. Products remain Packed in a dark, dry, clean, well-ventilated areas, isolated from the storage of acids and alkalis.

Realization

- The sale of products is performed in accordance with the rules established by the current legislation of the country in which it is realized.

Disposal of your old appliance

1. Old electrical products can contain hazardous substances so correct disposal of your old appliance will help prevent potential negative consequences for the environment and human health.
2. You can take your appliance either to the shop where you purchased the product, or contact your local government waste office for details of your nearest authorised WEEE collection point.
   - Information about the month and year of manufacture can be found on a label located on the back of the Product, in the following format: MM/YYYY, where MM – month, YYYY - year of manufacture.
   - Information on the certification of our devices, the data on the number of the certificate and its validity period, you can contact customer support LG free phone.

НАИМЕНОВАНИЕ И АДРЕС ПРОИЗВОДИТЕЛЯ

English	
Name	LG Electronics Nanjing New Technology Co., Ltd.
Address	346, Yaoxin Road Economic & Technical Development Zone, Nanjing, 210038, People's Republic of China
Россия	
Наименование	ЛГ Электроникс Нанжинг Нью Технолоджи Ко., ЛТД
Адрес	КИТАЙ, улица Яоксин роад экономической зоны и технического развития, дом 346, Нанджинг, 210038

НАИМЕНОВАНИЕ И АДРЕС ИМПОРТЕРА

	Россия
Наименование	ООО «ЛГ Электроникс РУС»
Адрес	143160, Российская Федерация, Московская область, Рузский городской округ, территория Минское шоссе, километр 86-й, дом 9

UKRAINE only

Обмеження України на наявність небезпечних речовин

Устаткування відповідає вимогам технічного регламету щодо обмеженного використання небезпечних речовин в електричному і електронному обладнанні.

Ukraine Restriction of Hazardous Substances

The equipment complies with requirements of the Technical Regulation, in terms of restrictions for the use of certain dangerous substances in electrical and electronic equipment.

PACKING INFORMATION (CUSTOMS UNION)

РУССКИЙ

Символ «петля Мебиуса» указывает на возможность утилизации упаковки. Символ может быть дополнен обозначением материала упаковки в виде цифрового и/или буквенного обозначения.

ҚАЗАҚША

Символ қаптаманы жою мүмкіндігін көрсетеді. Символ сандық код және/немесе әріп белгілері түріндегі қаптама материалының белгісімен толықтырылуы мүмкін.

GREEN MARK (for Japan)

本製品は、日本工業規格（JIS C0950:2008)における「電気・電子機器の特定の化学物質の含有表示方法」（通稱J－Moss）の規定する特定化学物質の含有率が
基準値以下に管理された製品あるため、J-Mossグリーンマークを表示しています。
特定の化学物質（鉛、水銀、カドミウム、六価クロム、PBB、PBDE）の含有についての情報は下記Webサイトをご覧下さい。
Webサイト：
http://www.lg.com/jp/eco/j-moss

WEEE

ENGLISH

(UK, Ireland)

Disposal of your old appliance

1 This crossed-out wheeled bin symbol indicates that waste electrical and electronic products (WEEE) should be disposed of separately from the municipal waste stream.

2 Old electrical products can contain hazardous substances so correct disposal of your old appliance will help prevent potential negative consequences for the environment and human health. Your old appliance may contain reusable parts that could be used to repair other products, and other valuable materials that can be recycled to conserve limited resources.

3 You can take your appliance either to the shop where you purchased the product, or contact your local government waste office for details of your nearest authorised WEEE collection point. For the most up to date information for your country please see www.lg.com/global/recycling

БЪЛГАРСКИ

(Bulgaria)

Изхвърляне на стария уред

1 Символът със зачертания контейнер показва, че отпадъците от електрическо и електронно оборудване (ОЕЕО) трябва да се изхвърлят отделно от битовите отпадъци.

2 Старите електрически продукти могат да съдържат опасни вещества и правилното изхвърляне на Вашия уред ще помогне за предотвратяване на негативните последствия за околната среда и човешкото здраве. Вашият стар уред може да съдържа части за многократна употреба, които биха могли да бъдат използвани за ремонт на други продукти, както и други ценни материали, които могат да бъдат рециклирани с цел запазване на ограничените ресурси.

3 Можете да занесете Вашия уред или в магазина, от който сте го закупили или можете да се свържете с местния държавен офис за отпадъците, за да получите информация за най-близкия разрешен ОЕЕО пункт за събиране на отпадъци. За най-актуална информация от Вашата държава, моля, погледнете тук: www.lg.com/global/recycling

HRVATSKI

(Croatia)

Zbrinjavanje starog uređaja

1 Ovaj simbol prekrižene kante za smeće na kotačićima označava kako se otpadni električni i električni proizvodi (WEEE) moraju zbrinjavati odvojeno od komunalnog otpada.

2 Dotrajali električni proizvodi mogu sadržavati opasne tvari stoga će ispravno zbrinjavanje vaših dotrajalih uređaja pomoći u sprječavanju potencijalnih negativnih posljedica na okoliš i ljudsko zdravlje. Vaš dotrajao uređaj može sadržavati dijelove koji se mogu ponovo iskoristiti za popravak drugih proizvoda te druge vrijedne materijale koji se mogu reciklirati i tako sačuvati ograničene resurse.

3 Ovisno o razini smetnje / štete i dobi stavke, stari proizvodi mogu se popraviti za više radnog života koji će spriječiti izbjeći otpada. Proizvodi koji nisu prikladni za ponovnu uporabu može se reciklirati da se oporavim vrijedne resurse i pomoći da se smanji globalno potrošnju novih sirovina.

4 Uređaj možete odnijeti u trgovinu u kojoj ste kupili proizvod ili možete kontaktirati ured za zbrinjavanje otpada kod vaših mjesnih nadležnih tijela te od njih saznati više informacija o najbližem ovlaštenom WEEE sabirnom centru. Za najnovije informacije iz svoje države pogledajte internetske stranice www.lg.com/global/recycling

ČESKY

(Czech)

Likvidace starého přístroje

1 Tento symbol přeškrtnutého koše značí, že odpad z elektrických a elektronických výrobků (WEEE) je nutné likvidovat odděleně od linky komunálního odpadu.

2 Staré elektrické výrobky mohou obsahovat nebezpečné látky, takže správná likvidace starých přístrojů pomůže zabránit potenciálním negativním důsledkům pro životní prostředí a lidské zdraví. Staré přístroje mohou obsahovat znovu použitelné díly, které lze použít k opravě dalších výrobků a další cenné materiály, které lze recyklovat a šetřit tak omezené zdroje.

3 Spotřebič můžete zanést buď do obchodu, kde jste ho zakoupili nebo se obrátit na místní správu komunálních odpadů, kde získáte podrobné informace o autorizovaném sběrném místě WEEE. Pro poslední aktuální informace z vaší země si prosím prostudujte web www.lg.com/global/recycling

DANSK

(Denmark)

Bortskaffelse af dit gamle apparat

1 Dette symbol med en affaldsspand med kryds over angiver at elektrisk og elektronisk affald (WEEE) skal bortskaffes og genbruges korrekt, adskilt fra kommunens husholdningsaffald.

2 Gamle elektriske produkter kan indeholde farlige stoffer, så når du bortskaffer dit gamle apparat på korrekt vis, hjælper du med at forhindre mulige negative konsekvenser for miljø og mennesker. Dit gamle apparat kan indeholde dele som kan genbruges, fx til at reparere andre produkter, eller værdifulde materialer som kan genbruges og derved begrænse spild af værdifulde ressourcer.

3 Du kan enten tage apparatet til den butik hvor du købte det, eller kontakte dit lokale affaldskontor angående oplysninger om det nærmeste, autoriserede WEEE-samlepunkt. Find de sidste nye oplysninger for dit land på www.lg.com/global/recycling

SUOMI

(Finland)

Vanhan laitteesi hävittäminen

1 Tämä ylirastitettu jäteastian merkki ilmaisee, että sähkö- ja elektronikkalaitteiden jätteet (WEEE) tulee pitää erillään kotitalousjätteestä ja viedä kunnalliseen kierrätyskeskukseen.

2 Vanhat sähkötuotteet voivat pitää sisällään vaarallisia aineita, joten loppuun käytetyn laitteen oikea hävittäminen ehkäisee ympäristö- ja terveyshaittoja. Vanha laitteesi saattaa pitää sisällään uudelleen käytettäviä osia, joita voidaan käyttää korjaamaan muita tuotteita, sekä arvokkaita materiaaleja, joita voidaan kierrättää rajoitettujen resurssien säästämiseksi.

3 Voit viedä laitteesi joko liikkeeseen, josta hankit tuotteen, tai ottaa yhteyttä paikallishallintosi ympäristötoimistoon koskien lähintä valtuutettua WEEE -keräyspistettä. Kaikkein viimeisimmät tiedot koskien maatasi, ks. osoitteessa www.lg.com/global/recycling

FRANÇAIS

(France)

Recyclage de votre ancien appareil

1 Ce symbole de poubelle barrée d'une croix indique que votre équipement électrique et électronique (EEE) ne doit pas être jeté avec les ordures ménagères. Il doit faire l'objet d'un tri et d'une collecte sélective séparée.

2 Les équipements électriques que vous jetez peuvent contenir des substances dangereuses. Il est donc important de les jeter de façon appropriée afin d'éviter des impacts négatifs sur l'environnement et la santé humaine. L'équipement que vous jetez peut également contenir des pièces réutilisables pour la réparation d'autres produits ainsi que des matériaux précieux pouvant être recyclés pour préserver les ressources de la planète.

3 Vous pouvez rapporter votre appareil au commerçant qui vous l'a vendu ou contacter votre collectivité locale pour connaitre les points de collecte de votre EEE. Vous trouverez également des informations à jour concernant votre pays en allant sur www.quefairedemesdechets.fr

NEDERLANDS

(Netherlands)

Verwijdering van uw oude apparaat

1 Dit symbool van de doorgekruiste vuilnisbak geeft aan dat afgedankte elektrische en elektronische producten (WEEE) afzonderlijk van het huishoudelijke afval moeten worden verwijderd.

2 Oude elektrische producten kunnen gevaarlijke stoffen bevatten, dus een juiste verwijdering van uw oude apparaat helpt bij het voorkomen van mogelijke negatieve gevolgen voor het milieu en de volksgezondheid. Uw oude apparaat kan herbruikbare onderdelen bevatten die kunnen worden gebruikt voor het repareren van andere producten, en andere waardevolle materialen die kunnen worden gerecycled voor het behoud van beperkte grondstoffen.

3 U kunt uw apparaat meenemen naar de winkel waar u het product heeft gekocht, of u kunt contact opnemen met uw plaatselijke afvalverwerking instantie voor de gegevens van uw dichtstbijzijnde geautoriseerde WEEE-verzamelpunt. Voor de meest recente informatie voor uw land verwijzen wij u naar www.lg.com/global/recycling

DEUTSCH

(Germany)

Entsorgung Ihrer Altgeräte

1 Das durchgestrichene Symbol eines fahrbaren Abfallbehälters weist darauf hin, dass Elektro- und Elektronik- Produkte (WEEE) getrennt vom Hausmüll entsorgt werden müssen. Bitte entsorgen Sie Altgeräte getrennt von anderem Abfall und bringen Sie diese zu einer ausgewiesenen Sammelstelle für das Recycling von elektrischen und elektronischen Geräten. Falls die Geräte Batterien oder Lampen enthalten, die vom Endverbraucher ohne Beschädigung leicht entnommen werden können, trennen Sie diese bitte vor der Entsorgung von den Hauptgeräten, es sei denn, Sie möchten, dass die alten Geräte wiederverwendet werden (alte Batterien und Lampen werden getrennt gesammelt).
Bitte beachten Sie auch, dass Sie persönlich dafür verantwortlich sind, personenbezogene Daten auf dem Gerät zu löschen, bevor Sie Ihre Geräte entsorgen.

2 Alte elektrische Produkte können gefährliche Substanzen enthalten, die eine korrekte Entsorgung dieser Altgeräte erforderlich machen, um schädliche Auswirkungen auf die Umwelt und die menschliche Gesundheit zu vermeiden. Ihre ausgedienten Geräte können wiederverwendbare Teile enthalten, mit denen möglicherweise andere Produkte repariert werden können, aber auch sonstige wertvolle Materialien enthalten, die zur Schonung knapper Ressourcen recycelt werden können.

3 Sie können Ihr Gerät entweder in den Laden zurückbringen, in dem Sie das Produkt ursprünglich erworben haben oder Sie kontaktieren Ihre Gemeindeabfallstelle für Informationen über die nächstgelegene autorisierte WEEE Sammelstelle.
Bitte beachten Sie, dass einige* Vertreiber verpflichtet sind :

- bei der Abgabe eines neuen Elektro- oder Elektronikgerätes an einen Endnutzer ein Altgerät des Endnutzers der gleichen Geräteart unentgeltlich zurückzunehmen, und
- Altgeräte, die in keiner äußeren Abmessung größer als 25 Zentimeter sind, im Einzelhandelsgeschäft oder in unmittelbarer Nähe hierzu unentgeltlich zurückzunehmen;
  Wenn Offline oder Online Händler Neugeräte an Privathaushalte liefern, sind sie verpflichtet, Altgeräte direkt bei diesen abzuholen oder Rückgabemöglichkeiten in zumutbarer Entfernung anzubieten. Daher empfehlen wir Ihnen sich für weitere Informationen an Ihren Händler zu wenden.

4 LG Electronic Deutschland GmbH ist ordnungsgemäß als Hersteller in Deutschland registriert. Damit trägt LG deutschlandweit zur Sammlung von Elektro- und Elektronik-Altgeräten bei, die Sie in kommunalen Getrenntsammelstellen abgeben. Die aktuellsten Informationen finden Sie unter:
www.lg.com/global/recycling oder https://www.lg.com/de/support/altgeraete-rueckgabe.

* Vertreiber mit einer Verkaufsfläche für Elektro- und Elektronikgeräte von mindestens 400 Quadratmetern sowie Vertreiber von Lebensmitteln mit einer Gesamtverkaufsfläche von mindestens 800 Quatratmetern, die Elektro- und Elektronikgeräte anbieten

ENGLISH

ΕΛΛΗΝΙΚΑ

(Greece)

Απόρριψη της παλιάς σας συσκευής

1 Αυτό το διαγραμμένο σύμβολο του τροχοφόρου κάδου υποδεικνύει ότι τα απόβλητα ηλεκτρικών και ηλεκτρονικών προϊόντων (ΑΗΗΕ) πρέπει να απορρίπτονται χωριστά από τα γενικά οικιακά απορρίμματα.

2 Τα παλιά ηλεκτρικά προϊόντα μπορεί να περιέχουν επικίνδυνες ουσίες και ως εκ τούτου η σωστή απόρριψη της παλιάς σας συσκευής αποτρέπει ενδεχόμενες αρνητικές συνέπειες για το περιβάλλον και την ανθρώπινη υγεία. Η παλιά σας συσκευή μπορεί να περιέχει επαναχρησιμοποιήσιμα ανταλλακτικά που θα μπορούσαν να χρησιμοποιηθούν για την επισκευή άλλων προϊόντων, καθώς και άλλα υλικά αξίας που μπορούν να ανακυκλωθούν για εξοικονόμηση των περιορισμένων φυσικών πόρων.

3 Μπορείτε να πάτε τη συσκευή σας, είτε στο κατάστημα από το οποίο αγοράσατε το προϊόν, ή να επικοινωνήσετε το τοπικό γραφείο απορριμμάτων για λεπτομέρειες σχετικά με το πλησιέστερο εγκεκριμένο σημείο συλλογής ΑΗΗΕ (Απόβλητα Ηλεκτρικών και Ηλεκτρονικών Συσκευών). Για τις πιο πρόσφατες πληροφορίες για τη χώρα σας επισκεφθείτε τη διεύθυνση www.lg.com/global/recycling

MAGYAR

(Hungary)

A régi készülék ártalmatlanítása

1 A leselejtezett elektromos és elektronikai termékeket a háztartási hulladéktól elkülönítve kell begyűjteni, a jogszabályok által kijelölt módon és helyen.

2 Régi készülékeinek megfelelő leselejtezése segíthet megelőzni az esetleges egészségre vagy környezetre ártalmas hatásokat.

3 Ha további információra van szüksége régi készülékeinek leselejtezésével kapcsolatban, lépjen kapcsolatba velünk a szelektalok.hu oldalon ahol tájékoztatjuk Önt visszavételi, átvételi, gyűjtési és kezelési kötelezettségeinkről.

ITALIANO

(Italy)

Smaltimento delle apparecchiature obsolete

1 Tutte le apparecchiature elettriche ed elettroniche, contrassegnate da questo simbolo ("bidone della spazzatura barrato da una croce"), devono essere raccolte e smaltite separatamente rispetto agli altri rifiuti urbani misti mediante impianti di raccolta specifici installati da enti pubblici o dalle autorità locali. Si ricorda che gli utenti finali domestici possono consegnare gratuitamente le apparecchiature elettriche ed elettroniche a fine vita presso il punto vendita all'atto dell'acquisto di una nuova apparecchiatura equivalente. Gli utenti finali domestici possono inoltre consegnare gratuitamente apparecchiature elettriche ed elettroniche di piccolissime dimensioni (non eccedenti i 25 cm) a fine vita direttamente presso un punto vendita a ciò abilitato, senza obbligo di acquistare una apparecchiatura nuova di tipo equivalente. Si prega di informarsi previamente presso il punto vendita prescelto circa tale ultima modalità di conferimento dell'apparecchiatura a fine vita.

2 Il corretto smaltimento dell'unità obsoleta contribuisce a prevenire possibili conseguenze negative sulla salute degli individui e sull'ambiente. Una gestione responsabile del fine vita delle apparecchiature elettriche ed elettroniche da parte degli utenti contribuisce al riutilizzo, al riciclaggio ed al recupero sostenibile dei prodotti obsoleti e dei relativi materiali.

3 Per informazioni più dettagliate sullo smaltimento delle apparecchiature obsolete, contattare l'ufficio del comune di residenza, il servizio di smaltimento rifiuti o il punto vendita in cui è stato acquistato il prodotto. (www.lg.com/global/recycling)

NORSK

(Norway)

Avhending av gamle apparater

1 Dette symbolet av en utkrysset avfallsdunk indikerer at kassert elektronikk og elektroniske produkter (WEEE) skal kastes separat fra husholdningsavfall og leveres til den kommunale resirkuleringen.

2 Gamle elektriske produkter kan inneholde farlige stoffer, så korrekt avfallshåndtering av det gamle apparatet bidrar til å hindre potensielt negative konsekvenser for miljøet og andres helse. Gamle apparater kan inneholde gjenbrukbare deler som kan brukes til å reparere andre produkter og andre verdifulle materialer som kan resirkuleres for å bevare begrensede ressurser.

3 Du kan bringe apparatet enten til butikken der du kjøpte produktet, eller ta kontakt med den lokale myndighetens avfallskontor for informasjon om nærmeste autoriserte innsamlingspunkt for el-avfall (WEEE-avfall). For den mest oppdaterte informasjonen for ditt land, gå til www.lg.com/global/recycling.

POLSKI

(Poland)

Utylizacja starego urządzenia

1 Symbol przekreślonego pojemnika na odpady na kółkach oznacza, że produkty elektryczne lub elektroniczne (WEEE) należy zutylizować poza obiegiem odpadów komunalnych.

2 Stare produkty elektroniczne mogą zawierać niebezpieczne substancje. Właściwa utylizacja starego urządzenia pozwoli uniknąć potencjalnych negatywnych skutków dla środowiska i zdrowia. Stare urządzenie może zawierać części wielokrotnego użytku, które mogą zostać wykorzystane do naprawy innych produktów lub inne wartościowe materiały, które można przetworzyć, aby oszczędzać zasoby naturalne.

3 Urządzenie można oddać do sklepu, w którym zostało kupione lub skontaktować się z lokalnym urzędem gospodarki odpadami, aby uzyskać informacje o najbliższym punkcie zbiórki WEEE. Aby uzyskać aktualne informacje z zakresu gospodarki odpadami obowiązującej w danym kraju, należy odwiedzić stronę http://www.lg.com/global/sustainability/environment/take-back-recycling/global-network-europe (plik PDF : "For more information about how to recycle LG products in your country".

PORTUGUÊS

(Portugal)

Eliminação do seu aparelho usado

1 Este símbolo de um caixote do lixo com rodas e linhas cruzadas sobrepostas indica que os resíduos de produtos elétricos e eletrónicos (REEE) devem ser eliminados separadamente do lixo doméstico.

2 Os produtos elétricos usados podem conter substâncias perigosas, pelo que, a eliminação correta do seu aparelho usado pode contribuir para evitar potenciais consequências negativas para o ambiente e saúde humana. O seu aparelho usado pode conter peças reutilizáveis que podem ser usadas para reparar outros produtos e outros materiais úteis que podem ser reciclados para preservar os recursos limitados.

3 Pode levar o seu aparelho à loja onde o adquiriu, ou contactar a sua entidade local de recolha e tratamento de resíduos para obter mais informações relativas ao ponto de recolha de REEE autorizado mais próximo. Para obter informações mais atualizadas relativas ao seu país, visite www.lg.com/global/recycling

ROMÂNĂ

(Romania)

Eliminarea aparatului vechi

1 Simbolul de pubelă indică faptul că deșeurile de echipamente electrice și electronice (DEEE) trebuie eliminate separat de celelalte deșeuri.

2 Produsele electrice și electronice vechi conțin substanțe periculoase. Astfel, prin eliminarea corespunzătoare veți contribui la prevenirea deteriorării mediului înconjurător și al sănătății umane. Este posibil ca dispozitivul dvs. vechi să conțină piese componente care pot fi folosite pentru repararea altor produse sau materiale importante ce pot fi reciclate în scopul economisirii resurselor limitate.

3 Dispozitivul vechi poate fi returnat magazinului de unde a fost achiziționat sau puteți contacta firma responsabilă pentru eliminarea deșeurilor în scopul aflării locației unității autorizate pentru reciclarea deșeurilor electrice și electronice (WEEE). Pentru informații mereu actualizate și referitoare la țara dvs. vă rugăm să vizitați pagina web www.lg.com/global/recycling.

SRPSKI

(Serbia)

Odlaganje starog aparata

1 Ovaj simbol precrtana kanta za smeće pokazuje da električni i elektronski otpad (WEEE) treba da se odlaže odvojeno od običnog komunalnog otpada.

2 Stari električni aparati mogu da sadrže otrovne supstance, tako da će pravilno odlaganje Vašeg starog aparata pomoći sprečavanju pojave negativnih posledica po životnu sredinu i zdravlje ljudi. Vaš stari aparat može da sadrži delove za višekratnu upotrebu koji se mogu koristiti za zamenu drugih proizvoda i druge vredne materijale koji se mogu reciklirati radi očuvanja ograničenih resursa.

3 Vaš aparat možete da odnesete u radnju gde ste ga kupili ili da kontaktirate lokalnu vladinu kancelariju za otpad kako biste dobili informaciju o najbližoj autorizovanoj WEEE stanici za odlaganje ovog otpada. Za najnovije informacije za Vašu zemlju, molimo Vas da pogledate web stranicu www.lg.com/global/recycling.

SLOVENČINA

(Slovakia)

Zneškodnenie starého spotrebiča

1 Tento symbol prečiarknutého odpadkového koša na kolieskach znamená, že odpad z elektrických a elektronických zariadení (WEEE) musí byť zneškodnený samostatne od komunálneho odpadu.

2 Staré elektrické produkty môžu obsahovať nebezpečné latky, preto správne zneškodnenie vášho starého spotrebiča pomôže zabrániť potenciálnym negatívnym dopadom na prostredie a ľudské zdravie. Váš starý spotrebič môže obsahovať diely, ktoré možno opätovne použiť na opravu iných produktov, a iné cenné materiály, ktoré možno recyklovať s cieľom chrániť obmedzené zdroje.

3 Svoj spotrebič môžete zaniesť do predajne, kde ste produkt zakúpili, alebo sa môžete obrátiť na oddelenie odpadov miestnej samosprávy a požiadať o informácie o najbližšom zbernom mieste odpadu z elektrických a elektronických zariadení (WEEE). Najnovšie informácie platné pre vašu krajinu nájdete na stránke www.lg.com/global/recycling

ENGLISH

SLOVENŠČINA

(Slovenia)

Odstranjevanje vaše stare naprave

1 Prečrtan simbol smetnjaka opozarja, da je treba odpadne električne in elektronske izdelke (OEEI) odstranjevati ločeno od ostalih komunalnih odpadkov.

2 Odpadni električni izdelki lahko vsebujejo nevarne snovi, zato s pravilnim odstranjevanjem stare naprave prispevate k preprečevanju morebitnih negativnih vplivov na okolje in zdravje ljudi. Vaša stara naprava lahko vsebuje dele, ki jih je mogoče uporabiti za popravilo drugih izdelkov, in druge dragocene materiale, ki jih je mogoče reciklirati in s tem ohraniti omejene vire.

3 Svojo napravo lahko odnesete v trgovino, kjer ste jo kupili, ali pa se glede podrobnosti o najbližjem pooblaščenem zbirnem mestu za odpadno električno in elektronsko opremo obrnite na lokalno komunalno podjetje. Za najnovejše informacije za svojo državo si oglejte www.lg.com/global/recycling.

ESPAÑOL

(Spain)

Símbolo para marcar AEE

1 El símbolo del contenedor de basura tachado con un aspa indica que la recogida separada de aparatos eléctricos y electrónicos (AEE) debe realizarse de manera separada.

2 Los productos eléctricos antiguos pueden contener sustancias peligrosas de modo que la correcta eliminación del antiguo aparato ayudará a evitar posibles consecuencias negativas para el medio ambiente y para la salud humana. El antiguo aparato puede contener piezas reutilizables que podrían utilizarse para reparar otros productos y otros materiales valiosos que pueden reciclarse para conservar los recursos limitados.

3 Este producto contiene pilas y/o acumuladores. Siempre que no sea necesaria la intervención de un profesional cualificado para ello, y antes del depósito final del producto en las instalaciones de recogida selectiva, usted debe extraer las pilas y acumuladores de forma segura y separadamente para su adecuada gestión.

4 Puede llevar el aparato a cualquiera de los centros autorizados para su recogida. Para obtener la información más actualizada para su país por favor visite www.lg.com/global/recycling

SVENSKA

(Sweden)

Bortskaffning av den gamla produkten

1 Den överkorsade soptunnesymbolen indikerar att elektroniskt och elektriskt avfall (WEEE) ska sorteras separat från hushållsavfallet och lämnas in till en av kommunen anvisad plats för återvinning.

2 Kasserade elektroniska och elektriska produkter kan innehålla farliga substanser, korrekt avfallshantering av produkten förhindrar negativa konsekvenser för miljön och den mänskliga hälsan. Din gamla produkt kan även innehålla återanvändningsbara delar som kan användas för att reparera andra produkter samt innehålla värdefulla ämnen som kan återvinnas för att spara jordens resurser.

3 Du kan ta din gamla produkt till butiken där du köpte den eller kontakta din kommun för information om närmaste WEEE-uppsamlingsställe. För att få den senaste informationen för ditt land, gå till www.lg.com/global/recycling

РУССКИЙ

(Russia)

Утилизация старого оборудования

1 Этот перечеркнутый символ мусорной корзины указывает на то, что отработанные электрические и электронные изделия (WEEE) следует утилизировать отдельно от бытовых отходов.

2 Старые электрические изделия могут содержать опасные вещества, поэтому правильная утилизация старой техники поможет предотвратить возможные негативные последствия для окружающей среды и здоровья человека. Старая техника может содержать детали, которые могут быть повторно использованы для ремонта других изделий, а также другие ценные материалы, которые можно переработать, чтобы сохранить ограниченные ресурсы.

3 Вы можете отнести свое устройство в магазин, где оно был приобретено, либо связаться с органами местного самоуправления для получения подробных сведений о ближайшем пункте приема отходов электрического и электронного оборудования (WEEE). Для получения актуальной информации относительно вашей страны обращайтесь по адресу: www.lg.com/global/recycling

TÜRKÇE

(Turkey)

Eski cihazınızın atılması

1 Tüm elektrikli ve elektronik atıklar, devlet ya da yerel yetkililer tarafından belirlenen toplama merkezlerinde ayrı olarak imha edilmelidir. Atık elektrikli ve elektronik aletler belediyeler tarafından kurulan toplama noktalarına teslim edilmeli veya aldığınız yeni ürünü satıcınız adresinize teslim ederken, satıcınızdan atık elektrikli ve elektronik aletinizi teslim almasını istemelisiniz.

2 Atık ürünün doğru imhası çevre ve insan sağlığı üzerindeki potansiyel olumsuz sonuçların engellenmesine yardımcı olacaktır.

3 Bu işareti içeren ürünler tehlikeli madde içerebilir. Ürünler içerisindeki tehlikeli maddeler çevre kirlenmesine veya yaralanma/ölüme sebebiyet verebilir.

4 AEEE Yönetmeliğine Uygundur.

5 Eski ürününüzün imhası hakkında daha fazla bilgi için lütfen belediyeniz ya da ürünü aldığınız mağaza ile iletişime geçiniz. (www.lg.com/global/recycling)

УКРАЇНСЬКА

(Ukraine)

Утилізація старого обладнання

1 Цей перекреслений символ сміттєвого кошика вказує, що відпрацьовані електричні та електронні вироби (WEEE) потрібно утилізувати окремо від побутових відходів.

2 Старі електричні вироби можуть містити небезпечні речовини, тому правильна утилізація старого обладнання допоможе запобігти можливим негативним наслідкам для навколишнього середовища та здоров'я людини. Старе обладнання може містити деталі, які можуть бути використані повторно для ремонту інших виробів, а також інші цінні матеріали, які можливо переробити, щоб зберегти обмежені ресурси.

3 Ви можете віднести свій прилад в магазин, де його було придбано, або зв'язатися з органами місцевого самоврядування, щоб отримати докладні відомості про найближчий пункт прийому відходів електричного та електронного обладнання (WEEE). Щоб отримати найсвіжішу інформацію щодо вашої країни, звертайтеся за адресою: www.lg.com/global/recycling

ҚАЗАҚША

(Kazakhstan)

Ескі жабдықты жою және қайта өңдеу

1 Сызылған қоқыс белгісі, пайдаланылған электр өнімдерін (WEEE өнімдері) тұрмыстық қалдықтардан бөлек тастау керектігін көрсетеді.

2 Ескі электр бұйымдарында қауіпті заттар болуы мүмкін, сондықтан ескі жабдықты дұрыс тастау қоршаған ортаға және адам денсаулығына жағымсыз салдардың алдын алуға көмектеседі. Сіздің ескі құрылғыңызда басқа өнімдерді жөндеуге қолданылатын қайта пайдалануға болатын бөлшектер, сондай-ақ шектеулі ресурстарды үнемдеу үшін қайта өңдеуге болатын басқа құнды материалдар болуы мүмкін.

3 Сіз өзіңіздің құрылғыңызды өнімді сатып алған дүкенге апара аласыз немесе WEEE-дің ең жақын уәкілетті жинау орны туралы білу үшін жергілікті муниципалды қалдықтарды басқару кеңсесіне жүгіне аласыз. Сіздің еліңіз үшін ең соңғы ақпаратты www.lg.com/global/recycling сайтына қарауға болады.

EESTI

(Estonian)

Vana seadme hävitamine

1 Läbikriipsutatud ristiga prügikasti sümbol tähendab, et elektri- ja elektroonikaseadmete (WEEE) jäätmed tuleb kõrvaldada olmeprügist eraldi.

2 Vanad elektriseadmed võivad sisaldada ohtlikke koostisosi, seega aitab prügi nõuetekohane hävitamine vältida võimalikku negatiivset mõju loodusele ja inimeste tervisele. Teie kasutatud seade võib sisaldada taaskasutatavaid osi, millega saab parandada teisi seadmeid ning muid väärtuslikke materjale, mida saab taaskasutada, et säilitada piiratud ressursse.

3 Saate viia oma seadme kas kauplusse, kust see on ostetud või võtta ühendust kohaliku prügiveo ettevõttega, et saada lisainfot oma lähima WEEE jäätmete kogumiskoha kohta. Kõige ajakohasemat infot oma riigi kohta vaadake www.lg.com/global/recycling

LATVIEŠU

(Latvian)

Jūsu vecās ierīces likvidēšana

1 Šis simbols – pārsvītrota atkritumu tvertne uz riteņiem – norāda, ka elektrisko un elektronisko iekārtu atkritumi (EEIA) jāutilizē atsevišķi no sadzīves atkritumu plūsmas.

2 Veci elektriskie izstrādājumi var saturēt bīstamas vielas, tādēļ jūsu vecās ierīces pareiza utilizācija palīdzēs novērst iespējamās negatīvās sekas videi un cilvēka veselībai. Jūsu vecā ierīce var saturēt vairākkārt izmantojamas detaļas, kuras var izmantot citu izstrādājumu remontam, un citus vērtīgus materiālus, kurus var pārstrādāt, tādējādi saglabājot ierobežotus resursus.

3 Jūs varat aizvest ierīci vai nu uz veikalu, kurā šo izstrādājumu iegādājieties, vai sazināties ar vietējās pašvaldības atkritumu savākšanas iestādi un uzzināt sīkāku informāciju par tuvāko oficiālo EEIA savākšanas punktu. Jaunāko informāciju par savu valsti skatiet vietnē www.lg.com/global/recycling.

LIETUVIŲ K.

(Lithuanian)

Seno prietaiso utilizavimas

1 Išbrauktos šiukšlių dėžės simbolis rodo, kad elektros ir elektronikos įrangos atliekas (EĮĮA) reiktų utilizuoti atskirai nuo buitinių atliekų.

2 Senoje elektrinėje įrangoje gali būti pavojingų medžiagų, taigi tinkamas seno prietaiso utilizavimas padės apsisaugoti nuo galimų neigiamų pasekmių aplinkai ir žmonių sveikatai. Jūsų sename prietaise gali būti dalių, kurias galima panaudoti dar kartą taisant kitą įrangą, ir kitų vertingų medžiagų, kurias galima perdirbti siekiant tausoti ribotus išteklius.

3 Savo prietaisą galite nugabenti į parduotuvę, kurioje jį įsigijote, arba kreipkitės į vietos valdžios atliekų tarnybą ir sužinokite, kur yra artimiausia EĮĮA surinkimo vieta. Norėdami gauti daugiau informacijos apie savo šalies reikalavimus, apsilankykite www.lg.com/global/recycling.

ENGLISH

ENVIRONMENTAL INFORMATION

(India region only)

Disposal of your old appliance (as per e-waste Rules)

1. When this crossed out wheeled bin symbol is depicted on the product and its operator's manual, it means the product is covered by the e-waste Management and Handling Rules, 2011 and are meant to be recycled, dismantled, refurbished or disposed off.
2. Dos
   a. The product is required to be handed over only to the authorized recycler for disposal.
   b. Keep the product in isolated area, after it becomes non-functional/un-repairable so as to prevent its accidental breakage.

Don't
a. The product should not be opened by the user himself/herself, but only by authorized service personnel.
b. The product is not meant for re-sale to any unauthorized agencies/scrap dealer/kabariwalah.
c. The product is not meant for mixing into household waste stream.
d. Do not keep any replaced spare part(s) from the product in exposed area.

3. Any disposal through unauthorized agencies/person will attract action under Environment (Protection) Act 1986.
4. This product is complied with the requirement of Hazardous Substances as specified under Rule 13 (1) & (2) of the E-Waste (Management & Handling) Rules, 2011.
5. To locate a nearest collection centre or call for pick-up (limited area only) for disposal of this appliance, please contact Toll Free No. 1800-315-9999 / 1800-180-9999 for details. All collection centre and pick up facilities are done by third parties whith LG Electronics India Pvt. Ltd. Merely as a facilitator. For more detailed information, please visit : *http:// www.lge.com/in*.

अपने पुराने निपटान के उपकरण (ई-अपशिष्ट नियम के अनुसार)

1. .जब इस काटे गए पहिये वाले बिन का चिन्ह किसी उपकरण और इसके ओपेरटर की पुस्तिका के साथ संलग्न होता है तो इसका मतलब है कि इसे "ई-अपशिष्ट "(प्रबंधन और हथालन) नियम २०११ के अंतर्गत सम्मिलित किया गया है , और इसे नवीनीकरणकरन ,विघटन और निपटान के लिए बनाया गया है ।
2. करें :
   क . उपकरण को सिर्फ अधिकृत पुनः नवीनीकरणकर्ता को ही निपतारण करने हेतु हस्तांतरित करें ।
   ख. जब उपकरण कार्यरत न हो इसे अलग क्षेत्र में रखें ताकि उपकरण से होने वाली दुर्घटनाओ से बचा जा सके ।

   न करें :
   क. इस उपकरण को स्वयं/खुद नहीं खोलना चाहिए ! उपकरण को केवल अधिकृत अधिकारी के द्वारा ही खोला जाना चाहिए ।
   ख. इस उपकरण को पुनः बिक्री के लिए किसी भी कबाड़ीवाला / भंगार-वाला / अनाधिकृत संस्था को न दें ।
   ग. इस उपकरण को किसी घरेलू अपशिष्ट सामान के साथ मिलाकर न रखें ।
   घ. उपकरण के बदले हुए या आतंरिक पुरजो को खुले क्षेत्र में न रखें ।

3. यदि किसी अनाधिकृत विभाग या व्यक्ति के द्वारा निपटारन किया जाता है तो यह पर्यावरण (सुरक्षा) धारा १९८६ के अंतर्गत आता है ।

4. यह उत्पाद ई-अपशिष्ट (प्रबंधन और हथालन) नियम 2011 के अन्तर्गत 13(1) एवं (2) के तहत निर्दिष्ट खतरनाक पदार्थों की आवश्यकता का पालन करता है

5. उपरोक्त पदार्थों के निपटारन के लिए नजदीकी निपटारन संसथान (संकीर्ण क्षेत्र)में कॉल करें। अधिक जानकारी के लिए हमारे टोल फ्री नंबर **1800-315-9999 / 1800-180-9999** पर कॉल करें. सभी संग्रहण केंद्र व पिक-अप की सुविधाएं किसी थर्ड- पार्टी जो **LG Electronics India Pvt. Ltd.** को अपनी सेवाएं प्रदान कर रही हों, से करवाएं ।
   ज्यादा जानकारी के लिए देखें वेब:साईट : http://www.lge.com/in

Disconnect Device
- Plug and connector of the power supply cord
- Output jack of Power supply
- Main Battery Pack

LG Take-back & Recycling Policy (For USA)

LG Electronics offers a customized e-waste take-back & recycling service that meets local needs and requirements in the countries where e-waste regulations are in place, and also provides product take-back & recycling service voluntarily in some regions. LG Electronics evaluates products' recyclability at the design step selectively, with the goal of improving recyclability where practicable. Through these activities, LG Electronics seeks to contribute to conserving natural resources and protecting the environment. For more information, please visit our global site at https://www.lg.com/global/recycling

BATTERY

ENGLISH

1 This symbol may be combined with chemical symbols for mercury(Hg), cadmium(Cd) or lead(Pb) if the battery Contains more that 0.0005% of mercury, 0.002% of cadmium or 0.004% of lead.

2 All batteries/accumulators should be disposed separately from the municipal waste stream via designated collection facilities appointed by the government or the local authorities.

3 The correct disposal of Your old batteries/accumulators will help to prevent potential negative consequences for the environment, animal and human health.

4 For more detailed information about disposal of Your old batteries/accumulators, please contact Your city office, waste disposal service or the shop where You purchased the product. (*http://www.lg.com/global/sustainability/environment/take-back-recycling/global-network-europe*)

FRANÇAIS

1 Ce symbole peut être associé au symbole chimique du mercure (Hg), du cadmium (Cd) ou du plomb (Pb) si la batterie contient plus de 0,0005% de mercure, 0,002% de cadmium ou 0,004% de plomb.

2 Toutes les piles et batteries doivent être collectées séparément et emportées par les services de voierie municipaux vers des intallations spécifiques de collecte des déchets, identifiées en conséquence par le gouvernement ou par les autorités locales.

3 Le traitement correct de vos piles ou batteries usagées contribue à protéger l'environnement et la santé des personnes et des animaux.

4 Pour plus d'informations sur le traitement de vos piles ou batteries usagées, merci de bien vouloir vous adresser à votre mairie, au service de la voierie ou au magasin où vous avez acheté le produit. (*http://www.lg.com/global/sustainability/environment/take-back-recycling/global-network-europe*)

ITALIANO

1 Questo simbolo può essere combinato con i simboli di mercurio (Hg), cadmio (Cd) o piombo (Pb) se la batteria contiene più di 0,0005% di mercurio, 0,002% di cadmio 0,004% di piombo.

2 Tutte le batterie/accumulatori devono essere smaltiti separatamente dai rifiuti domestici e nei punti di raccolta designati dal governo o dalle autorità locali.

3 Il corretto smaltimento delle vecchie batterie/accumulatori consente di evitare conseguenze potenziali negative per l'ambiente e la salute umana.

4 Per informazioni più dettagliate relative allo smaltimento di vecchie batterie/accumulatori rivolgersi alla propria azienda di servizi ambientali o al servizio di smaltimento del negozio in cui avete acquistato il prodotto. (*http://www.lg.com/global/sustainability/environment/take-back-recycling/global-network-europe*)

SVENSKA

1 Denna symbol kan kombineras med de kemiska symbolerna för kvicksilver(Hg), kadmium(Cd) eller bly (Pb) om batteriet innehåller mer än, 0,0005% kvicksilver, 0,002% kadmium eller 0,004% bly.

2 Alla batterier/ackumulatorer skall hanteras åtskiljda från vanligt hushållsavfall och föras till för ändamålet avsedda uppsamlingsplatser utsedda av myndigheterna.

3 Rätt hantering av dina gamla batterier/ackumulatorer medverkar till att förhindra negativa konsekvenser för miljön, och för djurs och människors hälsa.

4 För mer detaljerad information om hanteringen av dina gamla batterier/ackumulatorer ber vi dig ta kontakt med myndigheterna där du bor, eller med affären där du köpt din apparat. (*http://www.lg.com/global/sustainability/environment/take-back-recycling/global-network-europe*)

NEDERLANDS

1 Dit symbool kan samen met de chemische symbolen voor kwik (Hg), cadmium (Cd) en lood (Pb) worden gebruikt als de batterij of de accu meer dan 0,0005% kwik, 0,002% cadmium of 0,004% lood bevat.

2 Batterijen en accu's moeten altijd gescheiden van het normale huisvuil worden afgevoerd via door de overheid aangewezen inzamelpunten.

3 Door lege batterijen en accu's op de juiste manier af te voeren, helpt u mogelijke negatieve gevolgen voor het milieu en de gezondheid van mens en dier te voorkomen.

4 Bel voor meer informatie over het afvoeren van lege batterijen en accu's de afdeling Milieudienst van het gemeentehuis van uw woonplaats, het dichtstbijzijnde erkende inleveradres of de winkel waar u het product hebt gekocht. (*http://www.lg.com/global/sustainability/environment/take-back-recycling/global-network-europe*)

SUOMI

1 Mikäli paristo tai akku sisältää yli 0,0005% elohopeaa, 0,002% kadmiumia tai yli 0,004% lyijyä, voi tämä symboli sisältää näiden kemiallisten aineiden lyhenteet kuten elohopea (Hg), kadmium (Cd) tai lyijy (Pb).

2 Kaikki paristot/akut tulisi hävittää erikseen kotitalousjätteestä, ja ne tulisi toimittaa hävitettäväksi valtion tai paikallisten viranomaisten osoittamaan keräyspisteeseen.

3 Käytettyjen paristojen/akkujen oikea hävitystapa auttaa estämään mahdollisia negatiivisia vaikutuksia ympäristölle, eläin- ja ihmisterveydelle.

4 Käytettyjen paristojen/akkujen hävityksestä saat lisätietoja ottamalla yhteyttä paikallisiin viranomaisiin, jätteenkäsittely-yhtiöön tai tuotteen hankintapaikkaan. (*http://www.lg.com/global/sustainability/environment/take-back-recycling/global-network-europe*)

DEUTSCH

1 Dieses Symbol kann mit chmeischen Symbolen für Quecksilber (Hg), Kadmium (Cd) oder Blei kombiniert sein, wenn die Batterie mehr als 0,0005 % Quecksilber, 0,002 % Kadmium oder 0,004 % Blei enthält.

2 Alle Batterien/Akkus sollten getrennt vom Hausmüll über die ausgewiesenen Sammelstellen entsorgt werden, die von staatlichen oder regionalen Behörden dazu bestimmt wurden.

3 Die ordnungsgemäße Entsorgung Ihrer alten Batterien/Akkus hilft bei der Vermeidung möglicher negativer Folgen für Mensch, Tier und Umwelt.

4 Beim Wunsch nach ausführlicheren Informationen über die Entsorgung Ihrer alten Batterien/Akkus wenden Sie sich bitte an Ihre Stadt-/ oder Gemeindeverwaltung, die für Sie zuständige Abfallbehörde oder das Geschäft, in dem Sie das Produkt gekauft haben. (*http://www.lg.com/global/sustainability/environment/take-back-recycling/global-network-europe*)

DANSK

1 Symbolet kan være kombineret med de kemiske symboler for kviksølv (Hg), kadmium (Cd) eller bly (Pb), hvis batteriet indeholer mere end 0,0005% kviksølv, 0,002%kadmium eller 0,004% bly.

2 Alle batterier/akkumulatorer bør bortskaffes på separat vis, og ikke som husholdningsaffald, men via specielle opsamlingssteder, der er udpeget af de offentlige eller lokale myndigheder.

3 Når du bortskaffer dine gamle batterier/akkumulatorer på korrekt vis, hjælper du med til at forhindre mulige negative konsekvenser på miljøet samt på dyrs og menneskers sundhed.

4 Ønsker du yderligere oplysninger om bortskaffelse af dine gamle batterier/akkumulatorer, skal du kontakte de offentlige myndigheder, genbrugspladsen eller butikken, hvor du købte produktet. (*http://www.lg.com/global/sustainability/environment/take-back-recycling/global-network-europe*)

ΕΛΛΗΝΙΚΑ

1 Αυτό το σύμβολο ενδέχεται να συνδυάζεται με χημικά σύμβολα για υδράργυρο (Hg), κάδμιο (Cd) ή μόλυβδο (Pb) εάν η μπαταρία περιέχει περισσότερο από 0,0005% υδράργυρο, 0,002% κάδμιο ή 0,004% μόλυβδο.

2 Όλες οι μπαταρίες /συσσωρευτές θα πρέπει να απορρίπτονται χωριστά από τα οικιακά απορρίμματα στις προβλεπόμενες εγκαταστάσεις συλλογής που έχει δημιουργήσει το κράτος ή οι τοπικές αρχές

3 Η σωστή απόρριψη των παλαιών μπαταριών / συσσωρευτών συμβάλλει στην πρόληψη αρνητικών επιπτώσεων για το περιβάλλον, τα ζώα και την υγεία ανθρώπων.

4 Για αναλυτικότερες πληροφορίες σχετικά με την απόρριψη των παλιών μπαταριών / συσσωρευτών, επικοινωνήστε με το δημαρχείο σας, την υπηρεσία αποκομιδής απορριμμάτων ή το κατάστημα όπου αγοράσατε το προϊόν. (*http://www.lg.com/global/sustainability/environment/take-back-recycling/global-network-europe*)

ESPAÑOL

1 Este símbolo puede aparecer junto con símbolos químicos de mercurio (Hg), cadmio (Cd) o plomo (Pb) si la batería contiene más de un 0,0005% de mercurio, un 0,002% de cadmio o un 0,004% de plomo.

2 Las baterías o acumuladores no deberán tirarse junto con la basura convencional, sino a través de los puntos de recogida designados por el gobierno o las autoridades locales.

3 La correcta recogida y tratamiento de las baterías o acumuladores antiguos contribuye a evitar las potenciales consecuencias negativas para el medio ambiente, los animales y la salud pública.

4 Para más información sobre la eliminación de baterías o acumuladores antiguos, póngase en contacto con su ayuntamiento, el servicio de recogida de basuras o el comercio en el que adquirió el producto. (*http://www.lg.com/global/sustainability/environment/take-back-recycling/global-network-europe*)

PORTUGUÊS

1 Este símbolo pode ser combinado com símbolos químicos para mercúrio (Hg), cádmio (Cd) ou chumbo (Pb) se a bateria contiver mais de 0,0005% de mercúrio, 0,002% de cádmio ou 0,004% de chumbo.

2 Todos as baterias/acumuladores devem ser eliminados em separado do lixo municipal através dos serviços de recolha designados pelas autoridades locais ou nacionais.

3 A eliminação correcta das baterias/acumuladores usadas ajuda a prevenir consequências negativas potenciais para o ambiente e para a saúde humana e animal.

4 Para informações mais detalhadas sobre a eliminação das suas baterias/acumuladores, contacte por favor os serviços de reciclagem locais, ou o local onde adquiriu o produto. (*http://www.lg.com/global/sustainability/environment/take-back-recycling/global-network-europe*)

SLOVENČINA

1 Tento symbol môže byť kombinovaný s chemickými symbolmi pre ortuť (Hg), kadmium (Cd) alebo olovo (Pb) v prípade, ak batéria obsahuje viac ako 0,0005 % ortuti, 0,002 % kadmia alebo 0,004 % olova.

2 Všetky batérie/akumulátory by sa mali likvidovať oddelene od komunálneho odpadu prostredníctvom určených zberných zariadení ustanovených štátnymi alebo miestnymi úradmi.

3 Správna likvidácia vašich starých batérií/akumulátorov pomôže zabrániť negatívnym následkom na životné prostredie, zdravotný stav ľudí a zvierat.

4 Viac informácií o likvidácii vašich starých batérií/akumulátorov vám poskytne váš mestský úrad, firma na likvidáciu odpadu alebo obchod, kde ste si výrobok kúpili. (*http://www.lg.com/global/sustainability/environment/take-back-recycling/global-network-europe*)

ČESKY

1 Tento symbol může být kombinován s chemickou značkou rtuti (Hg), kadmia (Cd) nebo olova (Pb), pokud baterie obsahuje více než 0,0005 % rtuti, 0,002 % kadmia nebo 0,004 % olova.

2 Všechny baterie/akumulátory je nutno likvidovat odděleně od běžného domovního odpadu, využijte k tomu určená sběrná místa dle pokynů národních nebo místních úřadů.

3 Správná likvidace starých baterií/akumulátorů pomůže zabránit možným negativním dopadům na životní prostředí a zdraví lidí a zvířat.

4 Podrobnější informace o likvidaci starých baterií/akumulátorů vám sdělí váš místní úřad, zpracovatel odpadu nebo obchod, kde jste produkt zakoupili. (*http://www.lg.com/global/sustainability/environment/take-back-recycling/global-network-europe*)

HRVATSKI

1 Taj simbol može se pojaviti u kombinaciji s kemijskim simbolom za živu (Hg), kadmij (Cd) ili olovo (Pb) ako baterija sadrži više od 0,0005% žive, 0,002% kadmija ili 0,004% olova.

2 Sve baterije/akumulatore treba odvojiti od kućanskog otpada i odložiti ih na mjesto koje je za otpad odredila vlada ili lokalna uprava.

3 Ispravnim odlaganjem starih baterija/akumulatora sprječavate negativan utjecaj na okoliš, zdravlje životinja i ljudi.

4 Dodatne informacije o odlaganju starih baterija/akumulatora zatražite od gradske uprave, komunalne službe ili trgovine u kojoj ste kupili proizvod. (*http://www.lg.com/global/sustainability/environment/take-back-recycling/global-network-europe*)

MAGYAR

1 Ez a szimbólum a higany (Hg), a kadmium (Cd), illetve az ólom (Pb) vegyjelével is lehet kombinálva, ha az adott elem 0,0005%-nál több higanyt, 0,002%-nál több kadmiumot, illetve 0,004%-nál több ólmot tartalmaz.

2 Minden elemet/akkumulátort a háztartási hulladéktól elkülönítve kell kezelni, a kormány, illetve a helyi hatóságok által kijelölt gyűjtőlétesítményeken.

3 A régi elemek/akkumulátorok megfelelő hulladékkezelése segít megelőzni a környezetre, illetve állatok és emberek egészségére gyakorolt lehetséges negatív következményeket.

4 A régi elemek/akkumulátorok hulladékkezelésével kapcsolatos részletes tájékoztatásért forduljon az önkormányzat irodájához, a hulladékkezelő szolgálathoz, illetve ahhoz az üzlethez, ahol a terméket vásárolta. (*http://www.lg.com/global/sustainability/environment/take-back-recycling/global-network-europe*)

POLSKI

1 Symbol ten może znajdować się w obecności chemicznych oznaczeń rtęci (Hg), kadmu (Cd) lub ołowiu (Pb), jeżeli bateria zawiera ponad 0,0005% rtęci, 0,002% kadmu lub 0,004% ołowiu.

2 Wszystkie baterie/akumulatory powinny być utylizowane w oddzieleniu od innych odpadów komunalnych przez jednostki wyznaczone do tego celu przez władze rządowe lub lokalne.

3 Poprawna utylizacja zużytych baterii/akumulatorów pomoże zapobiec możliwym negatywnym wpływom na środowisko, zwierzęta i ludzkie zdrowie.

4 W celu uzyskania więcej informacji na temat utylizacji zużytych baterii/akumulatorów należy skontaktować się z lokalnym urzędem miasta, zakładem usług komunalnych lub sklepem, w którym produkt został zakupiony. (*http://www.lg.com/global/sustainability/environment/take-back-recycling/global-network-europe*)

EESTI

1 Seda sümbolit võbeda (Hg), kaadmiumi (Cd) või pliii (Pb) keemiline tähis, kui patarei/aku sisaldab üle 0,0005% elavhõbedat, üle 0,002% kaadmiumi või üle 0,004% pliid.

2 Kõigi patareide/akude käitlemine peab toimuma olmeprügiveost eraldi, riiklikult või kohaliku omavalitsuse poolt määratud spetsiaalsete kogumispunktide kaudu.

3 Teie vanade patareide/akude nõuetekohane käitlemine aitab ära hoida võimalikke negatiivseid tagajärgi keskkonnale ja inimeste tervisele.

4 Täpsema teabe saamiseks oma vanade patareide/akude käitlemise kohta põõrduge palun kohaliku omavalitsuse/jäätmekäitlusettevõtte poole või kauplusse, kust te antud toote ostsite. (*http://www.lg.com/global/sustainability/environment/take-back-recycling/global-network-europe*)

LATVIEŠU

1 Šo simbolu var papildināt dzīvsudraba (Hg), kadmija (Cd) vai svina (Pb) ķīmisko elementu simboli, ja akumulators satur vairāk kā 0,0005% dzīvsudraba, 0,002% kadmija vai 0,004% svina.

2 Visas baterijas/akumulatori ir jālikvidē valsts vai pašvaldības nozīmētās speciālās atkritumu savākšanas vietās, atsevišķi no mājsaimniecības atkritumiem.

3 Pareizi atbrīvojoties no vecajām baterijām/akumulatoriem, tiks novērstas iespējami nelabvēlīgās sekas uz apkārtējo vidi un cilvēku veselību.

4 Lai saņemtu sīkāku informāciju par atbrīvošanos no vecajām baterijām/akumulatoriem, lūdzu, sazinieties ar savas pašvaldības biroju, atkritumu iznīcināšanas dienestu vai veikalu, kur nopirkāt šo izstrādājumu. (*http://www.lg.com/global/sustainability/environment/take-back-recycling/global-network-europe*)

LIETUVIŲ K.

1 Jeigu maitinimo elemente yra daugiau nei 0,0005 % gyvsidabrio, kadmio (Cd) arba 0,004 % švino, šis ženklas gali būti naudojamas kartu su cheminiais gyvsidabrio (Hg), 0,002% kadmio arba švino (Pb) ženklais.

2 Visi maitinimo elementai/akumuliatoriaus turi būti išmetami atskirai, ne su buitinėmis atliekomis; juos reikia atiduoti į tam skirtus surinkimo punktus, kuriuos įrengia vyriausybė arba vietos valdžios institucijos.

3 Tinkamai išmetę senus maitinimo elementus/akumuliatorius, padėsite apsaugoti aplinką, gyvūnų ir žmonių sveikatą nuo galimų neigiamų padarinių.

4 Išsamesnės informacijos apie senų maitinimo elementų/akumuliatorių išmetimą teiraukitės savo miesto savivaldybės administracijoje, atliekų tvarkymo tarnyboje arba parduotuvėje, kurioje įsigijote šį gaminį. (*http://www.lg.com/global/sustainability/environment/take-back-recycling/global-network-europe*)

TÜRKÇE

1 Bu sembol pillerin %0,0005 oranında civa, %0,002 oranında kadmiyum veya %0,004 oranında kurşun içermesi durumunda cıva (Hg), kadmiyum (Cd) veya kurşun (Pb) kimyasal sembolleri ile bir arada bulunabilir.

2 Tüm piller ve akümülatörler, normal atılan çöplerden ayrı olarak, hükümet veya yerel idareler tarafından belirlenmiş olan toplama merkezlerinde atılmalıdır.

3 Bu tip kullanılmış pillerin/akümülatörlerin doğru olarak atılması hem çevreye hem de hayvan ve insan sağlığına verilebilecek potansiyel olumsuz sonuçları önleyecektir.

4 Kullanılmış pillerinizin/akümülatörlerinizin atılması ile ilgili olarak, bulunduğunuz yerdeki belediye, çöp atım hizmeti veren kuruluşlara veya ürünü satın aldığınız yerlere başvurabilirsiniz. (*http://www.lg.com/global/sustainability/environment/take-back-recycling/global-network-europe*)

SLOVENŠČINA

1 Simbolu so lahko dodane tudi kemične oznake za živo srebro (Hg), kadmij (Cd) ali svinec (Pb), če baterija vsebuje več kot 0,0005 % živega srebra, 0,002 % kadmija ali 0,004 % svinca.

2 Vse baterije/akumulatorje odstranjujte ločeno od običajnih komunalnih odpadkov na namenskih zbirnih mestih, ki jih določijo vlada ali krajevne oblasti.

3 S pravilnim odlaganjem starih baterij/akumulatorjev pomagate preprečevati negativne posledice za okolje ter zdravje ljudi in živali.

4 Podrobnejše informacije o odstranjevanju starih baterij/akumulatorjev poiščite pri mestnem uradu, komunalni službi ali prodajalni, kjer ste izdelke kupili. (*http://www.lg.com/global/sustainability/environment/take-back-recycling/global-network-europe*)

БЪЛГАРСКИ

1 Ако батерията съдържа над 0,0005% живак, 0,002% кадмий или 0,004% олово, този символ може да е придружен от химически знак, обозначаващи живак (Hg), кадмий (Cd) или олово (Pb).

2 Всички батерии/акумулатори трябва да бъдат изхвърляни отделно от битовите отпадъци чрез определени за това от правителството и местните власти съоръжения.

3 Правилното изхвърляне на непотребните батерии/акумулатори ще помогне за предотвратяване на възможни негативни последици за околната среда, животните и човешкото здраве.

4 За по-подробна информация за изхвърлянето на непотребни батерии/акумулатори се обърнете към местната община, услугите по изхвърляне на отпадъци или магазина, откъдето сте закупили продукта. (*http://www.lg.com/global/sustainability/environment/take-back-recycling/global-network-europe*)

ROMÂNĂ

1 Acest simbol poate fi asociat cu simboluri de elemente chimice pentru mercur(Hg), cadmiu(Cd) sau plumb(Pb) dacă bateria conţine o cantitate mai mare de 0,0005% de mercur, 0,002% de cadmiu sau 0,004% de plumb.

2 Toate bateriile/acumulatoarele trebuie eliminate separat de deşeurile menajere municipale prin unităţi de colectare dedicate, desemnate de guvern sau de autorităţile locale.

3 Eliminarea corectă a vechilor dvs. baterii/acumulatoare va ajuta la prevenirea potenţialelor consecinţe negative asupra mediului înconjurător şi sănătăţii oamenilor.

4 Pentru informaţii mai detaliate despre eliminarea vechilor dvs. baterii/acumulatoare, contactaţi biroul local, serviciul de eliminare a deşeurilor sau magazinul de la care aţi achiziţionat produsul. (*http://www.lg.com/global/sustainability/environment/take-back-recycling/global-network-europe*)

NORSK

1 Dette symbolet kan være kombinert med de kjemiske tegnene for kvikksølv (Hg), kadmium (Cd) eller bly (Pb) hvis batteriene inneholder mer enn 0,0005 % kvikksølv, 0,002 % kadmium eller 0,004 % bly.

2 Alle batterier/akkumulatorer skal kastes atskilt fra restavfall og leveres ved offentlige spesialavfallsstasjoner.

3 Riktig håndtering av brukte batterier/akkumulatorer som avfall bidrar til å forhindre skader på miljøet og dyrs og menneskers helse.

4 Hvis du vil ha mer informasjon om hvordan du bør håndtere brukte batterier/akkumulatorer som avfall, kan du ta kontakt med lokale myndigheter, renovasjonstjenesten på stedet eller butikken der du kjøpte produktet. (*http://www.lg.com/global/sustainability/environment/take-back-recycling/global-network-europe*)

SRPSKI

1 Simbol može biti kombinovan sa hemijskim simbolima za živu (Hg), kadmijum (Cd) ili olovo (Pb) ako baterija sadrži više od 0,0005% žive, 0,002% kadmijuma ili 0,004% olova.

2 Sve baterije/akumulatore treba odložiti odvojeno od opšteg gradskog otpada, i to preko namenskih tačaka za prikupljanje, ustanovljenih od strane vlade ili lokalne uprave.

3 Ispravnim odlaganjem starih baterija/akumulatora sprečavate potencijalne negativne efekte na okolinu, zdravlje životinja i ljudi.

4 Dodatne informacije o odlaganju starih baterija/akumulatora zatražite od gradske uprave, komunalnog preduzeća ili prodavnice u kojoj ste kupili proizvod. (*http://www.lg.com/global/sustainability/environment/take-back-recycling/global-network-europe*)

РУССКИЙ

1 Данный символ может быть совмещен со значком химического элемента: ртути(Hg), кадмия(Cd) или свинца(Pb), если батарея содержит более 0,0005% ртути, 0,002% кадмия или 0,004% свинца.

2 Все аккумуляторы и батареи следует утилизировать отдельно от бытового мусора, в специальных местах сбора, назначенных правительственными или местными органами власти.

3 Правильная утилизация старых батарей и аккумуляторов поможет предотвратить потенциально вредное воздействие на окружающую среду и здоровье человека.

4 Для получения более подробных сведений об утилизации батарей и аккумуляторов обратитесь в администрацию города, службу, занимающуюся утилизацией или в магазин, где был приобретен продукт. (*http://www.lg.com/global/sustainability/environment/take-back-recycling/global-network-europe*)

МАКЕДОНСКИ

1 Овој симбол може да биде комбиниран со хемиските симболи за жива(Hg), кадмиум(Cd) или олово(Pb) ако батеријата содржи повеќе од 0,0005% жива, 0,002% кадмиум или 0,004% олово.

2 Сите батерии/акумулатори треба да бидат отстранети одделно од другиот отпад, на посебни места назначени од страна на владата или локалните власти.

3 Правилното отстранување на вашите стари батерии/акумулатори ќе ги спречи потенцијалните негативни последици за околината, животните и здравјето на луѓето.

4 За повеќе информации околу отстранувањето на вашите стари батерии/акумулатори, ве молиме обратете се до локалните власти, службата за отстранување отпад или продавницата од која сте го купиле производот. (*http://www.lg.com/global/sustainability/environment/take-back-recycling/global-network-europe*)

BRAZIL ONLY

Produto, Pilhas e Baterias:

1 Não é recomendável o descarte do produto, assim como pilhas, baterias, acessórios em lixo comum.

2 Após o uso, estes itens devem ser descartados de forma ambientalmente adequada, sob o risco de ocasionarem danos ao meio ambiente e à saúde humana (Resolução Conama 401/2008)

3 No fim de sua vida útil, descarte o produto de forma ambientalmente adequada, sob pena de ocasionar danos ao meio ambiente e à saúde humana.

Programa Coleta Inteligente

1 A LG criou o Programa Coleta Inteligente, para facilitar e viabilizar o descarte ambientalmente adequado de produtos, pilhas e baterias.

2 Através do Programa Coleta Inteligente, a LG disponibiliza pontos de coleta em localidades diversas, incluindo assistências técnicas autorizadas da LG Electronics. Para mais informações visite o site www.lg.com/br/suporte/coleta-seletiva ou contate nosso SAC através do número 4004-5400 (Capitais e Regiões metropolitanas) ou 0800-707- 5454 (demais localidades).

Battery take-back information

1) US

In case rechargeable battery is included in this product, the entire device should be recycled in compliance with rechargeable battery recycling standards because of the internal battery. To dispose of properly, call (800) 822-8837 or visit www.call2recycle.org.

2) Canada

ENGLISH: In case rechargeable battery is included in this product, the rechargeable battery should be recycled in compliance with rechargeable battery recycling standards. To dispose of properly, call 1.800.822.8837 or visit www.call2recycle.ca.

FRENCH: Si le produit inculu une batterie rechargeable, celle-ci devrait être recyclée conformément aux normes de recyclage des batteries rechargeable. Pour vous en débarasser correctement, appelez 1.800.822.8837 ou visitez www.appelarecycler.ca.

ENGLISH

Removal of waste batteries and accumulators (Product with embedded battery ONLY)

In case this product contains a battery incorporated within the product which cannot be readily removed by end-users, LG recommends that only qualified professionals remove the battery, either for replacement or for recycling at the end of this product's working life. To prevent damage to the product, and for their own safety, users should not attempt to remove the battery and should contact LG Service Helpline, or other independent service providers for advice.

Removal of the battery will involve dismantling of the product case, disconnection of the electrical cables/contacts, and careful extraction of the battery cell using specialized tools. If you need the instructions for qualified professionals on how to remove the battery safely, please visit *http://www.lge.com/global/sustainability/environment/take-back-recycling*

DEUTSCH

Entfernen von Abfallbatterien und -Akkus (Nur für Produkte mit integrierter Batterie)

Falls dieses Produkt eine im Produkt eingearbeitete Batterie/Akku enthält, die nicht ohne weiteres durch den Endbenutzer entfernt werden kann, empfiehlt LG, dass nur qualifizierte Fachkräfte Batterie oder Akku entfernen, die/der entweder wegen einer Ersatzlieferung oder für ein Recycling am Ende der Lebensdauer dieses Produkts ausgetauscht werden muss. Um Schäden am Produkt zu vermeiden, und für ihre eigene Sicherheit, sollten Benutzer nicht versuchen, Batterie oder Akku zu entfernen und diesbezüglich die LG-Beratungsstelle oder einen anderen unabhängigen Dienstleister zwecks Beratung kontaktieren.

Das Entfernen von Batterie oder Akku erfordert ein Zerlegen des Produkts, die Trennung der elektrischen Leitungen/Kontakte und eine sorgfältige Entnahme der Batterie-/Akkuzelle mit Spezialwerkzeugen. Wenn Sie die Anweisungen für qualifizierte Fachkräfte benötigen, wie man Batterie/Akku sicher entfernen kann, besuchen Sie bitte *http://www.lge.com/global/sustainability/environment/take-back-recycling*

FRANÇAIS

Retrait de batteries et d'accumulateurs à mettre au rebut (produit avec batterie intégrée UNIQUEMENT)

Dans le cas où ce produit contiendrait une batterie intégrée impossible à retirer facilement par les utilisateurs finaux, LG recommande de confier exclusivement à des professionnels qualifiés le soin de retirer la batterie, que ce soit pour la remplacer ou pour la recycler lorsque le produit est arrivée en fin de vie. Pour éviter d'endommager le produit et pour leur propre sécurité, les utilisateurs ne doivent pas tenter de retirer la batterie et ils doivent demander conseil à l'aide en ligne de LG Service ou à d'autres prestataires de services indépendants.

Le retrait de la batterie implique de démonter le boîtier du produit, de débrancher les câbles/contacts électriques et d'extraire avec précaution la cellule de la batterie en s'aidant d'outils spécialisés. En allant sur *http://www.lge.com/global/sustainability/environment/take-back-recycling*, vous trouverez des instructions destinées aux professionnels qualifiés sur les procédures à employer pour retirer la batterie en toute sécurité.

ITALIANO

Rimozione di batterie e accumulatori (SOLO prodotti con batteria incorporata)

Nel caso in cui il prodotto contenga una batteria incorporata nel prodotto che non può essere facilmente rimossa dall'utente finale, LG raccomanda che la batteria venga rimossa solo da professionisti qualificati, sia per la sostituzione sia per il riciclaggio al termine della vita del prodotto. Per evitare danni al prodotto, e per la propria sicurezza, gli utenti non devono tentare di rimuovere la batteria, ma contattare il Servizio clienti di LG o altri fornitori di servizi indipendenti per ottenere consiglio.

La rimozione della batteria comporta lo smantellamento della custodia del prodotto, la disconnessione di cavi/contatti elettrici, e l'attenta estrazione della cella batteria utilizzando strumenti specifici. In caso di bisogno di istruzioni per professionisti qualificati su come rimuovere la batteria in modo sicuro, si prega di visitare *http://www.lge.com/global/sustainability/environment/take-back-recycling*

ENGLISH

ESPAÑOL

Eliminación de las baterías y acumuladores usados (SOLO para productos con batería integrada)

En caso de que este producto contenga una batería incorporada que los usuarios finales no pueda retirar fácilmente, LG recomienda que sólo profesionales cualificados retiren la batería, ya sea para su sustitución que para reciclar la batería al final de la vida útil del producto.

Para evitar daños en el producto, y por su propia seguridad, el usuario no debe intentar retirar la batería, debe ponerse en contacto con la Línea de Ayuda de Servicios de LG, o con otros proveedores de servicios independientes para su asesoramiento.

La eliminación de la batería implicará desmontar la carcasa del producto, la desconexión de los cables/contactos eléctricos, y una cuidadosa extracción de la célula de la batería utilizando herramientas especializadas. Si necesita instrucciones de profesionales cualificados sobre cómo retirar la batería de manera segura, por favor visite *http://www.lge.com/global/sustainability/environment/take-back-recycling*

PORTUGUÊS

Remoção de resíduos de pilhas e acumuladores (APENAS produtos com bateria incorporada)

No caso de este produto conter uma bateria incorporada que não possa ser removida prontamente pelos utilizadores finais, seja para substituição ou reciclagem no fim da vida útil deste produto, a LG recomenda que a sua remoção seja efetuada apenas por técnicos qualificados. Para evitar danificar o produto e para sua própria segurança, os utilizadores não deverão tentar remover a bateria, devendo contactar o Serviço de Assistência LG ou outros fornecedores de serviços independentes.

A remoção da bateria implica a desmontagem da estrutura do produto, a retirada dos cabos/contactos elétricos e a extração cuidadosa da célula da bateria utilizando ferramentas específicas. Se pretender obter instruções de técnicos qualificados sobre o modo de remoção seguro da bateria, visite *http://www.lge.com/global/sustainability/environment/take-back-recycling*

NEDERLANDS

Verwijdering van afgedankte batterijen en accu's (ALLEEN product ingebedde batterij)

In het geval dat dit product een binnen het product opgenomen batterij bevat, die niet gemakkelijk kan worden verwijderd door eindgebruikers, raadt LG aan om de batterij alleen door gekwalificeerde professionals te laten verwijderen, zijnde voor vervanging of voor recycling aan het einde van de levensduur van dit product. Om schade aan het product te voorkomen, en voor hun eigen veiligheid, moeten gebruikers niet proberen om de batterij te verwijderen en moeten contact opnemen met de LG-servicehulplijn of andere onafhankelijke serviceproviders voor advies.

Het verwijderen van de batterij betreft demontage van de productbehuizing, verbreken van de verbinding van elektriciteitskabels/contacten en het zorgvuldig uitnemen van de batterijcel met gebruik van gespecialiseerd gereedschap. Als u de instructies voor gekwalificeerde professionals nodig hebt betreffende het veilig verwijderen van de batterij, gaat u naar *http://www.lge.com/global/sustainability/environment/take-back-recycling*

ΕΛΛΗΝΙΚΑ

Αφαίρεση χρησιμοποιημένων μπαταριών και συσσωρευτών (ΜΟΝΟ για το προϊόν με την ενσωματωμένη μπαταρία)

Στην περίπτωση που το προϊόν διαθέτει ενσωματωμένη μπαταρία που δε μπορεί να αφαιρεθεί από το χρήστη, η LG σας προτείνει να απευθυνθείτε σε επαγγελματία για την αφαίρεση της μπαταρίας, εάν πρόκειται να την αντικαταστήσετε ή να τη στείλετε για ανακύκλωση στο τέλος της ζωής της. Για την πρόληψη βλάβης στο προϊόν, και για την ασφάλεια του χρήστη, μην επιχειρήσετε να αφαιρέσετε τη μπαταρία. Απευθυνθείτε στη Γραμμή Βοήθειας της LG, ή σε άλλο επαγγελματία.

Η αφαίρεση της μπαταρίας προϋποθέτει αποσυναρμολόγηση του περιβλήματος του προϊόντος, αποσύνδεση των ηλεκτρικών καλωδίων/επαφών, και προσεκτική απομάκρυνση της μπαταρίας με εξειδικευμένα εργαλεία. Εάν χρειάζεστε τις επαγγελματικές οδηγίες για την αφαίρεση της μπαταρίας, επισκεφθείτε τη διεύθυνση *http://www.lge.com/global/sustainability/environment/take-back-recycling*

MAGYAR

Elhasználódott elemek és akkumulátorok eltávolítása (KIZÁRÓLAG beágyazott elemmel rendelkező termékek esetében)

Ha a termék olyan beágyazott elemet tartalmaz, amelyet a termékből a végfelhasználó nem tud könnyedén eltávolítani, az LG azt javasolja, hogy elemcseréhez vagy a termék élettartamának végén az újrahasznosításhoz azt csak szakemberrel távolíttassák el. A termék sérülésének megakadályozása és a saját biztonsága érdekében a felhasználók ne kíséreljék meg az elem eltávolítását, és tanácsadásért vegyék fel a kapcsolatot az LG Service segélyvonalával vagy más független szolgáltatóval.

Az elem eltávolítása során fel kell nyitni a termékházat, le kell csatlakoztatni az elektromos kábeleket/érintkezőket, és speciális szerszámmal óvatosan ki kell emelni az elemcellát. Ha szakember tanácsára van szüksége ahhoz, hogy biztonságosan távolítsa el az elemet, látogasson el a következő webhelyre: *http://www.lge.com/global/sustainability/environment/take-back-recycling*

POLSKI

Usuwanie zużytych baterii i akumulatorów (Dotyczy TYLKO produktów z wbudowaną baterią)

Jeśli ten produkt ma wbudowaną baterię, której konsument nie powinien usuwać samodzielnie, LG zaleca, aby usunięcie baterii (w celu jej wymiany lub recyklingu po zakończeniu cyklu życia produktu) zlecić osobie wykwalifikowanej. Aby uniknąć uszkodzenia produktu i ewentualnego niebezpieczeństwa, użytkownik nie powinien próbować usuwać baterii. Zamiast tego, powinien skontaktować się z LG Service Helpline lub innym niezależnym dostawcą usług w celu uzyskania porady.

Proces usuwania baterii z urządzenia obejmuje zdjęcie obudowy z urządzenia, odłączenie przewodów i styków elektrycznych oraz ostrożne usunięcie ogniw baterii za pomocą specjalistycznych narzędzi. Jeśli potrzebujesz instrukcji bezpiecznego usuwania baterii przeznaczonej dla wykwalifikowanych pracowników, odwiedź stronę *http://www.lge.com/global/sustainability/environment/take-back-recycling*

ČESKY

Vyjmutí starých baterií a akumulátorů (POUZE pro výrobek s integrovanou baterií)

V případě, že tento výrobek obsahuje v produktu integrovanou baterii, kterou koncový uživatel nemůže snadno odstranit, je doporučeno společností LG, aby buď při výměně, nebo za účelem recyklace na konci životnosti tohoto produktu, bylo vyjmutí baterie ponecháno pouze kvalifikovaným odborníkům. Aby nedošlo k poškození výrobku, nebo kvůli vlastní bezpečnosti by se uživatelé neměli pokoušet vyjmout baterii, ale naopak se obrátit o radu na servisní linku LG, nebo na jiné nezávislé poskytovatele služeb.

Vyjmutí baterie bude zahrnovat rozebrání krytu produktu, odpojení elektrických kabelů/kontaktů a pečlivé vyjmutí baterie pomocí specializovaných nástrojů. Potřebujete-li pokyny pro kvalifikované odborníky o tom, jak bezpečně vyjmout baterii, navštivte prosím webové stránky *http://www.lge.com/global/sustainability/environment/take-back-recycling*

SLOVENČINA

Vybratie odpadových batérií a akumulátorov (LEN produkt so vstavanou batériou)

V prípade, ak tento produkt obsahuje batériu vstavanú v produkte, ktorú nedokáže koncový používateľ jednoducho vybrať, spoločnosť LG odporúča, aby batériu na účel výmeny alebo recyklovania po skončení prevádzkovej životnosti tohto produktu vybrali kvalifikovaní odborníci. S cieľom zabrániť poškodeniu produktu a kvôli vlastnej bezpečnosti sa používatelia nesmú pokúšať vyberať batériu a o pomoc musia požiadať linku pomoci servisu LG alebo iných nezávislých poskytovateľov servisu.

Súčasťou vybratia batérie bude rozmontovanie skrinky produktu, odpojenie elektrických káblov/kontaktov a opatrné vybratie článku batérie pomocou špeciálneho náradia. Ak potrebujete pokyny o spôsobe bezpečného vybratia batérie určené pre kvalifikovaných odborníkov, navštívte *http://www.lge.com/global/sustainability/environment/take-back-recycling*

ROMÂNĂ

Eliminarea bateriilor uzate și acumulatorilor uzați (DOAR în cazul produselor cu baterie încorporată)

În cazul în care bateria este încorporată în produs și nu poate fi îndepărtată de utilizatorul final, LG recomandă ca bateria să fie îndepărtată doar de către un personal calificat; bateria astfel îndepărtată trebuie înlocuită și reciclată la sfârșitul duratei de viață a produsului. Pentru a preveni deteriorarea produsului și producerea oricărui accident, utilizatorilor li se recomandă să nu îndepărteze bateria, și să contacteze Serviciul de Asistență LG, sau orice altă unitate service individuală.

Eliminarea bateriei implică demontarea carcasei produsului, deconectarea cablurilor/racordurilor electrice și îndepărtarea cu atenție a bateriei, cu folosirea sculelor speciale. Pentru instrucțiunile de îndepărtare în condiții de siguranță a bateriei, destinate personalului calificat, vă rugăm accesați *http://www.lge.com/global/sustainability/environment/take-back-recycling*

ENGLISH

БЪЛГАРСКИ

Изхвърляне на отпадъци съдържащи батерии и акумулатори (САМО за продукти с вградена батерия)

В случай, че този продукт съдържа батерия включена в него, която не може лесно да бъде отстранена от крайните потребители, LG препоръчва само квалифицирани специалисти да изваждат батерията и да я заменят, и продуктът да се даде за рециклиране в края на работния си живот. За да предотвратят повреда на продукта, както и за собствената си безопасност, потребителите не трябва да се опитват да изваждат батерията и трябва да се свържат с LG Service „Гореща линия", или други независими доставчици на услуги за съвет.

Изваждането на батерията включва демонтаж на кутията на продукта, разединяване на електрическите кабели/контакти, внимателни извличане на клетката на батерията, като се използват специализирани инструменти. Ако имате нужда от инструкциите за квалифицирани специалисти относно това, как да извадите батерията безопасно, моля посетете: *http://www.lge.com/global/sustainability/environment/take-back-recycling*

SVENSKA

Kassering av förbrukade batterier och ackumulatorer (Endast produkt med inbyggt batteri)

Om den här produkten innehåller ett batteri som sitter inbyggt i produkten och inte enkelt kan tas bort av användarna rekommenderar LG att endast behöriga personer tar ur batteriet, antingen för byte eller återvinning i slutet av produktens livslängd. För att förhindra skada på produkten och av säkerhetsskäl får användarna inte försöka ta ur batteriet och ska kontakta LG Service Helpline, eller en annan oberoende tjänsteleverantör för att få hjälp.

Borttagning av batteriet inkluderar demontering av produktens kåpa, frånkoppling av elektriska kablar/kontakter och försiktigt uttag av batteriet med specialverktyg. Vid behov av instruktioner från behöriga fackmän kring hur batteriet avlägsnas på ett säkert sätt, besök sidan *http://www.lge.com/global/sustainability/environment/take-back-recycling*

NORSK

Fjerning av brukte batterier og akkumulatorer (KUN produkt med integrert batteri)

I tilfelle dette produktet inneholder et batteri innlemmet i produktet som ikke enkelt kan fjernes av sluttbrukere, anbefaler LG at kun kvalifisert fagpersonale fjerner batteriet, enten for bytte eller for resikr ved slutten av dette produktets brukstid. For å unngå skade på produktet, og for deres egen sikkerhet, bør brukere ikke prøve å fjerne batteriet, og bør kontakte LG Service Helpline, eller andre uavhengige serviceleverandører for råd.

Fjerning av batteriet vil involvere demontering av produktets deksel, frakobling av elektriske kabler/kontakter, og forsiktig uttrekking av battericellen med spesialverktøy. Hvis du trenger instruksjonene for kvalifisert fagpersonale om hvordan batteriet fjernes trygt, gå til *http://www.lge.com/global/sustainability/environment/take-back-recycling*

DANSK

Fjernelse af opbrugte batterier og akkumulatorer (KUN produkter med integreret batteri)

Hvis produktet har et indbygget batteri, som ikke nemt kan fjernes af slutbrugere, anbefaler LG, at batteriet kun bliver fjernet af kvalificerede teknikere, både hvis det er til udskiftning eller genbrug i slutning af produktets levetid. Med henblik på at forhindre skade på produktet og af hensyn til brugernes sikkerhed må sidstnævnte ikke selv forsøge at fjerne batteriet, og de bør kontakte LG Service Helpline eller en anden uafhængig serviceleverandør angående råd herom.

Fjernelse af batteriet involverer demontering af produkthuset, afbrydelse af de elektriske kabler/kontakter og forsigtig udtagning af battericellen ved hjælp af specialværktøjer. Hvis du har brug for vejledningen for kvalificerede teknikere om, hvordan batteriet sikkert skal fjernes, kan du besøge *http://www.lge.com/global/sustainability/environment/take-back-recycling*

SUOMI

Käytettyjen paristojen/akkujen poisto (Tuote VAIN kiinteällä akulla)

Tässä tapauksessa tuote pitää sisällään akun joka on liitetty kiinteästi tuotteeseen ja jota ei voida välittömästi poistaa loppukäyttäjien toimesta, LG suosittelee että vain pätevöitetyt ammattilaiset poistavat akun, joko vaihtoa varten tai kierrätettäväksi tämän tuotteen käyttöiän päätyttyä. Estääkseen tuotteelle tapahtuvaa vahinkoa ja taatakseen oman turvallisuutensa, käyttäjien ei pidä yrittää irrottaa akkua vaan ottaa yhteyttä LG-palvelulinjaan tai muuhun itsenäiseen palvelutoimittajaan saadakseen ohjeistusta.

Akun irrotus käsittää tuotteen kuoren purkamisen, sähköjohtojen/-liitäntöjen irrotuksen, ja akkukennon irrotuksen erikoistyökaluilla. Jos tarvitset ohjeita pätevöitettyjä ammattilaisia varten koskien akun turvallista irrotusta, vieraile osoitteessa *http://www.lge.com/global/sustainability/environment/take-back-recycling*

EESTI

Kasutatud patareide ja akude eemaldamine (AINULT kaetud akudega toote korral)

Juhul, kui tootel on toote sisemuses asuv aku, mida lõppkasutaja ei saa lihtsalt eemaldada, soovitab LG aku eemaldamiseks, nii vahetamise kui toote kasutusea lõppedes hävitamiseks, kasutada ainult kvalifitseeritud personali abi. Selleks, et vältida toote kahjustusi ning tagada enda ohutus, ei tohi kasutaja akut ise eemaldada ning abi saamiseks tuleb ühendust võtta LG teenuste kasutajatoega või mistahes muu edasimüüjaga

Aku eemaldamisel tuleb eemaldada toote korpus, katkestada elektrijuhtmete/-kontaktide ühendus ning vastava tööriistaga eemaldada ettevaatlikult akuelement. Kui vajate aku ohutuks eemaldamiseks professionaalset abiinfot, külastage veebilehte *http://www.lge.com/global/sustainability/environment/take-back-recycling*

LIETUVIŲ K.

Baterijų ir akumuliatorių atliekų pašalinimas (TIK produktams su integruotu akumuliatoriumi)

Jei šiame produkte įmontuotas akumuliatorius, kurio tiesioginis naudotojas lengvai pašalinti negali, „LG" rekomenduoja kad akumuliatorių, jo keitimo atveju arba perdirbimo produkto tarnavimo laiko pabaigoje, pašalintų tik kvalifikuoti specialistai. Siekiant apsaugoti įrenginį nuo apgadinimo ir jūsų pačių saugumui, naudotojai neturėtų bandyti patys pašalinti akumuliatoriaus ir norėdami gauti patarimų turėtų susisiekti su „LG" Paslaugų pagalbos linija ar kitais nepriklausomais paslaugų tiekėjais.

Akumuliatoriaus pašalinimas apima produkto korpuso išardymą, elektrinių kabelių/kontaktų atjungimą ir atsargų akumuliatoriaus elemento išėmimą naudojant specialius įrankius. Jei jums reikia kvalifikuotiems specialistams skirtų instrukcijų kaip saugiai pašalinti akumuliatorių, prašome apsilankyti *http://www.lge.com/global/sustainability/environment/take-back-recycling*

LATVIEŠU

Nederīgo bateriju un akumulatoru izņemšana (TIKAI produktiem ar iebūvētu akumulatoru)

Ja šim produktam ir akumulators, kas iebūvēts produktā tā, ka gala lietotājs to nevar vienkārši izņemt, LG iesaka akumulatora izņemšanu nomaiņas vai pārstrādes nolūkos produkta dzīves cikla beigās uzticēt tikai kvalificētiem speciālistiem. Lai nenodarītu kaitējumu produktam un pasargātu sevi, lietotājiem nevajadzētu mēģināt izņemt akumulatoru un vajadzētu konsultēties ar LG palīdzības dienestu vai kādu neatkarīgu pakalpojumu sniedzēju.

Lai izņemtu produkta akumulatoru, ir jānoņem produkta korpuss, jāatvieno vadi un kontakti un ar īpašiem darbarīkiem uzmanīgi jāizņem akumulators. Ja jums nepieciešamas kvalificētiem speciālistiem paredzētās norādes par akumulatora drošu izņemšanu, dodieties uz *http://www.lge.com/global/sustainability/environment/take-back-recycling*

SLOVENŠČINA

Odstranjevanje odpadnih baterij in akumulatorjev (SAMO izdelki z vgrajeno baterijo)

Če izdelek vsebuje v izdelek vgrajene baterije in jih končni uporabnik ne more zlahka odstraniti, vam LG priporoča, da poiščete pomoč usposobljenega strokovnjaka, bodisi za zamenjavo baterije ali za recikliranje ob koncu delovne dobe tega izdelka. Za preprečevanje poškodb na izdelku in varnost uporabnika, ne odstranjujte baterij sami, ampak si poiščite pomoč servisa LG Service Helpline, ali drugega neodvisnega servisa, ki nudi takšne storitve.

Odstranitev baterije bo vključevala, v primeru odstranitve izdelka, prekinitev električnih kablov/kontaktov in previdno ostranitev baterije, z uporabo ustreznega specialnega orodja. Če potrebujete navodila za kvalificirane strokovnjake o tem, kako varno odstraniti baterijo, obiščite spletno stran *http://www.lge.com/global/sustainability/environment/take-back-recycling*

SRPSKI

Uklanjanje starih istrošenih baterija i akumulatora (JEDINO proizvod sa ugrađenom baterijom)

U slučaju da ovaj proizvod sadrži bateriju koju krajnji korisnik ne može jednostavno da izvadi, LG preporučuje da to uradi samo kvalifikovana osoba, bilo da se radi o zameni ili recikliranju baterije nakon što se istroši. Kako bi se sprečio nastanak bilo kakvog oštećenja na proizvodu, a i zbog svoje lične sigurnosti, korisnici nikako ne treba da pokušavaju da sami izvade bateriju, već treba da pozovu LG pomoćni servis ili nekog drugog nezavisnog provajdera za savet.

Vađenje baterije će podrazumevati demontiranje kutije proizvoda, isključivanje električnih kablova i oprezno vađenje stanice baterije koristeći posebne alate. Ako Vam je potrebna pomoć kvalifikovane osobe da biste videli kako se to radi, molimo Vas da pogledate veb stranicu *http://www.lge.com/global/sustainability/environment/take-back-recycling*

HRVATSKI

Uklanjanje potrošenih baterija/akumulatora (SAMO uređaji s ugrađenim baterijama/akumulatorima)

U slučaju kada uređaj sadrži ugrađenu bateriju/akumulator unutar proizvoda koju ne može izvaditi krajni korisnik, LG preporučuje neka bateriju/akumulator izvadi samo kvalificirano osoblje, bilo radi zamjene ili recikliranja na kraju vijeka trajanja proizvoda. Radi sprječavanja oštećenja proizvoda i radi vlastite sigurnosti, korisnici ne smiju pokušavati izvaditi bateriju/akumulator i trebaju kontaktirati telefonsku liniju za pomoć LG servisa ili druge nezavisne pružatelje servisa i zatražiti savjet.

Uklanjanje baterije/akumulatora uključuje rastavljanje kućišta proizvoda, odspajanje električnih kabela/priključaka i pažljivo vađenje ćelije baterije pomoću posebnog alata. Ako trebate upute kvalificiranih profesionalaca kako izvaditi bateriju na siguran način, molimo posjetite *http://www.lge.com/global/sustainability/environment/take-back-recycling*

TÜRKÇE

Atık batarya ve akülerin çıkarılması (SADECE gömülü bataryalı üründe)

Bu üründe, nihai kullanıcılar tarafından kolaylıkla çıkarılamayan bataryanın ürünle birleşik konumda olması halindeLG, ister batarya değişiminde ister bu ürünün kullanım süresinin sonunda gerçekleşecek olan bataryanın geri dönüşümünde bataryanın sadece nitelikli ve uzman kişiler tarafından çıkarılmasınıtavsiye eder. Kullanıcılar, ürünün zarar görmesini engellemek ve kendi güvenliklerini sağlamak için bataryayı çıkarmaya kalkışmamalı ve öneri konusunda LG Servis Yardım Hattı ya da diğer bağımsız servis sağlayıcıları ile iletişime geçmelidir.

Bataryayıçıkarma işlemi,ürün kasasının sökülmesini, elektrik kablo/bağlantılarının kesilmesini ve özel aletler kullanılarak bataryanın dikkatli bir şekilde çıkarılmasını kapsar. Nitelikli ve uzman kişilerin bataryayı güvenli bir şekilde çıkarmalarına yönelik talimatlara ihtiyaç duymanız halinde lütfen *http://www.lge.com/global/sustainability/environment/take-back-recycling* bağlantısına gidiniz.

МАКЕДОНСКИ

Отстранување на потрошените батерии и акумулатори (САМО производи со вградена батерија)

Доколку производот содржи батерија што е вградена во производот и што не можат крајните корисници да ја отстранат, LG препорачува батеријата да ја отстранат само квалификувани професионални лица, било да е за менување или за рециклирање по истекот на животниот век на производот. За да спречат оштетување на производот и поради нивна сопствена безбедност, корисниците не треба да се обидуваат да ја отстрануваат батеријата и треба да ја контактираат линијата за помош при услуги на LG или други независни испорачувачи на услуги.

Отстранувањето на батеријата значи и расклопување на куќиштето на производот, исклучување на електричните кабли/контакти и внимателно вадење на батеријата со специјализиран алат. Доколку ви се потребни инструкциите за квалификувани професионални лица за тоа како да ја отстраните батеријата безбедно, посетете ја веб-страницата *http://www.lge.com/global/sustainability/environment/take-back-recycling*

РУССКИЙ

Извлечение отработанных батарей и аккумуляторов (ТОЛЬКО для продуктов со встроенной батареей)

В случае если данный продукт имеет встроенную батарею, которую конечные пользователи не могут без труда извлечь, компания LG рекомендует, чтобы батарея была извлечена только квалифицированными профессионалами для ее замены или утилизации по окончании срока служба данного продукта. Во избежание повреждения продукта и в целях обеспечения собственной безопасности пользователям следует избегать попыток извлечь батарею и следует связаться со Службой поддержки LG или другими независимыми поставщиками услуг для получения совета.

Извлечение батареи включает в себя демонтаж корпуса продукта, отключение электрических кабелей/контактов и осторожное извлечение элемента батареи, используя специализированные инструменты. Для получения инструкций по безопасному извлечению батареи для квалифицированных профессионалов, пожалуйста, посетите *http://www.lge.com/global/sustainability/environment/take-back-recycling*

Product Specifications

PC Specifications

Display	35.5 cm IPS LCD
CPU	Intel®Core™ i7 / i5 / i3 processor **The CPU differs depending on model type and cannot be replaced by the user.**
GPU	Intel®Iris® Xe Graphics or Intel® UHD Graphics When processing large graphic data, it utilizes dynamically allocated system memory. The size of the allocated memory depends on the system memory size. **The GPU differs depending on model type and cannot be replaced by the user.**
System Memory	LPDDR5 Onboard Memory Memory of 3 GB or more is supported only in a 64-bit O/S. **Memory size may differ depending on the model. The user must not arbitrarily replace or add the memory.**
Storage Device	NVMe™-type SSD (M.2 2280) **Storage device format and capacity may differ depending on the model.**
Bluetooth	Bluetooth 5.1 If you connect to Bluetooth device and wireless LAN at the same time, the system may become slow. In order to use Bluetooth 5.1, the device you want to connect to should support Bluetooth 5.1.
Wireless LAN	Intel® AX211D2W
Wireless function S/W	Version 21 or Version 22 (Europe Only)
Webcam	FHD IR Webcam
LAN	10/100 Megabit or Gigabit **To use a wired LAN, you need to have a LAN adapter installed separately. The performance of the provided adapter depends on the model.**
Product Weight	Approx. 999 g (battery included) **Weight varies by configuration and manufacturing process.**

The product dimensions and specifications differ by model type and cannot be replaced by the user.

Wireless LAN Specifications (Europe Only)

Frequency Range	Output Power (Max)
(2400 – 2483.5 MHz) IEEE802.11 b/g/n/ax mode	20 dBm EIRP max (100 mW)
(5150 – 5725 MHz) IEEE802.11 a/n/ac/ax mode	23 dBm EIRP max (200 mW) The Low band 5.15-5.35 GHz is for in-door use only.
(5745 – 5875 MHz) IEEE802.11 a/n/ac/ax mode	13.98 dBm EIRP Max (25 mW)
(5925 – 6425 MHz) Wi-Fi 6E mode	23 dBm EIRP Max (200 mW)
(2400 – 2483.5 MHz) Bluetooth	13 dBm EIRP max (20 mW)

Power Supply and Environments

AC Adapter (Free Voltage)	Power Rating: Up to 65.0 W Input: AC 100 V to 240 V, 1.6 A 50 / 60 Hz Output: DC 5.0 V, 3.0 A / 9.0 V, 3.0 A / 15.0 V, 3.0 A / 20.0 V, 3.25 A
Battery	Lithium Ion battery Charging Hours: 3.0 hours Charging hours may be longer if the battery is not used for a long time or the system is on. When temperature is outside the operating temperature specification, the battery may not be charged or charging hours may be longer. Operating temperature may be different from the actual room temperature.
Operating and Storage Conditions	Operating Temperature: 10 °C to 35 °C Operating Humidity: 20 % RH to 80 % RH Storage Temperature: - 5 °C to 40 °C Storage Humidity: 5 % RH to 90 % RH

Power Consumption

Power consumption of this product during operation standby, sleep mode, and manual off modes may differ depending on the product specifications and the adapter type. Even when the system is turned off, it consumes a minute amount of power, if supplied. To cut off the power supply completely, disconnect the power cord from the power outlet.

To deactivate the Wireless network ports completely, shut down the system (select the Start button [ ] > [Power] > [Shut down]). When you turn on the system (by pressing the power button), it connects to the Wireless network ports again.

ENGLISH

Using Windows 11

Starting

Windows 11 Screen Layout

The taskbar in **Windows 11** has been changed so you can use **Windows** quickly and easily.

1 **Start Button:** It can run apps installed on your PC or use user accounts, power menu, etc.

2 **Search:** It can use apps, documents, and web search functions.

3 **Task View:** It can show and switch running apps or add/switch a new desktop.

4 **Widget:** It displays weather and news in the form of widgets.

5 **File Explorer:** File Explorer will run.

6 **Microsoft Edge: Microsoft Edge** will run.

7 **Microsoft Store: Microsoft Store** will run.

8 **Quick Settings:** It displays network, sound, and battery status, and enables you to easily change PC settings.

9 **Notifications:** It can check the time or calendar, and system-related notifications are displayed.

Start Screen

If you select the Start button [ ] on the taskbar, the Start screen will appear.

TIP

Press the [ ] key or [Ctrl] + [Esc] on the keyboard to display the Start screen.

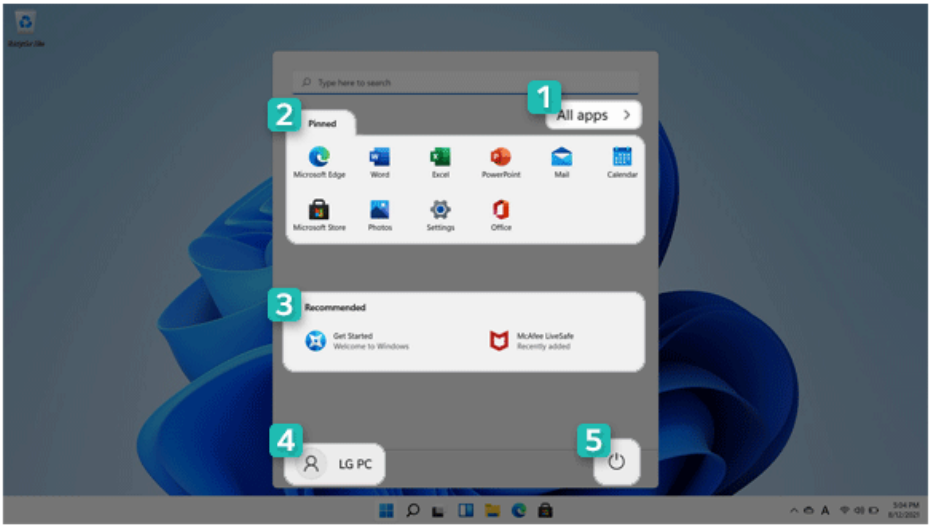

1 **All apps:** It shows all the apps installed on your PC.

2 **Apps pinned on the Start screen:** It shows the apps pinned on the Start screen.

3 **Recommended:** It displays the recommended apps.

4 **User Account:** Displays the current user's information. You can use functions such as Change Account Settings, Lock or Sign out.

5 **Power:** Sleep, Shut down, and Restart menus are available.

TIP

- Press [ ] + [X] keys, and then the pop-up menu of the Start button [ ] appears. You can use the pop-up menu to easily access the shortcuts such as Windows Explorer, Search, System Shutdown, and Desktop.

Desktop Apps and Windows Apps

The Desktop apps remain unchanged from the previous Windows apps, but Windows apps have been changed to include various functions.

The Windows apps provide easy-to-use menus according to the window size and a variety of convenient functions such as Update and Alarm.

Using Apps

Running and Exiting Apps

Run apps that were not pinned to the Start screen or apps that were installed on the system using the following method.

1 Select the Start button [ ] > [All apps].

> **TIP**
> Press the [ ] key or [Ctrl] + [Esc] on the keyboard to display the Start screen.

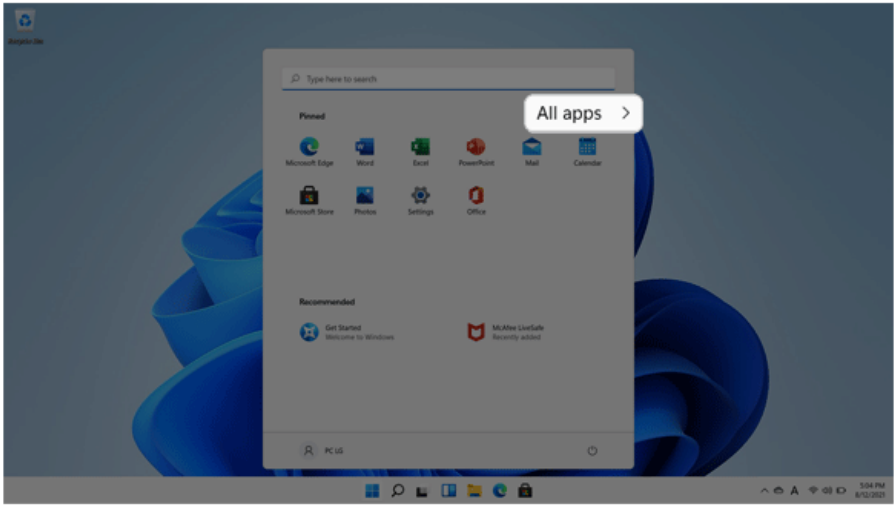

ENGLISH

2 Select and run an app.

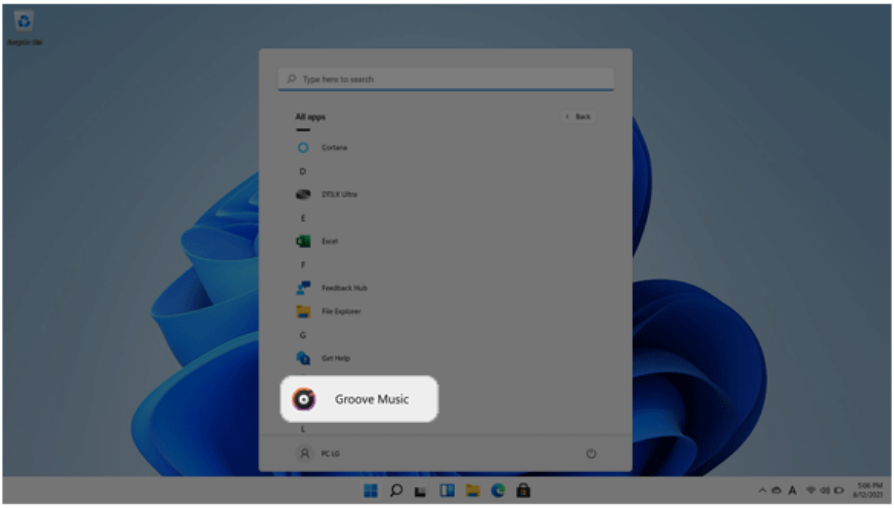

3 To close the app, select the Close button [✕] at the top of the app screen.

Deleting Apps

It can delete apps pinned to the Start Screen or delete desired apps in **[All apps]**.

TIP

The basic Windows apps that are required may not be deleted.

If you are deleting a desktop app, the **[Programs and Features]** window appears. Right-click the app you want to delete and select **[Uninstall/Change]** to delete the app.

1 Select the Start button [ ] and right-click the app you want to delete from the Start screen or **[All apps]** to select **[Uninstall]**.

TIP

Press the [ ] key or [Ctrl] + [Esc] on the keyboard to display the Start screen.

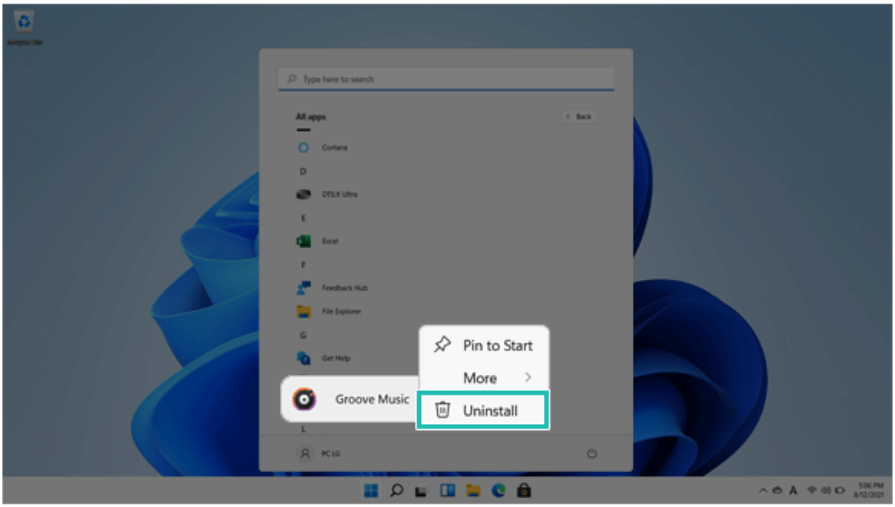

2 When prompted to confirm the deletion, select **[Uninstall]** to delete the app.

Adding Apps to Start Screen/Taskbar

You can add frequently used apps on the Start screen and taskbar for easy and quick access.

ENGLISH

1 Select the Start button [ ] > **[All apps]**.

> **TIP**
> Press the [ ] key or [Ctrl] + [Esc] on the keyboard to display the Start screen.

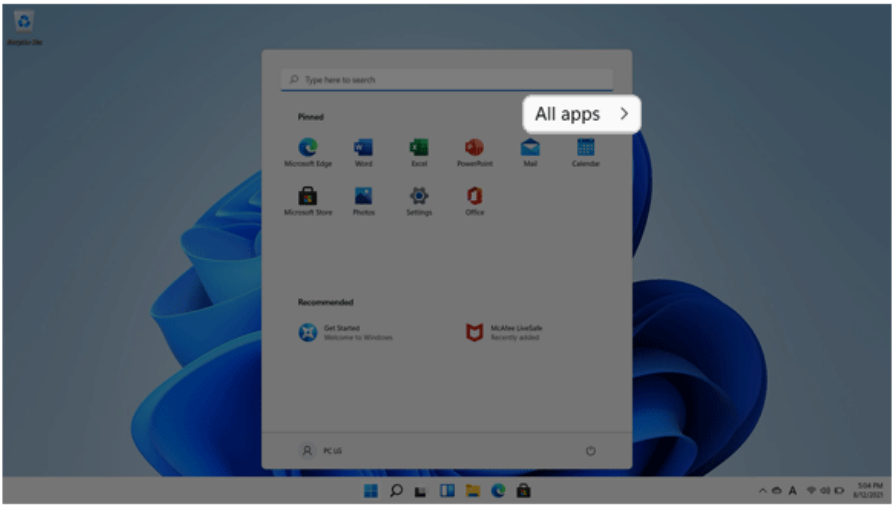

2 Right-click the app you want to add and then click **[Pin to Start]** or **[More]** > **[Pin to taskbar]**.

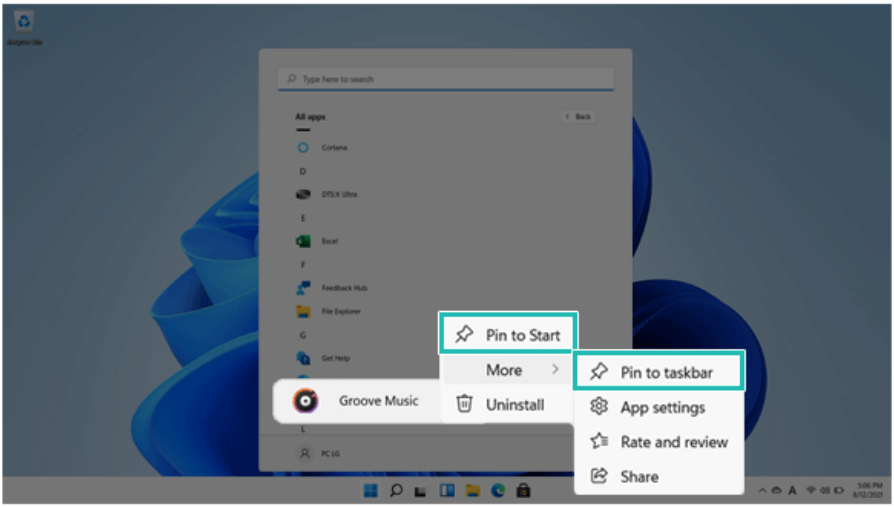

3 The app is added to the Start Screen or taskbar.



ENGLISH

Toggling and Adding Apps/Desktops

In **Windows 11**, you can toggle the running apps easily and quickly, and add desktops to use them like multiple PCs.

TIP

For an app that does not allow multitasking, you may be switched to the desktop where the app was executed, or you may have an error message.

1 If you select [ ] on the taskbar, running apps and desktops are displayed as previews.

TIP

If you select the Close button [ ] of the app displayed as preview, you can close the app.

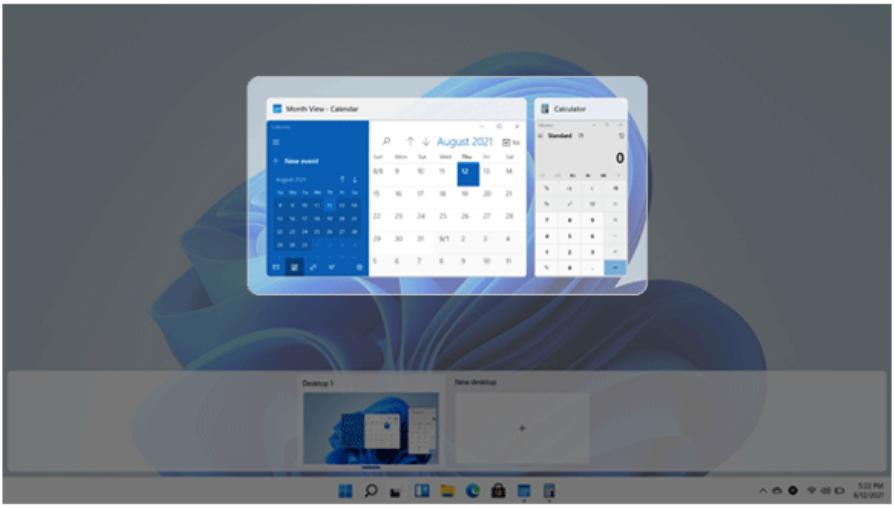

2 Select **[New desktop]** to create **[Desktop 2]**.

TIP

In the desktop preview, press the Close button [✕] to delete the desktop and move running apps to another desktop.

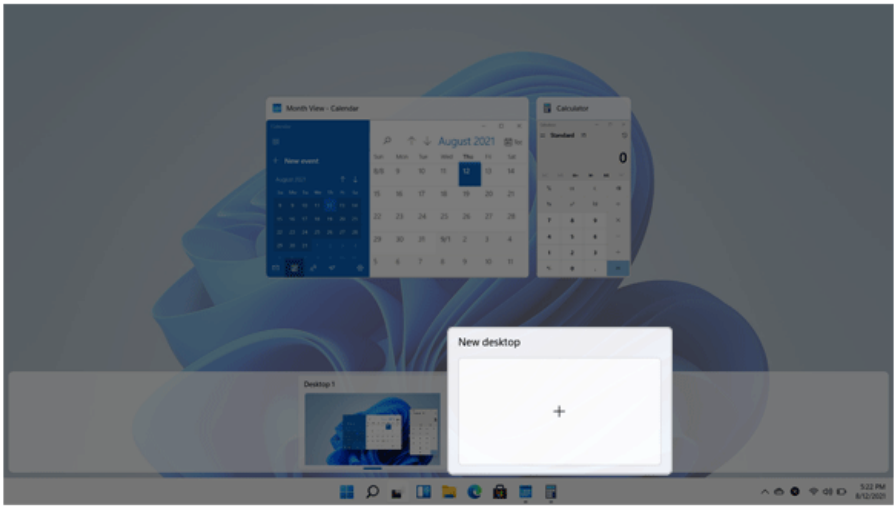

3 Select an app in the preview or desktop.

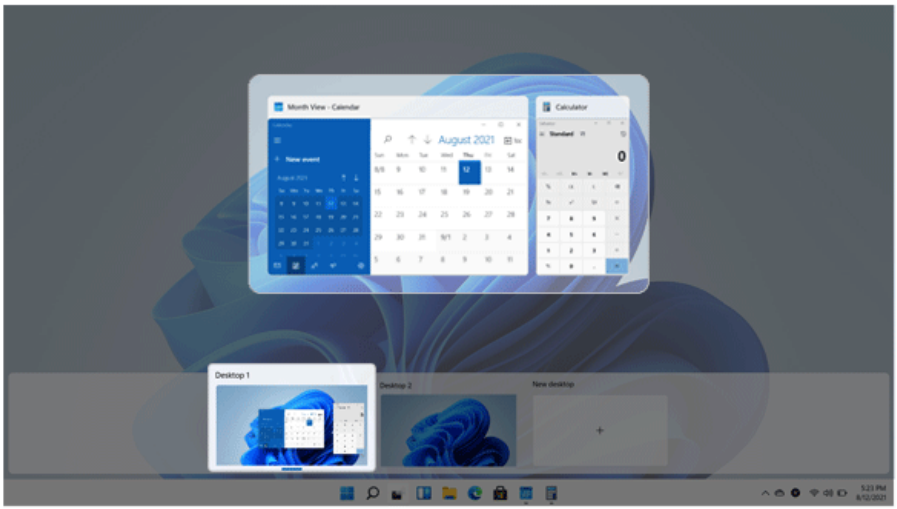

4 The screen is toggled to the selected app or desktop.

Using Shortcut Keys

Use the shortcut keys to quickly toggle between apps and desktops.

Shortcut Keys	Description
[Alt] + [Tab]	Hold down the [Alt] key and press the [Tab] key to view the running apps in the preview. Press [Tab] repeatedly to select the app you wish to switch to and then release the [Alt] key.
[Alt] + [Ctrl] + [Tab]	The running apps on the screen are displayed in the preview. Select and switch to an app.
[ ] + [Tab]	If the desktop toggling screen appears, select an app or desktop you wish to switch to.

Using the Store

You can purchase a variety of apps or get free apps from **Microsoft Store**.

TIP

If a local account is being used, a window to switch to a **Microsoft** account appears while using Windows Store. Follow the instructions on the screen to switch the local account to a **Microsoft** account.

You can also switch to **Microsoft** account by selecting Start button [ ] > [User Account] > [Change account settings].

If you switch to a **Microsoft** account, your PC settings (background, user settings, etc.) may be changed to the previous settings.

1 Select [ ] on the taskbar to run [Microsoft Store].

2 Select the app or use the search function on the store screen to install the desired app when the [Microsoft Store] screen appears.

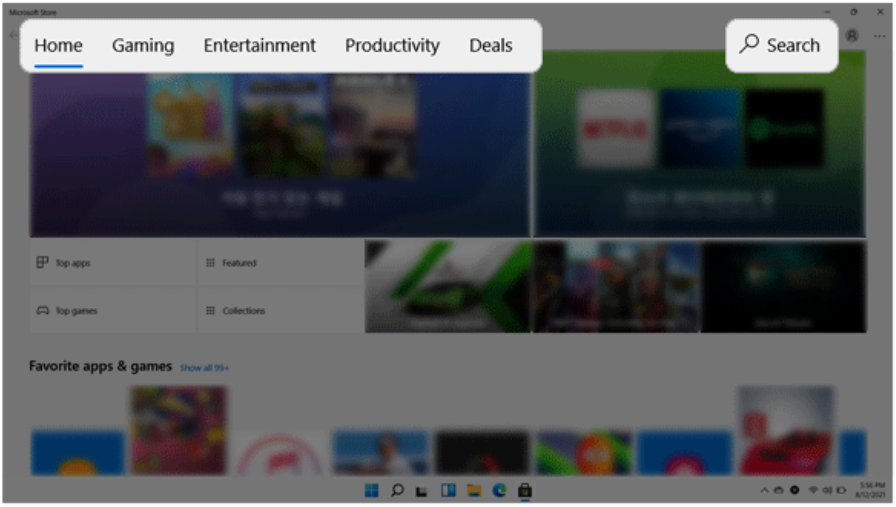

Unlocking the Screen

If the PC is not used for an extended period, it goes into a locked state.

When the PC is used again, a lock screen appears for security purposes and may be unlocked by using the following method.

1 Press any key in the keyboard or left-click the mouse on the lock screen.

2 If the login screen appears, enter the password.
(If no password is set, the screen will be released when you select the login.)

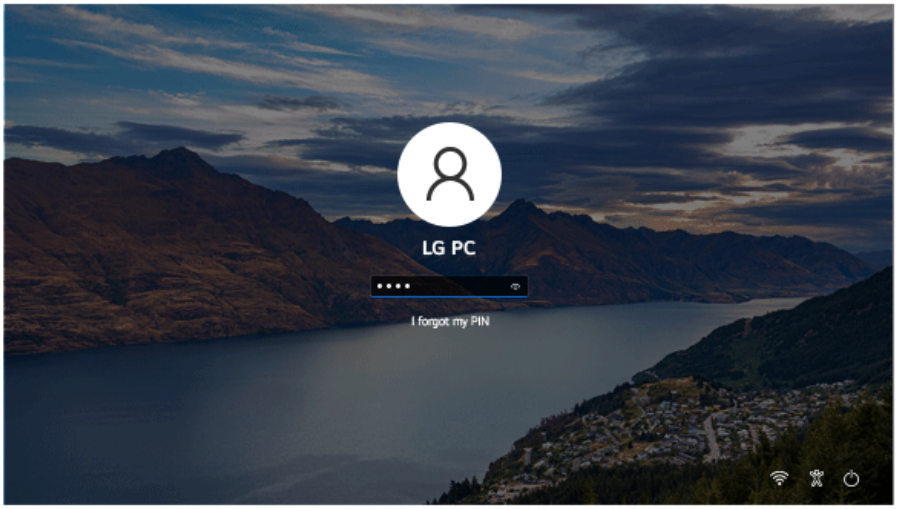

Setting the PC

Windows 11 supports various functions so that the user can change the PC setting easily and quickly.

Using the **Setting** Menu

1 Select the Start button [ ] > **[Settings]**.

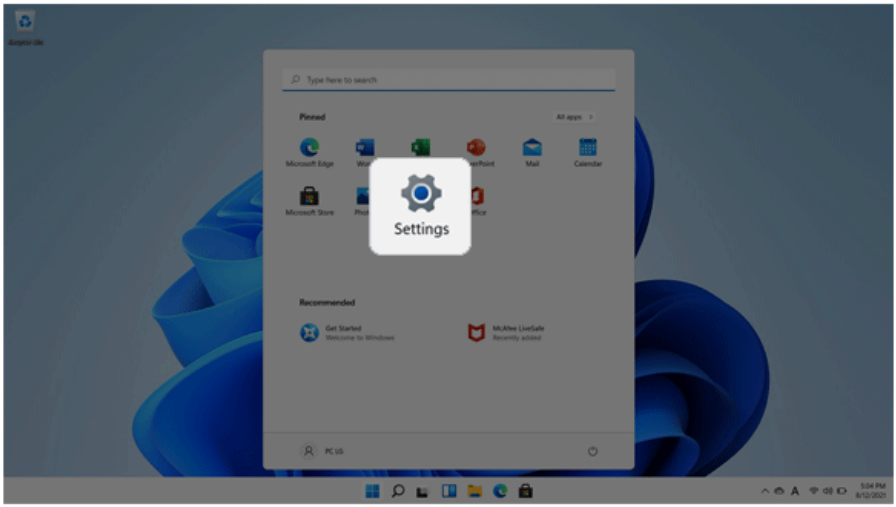

2 When the **Settings** screen appears, select and change the settings as needed.

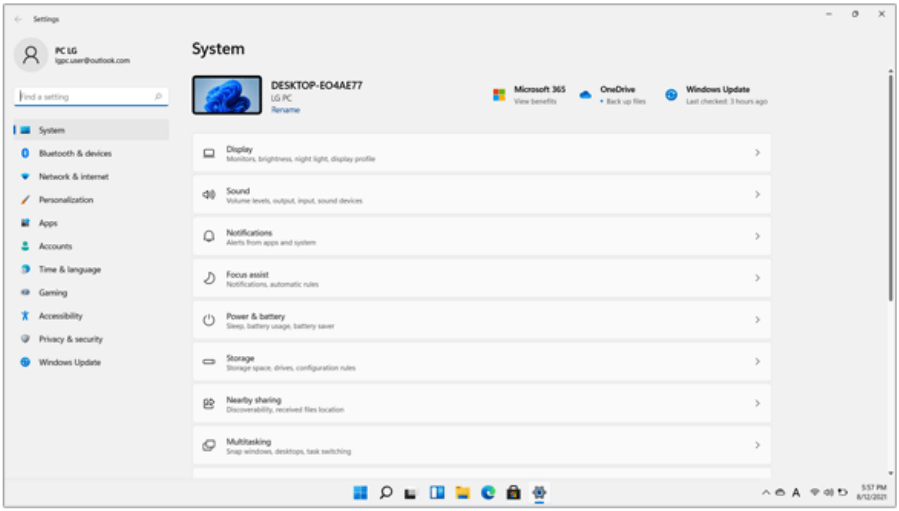

Using the **Quick Settings**

Quick Settings allows users to change the PC settings quickly and easily.

1 Select **[Quick Settings]** on the right side of the taskbar.

2 Select the desired setting from **[Quick Settings]** and change.

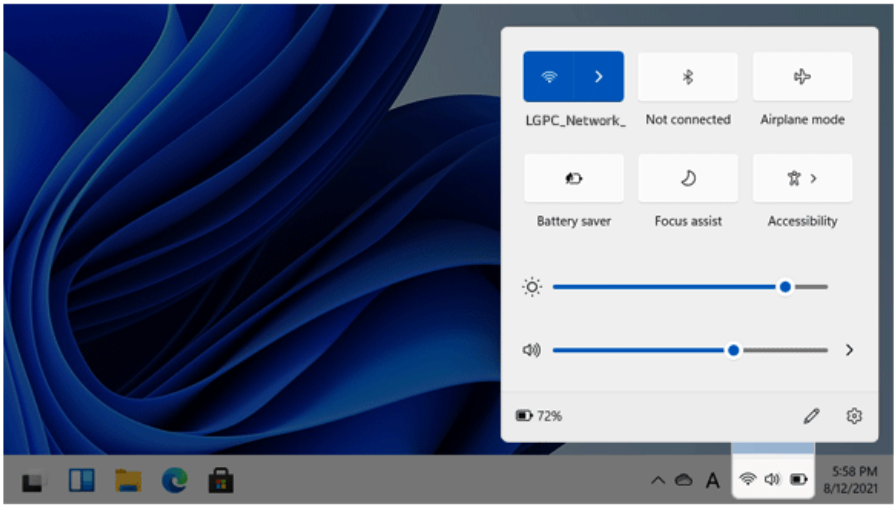

TIP

Selecting the [ ] icon allows you to add/remove the **Quick Settings** menu.

Select the [ ] icon to run the **[Settings]** menu.

ENGLISH

Windows Shutdown Option

In **Windows 11**, you can use the Windows shutdown option by following these steps:

1 Select the Start button [ ] > [Power] and select the desired Windows shutdown option.

TIP

Press the [ ] key or [Ctrl] + [Esc] on the keyboard to display the Start screen.

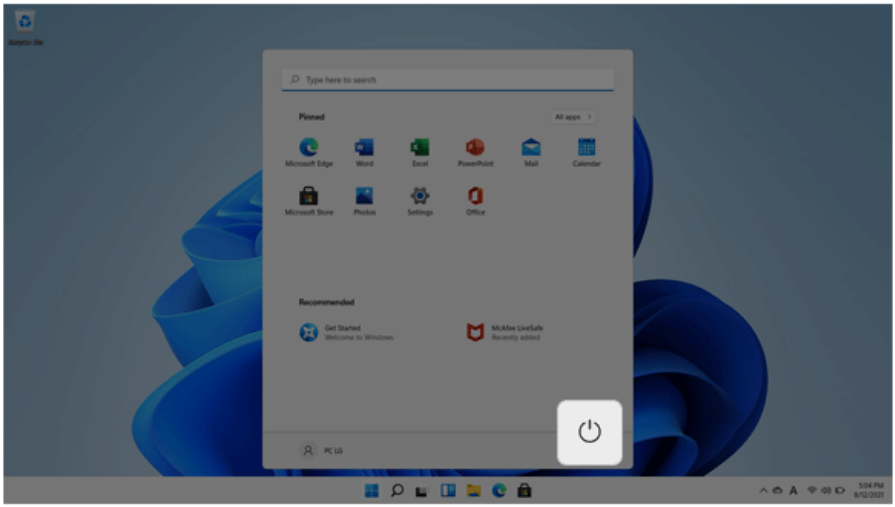

TIP

On the Desktop screen, press [Alt] + [F4] to use the Windows shutdown option.

(Pressing [Alt] + [F4] on a running app may end the app.)

Using the PC

Using an AC Adapter and a Battery

Connect the AC adapter to power and charge the product.

TIP

The power cable and the AC adapter type may differ per model type and country and there is no difference in functionality.

This product has a built-in battery pack.

The internal battery should not be arbitrarily disassembled or replaced. Arbitrarily disassembling the product may void the warranty.

If you need to disassemble or replace the battery, please visit the designated LG Electronics Service Center.

We charge a fee for removing or replacing the battery.

Using an AC Adapter

The AC Adapter can be used from 100 V to 240 V.

1 Connect the AC adapter to a power outlet.

2 Connect the AC adapter jack to the PC USB-C™ port.

3 Adjust the LCD to the most comfortable angle.

4 Press the PC's power button to turn on the system.

TIP

- If you want to use the Intel Type-C fast-charging function, please purchase and use a USB-C™ AC adapter with a USB PD certification of 80 W or higher through the e-commerce site.

CAUTION

Do not leave a liquid container on the PC.

- The system may be short-circuited and damaged.

WARNING

Please use an AC adapter certified by LG Electronics Inc.

- Uncertified batteries may explode.
- It may cause a problem in battery charging or system operation.

When you use an AC adapter, follow the below directions.

- 60 °C or more high-humidity spaces, for example, inside cars or saunas, should be avoided when you use or store it.
- Do not disassemble or modify the AC adapter.
- Do not twist the AC adapter plug.
- When you connect the AC adapter, do not forcefully push the plug.

Checking the Battery State

Connect the AC adapter to the USB-C™ port of the PC and check the AC adapter lamp.

- On: When the AC adapter is connected and charging is complete
- Blinking: When the AC adapter is connected and is charging
- Off: When the AC adapter is not connected
  If you try to turn on the system that has entered the Hibernate mode or been turned off after a low-battery alarm, the system will not be turned on but the lamp will blink three times. If this is the case, connect the AC adapter and charge the battery sufficiently before using it.

CAUTION

Use batteries certified and acknowledged by LG Electronics Inc.

- Uncertified batteries may explode.

WARNING

The battery may explode due to excessive heat, causing fire. For a safe and efficient use of battery, follow the below directions.

- Do not short-circuit the battery.
- Keep the battery out of reach of children.
- A visible swelling of the battery pack indicates a possible danger. When this occurs, contact your local vendor or service center immediately.
- Use only a certified and designated recharger.
- Keep the battery pack away from heat. (Never put it in a microwave.)
- Do not leave inside a car under the summer heat.
- Do not leave or use at a hot and humid place like a sauna.
- Do not use the machine placed on a heating blanket or other heat reserving materials.
- Do not leave the machine turned on inside a closed space.
- Make sure that the battery ports are not touched by any metallic objects like a key, coin, necklace, and watch.
- Use only a lithium secondary battery certified and guaranteed by mobile device manufactures.
- Do not disassemble or modify the battery. Do not compress or pierce the battery.
- Do not apply shock to the battery. For example, do not drop the battery from a high place.
- Keep the room temperature between -5 °C and 40 °C. Do not expose the PC to heat hotter than 60 °C.
- Keep the machine dry.
- Do not discard the battery arbitrarily as you are requested to follow the local procedure for discarding the battery.
- Before using this machine, read this guide carefully.

TIP

When the PC is not to be used for a long period of time, refer to the following:

- Check the battery charge level on a regular basis and keep it at 50 %. This allows you to extend the battery life.
- If the battery is left fully charged for an extended period of time, the battery capacity and battery running time may be reduced.
- If the battery is left fully discharged for an extended period of time, it may become over-discharged and cannot be charged again.

For more efficient use of the battery, read the following carefully.

- The battery runs low naturally even if it is kept unused.
- To increase battery lifespan, use the battery for a while before charging it rather than keeping the battery completely charged.
- If you don't use the product for a long time with the battery completely discharged, the battery lifespan may decrease.

The battery capacity may change due to chemical reactions during charge and discharge.

- LG Notebook frequently checks the charge level of its battery based on usage conditions, and then calculates and correctly indicates the actual remaining level of the battery.
- The battery is wearable goods and thus the life span may become shorter with use. The battery running time may also become shorter accordingly.
- When the battery is fully charged, the machine stops recharging. It resumes recharging when the battery charge rate drops below 95 %. This feature secures the safe and efficient use of the battery.
- When the temperature of the battery drops below 10 °C, it is charged in a low current to protect the battery cells. In this case, charging time may stretch to up to 32 hours.

If you use the system at a low temperature, refer to the following:

- The battery capacity may be reduced depending on the chemical characteristics of the battery and the system may not be turned on after it freezes or it is turned off.
- If the system freezes or if it is not turned on, connect the AC adapter to the system and charge the battery fully before use.
- If there is any error in the indication of the battery capacity, charge and discharge the battery two or three times at room temperature to return to the normal operation.

Operation Status Lamps

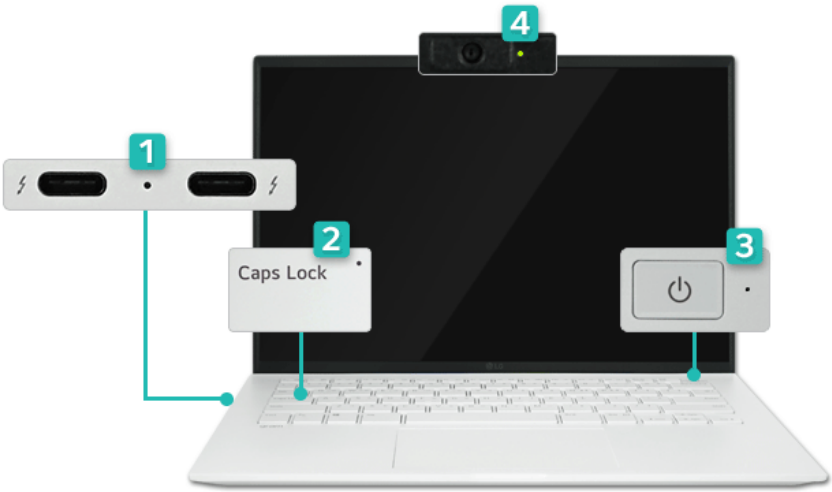

1 AC Adapter Lamp
- On: When the AC adapter is connected and charging is complete
- Blinking: When the AC adapter is connected and is charging
- Off: When the AC adapter is not connected
  If you try to turn on the system that has entered the Hibernate mode or been turned off after a low-battery alarm, the system will not be turned on but the lamp will blink three times. If this is the case, connect the AC adapter and charge the battery sufficiently before using it.

2 **Caps Lock** Lamp
- On: When the **Caps Lock** is activated
- Off: When the **Caps Lock** is deactivated

3 Power Lamp
- On: When the system is on and running by the AC adapter or battery
- Off: When the system is turned off or in Hibernate mode
- Blinking: When the system is in the standby mode

4 Webcam Operation Status Lamp
- On: When the webcam is operating
- Off: When the webcam is not operating

Keyboard

The keyboard allows the user to input data or give commands.

The keyboard may differ in appearance and color depending on your country.

CAUTION

- Spilling a watery substance like coffee or juice on the keyboard may cause a fault, malfunction, or electric shock.
- Some of the keys may not work properly when you use several keys at the same time while playing a PC game.
- Please change the key combination settings according to the combinations necessary for the game play or use an external keyboard dedicated for gameplay.

Using Hot Keys

Hot Keys are shortcut keys that can run some functions and software of the PC, and using them allows you to use the PC more easily.

Fn + F1	Executes **LG Smart Assistant**.
Fn + F2	Adjusts screen brightness (brightness decreases in 11 levels).
Fn + F3	Adjusts screen brightness (brightness increases in 11 levels).
Fn + F4	Switches to the **Secure Mode** Each time you press the [Fn] + [F4] keys, it switches in the order of **Secure Mode On** (webcam, microphone unavailable) and **Secure Mode Off** (webcam, microphone available).
Fn + F5	Switches to using the Touchpad Mode. Each time you press the [Fn] + [F5] keys, the mode switches between **Touchpad Off** (touchpad disabled) and **Touchpad On** (touchpad enabled). To set **Touchpad Auto** (disables automatic use of touchpad when inserting an external USB mouse), select the Start button [ ] > **[Settings]** > **[Bluetooth & devices]** > **[Touchpad]** and uncheck **[Leave touchpad on when a mouse is connected]** in **[Touchpad]**. Each time you press the [Fn] + [F5] keys, the mode switches between **Touchpad Off** and **Touchpad Auto**. **Since it takes about 1 to 2 seconds to initialize after switching to the touchpad function, we recommend you to use the device after initialization is completed.**
Fn + F6	Airplane Mode ON/OFF (Wireless LAN and Bluetooth OFF/ON)
Fn + F7	Switches to the monitor (projector).
Fn + F8	Switch to the **Keyboard Backlight** Mode (Only applies to models with keyboard backlight).

Fn + F9	Switches to the **Reader Mode**.
Fn + F10	Mute
Fn + F11	Adjust the volume (lower)
Fn + F12	Adjust the volume (louder)
Fn + Prt Sc	Works as the Scroll Lock [Scr Lk] key.
Fn + Del	Works as the [Insert] key.
Fn + S	Switches to the **Sleep Mode** (runs in the mode set in Windows. (Example: Sleep Mode, Hibernate Mode)).
Fn + Ctrl	Works as the [Pop-up Window] key.
Fn + ◄	Works as the [Home] key.
Fn + ►	Works as the [End] key.
Fn + ▲	Works as the [Page Up] key.
Fn + ▼	Works as the [Page Down] key.

Shortcut Keys

TIP

- To change the input mode temporarily, you can press the [Shift] key together with the letter you want to enter. By doing so, you can enter an uppercase letter when the **Caps Lock** key is not pressed and a lowercase letter when it is pressed.

To use Windows more conveniently, remember the following Windows key combinations:

- + R
  Displays an input window for program execution.
- + Tab
  Displays the running desktop in the preview.
- + M
  Minimizes the current window.

Keyboard Backlight

You can set the **Keyboard Backlight** function to use the product in a dark environment.

The figures herein are subject to change without prior notice.

OPTION

This only applies to the products that have the **Keyboard Backlight** function.

Configuring **Keyboard Backlight**

TIP

You can use hot keys to use the **Keyboard Backlight** function more conveniently.

- Each time you press the [Fn] + [F8] keys, the status changes to **KBD Backlight Off**, **KBD Backlight Low**, and then **KBD Backlight High** in the specified order.

1 Select the Start button [ ] > **[All apps]** and run **[LG Smart Assistant]**.

2 Select [Keyboard Setting] and set the keyboard lighting and its off time.

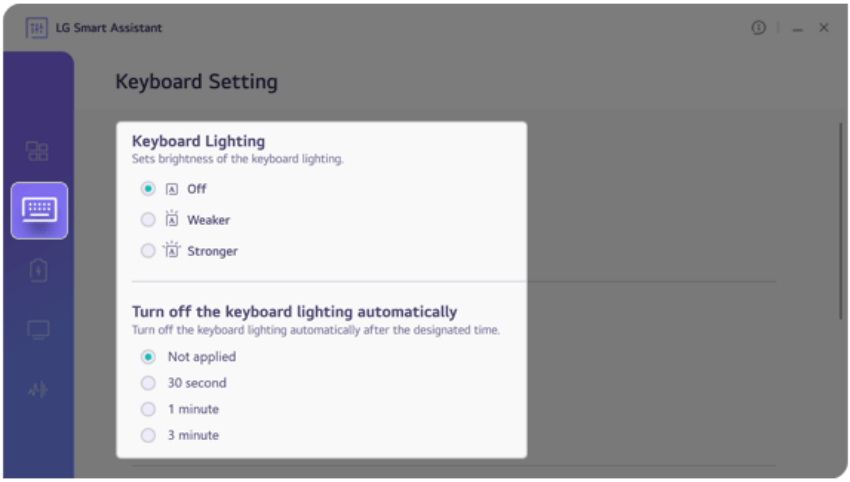

ENGLISH

Adjusting Screen Brightness and Volume

LG PC allows you to use the hot keys to easily adjust the screen brightness and volume.

TIP

According to the model type, a button for volume control (mute, volume up / down, DTS, etc.) may be available.

Function	Hot Keys	Description
Screen Bright-ness	[Fn] + [F2], [F3]	Press the [Fn] + [F2] keys to darken the screen and the [Fn] + [F3] keys to brighten the screen. The screen brightness adjustment bar in **[Quick Settings]** on the right side of the taskbar allows you to adjust the system brightness. 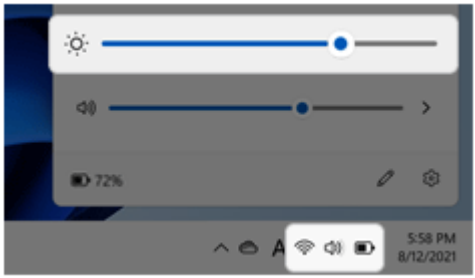
Volume	[Fn] + [F11], [F12]	Press the [Fn] + [F11] to lower the volume and [Fn] + [F12] to increase the volume. The volume adjustment bar in **[Quick Settings]** on the right side of the taskbar allows you to adjust the volume. 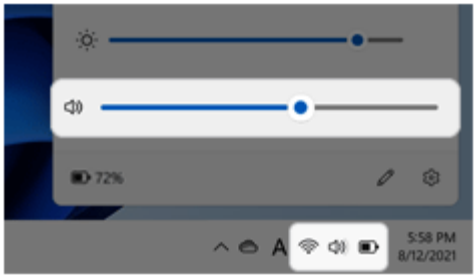
Mute	[Fn] + [F10]	Whenever you press [Fn] + [F10], it operates as mute/ unmute. If you select the [🔊] icon in **[Quick Settings]** on the right side of the taskbar, you can enable or disable the mute function.

Hearing Protection Feature

The product is equipped with a hearing protection feature to protect your ears from pressurized sound while using earphones or headphones.

The feature is set to off by default and can be manually turned on as follows:

1 Select the Start button [ ] > **[All apps]** > **[Realtek Audio Console]**.

2 Connect an earphone or headphone and select the [Headphones] menu.

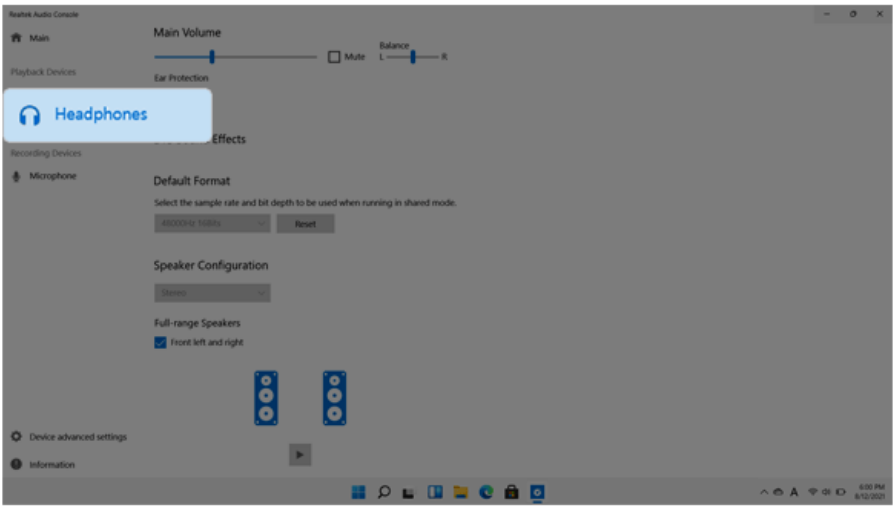

3 Set **[Ear Protection]** to [On] to activate the hearing protection feature.

TIP

A warning message will be displayed if the volume is high while this feature is on.

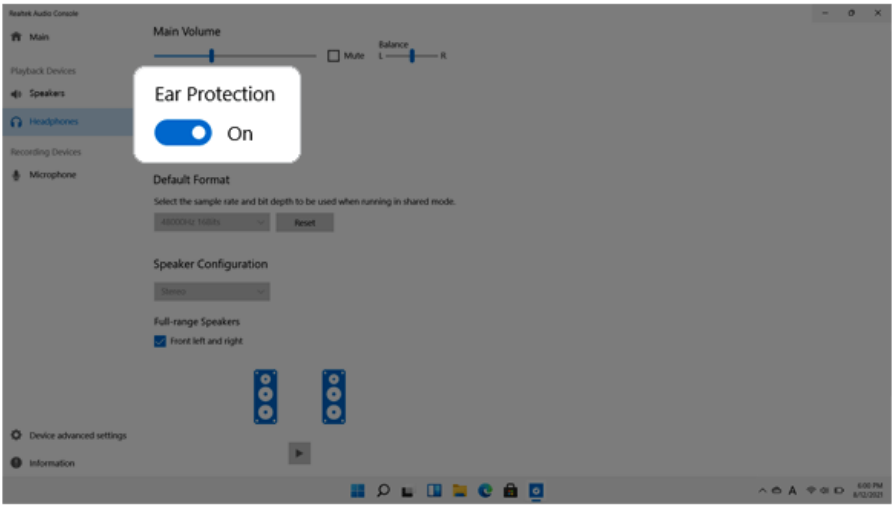

Using the Touchpad

The built-in touchpad provides the same functionality as an external mouse. You can use the touchpad and USB mouse simultaneously.

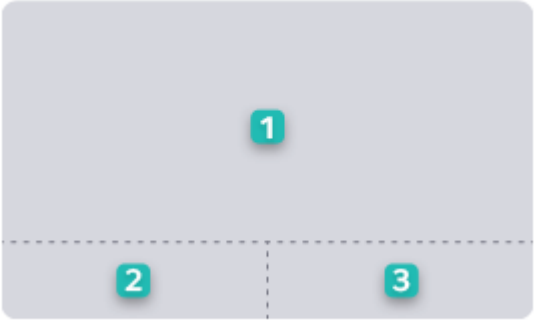

1 Touchpad
- Moves the cursor.

2 Left button
- Use to select or execute programs.

3 Right button
- Functions as the right button of a mouse in most cases. However, the usage may differ depending on programs.