Audix Technology Corp.
No. 491, Zhongfu Rd., Linkou Dist.,
New Taipei City244,Taiwan

Tel: +886 2 26099301
Fax: +886 2 26099303

FCC 15.247 & RSS-247
2.4GHz Test Report

for

LG Electronics Inc.

222, LG-ro, Jinwi-myeon Pyeongtaek-Si, Gyeonggi-Do, 17709 Republic of Korea

Product Name	**:**	**Notebook Computer**
Model Name	**:**	**(1)14Z90RS (2)14ZD90RS**
Brand		**LG**
FCC ID	**:**	**BEJNT-14Z90RS**
IC	**:**	**2703H-14Z90RS**

Prepared by:	**:**	**AUDIX Technology Corporation, EMC Department**

Testing Laboratory
1724

The test report is based on a single evaluation of one sample of the above-mentioned products. It does not imply an assessment of the whole production and does not permit the use of the test lab logo.

This test report may be reproduced in full only. The document may only be updated by Audix Technology Corp. personnel. Any changes will be noted in the Document History section of the report.

Audix Technology Corp.
No. 491, Zhongfu Rd., Linkou Dist.,
New Taipei City244,Taiwan

Tel: +886 2 26099301
Fax: +886 2 26099303

TABLE OF CONTENTS

Description Page

TEST REPORT 4
1. REVISION RECORD OF TEST REPORT 5
2. SUMMARY OF TEST RESULTS 6
3. GENERAL INFORMATION 7
3.1. Description of Application 7
3.2. Description of EUT 8
3.3. Reference Test Guidance 9
3.4. Antenna Information 9
3.5. EUT Specifications Assessed in Current Report 10
3.6. Descriptions of Key Components 12
3.7. Test Configuration 14
3.8. Output Power Setting 21
3.9. Tested Supporting System List 22
3.10. Setup Configuration 23
3.11. Operating Condition of EUT 23
3.12. Description of Test Facility 24
3.13. Measurement Uncertainty 25
4. MEASUREMENT EQUIPMENTLIST 27
4.1. Conducted Emission Measurement 27
4.2. Radiated Emission Measurement 28
4.3. RF Conducted Measurement 28
5. CONDUCTED EMISSION 29
5.1. Block Diagram of Test Setup 29
5.2. Conducted Emission Limit 29
5.3. Test Procedure 29
5.4. Test Results 29
6. RADIATED EMISSION 30
6.1. Block Diagram of Test Setup 30
6.2. Radiated Emission Limits 31
6.3. Test Procedure 32
6.4. Measurement Result Explanation 33
6.5. Test Results 33
7. DTS/OCCUPIED BANDWIDTH 34
7.1. Block Diagram of Test Setup 34
7.2. Specification Limits 34
7.3. Test Procedure 34
7.4. Test Results 34
8. MAXIMUM PEAK OUTPUT POWER 35
8.1. Block Diagram of Test Setup 35
8.2. Specification Limits 35
8.3. Test Procedure 36
8.4. Test Results 36
9. EMISSION LIMITATIONS 37

This test report may be reproduced in full only. The document may only be updated by Audix Technology Corp. personnel. Any changes will be noted in the Document History section of the report.

Audix Technology Corp.
No. 491, Zhongfu Rd., Linkou Dist.,
New Taipei City244,Taiwan
Tel: +886 2 26099301
Fax: +886 2 26099303

9.1. Block Diagram of Test Setup 37
9.2. Specification Limits 37
9.3. Test Procedure 37
9.4. Test Results 38
10. POWER SPECTRAL DENSITY 39
10.1. Block Diagram of Test Setup 39
10.2. Specification Limits 39
10.3. Test Procedure 39
10.4. Test Results 39
11. DEVIATION TO TEST SPECIFICATIONS 40

APPENDIX A TEST DATA AND PLOTS
APPENDIX B TEST PHOTOGRAPHS

This test report may be reproduced in full only. The document may only be updated by Audix Technology Corp. personnel. Any changes will be noted in the Document History section of the report.

Audix Technology Corp.
No. 491, Zhongfu Rd., Linkou Dist.,
New Taipei City244,Taiwan

Tel: +886 2 26099301
Fax: +886 2 26099303

TEST REPORT

Applicant	:	LG Electronics Inc.
Manufacturer	:	LG Electronics Inc.
Factory	:	LG Electronics Nanjing New Technology Co., Ltd.
EUT Description		
(1) Product	:	Notebook Computer
(2) Model	:	(1)14Z90RS (2)14ZD90RS
(3) Brand	:	LG
(4) Power Supply	:	DC 20V, 3.25A

Applicable Standards:

Title 47 CFR FCC Part 15 Subpart C
RSS-Gen (Issue 5), Amendment 2, February 2021
RSS-247 (Issue 2), February 2017

Audix Technology Corp. tested the equipment mentioned in accordance with the requirements set forth in the above standards. Test results indicate that the equipment tested is capable of demonstrating compliance with the requirements as documented within this report.
Audix Technology Corp. does not assume responsibility for any conclusions and generalizations drawn from the test results with regard to other specimens and samples.

Date of Report: 2022. 11. 18

Reviewed by: Sunnie Huang (Sunnie Huang/Administrator)

Approved by: Johnny Hsueh (Johnny Hsueh/Section Manager)

This test report may be reproduced in full only. The document may only be updated by Audix Technology Corp. personnel. Any changes will be noted in the Document History section of the report.

Audix Technology Corp.
No. 491, Zhongfu Rd., Linkou Dist.,
New Taipei City244,Taiwan

Tel: +886 2 26099301
Fax: +886 2 26099303

1. REVISION RECORD OF TEST REPORT

Edition No	Issued Date	Revision Summary	Report Number
0	2022. 11. 18	Original Report	EM-F220769

This test report may be reproduced in full only. The document may only be updated by Audix Technology Corp. personnel. Any changes will be noted in the Document History section of the report.

Audix Technology Corp.
No. 491, Zhongfu Rd., Linkou Dist.,
New Taipei City244,Taiwan
Tel: +886 2 26099301
Fax: +886 2 26099303

2. SUMMARY OF TEST RESULTS

Rule		Description	Results
FCC	IC		
15.207	RSS-Gen §8.8	Conducted Emission	**PASS**
15.247(d)/ 15.205	RSS-Gen §8.9 RSS-247 §5.5	Radiated Band Edge and Radiated Spurious Emission	**PASS**
15.247(a)(2)	RSS-247 §5.2(1)	DTS/Occupied Bandwidth	**PASS**
15.247(b)(3)	RSS-247 §5.4(4)	Maximum Peak Output Power	**PASS**
15.247(d)	RSS-247 §5.5	Conducted Band Edges and Conducted Spurious Emission	**PASS**
15.247 (e)	RSS-247 §5.2(2)	Peak Power Spectral Density	**PASS**
15.203	---	Antenna Requirement	**Compliance**
Note: The uncertainties value is not used in determining the result.			

This test report may be reproduced in full only. The document may only be updated by Audix Technology Corp. personnel. Any changes will be noted in the Document History section of the report.

Audix Technology Corp.
No. 491, Zhongfu Rd., Linkou Dist.,
New Taipei City244,Taiwan
Tel: +886 2 26099301
Fax: +886 2 26099303

3. GENERAL INFORMATION

3.1. Description of Application

Applicant	LG Electronics Inc. 222, LG-ro, Jinwi-myeon Pyeongtaek-Si, Gyeonggi-Do, 17709 Republic of Korea
Manufacturer	LG Electronics Inc. 222, LG-ro, Jinwi-myeon Pyeongtaek-Si, Gyeonggi-Do, 17709 Republic of Korea
Factory	LG Electronics Nanjing New Technology Co., Ltd. No.346,Yaoxin Road, Economic & Technical Development Zone, Nanjing, China.
Product	Notebook Computer
Model	(1)14Z90RS (2)14ZD90RS The difference between all models is different in the sales customers and color difference.
Brand	LG

This test report may be reproduced in full only. The document may only be updated by Audix Technology Corp. personnel. Any changes will be noted in the Document History section of the report.

Audix Technology Corp.
No. 491, Zhongfu Rd., Linkou Dist.,
New Taipei City244,Taiwan

Tel: +886 2 26099301
Fax: +886 2 26099303

3.2. Description of EUT

<table>
<tr><td>Test Model</td><td>14Z90RS</td></tr>
<tr><td>Serial Number</td><td>N/A</td></tr>
<tr><td>Power Rating</td><td>DC 20V, 3.25A</td></tr>
<tr><td>Software Version</td><td>XY (X, Y can be 0 to 9 for different SW version not influence RF parameter)</td></tr>
<tr><td>RF Features</td><td>WLAN:802.11 a/b/g/n/ac/ax
Bluetooth: BT and BLE (BT 5.1)</td></tr>
<tr><td>Transmit Type</td><td>
<table>
<tr><th colspan="2">2.4 GHz</th></tr>
<tr><td>802.11b</td><td>1T1R</td></tr>
<tr><td>802.11g</td><td>1T1R</td></tr>
<tr><td>802.11n-HT20</td><td>2T2R</td></tr>
<tr><td>802.11n-HT40</td><td>2T2R</td></tr>
<tr><td>802.11ax-HE20</td><td>2T2R</td></tr>
<tr><td>802.11ax-HE40</td><td>2T2R</td></tr>
<tr><td>BT/BLE</td><td>1T1R</td></tr>
</table>
<table>
<tr><th colspan="2">U-NII Bands</th></tr>
<tr><td>802.11a</td><td>1T1R</td></tr>
<tr><td>802.11n-HT20/802.11ac-VHT20/802.11ax-HE20</td><td>2T2R</td></tr>
<tr><td>802.11n-HT40/802.11ac-VHT40/802.11ax-HE40</td><td>2T2R</td></tr>
<tr><td>802.11ac-VHT80/802.11ax-HE80</td><td>2T2R</td></tr>
<tr><td>802.11ac-VHT160/802.11ax-HE160</td><td>2T2R</td></tr>
</table>
The MIMO is uncorrelated and supported SDM mode only.
</td></tr>
<tr><td>Test Sample</td><td>
<table>
<tr><th>Sample No.</th><th>Test Item</th><th>Firmware</th></tr>
<tr><td>02</td><td>AC Conduction, RSE, RF Conducted</td><td>N/A</td></tr>
</table>
</td></tr>
<tr><td>Sample Status</td><td>Trial sample</td></tr>
<tr><td>Date of Receipt</td><td>2022. 10. 13</td></tr>
<tr><td>Date of Test</td><td>2022. 10. 17 ~ 11. 10</td></tr>
<tr><td>Interface Ports of EUT</td><td>• Two USB Type C Port
• One Earphone Port
• One Micro SD Card Slot
• One USB 3.2 Port</td></tr>
<tr><td>Accessories Supplied</td><td>• AC Adapter
• USB C Cable
• LAN Gender</td></tr>
</table>

This test report may be reproduced in full only. The document may only be updated by Audix Technology Corp. personnel. Any changes will be noted in the Document History section of the report.

Audix Technology Corp.
No. 491, Zhongfu Rd., Linkou Dist.,
New Taipei City244,Taiwan

Tel: +886 2 26099301
Fax: +886 2 26099303

3.3. Reference Test Guidance

KDB 662911 D01 Multiple Transmitter Output v02r01
ANSI C63.10:2013

3.4. Antenna Information

No.	Antenna Part Number	Manufacture	Antenna Type	Frequency (MHz)	Max Gain(dBi)	
					AUX	Main
1.	WA-P-LELE-04-033	INPAQ	Mono-Pole	2400	3.8	3.1
				2450	3.9	3.7
				2500	4.1	3.2
				5150	2.5	1.9
				5400	1.0	2.8
				5850	1.2	1.4
				5925	1.7	1.5
				6525	0.2	-0.4
				7125	2.9	3.8

According to KDB 662911 D01 d) ii), transmit signals are completely uncorrelated, then
Directional gain = $10 \log[(10^{G1/10} + 10^{G2/10} + \ldots + 10^{GN/10})/N_{ANT}]$ dBi

Note 1. 2.4G: Directional gain =
2400MHz: Directional gain = $10 \log[(10^{3.8/10} + 10^{3.1/10})/2] = 3.46$dBi
2450MHz: Directional gain = $10 \log[(10^{3.9/10} + 10^{3.7/10})/2] = 3.80$dBi

Note 2. 5G: Directional gain =
5150MHz: = $10 \log[(10^{2.5/10} + 10^{1.9/10})/2] = 2.21$dBi
5400MHz: = $10 \log[(10^{1.0/10} + 10^{2.8/10})/2] = 1.99$dBi
5850MHz: = $10 \log[(10^{1.2/10} + 10^{1.4/10})/2] = 1.30$dBi

Note 3. UNII Band (WLAN 6G):
5925MHz: Directional gain = $10 \log[(10^{1.7/10} + 10^{1.5/10})/2] = 1.60$dBi
6525MHz: Directional gain = $10 \log[(10^{0.2/10} + 10^{-0.4/10})/2] = -0.09$dBi
7125MHz: Directional gain = $10 \log[(10^{2.9/10} + 10^{3.8/10})/2] = 3.37$dBi

We chose the antenna gain corresponding to the frequency listed on the table which is closer to center frequency of WLAN.

This test report may be reproduced in full only. The document may only be updated by Audix Technology Corp. personnel. Any changes will be noted in the Document History section of the report.

Audix Technology Corp.
No. 491, Zhongfu Rd., Linkou Dist.,
New Taipei City244,Taiwan

Tel: +886 2 26099301
Fax: +886 2 26099303

3.5. EUT Specifications Assessed in Current Report

Mode	Fundamental Range (MHz)	Channel Number	Modulation	Data Rate (Mbps)
802.11b	2412-2472	13	DSSS (DBPSK/DQPSK/CCK)	Up to 11
802.11g		13	OFDM (BPSK/QPSK/16QAM/64QAM)	Up to 54
802.11n-HT20				Up to 144.4
802.11n-HT40	2422-2462	9	OFDM (BPSK/QPSK/16QAM/64QAM)	Up to 300
802.11ax-HE20	2412-2472	13	OFDMA (BPSK/ QPSK/ 16QAM/ 64QAM/ 256QAM/1024QAM)	Up to 287
802.11ax-HE40	2422-2462	9		Up to 574
BLE	2402-2480	40	GFSK (1Mbps, 2Mbps, PHY Coded S8, PHY Coded S2)	Up to 2

Channel List			
802.11 b/g/n-HT20/ax-HE20		802.11n-HT40/ax-HE40	
Channel Number	Frequency (MHz)	Channel Number	Frequency (MHz)
1	2412	3	2422
2	2417	4	2427
3	2422	5	2432
4	2427	6	2437
5	2432	7	2442
6	2437	8	2447
7	2442	9	2452
8	2447	10	2457
9	2452	11	2462
10	2457		
11	2462		
12	2467		
13	2472		

This test report may be reproduced in full only. The document may only be updated by Audix Technology Corp. personnel. Any changes will be noted in the Document History section of the report.

Audix Technology Corp.
No. 491, Zhongfu Rd., Linkou Dist.,
New Taipei City244,Taiwan

Tel: +886 2 26099301
Fax: +886 2 26099303

Channel List							
BLE							
Channel Number	Frequency (MHz)	Channel Number	Frequency (MHz)	Channel Number	Frequency (MHz)	Channel Number	Frequency (MHz)
37	2402	09	2422	18	2442	28	2462
00	2404	10	2424	19	2444	29	2464
01	2406	38	2426	20	2446	30	2466
02	2408	11	2428	21	2448	31	2468
03	2410	12	2430	22	2450	32	2470
04	2412	13	2432	23	2452	33	2472
05	2414	14	2434	24	2454	34	2474
06	2416	15	2436	25	2456	35	2476
07	2418	16	2438	26	2458	36	2478
08	2420	17	2440	27	2460	39	2480

This test report may be reproduced in full only. The document may only be updated by Audix Technology Corp. personnel. Any changes will be noted in the Document History section of the report.

Audix Technology Corp.
No. 491, Zhongfu Rd., Linkou Dist.,
New Taipei City244,Taiwan

Tel: +886 2 26099301
Fax: +886 2 26099303

3.6. Descriptions of Key Components

3.6.1. For the All Component Lists

Item	Supplier	Model / Type	Character
System	Microsoft	Win 10	---
		Win 10 Pro	
		Win11 Home	
Main Board	LG	1XZ90RS MAIN B/D PCB	Manufacturer: #1 Hannstar Board Tech (Jiang Yin) Corp.,Ltd. #2 Elec&Eltek Company (MCO) Limited.
WLAN SUB Board	LG	14Z90RS SUB B/D	Manufacturer: #1 HannstarBoardTech(Jiang Yin)Corp.,Ltd. #2JiangSuHuaShen Electronic co.,ltd (HXF) #3 Elec&Eltek Company (MCO) Limited.
CPU (Socket: BGA1744)	Intel	i7-1360P	2.2GHz
	Intel	i5-1340P	1.9GHz
14” LCD Panel	Samsung	ATNA40YK10-0	Resolution: 2880 x 1800, 60/90Hz (WQXGA)
Storage (SSD)	SK hynix	---	256GB
		---	512GB
		---	1TB
		---	2TB
	Samsung	---	128GB
		---	256GB
		---	512GB
		---	1TB
		---	2TB
Memory (RAM)	Samsung	---	16GB LPDDR5x(On Board)
		---	8GB LPDDR5x(On Board)
		---	32GB LPDDR5x(On Board)
	SK Hynix	---	16GB LPDDR5x(On Board)
		---	8GB LPDDR5x(On Board)
		---	32GB LPDDR5x(On Board)
Battery Pack	LG	LBZ722DM	DC 7.76V,72Wh
WLAN Combo Card	Intel	AX211D2W	WLAN and BT, 2x2 PCIe M.2 1216 SD adapter card FCC ID: PD9AX211D2 IC: 1000M-AX211D2
WLAN Combo Antenna	LG (INPAQ)	WA-P-LELE-04-033	PCB, Mono-pole Type Main: Black, Aux: Gray

This test report may be reproduced in full only. The document may only be updated by Audix Technology Corp. personnel. Any changes will be noted in the Document History section of the report.

Audix Technology Corp.
No. 491, Zhongfu Rd., Linkou Dist.,
New Taipei City244,Taiwan
Tel: +886 2 26099301
Fax: +886 2 26099303

Item	Supplier	Model / Type	Character
Keyboard	TIC	KT0120B7	---
	LITE ON	SN8B00	---
Touch Pad	Taifang	TF100AP02001	---
Web Camera	Chicony	CKFLF26(2Mic)	---
	Luxvisions	1BF225N3(2Mic)	---
LAN Gender (Type C to LAN)	SUZHOU MEC ELECTRONICS	80-5946-111	10/100 Megabit Ethernet
		80-5946-230	10/100/1000 Megabit Ethernet
	ARIN TECH CO. LTD	GD-08MF-36-WH-LP10	10/100 Megabit Ethernet
		GD-08MF-36-WH-LP12	10/100/1000 Megabit Ethernet
	HUIZHOU DEHONG TECHNOLOGY CO.,LTD.	370-50713	10/100 Megabit Ethernet
	Type C to LAN: Shielded, Undetached, 0.12m		
AC Adapter	LG (PI ELECTRONICS)	LP65WFC20P-NJ W	I/P: AC 100-240V, 1.6A, 50-60Hz O/P:DC 5V,3A(15W) or DC 9V, 3A(27W)or DC 15V,3A (45W) or DC 20V,3.25A (65W) (US Type, Wall-mount)
	Type C Cable, Shielded, Undetached, 2.0m		

Remark: For more detailed features description, please refer to the manufacturer's specifications or the user manual.

3.6.2. The EUT collocates with following worst components, which are used to establish a basic configuration of system during test:

SKU (Mode) 1			
Main Board		LG, 1XZ90RS MAIN B/D PCB	
SUB Board		LG, 14Z90RS SUB B/D	
CPU		Intel, i7-1360P	
14" LCD Panel		Samsung, ATNA40YK10-0	
Storage (SSD)		Samsung, 2TB	
		Samsung, 256GB	
Memory (RAM)		32GB	
Battery Pack		LG, 75Wh	
Keyboard		TIC, KT0120B7	
Touch Pad		Taifang, TF100AP02001	
Web Camera		Chicony, CKFLF26	
WLAN Combo Card		Intel, AX211D2W	
WLAN Combo Antenna		LG (INPAQ), WA-P-LELE-04-033	
Type C #1	AC Adapter	LG (PI ELECTRONICS), LP65WFC20P-NJ W	
Type C #2	Link to LAN Gender	MEC	10/100/1000Mbps

This test report may be reproduced in full only. The document may only be updated by Audix Technology Corp. personnel. Any changes will be noted in the Document History section of the report.

Audix Technology Corp.
No. 491, Zhongfu Rd., Linkou Dist.,
New Taipei City244,Taiwan

Tel: +886 2 26099301
Fax: +886 2 26099303

3.7. Test Configuration

Mode	TX_{on} (ms)	TX_{on+off} (ms)	Duty Cycle (x)	Duty Cycle Factor [10log(1/x)] (dB)
802.11b	8.360	8.380	0.998	N/A
802.11g	2.080	2.120	0.981	N/A
802.11n-HT20	4.000	4.040	0.990	N/A
802.11n-HT40	3.990	4.030	0.990	N/A
802.11ax-HE20	3.990	4.040	0.988	N/A
802.11ax-HE40	3.990	4.030	0.990	N/A
802.11ax-HE20 (RU Config 26)	2.220	2.290	0.969	0.137
802.11ax-HE20 (RU Config 52)	4.380	4.460	0.982	N/A
802.11ax-HE20 (RU Config 106)	3.780	3.860	0.979	0.092
802.11ax-HE40 (RU Config 242)	4.750	4.830	0.983	N/A

Note: When duty cycle is less than 98% (0.98) that duty cycle factor 10log(1/x) is needed to add in conducted test items measured in average detector.

Mode	TX_{on} (ms)	$T_{on}+T_{off}$(ms)
802.11b		
802.11g	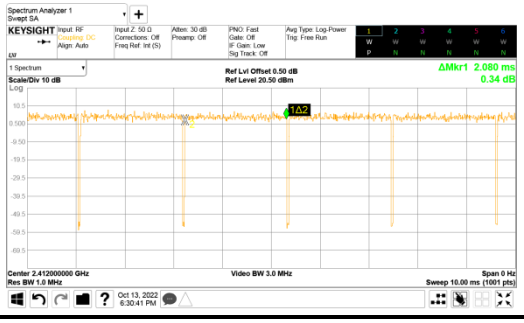	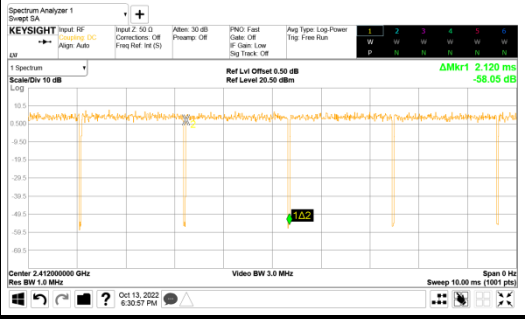

This test report may be reproduced in full only. The document may only be updated by Audix Technology Corp. personnel. Any changes will be noted in the Document History section of the report.

Audix Technology Corp.
No. 491, Zhongfu Rd., Linkou Dist.,
New Taipei City244,Taiwan

Tel: +886 2 26099301
Fax: +886 2 26099303

Mode	TX_{on} (ms)	$T_{on}+T_{off}$(ms)
802.11n-HT20	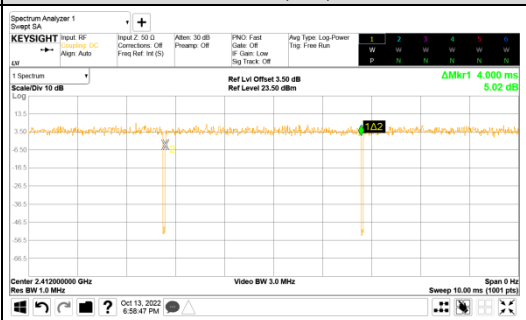	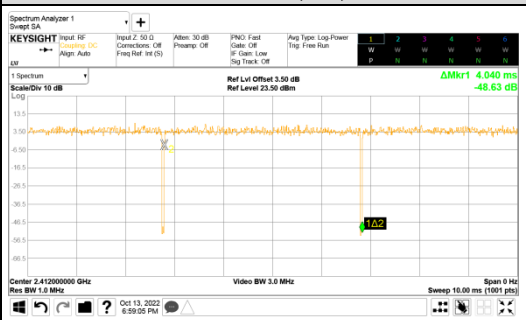
802.11n-HT40	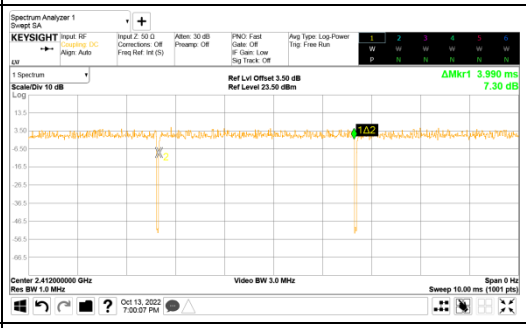	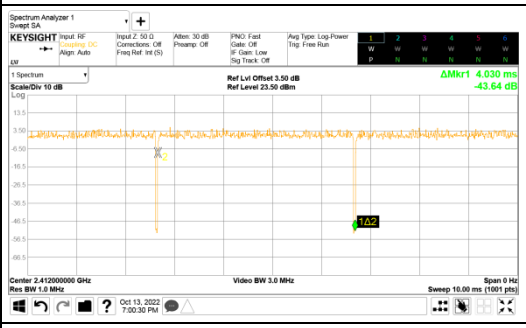
802.11ax-HE20		
802.11ax-HE40	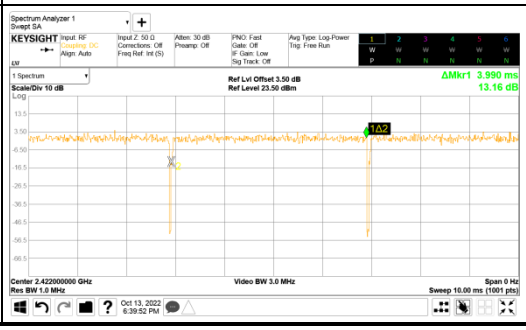	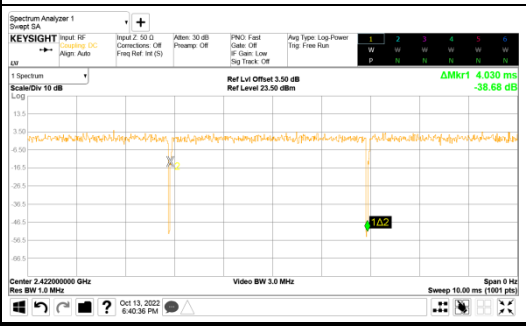

This test report may be reproduced in full only. The document may only be updated by Audix Technology Corp. personnel. Any changes will be noted in the Document History section of the report.

Audix Technology Corp.
No. 491, Zhongfu Rd., Linkou Dist.,
New Taipei City244,Taiwan

Tel: +886 2 26099301
Fax: +886 2 26099303

Mode	TX_{on} (ms)	$T_{on}+T_{off}$(ms)
802.11ax-HE20 (RU Config 26)	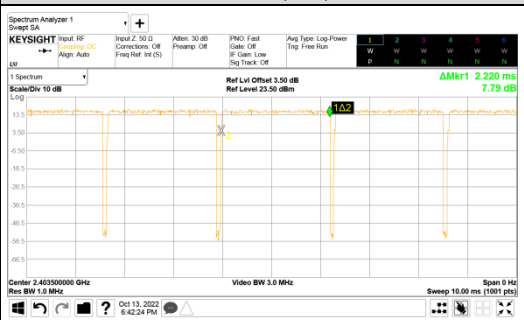	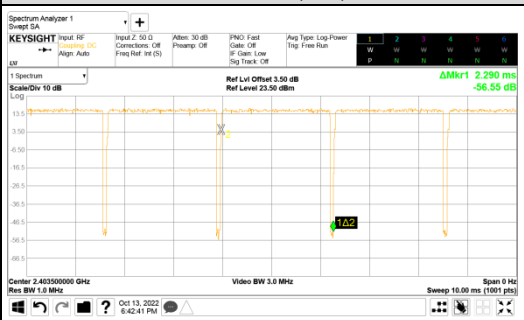
802.11ax-HE20 (RU Config 52)	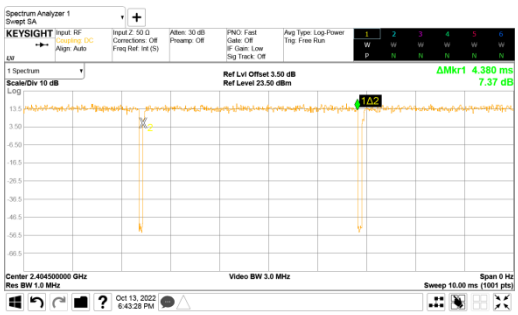	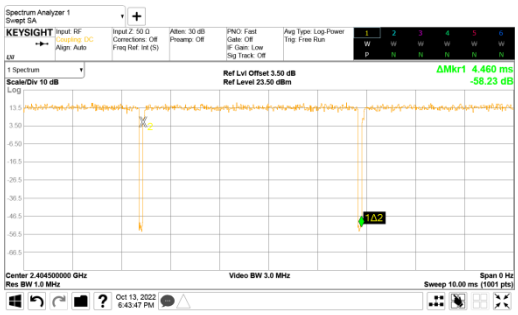
802.11ax-HE20 (RU Config 106)	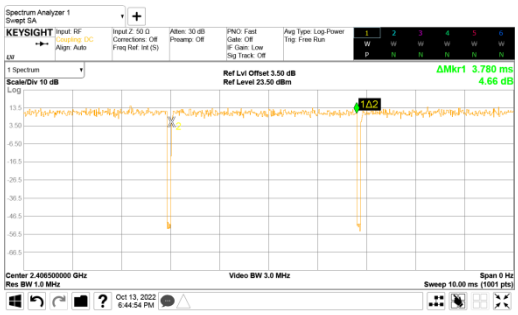	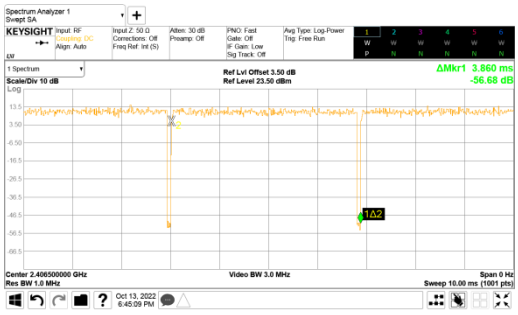
802.11ax-HE40 (RU Config 242)	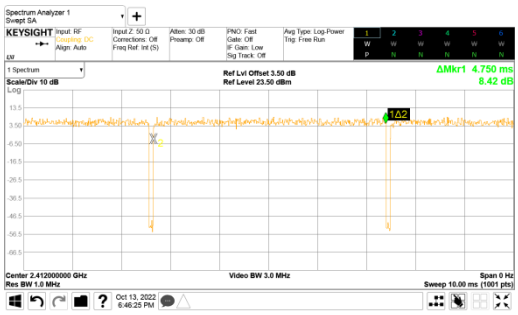	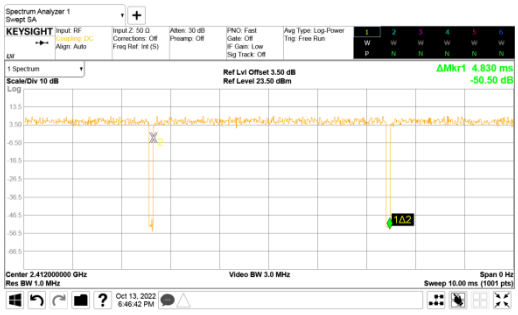

This test report may be reproduced in full only. The document may only be updated by Audix Technology Corp. personnel. Any changes will be noted in the Document History section of the report.

Audix Technology Corp.
No. 491, Zhongfu Rd., Linkou Dist.,
New Taipei City244,Taiwan

Tel: +886 2 26099301
Fax: +886 2 26099303

Mode	TX_{on} (ms)	TX_{on+off} (ms)	Duty Cycle (x)	Duty Cycle Factor [10log(1/x)] (dB)
BLE (2Mbps)	1.080	1.800	0.600	2.218

Note: When duty cycle is less than 98% (0.98) that duty cycle factor 10log(1/x) is needed to add in conducted test items measured in average detector.

Mode	TX_{on} (ms)	$T_{on}+T_{off}$(ms)
BLE (2Mbps)	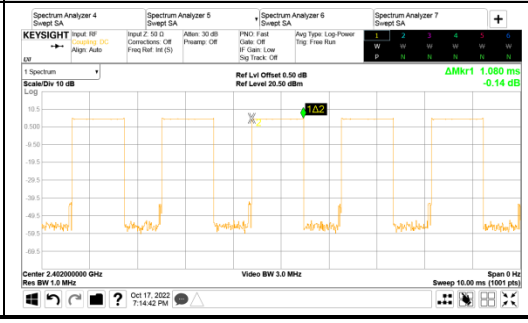	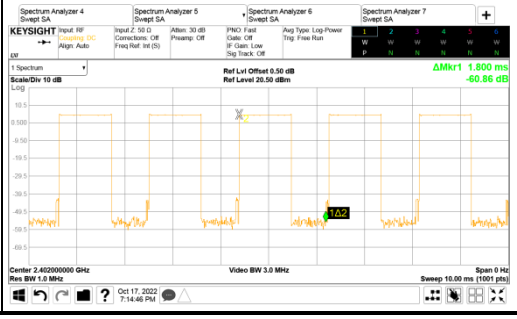

This test report may be reproduced in full only. The document may only be updated by Audix Technology Corp. personnel. Any changes will be noted in the Document History section of the report.

Audix Technology Corp.
No. 491, Zhongfu Rd., Linkou Dist.,
New Taipei City244,Taiwan

Tel: +886 2 26099301
Fax: +886 2 26099303

AC Conduction
Normal operation

Item		Mode	Data Rate	Test Channel
Radiated Test Case	Radiated Spurious Emission (30MHz~1GHz)	802.11n-HT20	MCS8	7
		BLE	2Mbps	39

Item		Mode	Data Rate	Test Channel
Radiated Test Case	Radiated Band Edge Note1	802.11b	1Mbps	1/11/12/13
		802.11g	6Mbps	1/2/10/11/12/13
		802.11n-HT20	MCS8	1/2/3/10/11/12/13
		802.11n-HT40	MCS8	3/9/10/11
		802.11ax-HE20	HE0	1/2/3/10/11/12/13
		802.11ax-HE40	HE0	3/9/10/11
		BLE	2Mbps	37/39
	Radiated Spurious Emission Note1 & 2	802.11b	1Mbps	7
		802.11g	6Mbps	7
		802.11n-HT20	MCS8	7
		802.11n-HT40	MCS8	7
		802.11ax-HE20	HE0	7
		802.11ax-HE40	HE0	7
		BLE	2Mbps	37/17/39

Item		Mode	RU Config	Test Channel
Radiated Test Case	Radiated Band Edge Note 1	802.11ax-HE20	26/0	1
			52/37	
			106/53	
			26/8	13
			52/40	
			106/54	
		802.11ax-HE40	242/61	3
			242/62	11

This test report may be reproduced in full only. The document may only be updated by Audix Technology Corp. personnel. Any changes will be noted in the Document History section of the report.

Audix Technology Corp.
No. 491, Zhongfu Rd., Linkou Dist.,
New Taipei City244,Taiwan

Tel: +886 2 26099301
Fax: +886 2 26099303

Item		Mode	Data Rate	Test Channel
Conducted Test Case	DTS/Occupied Bandwidth	802.11b	1Mbps	1/7/11/13
		802.11g	6Mbps	1/7/11/13
		802.11n-HT20	MCS8	1/7/11/13
		802.11n-HT40	MCS8	3/7/9/11
		802.11ax-HE20	HE0	1/7/11/13
		802.11ax-HE40	HE0	3/7/9/11
		BLE	1Mbps	37/17/39
			2Mbps	37/17/39
			PHY Coded S2	37/17/39
			PHY Coded S8	37/17/39
	Peak Output Power	802.11b	1Mbps	1/7/8/11/12/13
		802.11g	6Mbps	1/2/7/10/11/12/13
		802.11n-HT20	MCS8	1/2/3/7/10/11/12/13
		802.11n-HT40	MCS8	3/7/9/10/11
		802.11ax-HE20	HE0	1/2/7/10/11/12/13
		802.11ax-HE40	HE0	3/7/9/10/11
		BLE	1Mbps	37/17/39
			2Mbps	37/17/39
			PHY Coded S2	37/17/39
			PHY Coded S8	37/17/39
	Band Edge	802.11b	1Mbps	1/11/13
		802.11g	6Mbps	1/11/13
		802.11n-HT20	MCS8	1/11/13
		802.11n-HT40	MCS8	3/9/11
		802.11ax-HE20	HE0	1/11/13
		802.11ax-HE40	HE0	3/9/11
		BLE	2Mbps	37/39
	Spurious Emission	802.11b	1Mbps	1/7/11/13
		802.11g	6Mbps	1/7/11/13
		802.11n-HT20	MCS8	1/7/11/13
		802.11n-HT40	MCS8	3/7/9/11
		802.11ax-HE20	HE0	1/7/11/13
		802.11ax-HE40	HE0	3/7/9/11
		BLE	2Mbps	37/17/39
	Peak Power Spectral Density	802.11b	1Mbps	1/7/11/13
		802.11g	6Mbps	1/7/11/13
		802.11n-HT20	MCS8	1/7/11/13
		802.11n-HT40	MCS8	3/7/9/11
		802.11ax-HE20	HE0	1/7/11/13
		802.11ax-HE40	HE0	3/7/9/11
		BLE	2Mbps	37/17/39

This test report may be reproduced in full only. The document may only be updated by Audix Technology Corp. personnel. Any changes will be noted in the Document History section of the report.

Audix Technology Corp.
No. 491, Zhongfu Rd., Linkou Dist.,
New Taipei City244,Taiwan
Tel: +886 2 26099301
Fax: +886 2 26099303

Item		Mode	Data Rate	RU Configuration	Test Channel
Conducted Test Case	DTS/Occupied Bandwidth	802.11ax-HE20	HE0	26/0	1
				52/37	
				106/53	
			HE0	26/8	13
				52/40	
				106/54	
		802.11ax-HE40	HE0	242/61	3
			HE0	242/62	11
	Peak Output Power	802.11ax-HE20	HE0	26/0	1
				52/37	
				106/53	
			HE0	26/8	13
				52/40	
				106/5	
		802.11ax-HE40	HE0	242/61	3
			HE0	242/62	11
	Peak Power Spectral Density	802.11ax-HE20	HE0	26/0	1
				52/37	
				106/53	
			HE0	26/8	13
				52/40	
				106/54	
		802.11ax-HE40	HE0	242/61	3
			HE0	242/62	11

Note 1: □Mobile Device ■Portable Device
and 3 axis were assessed. The worst scenario for Radiated Spurious Emission as follow:
■Lie□Side □Stand

Note 2: Low, mid, and high channels were measured, only the worst channel of each modulation was presented in this report.

Note 3: The modulation and bandwidth are similar for 802.11n mode for HT20/HT40 and 802.11ac mode for VHT20/VHT40, therefore investigated worst case to representative mode in the test report.

Note 4: The data rates were selected based on preliminary testing that identified rate as the worst case for output power.

This test report may be reproduced in full only. The document may only be updated by Audix Technology Corp. personnel. Any changes will be noted in the Document History section of the report.

Audix Technology Corp.
No. 491, Zhongfu Rd., Linkou Dist.,
New Taipei City244,Taiwan

Tel: +886 2 26099301
Fax: +886 2 26099303

3.8. Output Power Setting

Mode	Centre Frequency (MHz)	Power Setting		Mode	Centre Frequency (MHz)	Power Setting	
		AUX	Main			AUX	Main
802.11b	2412	20.000	20.000	802.11g	2412	17.000	17.000
	2442	20.000	20.000		2417	19.000	19.250
	2462	20.000	20.000		2442	20.000	20.000
	2467	19.000	18.750		2457	18.750	18.500
	2472	16.500	15.500		2462	16.750	16.750
					2467	14.500	14.250
					2472	11.500	11.500

Mode	Centre Frequency (MHz)	Power Setting		Mode	Centre Frequency (MHz)	Power Setting	
		AUX	Main			AUX	Main
802.11n-HT20	2412	14.750	14.750	802. 11n-HT40	2422	13.750	13.750
	2417	17.000	17.000		2442	14.750	14.750
	2422	19.250	19.250		2452	13.750	13.750
	2442	20.000	20.000		2457	9.000	9.000
	2457	18.250	18.250		2462	5.500	5.500
	2462	15.000	15.000				
	2467	11.000	11.000				
	2472	6.000	6.000				

Mode	Centre Frequency (MHz)	Power Setting		Mode	Centre Frequency (MHz)	Power Setting	
		AUX	Main			AUX	Main
802.11ax-HE20	2412	14.750	14.750	802.11ax-HE40	2422	13.750	13.750
	2417	17.000	17.000		2442	14.750	14.750
	2422	19.250	19.250		2452	13.750	13.750
	2442	20.000	20.000		2457	9.000	9.000
	2457	18.250	18.250		2462	5.500	5.500
	2462	15.000	15.000				
	2467	11.000	11.000				
	2472	6.000	6.000				

This test report may be reproduced in full only. The document may only be updated by Audix Technology Corp. personnel. Any changes will be noted in the Document History section of the report.

Audix Technology Corp.
No. 491, Zhongfu Rd., Linkou Dist.,
New Taipei City244,Taiwan
Tel: +886 2 26099301
Fax: +886 2 26099303

Mode	RU Configuration	Centre Frequency (MHz)	Power Setting	
			AUX	Main
802.11ax-HE20	26/0	2412	18.250	17.500
	52/37		18.250	17.500
	106/53		18.250	17.500
	26/0	2472	5.500	5.500
	52/37		6.000	6.000
	106/53		6.000	6.000
802.11ax-HE40	242/61	2422	15.000	15.000
	242/62	2462	6.000	6.000

Mode	Centre Frequency (MHz)	Power Setting			
		1Mbps	2Mbps	PHY Coded S2	PHY Coded S8
BLE	2402	Default	Default	Default	Default
	2440	Default	Default	Default	Default
	2480	Default	Default	Default	Default

3.9. Tested Supporting System List

3.9.1. Support Peripheral Unit

No.	Product	Brand	Model No.	Serial No.	Approval
1.	USB Mouse	hp	MOFYUO	FCMHH0AKZBD7LC	N/A
2.	Earphone	APPLE	N/A	N/A	N/A
3.	SD Card	ADATA	MicroSDHC Card	N/A	N/A
Partner System					
4.	AP Server	ASUS	RT-AX88U	N/A	FCC ID: MSQ-RTAXHP00 IC: 3568A-RTAXHP00

3.9.2. Cable Lists

No.	**Cable Description Of The Above Support Units**
1.	USB Cable: Unshielded, Undetachable, 0.7m
2.	Earphone Cable: Unshielded, Undetachable, 1.2m
3.	N/A
4.	AC adapter: M/N:WA-30B12, Cable: Unshielded, Detachable, 1.2m LAN cable: Unshielded, Detachable,3.0m
5.	LAN cable: Unshielded, Detachable, 1.8m

This test report may be reproduced in full only. The document may only be updated by Audix Technology Corp. personnel. Any changes will be noted in the Document History section of the report.

Audix Technology Corp.
No. 491, Zhongfu Rd., Linkou Dist.,
New Taipei City244,Taiwan

Tel: +886 2 26099301
Fax: +886 2 26099303

3.10.Setup Configuration

3.10.1. EUT Configuration for Power Line & Radiated Emission

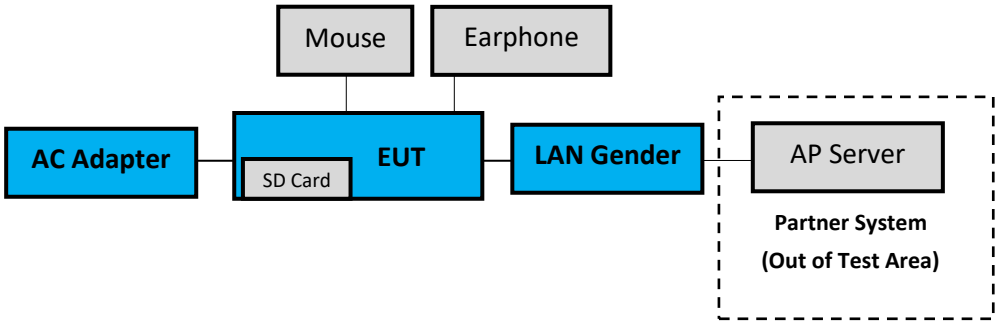

3.10.2. EUT Configuration for RF Conducted Test Items

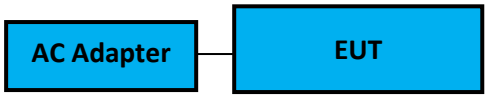

3.11.Operating Condition of EUT

Test program "DRTU" is used for enabling EUT BT or WLAN function under continues transmitting and choosing data rate/ channel.
[ANT AUX port (A Button in DRTU), ANT Main port (B Button in DRTU)].

This test report may be reproduced in full only. The document may only be updated by Audix Technology Corp. personnel. Any changes will be noted in the Document History section of the report.

Audix Technology Corp.
No. 491, Zhongfu Rd., Linkou Dist.,
New Taipei City244,Taiwan

Tel: +886 2 26099301
Fax: +886 2 26099303

3.12.Description of Test Facility

Name of Test Firm	Audix Technology Corporation / EMC Department No. 491, Zhongfu Rd., Linkou Dist., New Taipei City 244, Taiwan Tel: +886-2-26092133 Fax: +886-2-26099303 Website : www.audixtech.com Contact e-mail: attemc_report@audixtech.com
Accreditations	The laboratory is accredited by following organizations under ISO/IEC 17025:2017 (1) NVLAP(USA) NVLAP Lab Code 200077-0 (2) TAF(Taiwan) No. 1724
Test Facilities	FCC OET Designation Number under APEC MRA by NCC is : TW1724 ISED CAB Identifier Number under APEC TEL MRA by NCC is TW1724 (1) No.8 Shielded Room (2) No.1 3m Semi Anechoic Chamber

This test report may be reproduced in full only. The document may only be updated by Audix Technology Corp. personnel. Any changes will be noted in the Document History section of the report.

Audix Technology Corp.
No. 491, Zhongfu Rd., Linkou Dist.,
New Taipei City244,Taiwan

Tel: +886 2 26099301
Fax: +886 2 26099303

3.13.Measurement Uncertainty

Test Items/Facilities			Frequency Range	Uncertainty
Conduction Test	☐	No. 7 Shielded Room	9kHz-150kHz	±3.7dB
			150kHz-30MHz	±3.4dB
	☒	No. 8 Shielded Room	9kHz-150kHz	±3.7dB
			150kHz-30MHz	±3.5dB
Radiation Test	☒	No.1 3m Semi Anechoic Chamber	30MHz-200MHz, 3m, Horizontal	±3.8dB
			200MHz-1000MHz, 3m, Horizontal	±4.4dB
			30MHz-200MHz, 3m, Vertical	±4.5dB
			200MHz-1000MHz, 3m, Vertical	±4.7dB
			1GHz-6GHz, 3m	±4.9dB
			6GHz-18GHz, 3m	±4.5dB
	☐	No.3 3m Semi Anechoic Chamber	30MHz-200MHz, 3m, Horizontal	±4.0dB
			200MHz-1000MHz, 3m, Horizontal	±4.3dB
			30MHz-200MHz, 3m, Vertical	±4.6dB
			200MHz-1000MHz, 3m, Vertical	±4.7dB
			1GHz-6GHz, 3m	±4.8dB
			6GHz-18GHz, 3m	±4.5dB
	☐	No.4 3m Semi Anechoic Chamber	30MHz-200MHz, 3m, Horizontal	±4.3dB
			200MHz-1000MHz, 3m, Horizontal	±4.3dB
			30MHz-200MHz, 3m, Vertical	±4.6dB
			200MHz-1000MHz, 3m, Vertical	±4.7dB
			1GHz-6GHz, 3m	±4.8dB
			6GHz-18GHz, 3m	±4.4dB
	☐	No.5 3m Semi Anechoic Chamber	30MHz-200MHz, 3m, Horizontal	±4.3dB
			200MHz-1000MHz, 3m, Horizontal	±4.3dB
			30MHz-200MHz, 3m, Vertical	±4.5dB
			200MHz-1000MHz, 3m, Vertical	±4.6dB
			1GHz-6GHz, 3m	±4.9dB
			6GHz-18GHz, 3m	±4.1dB
	Radiated emissions (18GHz-40GHz)		18GHz-40GHz, 3m	±3.4dB

Remark：Uncertainty = $ku_c(y)$

This test report may be reproduced in full only. The document may only be updated by Audix Technology Corp. personnel. Any changes will be noted in the Document History section of the report.

Audix Technology Corp.
No. 491, Zhongfu Rd., Linkou Dist.,
New Taipei City244,Taiwan
Tel: +886 2 26099301
Fax: +886 2 26099303

Test Item	Uncertainty
Bandwidth	± 0.05kHz
Maximum peak output power	± 0.33dB
Power spectral density	± 0.13dB
Conducted Emission Limitations	± 0.13dB

This test report may be reproduced in full only. The document may only be updated by Audix Technology Corp. personnel. Any changes will be noted in the Document History section of the report.

Audix Technology Corp.
No. 491, Zhongfu Rd., Linkou Dist.,
New Taipei City244,Taiwan

Tel: +886 2 26099301
Fax: +886 2 26099303

4. MEASUREMENT EQUIPMENTLIST

4.1. Conducted Emission Measurement

Item	Type	Manufacturer	Model No.	Serial No.	Cal. Date	Cal. Interval
1.	Test Receiver	R&S	ESR3	101774	2022. 01. 11	1 Year
2.	A.M.N.	R&S	ENV432	101567	2022. 05. 26	1 Year
3.	L.I.S.N.	Kyoritsu	KNW-407	8-855-9	2021. 12. 19	1 Year
4.	Pulse Limiter	R&S	ESH3-Z2	100354	2021. 12. 23	1 Year
5.	Digital Thermo-Hygro Meter	iMax	HTC-1	No.8 S/R	2022. 04. 14	1 Year
6.	Coaxial Cable	Yeida	RG/58AU	CE-08	2022. 09. 07	1 Year
7.	Test Software	Audix	e3	V9 18621a	N.C.R.	N.C.R.

This test report may be reproduced in full only. The document may only be updated by Audix Technology Corp. personnel. Any changes will be noted in the Document History section of the report.

Audix Technology Corp.
No. 491, Zhongfu Rd., Linkou Dist.,
New Taipei City244,Taiwan

Tel: +886 2 26099301
Fax: +886 2 26099303

4.2. Radiated Emission Measurement

Item	Type	Manufacturer	Model No.	Serial No.	Cal. Date	Cal. Interval
1.	Spectrum Analyzer	Agilent	N9010A-526	MY53400071	2022. 08. 24	1 Year
2.	Spectrum Analyzer	Agilent	N9030A-526	MY53310269	2022. 02. 01	1 Year
3.	Spectrum Analyzer	Keysight	N9010B-544	MY55460198	2022. 04. 08	1 Year
4.	Test Receiver	R&S	ESCS30	100338	2022. 06. 15	1 Year
5.	Amplifier	HP	8447D	2944A06305	2022. 01. 05	1 Year
6.	Microwave Amplifier	Keysight	83051A	MY56480113	2022. 09. 07	1 Year
7.	Microwave Amplifier	Agilent	8449B	3008A02678	2022. 02. 22	1 Year
8.	Loop Antenna	TESEQ	HLA 6121	60478	2022. 02. 17	1 Year
9.	Bilog Antenna	TESEQ	CBL6112D	33821	2022. 07. 01	1 Year
10.	Double-Ridged Waveguide Horn	ETS-Lindgren	3117	00135902	2022. 03. 21	1 Year
11.	Horn Antenna	COM-POWER	AH-840	101092	2022. 01. 06	1 Year
12.	2.4GHz Notch Filter	K&L Microwave	7NSL10-2441.5/E130.5-O/O	2	2022 .07. 23	1 Year
13.	3GHz Notch Filter	Microwave	H3G018G1	484796	2022 .07. 23	1 Year
14.	Coaxial Cable	MIYAZAKI	5D2W	RE-11	2022. 01. 20	1 Year
15.	Coaxial Cable	HUBER+SUHNER	SUCOFLEX 106	RE-14	2022. 01. 20	1 Year
16.	Coaxial Cable	HUBER+SUHNER	SUCOFLEX 102	RE-30	2022. 08. 22	1 Year
17.	Digital Thermo-Hygro Meter	iMax	HTC-1	No.1 3m A/C	2022. 04. 14	1 Year
18	Test Software	Audix	e3	V9 18621a	N.C.R.	N.C.R.

4.3. RF Conducted Measurement

Item	Type	Manufacturer	Model No.	Serial No.	Cal. Date	Cal. Interval
1.	Spectrum Analyzer	Keysight	N9020B-544	MY57120357	2022. 03. 02	1 Year
2.	Spectrum Analyzer	Agilent	N9030A-526	MY53310269	2022. 02. 01	1 Year
3.	Power Meter	Anritsu	ML2495A	2127005	2022. 11. 30	1 Year
4.	Power Sensor	Anritsu	MA2411B	1911360	2021. 12. 02	1 Year
5.	Digital Thermo-Hygro Meter	iMax	HTC-1	RF-03	2022. 04. 14	1 Year

This test report may be reproduced in full only. The document may only be updated by Audix Technology Corp. personnel. Any changes will be noted in the Document History section of the report.

Audix Technology Corp.
No. 491, Zhongfu Rd., Linkou Dist.,
New Taipei City244,Taiwan
Tel: +886 2 26099301
Fax: +886 2 26099303

5. CONDUCTED EMISSION

5.1. Block Diagram of Test Setup

5.1.1. Block Diagram of EUT

Indicated as section 3.10

5.1.2. Shielded Room Setup Diagram

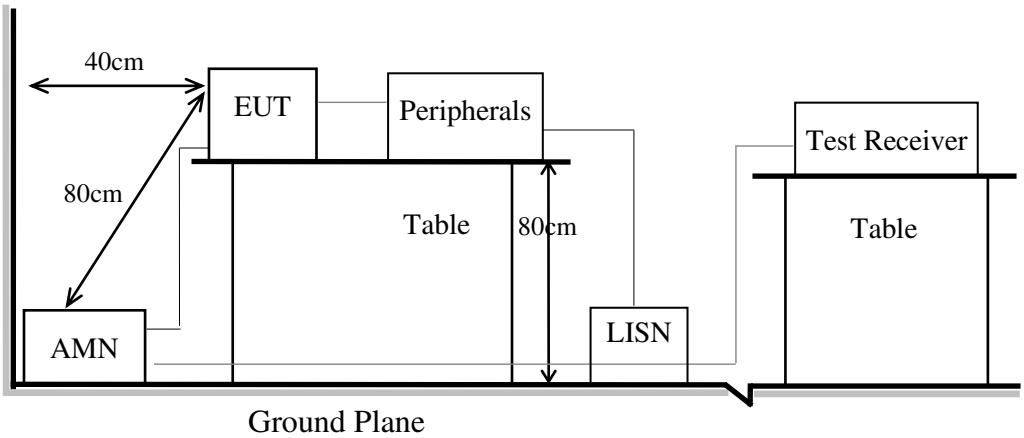

5.2. Conducted Emission Limit

Frequency	Conducted Limit	
	Quasi-Peak Level	Average Level
150kHz ~ 500kHz	66 ~ 56 dBμV	56 ~ 46 dBμV
500kHz ~ 5MHz	56 dBμV	46 dBμV
5MHz ~ 30MHz	60 dBμV	50 dBμV

Remark1.: If the average limit is met when using a Quasi-Peak detector, the measurement using the average detector is not required.
2.: The lower limit applies to the band edges.

5.3. Test Procedure

5.3.1. To set up the EUT as indicated in ANSI C63.10. The EUT was placed on the table which has 80 cm height to the ground and 40 cm distance to the conducting wall.
5.3.2. Power supplier of the EUT was connected to the AC mains through an Artificial Mains Network (A.M.N.).
5.3.3. The AC power supplies to all peripheral devices must be provided through line impedance stabilization network (L.I.S.N.)
5.3.4. Checking frequency range from 150kHz to 30 MHz and record the emission which does not have 20 dB below limit.

5.4. Test Results

Please refer to Appendix A.

This test report may be reproduced in full only. The document may only be updated by Audix Technology Corp. personnel. Any changes will be noted in the Document History section of the report.

Audix Technology Corp.
No. 491, Zhongfu Rd., Linkou Dist.,
New Taipei City244,Taiwan

Tel: +886 2 26099301
Fax: +886 2 26099303

6. RADIATED EMISSION

6.1. Block Diagram of Test Setup

6.1.1. Block Diagram of EUT

Indicated as section 3.10

6.1.2. Setup Diagram for 9kHz-30MHz

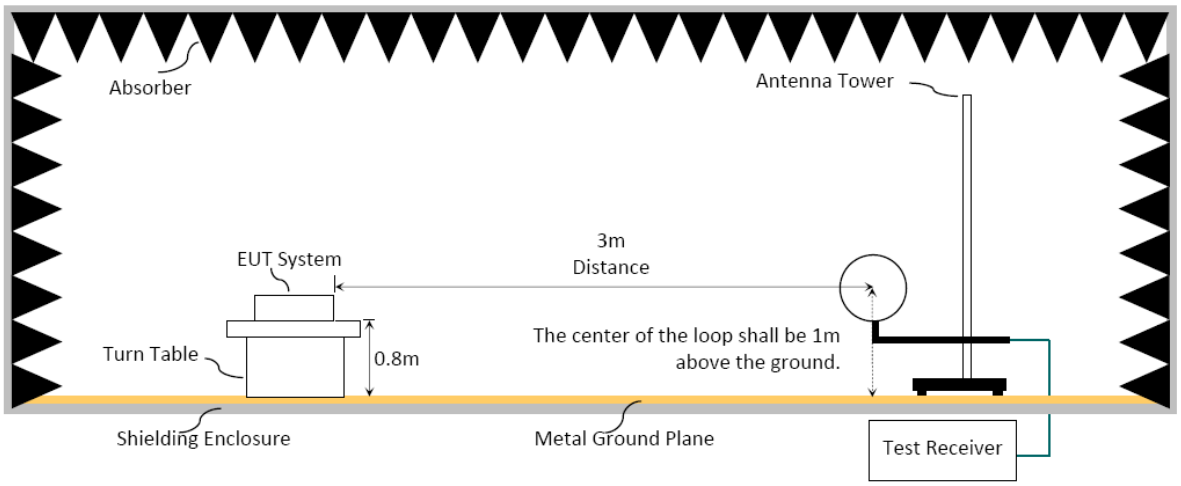

6.1.3. Setup Diagram for 30-1000MHz

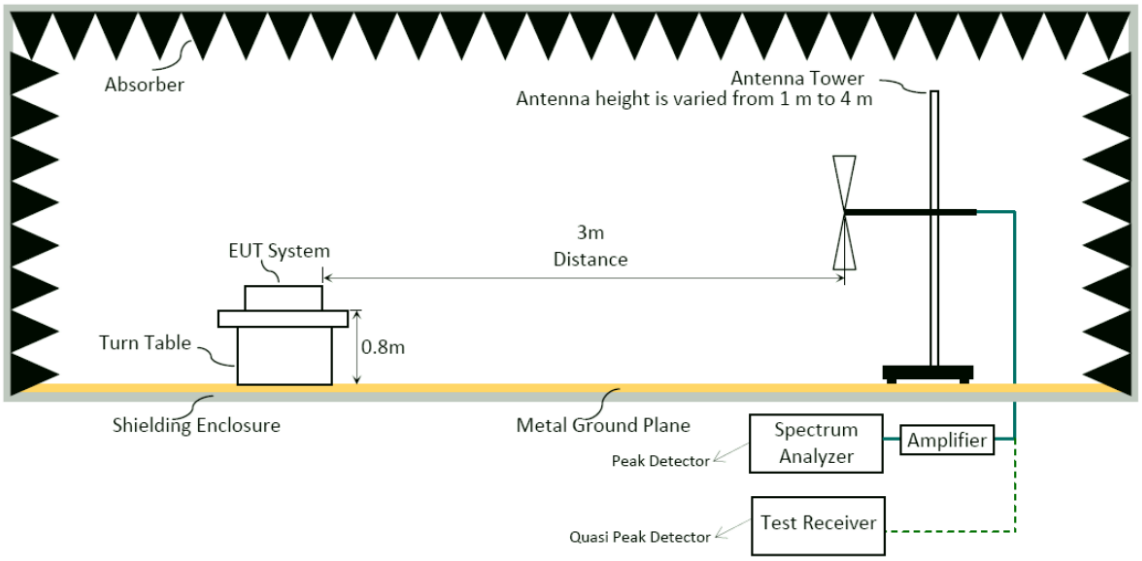

This test report may be reproduced in full only. The document may only be updated by Audix Technology Corp. personnel. Any changes will be noted in the Document History section of the report.

Audix Technology Corp.
No. 491, Zhongfu Rd., Linkou Dist.,
New Taipei City244,Taiwan

Tel: +886 2 26099301
Fax: +886 2 26099303

6.1.4. Setup Diagram for above 1GHz

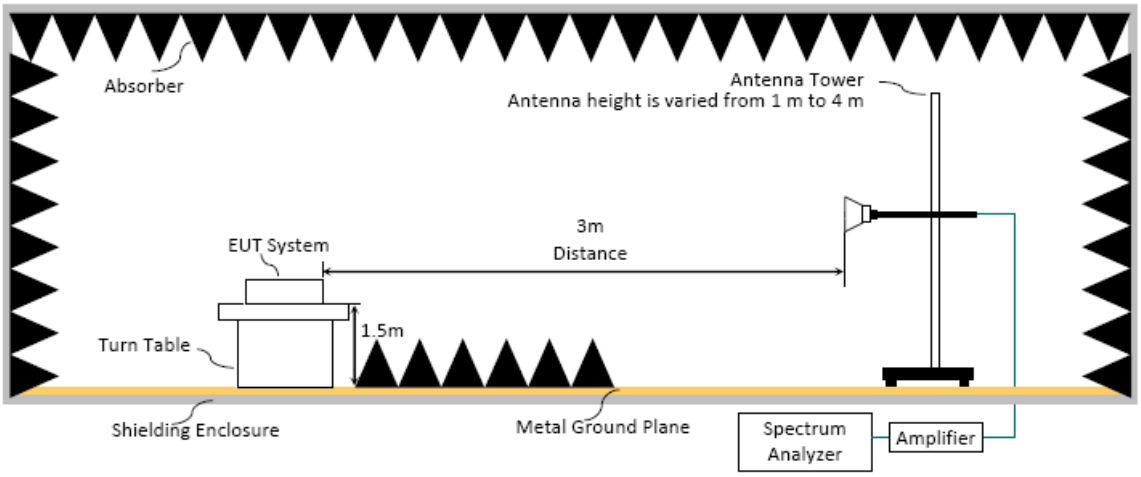

6.2. Radiated Emission Limits

In any 100kHz bandwidth outside the frequency band, the radio frequency power produced by the intentional radiator shall be at least 20dB below that in the 100kHz bandwidth within the band that contains the highest level. In addition, radiated emissions which fall in restricted bands, as defined in Section 15.205/RSS-Gen Section 8.10 table 6, must also comply with the radiated emission limits specified as below.

Frequency (MHz)	Distance(m)	Limits	
		dBμV/m	μV/m
0.009 - 0.490	300	67.6-20 log f(kHz)	2400/f kHz
0.490 - 1.705	30	87.6-20 log f(kHz)	24000/f kHz
1.705 - 30	30	29.5	30
30 - 88	3	40.0	100
88- 216	3	43.5	150
216- 960	3	46.0	200
Above 960	3	54.0	500
Above 1000	3	74.0 dBμV/m (Peak) 54.0 dBμV/m (Average)	

Remark：(1) dBμV/m = 20 log (μV/m)
(2) The tighter limit applies to the edge between two frequency bands.
(3) Distance refers to the distance in meters between the measuring instrument antenna and the closed point of any part of the device or system.
(4) Fundamental and emission fall within operation band are exempted from this section.
(5) Pursuant to ANSI C63.10: 6.6.4.3,if the maximized peak measured value complies with the average limit, then it is unnecessary to perform an average measurement.

This test report may be reproduced in full only. The document may only be updated by Audix Technology Corp. personnel. Any changes will be noted in the Document History section of the report.

Audix Technology Corp.
No. 491, Zhongfu Rd., Linkou Dist.,
New Taipei City244,Taiwan
Tel: +886 2 26099301
Fax: +886 2 26099303

6.3. Test Procedure

Frequency Range 9kHz~30MHz:
The EUT setup on the turntable which has 0.8 m height to the ground. The turn table rotated 360 degrees and antenna fixed to 1 m to find the maximum emission level.
In order to find the maximum emission, all of the interface cables were manipulated according to ANSI C63.10-2013 regulation.

(1) RBW = 9kHz with peak and average detector.
(2) Detector: average and peak (9kHz-490kHz)
Q.P. (490kHz-30MHz)

Frequency Range 30MHz ~ 25GHz:
The EUT setup on the turn table which has 80cm (for 30-1000MHz) and 1.5m (for above 1GHz) height to the ground. The turn table rotated 360 degrees and antenna varied from 1 m to 4 m to find the maximum emission level. Both horizontal and vertical polarization are required. In order to find the maximum emission, all of the interface cables were manipulated according to ANSI C63.10-2013 regulation.

Frequency below 1GHz:
Spectrum Analyzer is used for pre-testing with following setting:
(1)RBW = 120KHz
(2)VBW ≥ 3 x RBW.
(3)Detector = Peak.
(4)Sweep time = auto.
(5)Trace mode = max hold.
(6)Allow sweeps to continue until the trace stabilizes.

Note 1: When peak-detected value is lower than limit that the measurement using the Q.P. detector is not required, otherwise using Q.P. for final measurement.

Note 2: When the radiated emissions limits are expressed in terms of the average value of the emissions, and pulsed operation is employed, the measurement field strength shall be determined by averaging over one complete pulse train, including blanking intervals, as long as the pulse train does not exceed 0.1 seconds.

Frequency above 1GHz to 10th harmonic (up to 25 GHz):
Peak Detector:
(1)RBW = 1MHz
(2)VBW ≥ 3 x RBW.
(3)Detector = Peak.
(4)Sweep time = auto.
(5)Trace mode = max hold.
(6)Allow sweeps to continue until the trace stabilizes.

Note: When peak-detected value is lower than limit that the measurement using the average detector is not required, otherwise using average detector for final measurement.

This test report may be reproduced in full only. The document may only be updated by Audix Technology Corp. personnel. Any changes will be noted in the Document History section of the report.

Audix Technology Corp.
No. 491, Zhongfu Rd., Linkou Dist.,
New Taipei City244,Taiwan
Tel: +886 2 26099301
Fax: +886 2 26099303

Average Detector:

■Option 1:

(1)RBW = 1MHz

(2)VBW ≥ 1/ T. (Duty Cycle < 98%, when duty cycle presented in section 3.7)

Modulation Type	VBW Setting (VBW ≥ 1/ T)
802.11ax-HE20 (RU Config 26)	470Hz
802.11ax-HE20 (RU Config 106)	270Hz
BLE (2Mbps)	1kHz

(3)VBW = 10Hz (Duty Cycle ≥ 98%, when duty cycle presented in section 3.7)

Modulation Type	VBW Setting
802.11b	10Hz
802.11g	10Hz
802.11n-HT20	10Hz
802.11n-HT40	10Hz
802.11ax-HE20	10Hz
802.11ax-HE40	10Hz
802.11ax-HE20 (RU Config 52)	10Hz
802.11ax-HE40 (RU Config 242)	10Hz

(4)Detector = Peak.

(5)Sweep time = auto.

(6)Trace mode = max hold.

(7)Allow sweeps to continue until the trace stabilizes.

□Option 2:

Average Emission Level= Peak Emission Level+ D.C.C.F.

6.4. Measurement Result Explanation

■Peak Emission Level(dBμV/m)=Antenna Factor(dB/m) + Cable Loss (dB)– Preamp Gain (dB)+ Reading(dBμV).

■Average Emission Level(dBμV/m)= Antenna Factor(dB/m) + Cable Loss (dB)– Preamp Gain (dB)+ Reading(dBμV).

□Average Emission Level(dBμV/m)= Peak Emission Level(dBμV/m)+ DCCF(dB)
Duty Cycle Correction Factor (DCCF)(dB)= 20log(TX_{on}/TX_{on+off}) presented in section 3.7.

□ERP(dBm)= Peak Emission Level(dBμV/m) -95.2dB-2.14dB

6.5. Test Results

Please refer to Appendix A.

This test report may be reproduced in full only. The document may only be updated by Audix Technology Corp. personnel. Any changes will be noted in the Document History section of the report.

Audix Technology Corp.
No. 491, Zhongfu Rd., Linkou Dist.,
New Taipei City244,Taiwan

Tel: +886 2 26099301
Fax: +886 2 26099303

7. DTS/OCCUPIED BANDWIDTH

7.1. Block Diagram of Test Setup

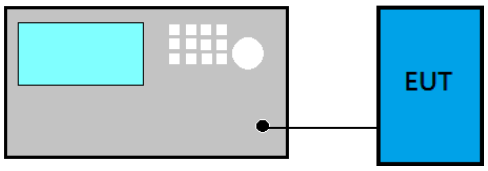

7.2. Specification Limits

The minimum bandwidth shall be at least 500kHz.

7.3. Test Procedure

Following measurement procedure is reference to ANSI C63.10:2013:

For DTS Bandwidth

(1) Set RBW = 100 kHz.
(2) Set the video bandwidth (VBW) ≥ 3 × RBW.
(3) Detector = Peak.
(4) Trace mode = max hold.
(5) Sweep = auto couple.
(6) Allow the trace to stabilize.
(7) Setting channel bandwidth function x to -6dB power to record the final bandwidth..

For 99% Occupied Bandwidth

(1) Set Span range 1.5~5 times the OBW
(2) Set RBW close to1% to 5% of OBW.
(3) Set VBW≥3xRBW.
(4) Detector = Peak.
(5) Trace mode = Max hold
(6) Sweep = Auto couple.
(7) Allow the trace to stabilize.

7.4. Test Results

Please refer to Appendix A

This test report may be reproduced in full only. The document may only be updated by Audix Technology Corp. personnel. Any changes will be noted in the Document History section of the report.

Audix Technology Corp.
No. 491, Zhongfu Rd., Linkou Dist.,
New Taipei City244,Taiwan
Tel: +886 2 26099301
Fax: +886 2 26099303

8. MAXIMUM PEAK OUTPUT POWER

8.1. Block Diagram of Test Setup

- For WLAN Function



- For BLE Function

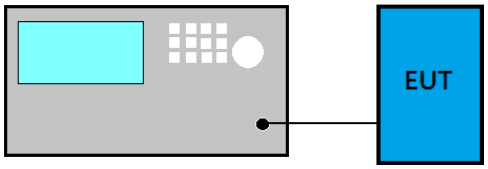

8.2. Specification Limits

The Limits of maximum Peak Output Power for digital modulation in 2400-2483.5MHz is : 1Watt. (30dBm), and E.I.R.P.: 4Watt (36dBm)

This test report may be reproduced in full only. The document may only be updated by Audix Technology Corp. personnel. Any changes will be noted in the Document History section of the report.

Audix Technology Corp.
No. 491, Zhongfu Rd., Linkou Dist.,
New Taipei City244,Taiwan
Tel: +886 2 26099301
Fax: +886 2 26099303

8.3. Test Procedure

Following measurement procedure is reference to ANSI C63.10:2013:

■PKPM1 Peak power meter method:

EUT is connected to power sensor and record the maximum output power.

■Maximum peak conducted output power method:

(1) Set the RBW ≥ DTS bandwidth
(2) Set VBW ≥ 3 × RBW
(3) Set span ≥ 3 × RBW.
(4) Sweep time = auto couple
(5) Detector = peak.
(6) Trace mode = max hold.
(7) Allow trace to fully stabilize.
(8) Use peak marker function to determine the peak amplitude level.

■Method AVGPM (Measurement using an RF average power meter):

EUT is connected to power sensor and record the maximum average output power and duty cycle factor is added when duty cycle presented in section 3.7 is< 98%.

□Method AVGSA-2 (Spectrum channel power)

(1) Set span to at least 1.5 times the OBW
(2) Set RBW = 1 -5%of OBW
(3) Set the video bandwidth (VBW) ≥ 3 × RBW.
(4) Detector = RMS.
(5) Trace mode = trace average at least 100 traces
(6) Sweep = auto couple.
(7) Compute power by integrating the spectrum across the OBW of the signal using the instrument's band power measurement function with band limits set equal to the OBW band edges.
(8) Duty cycle factor is added when duty cycle presented in section 3.7 is < 98%.

8.4. Test Results

Please refer to Appendix A

This test report may be reproduced in full only. The document may only be updated by Audix Technology Corp. personnel. Any changes will be noted in the Document History section of the report.

Audix Technology Corp.
No. 491, Zhongfu Rd., Linkou Dist.,
New Taipei City244,Taiwan

Tel: +886 2 26099301
Fax: +886 2 26099303

9. EMISSION LIMITATIONS

9.1. Block Diagram of Test Setup

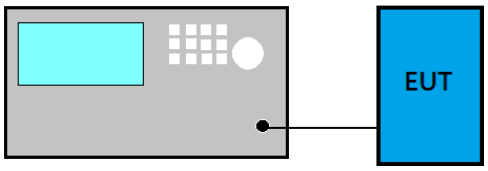

9.2. Specification Limits

In any 100kHz bandwidth outside the frequency band in which the spread spectrum or digitally modulated intentional radiator is operating, the radio frequency power that is produced by the intentional radiator shall be at least 20dB below that in the100kHz bandwidth within the band that contains the highest level of the desired power, based on either an RF conducted or a radiated measurement. If the transmitter complies with the conducted power limits based on the use of RMS averaging over a time interval, that the required attenuation shall be 30 dB instead of 20 dB.

Attenuation below the general limits specified in Section 15.209(a)/RSS-Gen Section 8.9 table 4is not required. In addition, radiated emissions which fall in restricted bands, as defined in Section 15.205(a)/RSS-Gen Section 8.10 table 6, must also comply with the radiated emission limits specified in Section 15.209(a)/RSS-Gen Section 8.9 table 4 (See Section 15.205(c)).

9.3. Test Procedure

Following measurement procedure is reference to ANSI C63.10:2013:

■Reference Level

(1) Set analyzer center frequency to DTS channel center frequency.
(2) Set the span to 1.5 times the DTS bandwidth.
(3) Set the RBW to: 100 kHz.
(4) Set the VBW ≥ 3 × RBW.
(5) Detector = peak.
(6) Sweep time = auto couple.
(7) Trace mode = max hold.
(8) Allow trace to fully stabilize to find the max PSD as reference level.

This test report may be reproduced in full only. The document may only be updated by Audix Technology Corp. personnel. Any changes will be noted in the Document History section of the report.

Audix Technology Corp.
No. 491, Zhongfu Rd., Linkou Dist.,
New Taipei City244,Taiwan
Tel: +886 2 26099301
Fax: +886 2 26099303

■Emission Level Measurement

(1) Set analyzer center frequency to DTS channel center frequency.
(2) Set the span to 1.5 times the DTS bandwidth.
(3) Set the RBW to: 100 kHz.
(4) Set the VBW ≥ 3 × RBW.
(5) Detector = peak.
(6) Sweep time = auto couple.
(7) Trace mode = max hold.
(8) Allow trace to fully stabilize to find the max level.

9.4. Test Results

Please refer to Appendix A

This test report may be reproduced in full only. The document may only be updated by Audix Technology Corp. personnel. Any changes will be noted in the Document History section of the report.

Audix Technology Corp.
No. 491, Zhongfu Rd., Linkou Dist.,
New Taipei City244,Taiwan

Tel: +886 2 26099301
Fax: +886 2 26099303

10. POWER SPECTRAL DENSITY

10.1. Block Diagram of Test Setup

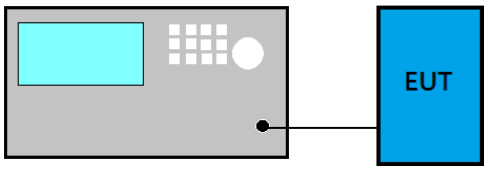

10.2. Specification Limits

The peak power spectral density conducted from the intentional radiator to the antenna shall not be greater than 8dBm in any 3kHz band.

10.3. Test Procedure

Following measurement procedure is reference to ANSI C63.10:2013:

■Method PKPSD (peak PSD)

(1) Set analyzer center frequency to DTS channel center frequency.
(2) Set the span to 1.5 times the DTS bandwidth.
(3) Set the RBW to: 3 kHz ≤ RBW ≤ 100 kHz.
(4) Set the VBW ≥ 3 × RBW.
(5) Detector = peak.
(6) Sweep time = auto couple.
(7) Trace mode = max hold.
(8) Allow trace to fully stabilize.
(9) Use the peak marker function to determine the maximum amplitude level.
(10) If measured value exceeds limit, reduce RBW (no less than 3 kHz) and repeat.

□Method AVGPSD-2

(1) Using peak PSD procedure step 1 to step 4.
(2) Detector= RMS detector
(3) Sweep time = auto couple
(4) Trace mode = trace averaging over a minimum of 100 traces
(5) Use the peak marker function to determine the maximum amplitude level.
(6) Duty cycle factor is added when duty cycle presented in section 3.7< 98%.
(7) If measured value exceeds limit, reduce RBW (no less than 3 kHz) and repeat.

10.4. Test Results

Please refer to Appendix A

This test report may be reproduced in full only. The document may only be updated by Audix Technology Corp. personnel. Any changes will be noted in the Document History section of the report.

Audix Technology Corp.
No. 491, Zhongfu Rd., Linkou Dist.,
New Taipei City244,Taiwan
Tel: +886 2 26099301
Fax: +886 2 26099303

11. DEVIATION TO TEST SPECIFICATIONS

【NONE】

This test report may be reproduced in full only. The document may only be updated by Audix Technology Corp. personnel. Any changes will be noted in the Document History section of the report.

Audix Technology Corp.
No. 491, Zhongfu Rd., Linkou Dist.,
New Taipei City244,Taiwan

Tel: +886 2 26099301
Fax: +886 2 26099303

APPDNDIX A

TEST DATA AND PLOTS

(Model: 14Z90RS)

This test report may be reproduced in full only. The document may only be updated by Audix Technology Corp. personnel. Any changes will be noted in the Document History section of the report.

Audix Technology Corp.
No. 491, Zhongfu Rd., Linkou Dist.,
New Taipei City244, Taiwan

Tel: +886 2 26099301
Fax: +886 2 26099303

TABLE OF CONTENTS

A.1 CONDUCTED EMISSION 2
A.2 RADIATED EMISSION 4
A.2.1 Emissions within Restricted Frequency Bands 4
A.2.2 Emissions outside the frequency band: 90
A.2.3 Emissions in Non-restricted Frequency Bands: 93
A.3 DTS/OCCUPIED BANDWIDTH 94
A.3.1 DTS/Occupied Bandwidth Result 94
A.3.2 Measurement Plots 96
A.4 MAXIMUM PEAK OUTPUT POWER 112
A.4.1 Peak Output Power 112
A.4.2 Average Output Power (Reporting only) 116
A.4.3 Measurement Plots 119
A.5 EMISSION LIMITATIONS 121
A.6 POWER SPECTRAL DENSITY 147
A.6.1 Power Spectral Density Result 147
A.6.2 Measurement Plots 150

This test report may be reproduced in full only. The document may only be updated by Audix Technology Corp. personnel. Any changes will be noted in the Document History section of the report.

Audix Technology Corp.
No. 491, Zhongfu Rd., Linkou Dist.,
New Taipei City244, Taiwan

Tel: +886 2 26099301
Fax: +886 2 26099303

A.1 CONDUCTED EMISSION

Test Date	2022/11/10	Temp./Hum.	26℃/64%
Test Voltage	AC 120V 60Hz (Via AC Adapter)	Tested By	Roy Hung

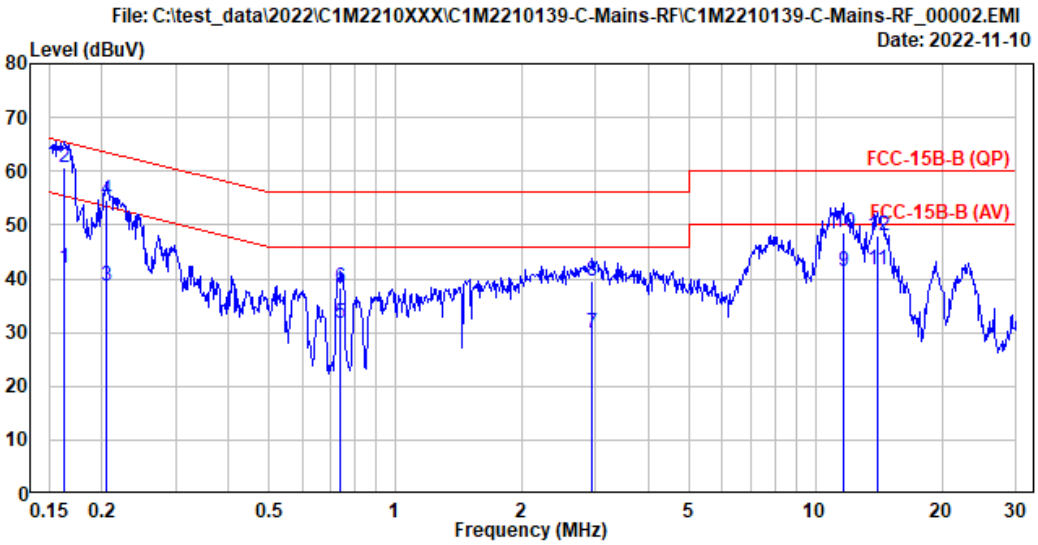

Site No. : No.8 Shielded Room
Instrument 1 : Receiver ESR(774)
Instrument 2 : ENV432 (567)(A)|CE-08|ESH3-Z2 (354)
Limit : FCC-15B-B (QP)
Environment : 26*C/64 %
EUT Model : 14Z90RS
Test Mode : Normal

Data No. : 2
Phase : Neutral
Engineer : Roy Hung
Test Rating : 120Vac/60Hz

	Freq. (MHz)	AMN Factor (dB)	Cable Loss (dB)	Pulse Att. (dB)	Reading (dBμV)	Emission Level (dBμV)	Limits (dBμV)	Margin (dB)	Remark
1	0.163	10.33	0.03	9.85	21.62	41.83	55.30	13.47	Average
2	0.163	10.33	0.03	9.85	40.41	60.62	65.30	4.68	QP
3	0.205	10.32	0.03	9.85	18.58	38.78	53.39	14.61	Average
4	0.205	10.32	0.03	9.85	34.42	54.62	63.39	8.77	QP
5	0.739	10.33	0.04	9.85	11.41	31.63	46.00	14.37	Average
6	0.739	10.33	0.04	9.85	17.99	38.21	56.00	17.79	QP
7	2.940	10.38	0.07	9.86	9.44	29.75	46.00	16.25	Average
8	2.940	10.38	0.07	9.86	19.19	39.50	56.00	16.50	QP
9	11.637	10.72	0.15	9.90	20.60	41.37	50.00	8.63	Average
10	11.637	10.72	0.15	9.90	27.91	48.68	60.00	11.32	QP
11	14.064	10.84	0.16	9.91	20.70	41.61	50.00	8.39	Average
12	14.064	10.84	0.16	9.91	27.05	47.96	60.00	12.04	QP

Remarks: 1. Emission Level= AMN Factor + Cable Loss + Pulse Att. + Reading.
2. If the average limit is met when using a quasi-peak detector, the EUT shall be deemed to meet both limits and measurement with average detector is unnecessary.

This test report may be reproduced in full only. The document may only be updated by Audix Technology Corp. personnel. Any changes will be noted in the Document History section of the report.

Audix Technology Corp.
No. 491, Zhongfu Rd., Linkou Dist.,
New Taipei City244, Taiwan

Tel: +886 2 26099301
Fax: +886 2 26099303

Test Date	2022/11/10	Temp./Hum.	26℃/64%
Test Voltage	AC 120V 60Hz (Via AC Adapter)	Tested By	Roy Hung

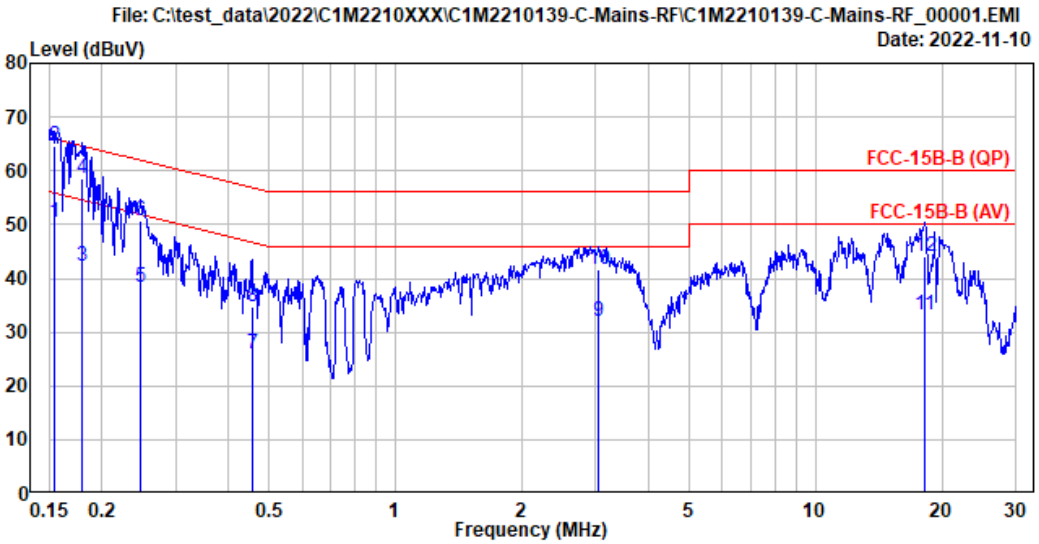

Site No. : No.8 Shielded Room
Instrument 1 : Receiver ESR(774)
Instrument 2 : ENV432 (567)(A)|CE-08|ESH3-Z2 (354)
Limit : FCC-15B-B (QP)
Environment : 26*C/64 %
EUT Model : 14Z90RS
Test Mode : Normal

Data No. : 1
Phase : Line
Engineer : Roy Hung
Test Rating : 120Vac/60Hz

	Freq. (MHz)	AMN Factor (dB)	Cable Loss (dB)	Pulse Att. (dB)	Reading (dBμV)	Emission Level (dBμV)	Limits (dBμV)	Margin (dB)	Remark
1	0.154	10.22	0.03	9.85	30.33	50.43	55.79	5.36	Average
2	0.154	10.22	0.03	9.85	44.47	64.57	65.79	1.22	QP
3	0.179	10.22	0.03	9.85	22.16	42.26	54.51	12.25	Average
4	0.179	10.22	0.03	9.85	38.50	58.60	64.51	5.91	QP
5	0.248	10.22	0.03	9.85	18.13	38.23	51.82	13.59	Average
6	0.248	10.22	0.03	9.85	30.63	50.73	61.82	11.09	QP
7	0.456	10.22	0.03	9.85	5.88	25.98	46.77	20.79	Average
8	0.456	10.22	0.03	9.85	14.66	34.76	56.77	22.01	QP
9	3.045	10.27	0.07	9.86	11.73	31.93	46.00	14.07	Average
10	3.045	10.27	0.07	9.86	21.46	41.66	56.00	14.34	QP
11	18.225	10.61	0.19	9.93	12.50	33.23	50.00	16.77	Average
12	18.225	10.61	0.19	9.93	23.37	44.10	60.00	15.90	QP

Remarks: 1. Emission Level= AMN Factor + Cable Loss + Pulse Att. + Reading.
2. If the average limit is met when using a quasi-peak detector, the EUT shall be deemed to meet both limits and measurement with average detector is unnecessary.

This test report may be reproduced in full only. The document may only be updated by Audix Technology Corp. personnel. Any changes will be noted in the Document History section of the report.

Audix Technology Corp.
No. 491, Zhongfu Rd., Linkou Dist.,
New Taipei City244, Taiwan
Tel: +886 2 26099301
Fax: +886 2 26099303

A.2 RADIATED EMISSION

Test Date	2022/10/25 ~ 28	Temp./Hum.	24-25°C/59-60%
Test Voltage	AC 120V 60Hz (Via AC Adapter)	Tested By	Martin Chen

A.2.1 Emissions within Restricted Frequency Bands

A.2.1.1 Frequency 9kHz~30MHz

The emissions (9kHz~30MHz) not reported for there is no emission be found.

A.2.1.2 Frequency Below 1GHz

Mode	802.11n-HT20	Frequency	TX 2442MHz

Antenna at Horizontal Polarization

Emission Frequency (MHz)	Antenna Factor (dB/m)	Cable Loss (dB)	Preamp Gain (dB)	Read Level (dBμV)	Emission Level (dBμV/m)	Limits (dBμV/m)	Margin (dB)	Detector
30.970	23.07	1.43	26.49	32.21	30.22	40.00	9.78	Peak
186.170	15.47	3.57	25.84	36.16	29.36	43.50	14.14	Peak
282.200	19.03	4.54	25.64	35.66	33.59	46.00	12.41	Peak
378.230	21.18	5.69	26.28	38.48	39.07	46.00	6.93	Peak
485.900	23.24	6.65	27.04	35.61	38.46	46.00	7.54	Peak
992.240	27.04	9.25	26.69	29.45	39.05	54.00	14.95	Peak

Antenna at Vertical Polarization

Emission Frequency (MHz)	Antenna Factor (dB/m)	Cable Loss (dB)	Preamp Gain (dB)	Read Level (dBμV)	Emission Level (dBμV/m)	Limits (dBμV/m)	Margin (dB)	Detector
32.910	22.70	1.48	0.00	12.70	36.88	40.00	3.12	QP
42.610	17.85	1.69	26.47	41.40	34.47	40.00	5.53	Peak
181.320	15.52	3.52	25.86	43.42	36.60	43.50	6.90	Peak
378.230	21.18	5.69	26.28	38.11	38.70	46.00	7.30	Peak
485.900	23.24	6.65	27.04	34.89	37.74	46.00	8.26	Peak
976.720	26.86	9.17	26.72	29.19	38.50	54.00	15.50	Peak

This test report may be reproduced in full only. The document may only be updated by Audix Technology Corp. personnel. Any changes will be noted in the Document History section of the report.

Audix Technology Corp.
No. 491, Zhongfu Rd., Linkou Dist.,
New Taipei City244, Taiwan
Tel: +886 2 26099301
Fax: +886 2 26099303

Mode	BLE (2Mbps)	Frequency	TX 2480MHz

Antenna at Horizontal Polarization

Emission Frequency (MHz)	Antenna Factor (dB/m)	Cable Loss (dB)	Preamp Gain (dB)	Read Level (dBμV)	Emission Level (dBμV/m)	Limits (dBμV/m)	Margin (dB)	Detector
30.000	23.27	1.41	26.49	32.49	30.68	40.00	9.32	Peak
150.280	16.86	3.21	26.00	34.51	28.58	43.50	14.92	Peak
378.230	21.18	5.69	26.28	38.52	39.11	46.00	6.89	Peak
485.900	23.24	6.65	27.04	36.15	39.00	46.00	7.00	Peak
540.220	23.86	6.90	27.24	31.69	35.21	46.00	10.79	Peak
960.230	26.67	9.08	26.78	29.27	38.24	54.00	15.76	Peak

Antenna at Vertical Polarization

Emission Frequency (MHz)	Antenna Factor (dB/m)	Cable Loss (dB)	Preamp Gain (dB)	Read Level (dBμV)	Emission Level (dBμV/m)	Limits (dBμV/m)	Margin (dB)	Detector
31.940	22.87	1.46	0.00	12.70	37.03	40.00	2.97	QP
148.340	16.99	3.18	26.00	40.66	34.83	43.50	8.67	Peak
181.320	15.52	3.52	25.86	44.08	37.26	43.50	6.24	Peak
378.230	21.18	5.69	26.28	38.88	39.47	46.00	6.53	Peak
485.900	23.24	6.65	27.04	35.98	38.83	46.00	7.17	Peak
997.090	27.07	9.27	26.66	29.08	38.76	54.00	15.24	Peak

This test report may be reproduced in full only. The document may only be updated by Audix Technology Corp. personnel. Any changes will be noted in the Document History section of the report.

Audix Technology Corp.
No. 491, Zhongfu Rd., Linkou Dist.,
New Taipei City244, Taiwan
Tel: +886 2 26099301
Fax: +886 2 26099303

A.2.1.3 Frequency Above 1 GHz to 10th harmonics

Band Edge:

Mode	802.11b	Frequency	TX 2412MHz

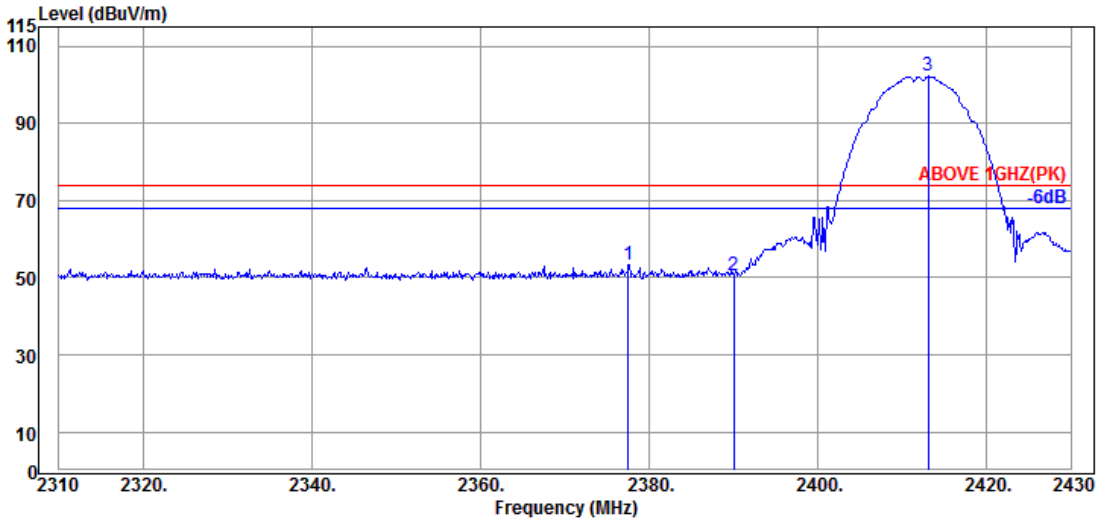

Antenna at Horizontal Polarization

	Emission Frequency (MHz)	Antenna Factor (dB/m)	Cable Loss (dB)	Preamp Gain (dB)	Read Level (dBμV)	Emission Level (dBμV/m)	Limits (dBμV/m)	Margin (dB)	Detector
	2377.560	32.00	5.71	34.50	50.04	53.25	74.00	20.75	Peak
	2390.040	32.00	5.72	34.51	47.52	50.73	74.00	23.27	Peak
@	2413.080	32.00	5.76	34.51	98.93	102.18	---	---	Peak

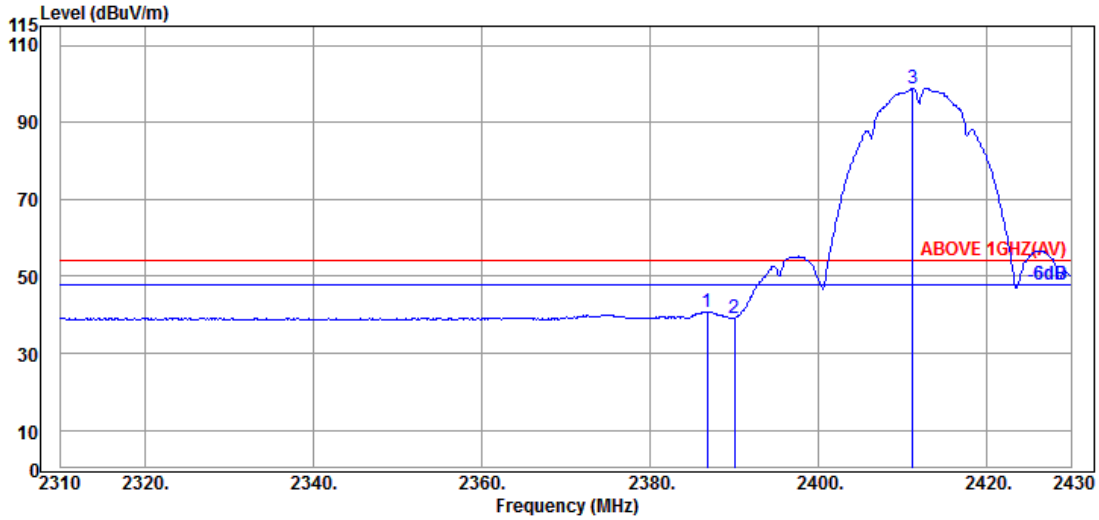

Antenna at Horizontal Polarization

	Emission Frequency (MHz)	Antenna Factor (dB/m)	Cable Loss (dB)	Preamp Gain (dB)	Read Level (dBμV)	Emission Level (dBμV/m)	Limits (dBμV/m)	Margin (dB)	Detector
	2386.800	32.00	5.72	34.51	37.60	40.81	54.00	13.19	Average
	2390.040	32.00	5.72	34.51	36.03	39.24	54.00	14.76	Average
@	2411.160	32.00	5.75	34.51	95.62	98.86	---	---	Average

Remark: The "@" means fundamental frequency, it is ignored in this section.

This test report may be reproduced in full only. The document may only be updated by Audix Technology Corp. personnel. Any changes will be noted in the Document History section of the report.

Audix Technology Corp.
No. 491, Zhongfu Rd., Linkou Dist.,
New Taipei City244, Taiwan

Tel: +886 2 26099301
Fax: +886 2 26099303

Mode	802.11b	Frequency	TX 2412MHz

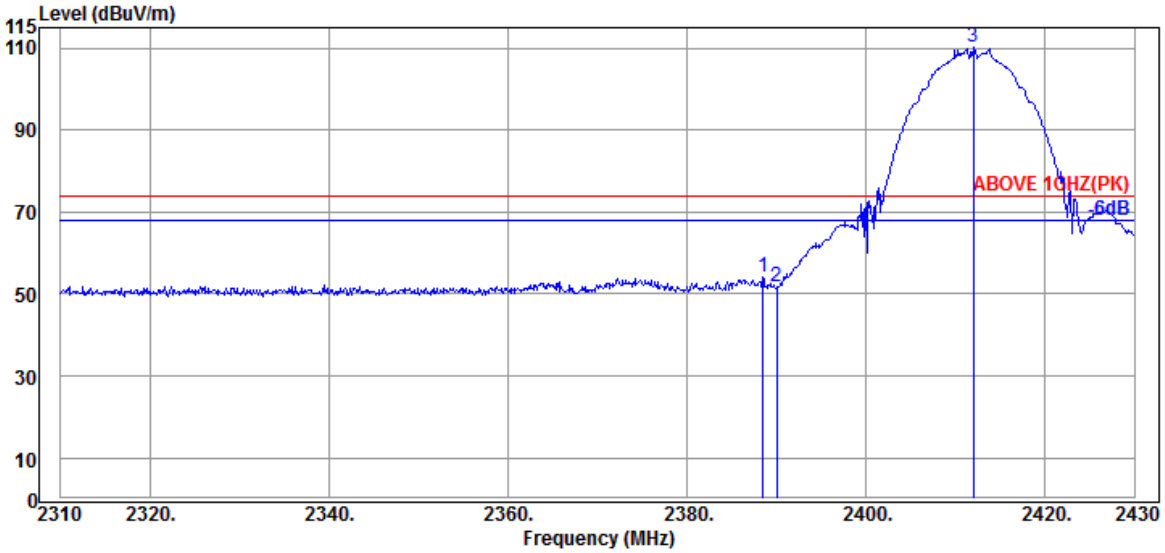

Antenna at Vertical Polarization

	Emission Frequency (MHz)	Antenna Factor (dB/m)	Cable Loss (dB)	Preamp Gain (dB)	Read Level (dBμV)	Emission Level (dBμV/m)	Limits (dBμV/m)	Margin (dB)	Detector
	2388.480	32.00	5.72	34.51	50.79	54.00	74.00	20.00	Peak
	2390.040	32.00	5.72	34.51	48.71	51.92	74.00	22.08	Peak
@	2412.000	32.00	5.76	34.51	106.87	110.12	---	---	Peak

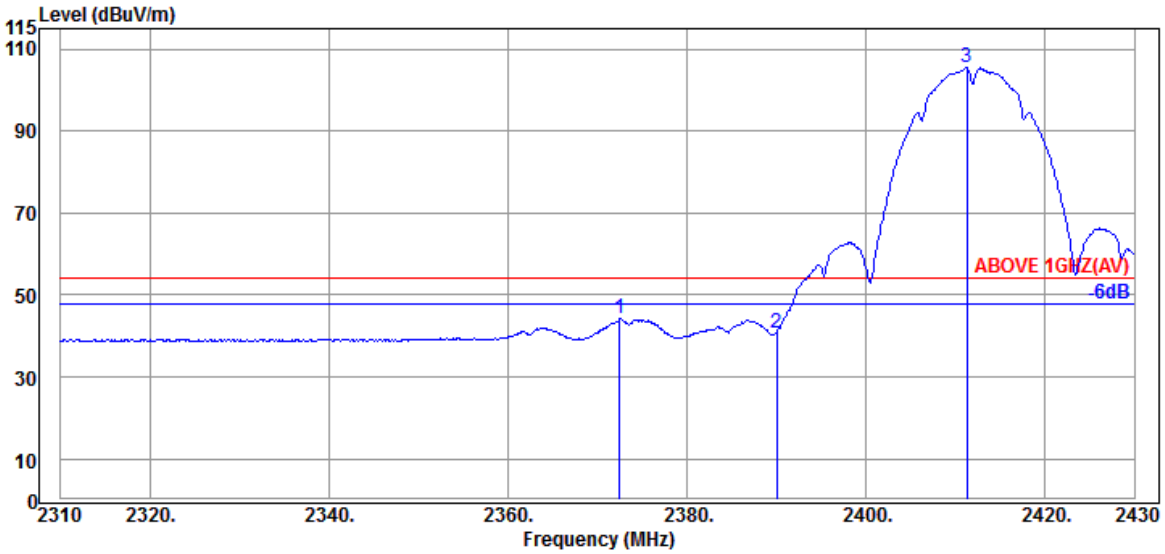

Antenna at Vertical Polarization

	Emission Frequency (MHz)	Antenna Factor (dB/m)	Cable Loss (dB)	Preamp Gain (dB)	Read Level (dBμV)	Emission Level (dBμV/m)	Limits (dBμV/m)	Margin (dB)	Detector
	2372.520	32.00	5.70	34.50	41.07	44.27	54.00	9.73	Average
	2390.040	32.00	5.72	34.51	37.55	40.76	54.00	13.24	Average
@	2411.280	32.00	5.76	34.51	102.18	105.43	---	---	Average

Remark: The "@" means fundamental frequency, it is ignored in this section.

This test report may be reproduced in full only. The document may only be updated by Audix Technology Corp. personnel. Any changes will be noted in the Document History section of the report.

Audix Technology Corp.
No. 491, Zhongfu Rd., Linkou Dist.,
New Taipei City244, Taiwan

Tel: +886 2 26099301
Fax: +886 2 26099303

Mode	802.11b	Frequency	TX 2462MHz

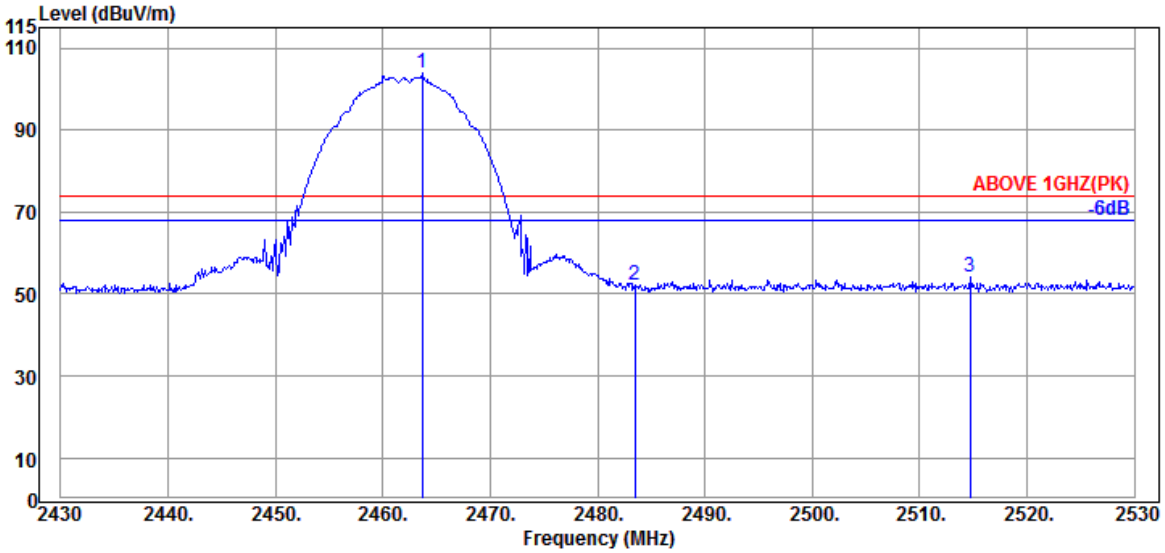

Antenna at Horizontal Polarization

Emission Frequency (MHz)	Antenna Factor (dB/m)	Cable Loss (dB)	Preamp Gain (dB)	Read Level (dBμV)	Emission Level (dBμV/m)	Limits (dBμV/m)	Margin (dB)	Detector
@ 2463.700	32.17	5.84	34.52	100.57	104.06	---	---	Peak
2483.500	32.43	5.87	34.53	48.30	52.07	74.00	21.93	Peak
2514.700	32.54	5.93	34.53	50.03	53.97	74.00	20.03	Peak

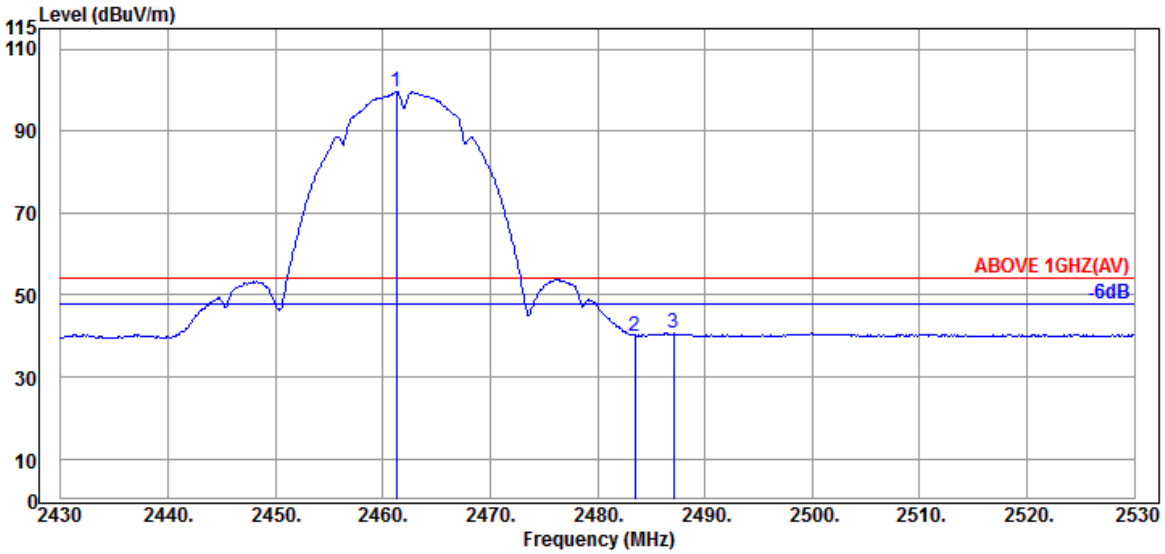

Antenna at Horizontal Polarization

Emission Frequency (MHz)	Antenna Factor (dB/m)	Cable Loss (dB)	Preamp Gain (dB)	Read Level (dBμV)	Emission Level (dBμV/m)	Limits (dBμV/m)	Margin (dB)	Detector
@ 2461.300	32.17	5.84	34.52	96.01	99.50	---	---	Average
2483.500	32.43	5.87	34.53	36.34	40.11	54.00	13.89	Average
2487.100	32.43	5.87	34.53	36.81	40.58	54.00	13.42	Average

Remark: The "@" means fundamental frequency, it is ignored in this section.

This test report may be reproduced in full only. The document may only be updated by Audix Technology Corp. personnel. Any changes will be noted in the Document History section of the report.

Audix Technology Corp.
No. 491, Zhongfu Rd., Linkou Dist.,
New Taipei City244, Taiwan

Tel: +886 2 26099301
Fax: +886 2 26099303

Mode	802.11b	Frequency	TX 2462MHz

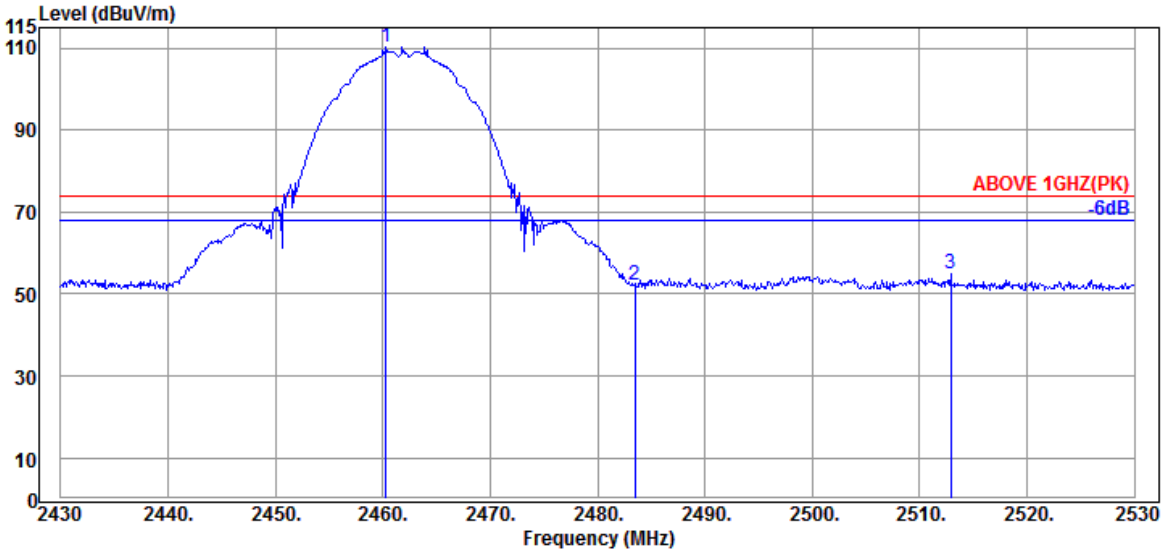

Antenna at Vertical Polarization

Emission Frequency (MHz)	Antenna Factor (dB/m)	Cable Loss (dB)	Preamp Gain (dB)	Read Level (dBμV)	Emission Level (dBμV/m)	Limits (dBμV/m)	Margin (dB)	Detector
@ 2460.300	32.09	5.83	34.52	107.05	110.45	---	---	Peak
2483.500	32.43	5.87	34.53	48.27	52.04	74.00	21.96	Peak
2512.900	32.54	5.93	34.53	50.90	54.84	74.00	19.16	Peak

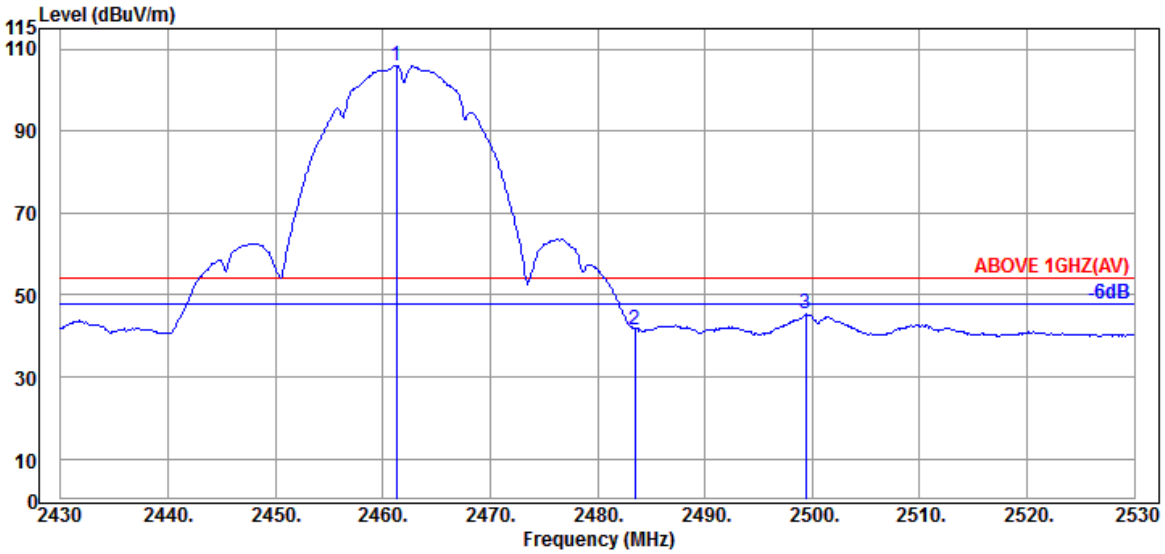

Antenna at Vertical Polarization

Emission Frequency (MHz)	Antenna Factor (dB/m)	Cable Loss (dB)	Preamp Gain (dB)	Read Level (dBμV)	Emission Level (dBμV/m)	Limits (dBμV/m)	Margin (dB)	Detector
@ 2461.300	32.17	5.84	34.52	102.47	105.96	---	---	Average
2483.500	32.43	5.87	34.53	37.92	41.69	54.00	12.31	Average
2499.400	32.60	5.89	34.53	41.29	45.25	54.00	8.75	Average

Remark: The "@" means fundamental frequency, it is ignored in this section.

This test report may be reproduced in full only. The document may only be updated by Audix Technology Corp. personnel. Any changes will be noted in the Document History section of the report.

Audix Technology Corp.
No. 491, Zhongfu Rd., Linkou Dist.,
New Taipei City244, Taiwan

Tel: +886 2 26099301
Fax: +886 2 26099303

Mode	802.11b	Frequency	TX 2467MHz

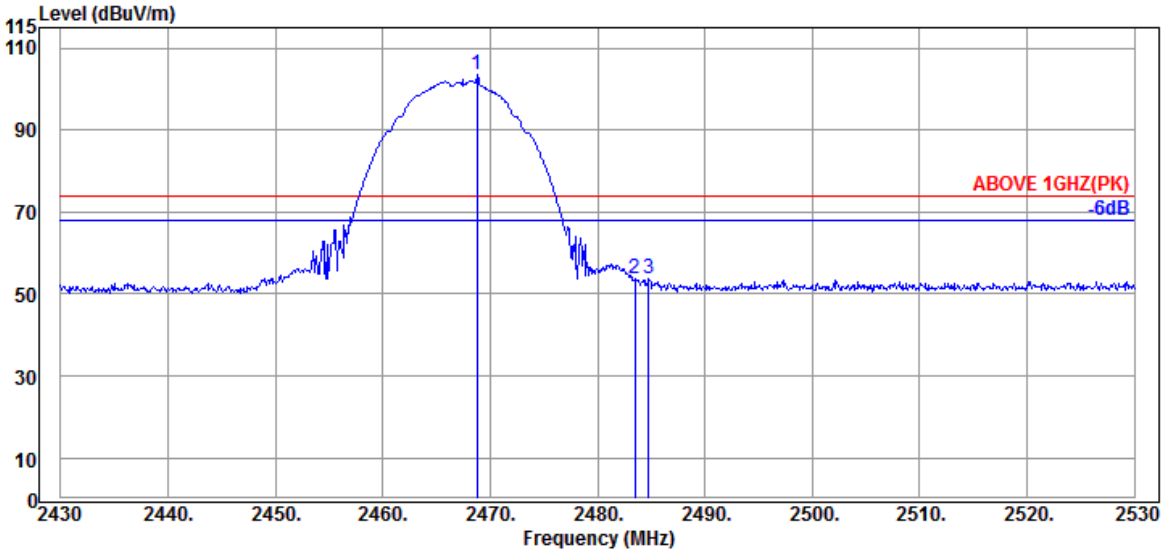

Antenna at Horizontal Polarization

Emission Frequency (MHz)	Antenna Factor (dB/m)	Cable Loss (dB)	Preamp Gain (dB)	Read Level (dBμV)	Emission Level (dBμV/m)	Limits (dBμV/m)	Margin (dB)	Detector
@ 2468.800	32.26	5.85	34.52	99.76	103.35	---	---	Peak
2483.500	32.43	5.87	34.53	49.78	53.55	74.00	20.45	Peak
2484.800	32.43	5.87	34.53	49.78	53.55	74.00	20.45	Peak

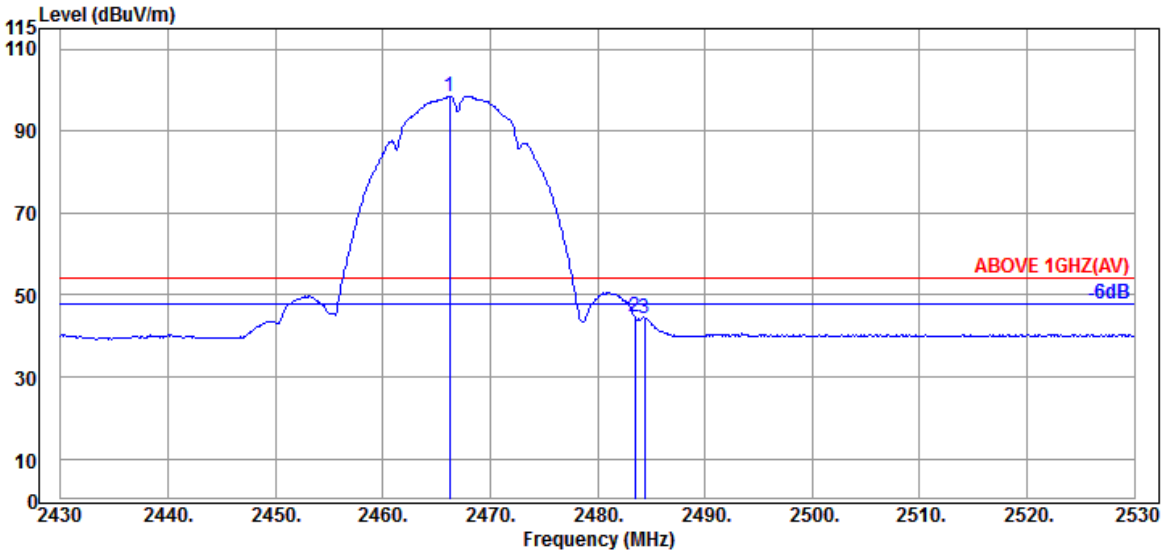

Antenna at Horizontal Polarization

Emission Frequency (MHz)	Antenna Factor (dB/m)	Cable Loss (dB)	Preamp Gain (dB)	Read Level (dBμV)	Emission Level (dBμV/m)	Limits (dBμV/m)	Margin (dB)	Detector
@ 2466.200	32.17	5.84	34.52	95.09	98.58	---	---	Average
2483.500	32.43	5.87	34.53	40.71	44.48	54.00	9.52	Average
2484.400	32.43	5.87	34.53	40.56	44.33	54.00	9.67	Average

Remark: The "@" means fundamental frequency, it is ignored in this section.

This test report may be reproduced in full only. The document may only be updated by Audix Technology Corp. personnel. Any changes will be noted in the Document History section of the report.

Audix Technology Corp.
No. 491, Zhongfu Rd., Linkou Dist.,
New Taipei City244, Taiwan

Tel: +886 2 26099301
Fax: +886 2 26099303

Mode	802.11b	Frequency	TX 2467MHz

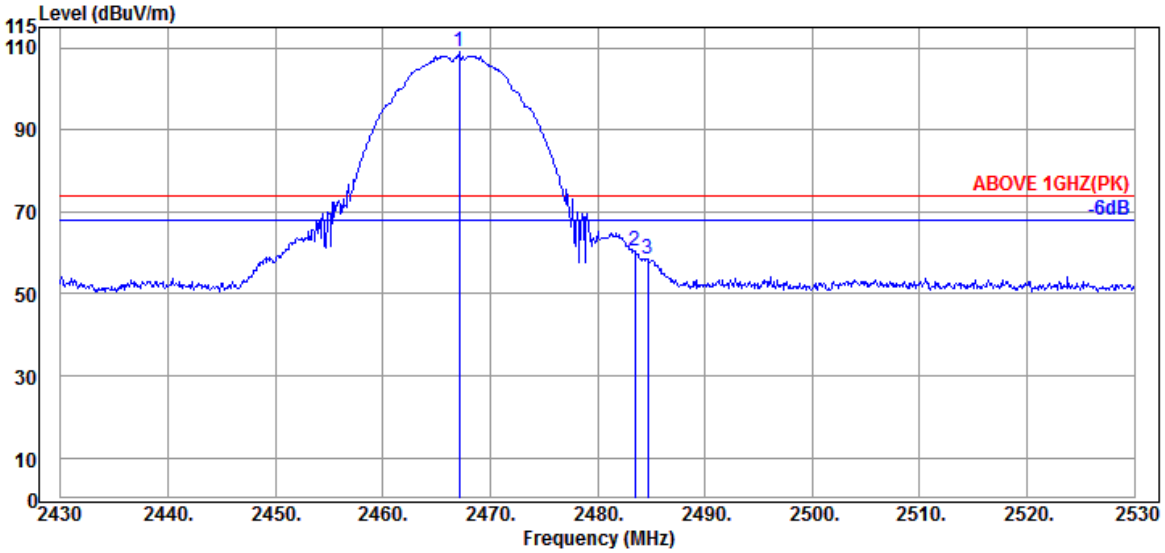

Antenna at Vertical Polarization

Emission Frequency (MHz)	Antenna Factor (dB/m)	Cable Loss (dB)	Preamp Gain (dB)	Read Level (dBμV)	Emission Level (dBμV/m)	Limits (dBμV/m)	Margin (dB)	Detector
@ 2467.100	32.17	5.84	34.52	105.77	109.26	---	---	Peak
2483.500	32.43	5.87	34.53	56.80	60.57	74.00	13.43	Peak
2484.700	32.43	5.87	34.53	54.83	58.60	74.00	15.40	Peak

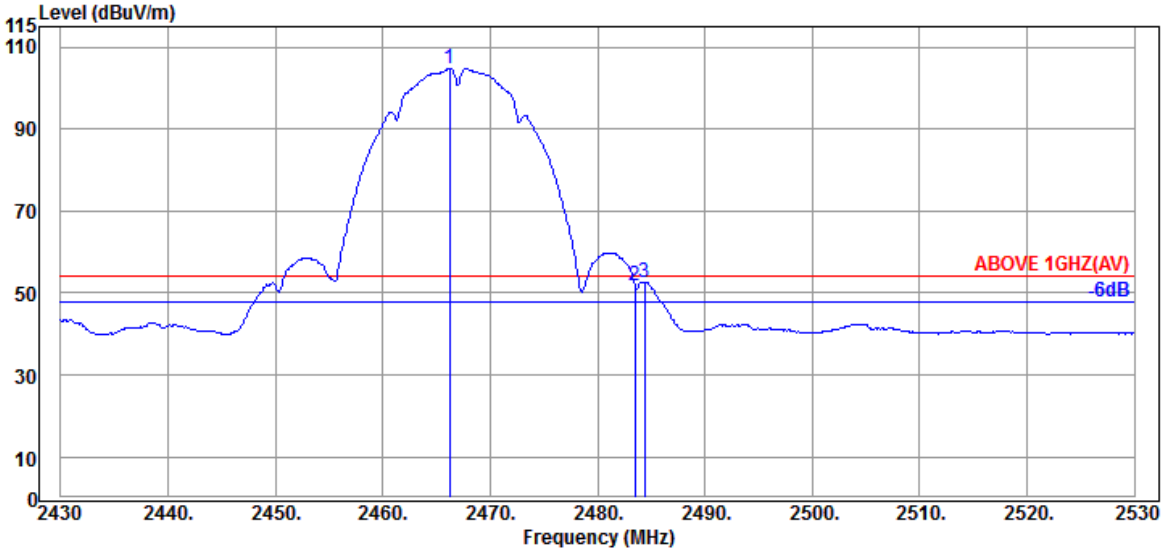

Antenna at Vertical Polarization

Emission Frequency (MHz)	Antenna Factor (dB/m)	Cable Loss (dB)	Preamp Gain (dB)	Read Level (dBμV)	Emission Level (dBμV/m)	Limits (dBμV/m)	Margin (dB)	Detector
@ 2466.200	32.17	5.84	34.52	101.30	104.79	---	---	Average
2483.500	32.43	5.87	34.53	48.00	51.77	54.00	2.23	Average
2484.400	32.43	5.87	34.53	48.73	52.50	54.00	1.50	Average

Remark: The "@" means fundamental frequency, it is ignored in this section.

This test report may be reproduced in full only. The document may only be updated by Audix Technology Corp. personnel. Any changes will be noted in the Document History section of the report.

Audix Technology Corp.
No. 491, Zhongfu Rd., Linkou Dist.,
New Taipei City244, Taiwan

Tel: +886 2 26099301
Fax: +886 2 26099303

Mode	802.11b	Frequency	TX 2472MHz

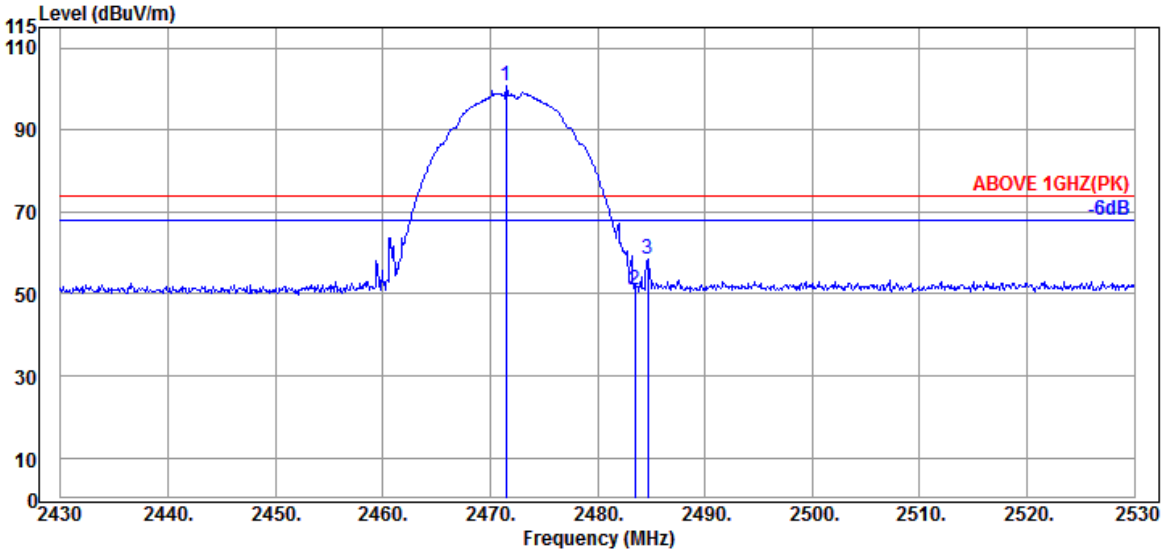

Antenna at Horizontal Polarization

Emission Frequency (MHz)	Antenna Factor (dB/m)	Cable Loss (dB)	Preamp Gain (dB)	Read Level (dBμV)	Emission Level (dBμV/m)	Limits (dBμV/m)	Margin (dB)	Detector
@ 2471.500	32.26	5.85	34.52	97.04	100.63	---	---	Peak
2483.500	32.43	5.87	34.53	47.32	51.09	74.00	22.91	Peak
2484.700	32.43	5.87	34.53	54.52	58.29	74.00	15.71	Peak

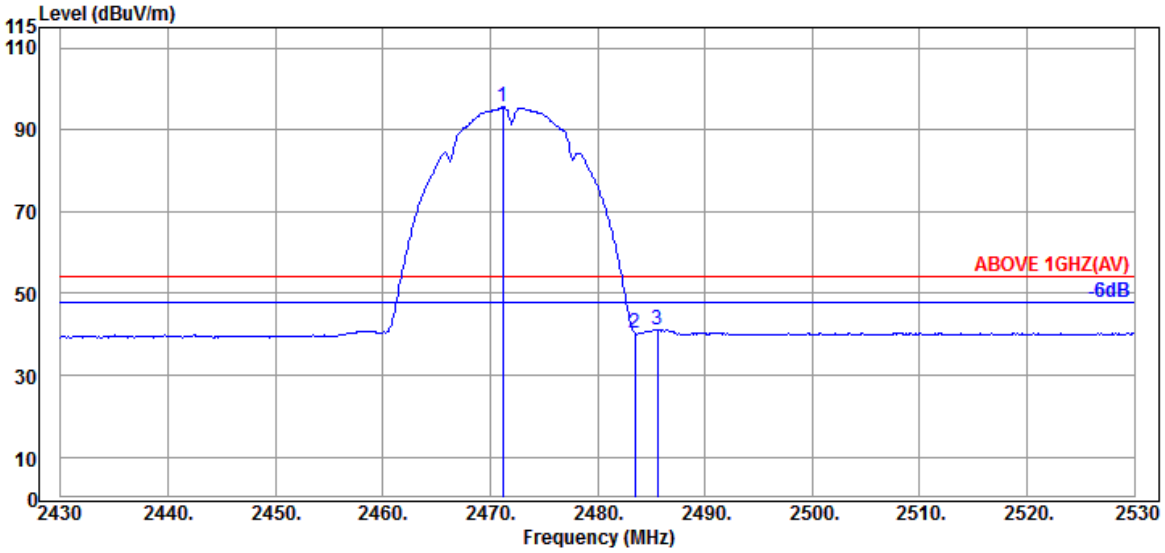

Antenna at Horizontal Polarization

Emission Frequency (MHz)	Antenna Factor (dB/m)	Cable Loss (dB)	Preamp Gain (dB)	Read Level (dBμV)	Emission Level (dBμV/m)	Limits (dBμV/m)	Margin (dB)	Detector
@ 2471.200	32.26	5.85	34.52	92.11	95.70	---	---	Average
2483.500	32.43	5.87	34.53	36.62	40.39	54.00	13.61	Average
2485.600	32.43	5.87	34.53	37.43	41.20	54.00	12.80	Average

Remark: The "@" means fundamental frequency, it is ignored in this section.

This test report may be reproduced in full only. The document may only be updated by Audix Technology Corp. personnel. Any changes will be noted in the Document History section of the report.

Audix Technology Corp.
No. 491, Zhongfu Rd., Linkou Dist.,
New Taipei City244, Taiwan

Tel: +886 2 26099301
Fax: +886 2 26099303

Mode	802.11b	Frequency	TX 2472MHz

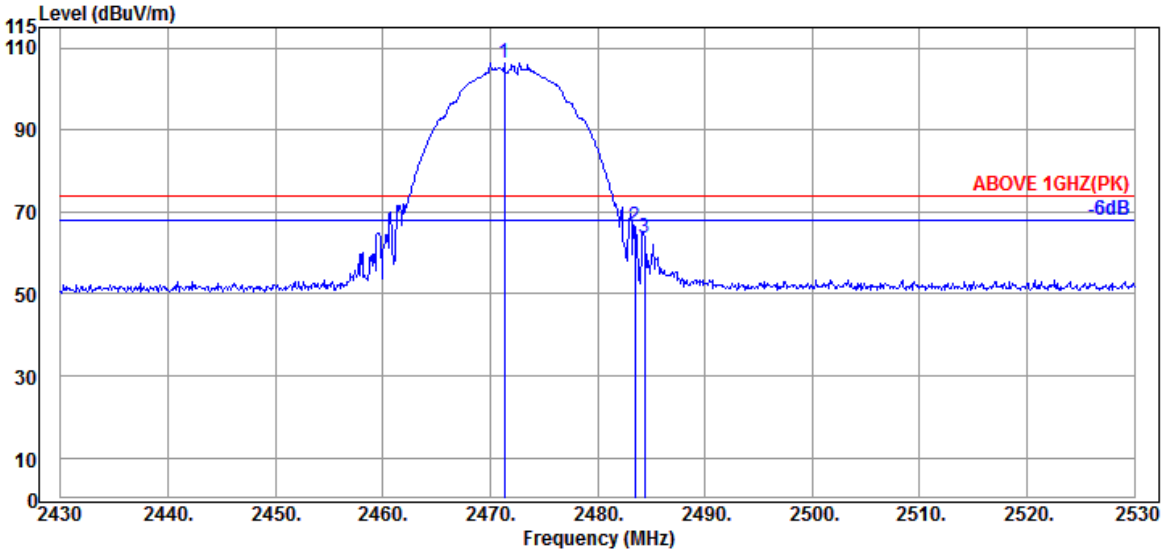

Antenna at Vertical Polarization

Emission Frequency (MHz)	Antenna Factor (dB/m)	Cable Loss (dB)	Preamp Gain (dB)	Read Level (dBμV)	Emission Level (dBμV/m)	Limits (dBμV/m)	Margin (dB)	Detector
@ 2471.300	32.26	5.85	34.52	102.76	106.35	---	---	Peak
2483.500	32.43	5.87	34.53	62.61	66.38	74.00	7.62	Peak
2484.400	32.43	5.87	34.53	60.01	63.78	74.00	10.22	Peak

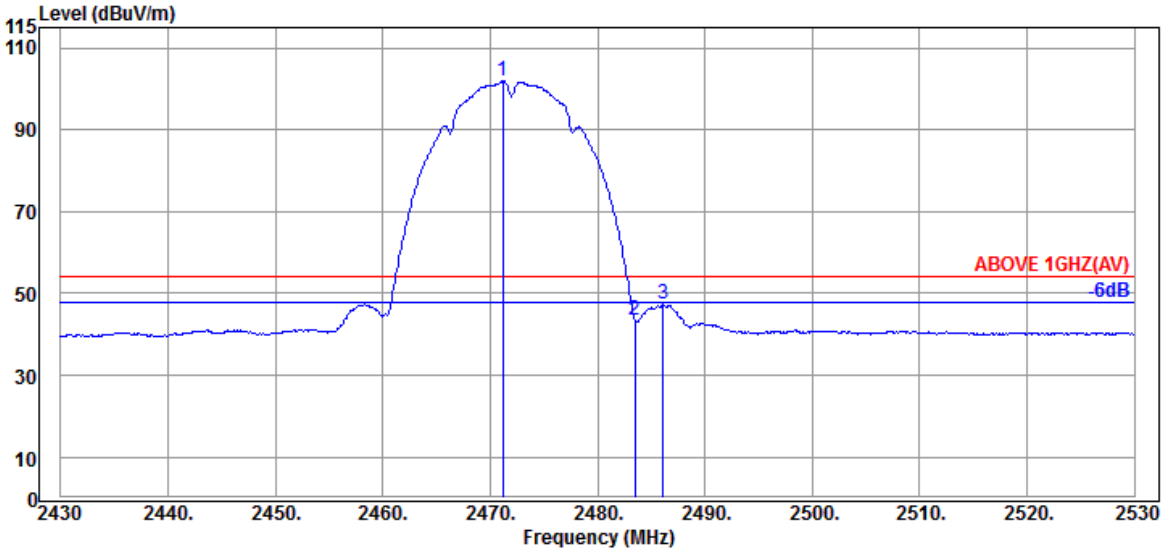

Antenna at Vertical Polarization

Emission Frequency (MHz)	Antenna Factor (dB/m)	Cable Loss (dB)	Preamp Gain (dB)	Read Level (dBμV)	Emission Level (dBμV/m)	Limits (dBμV/m)	Margin (dB)	Detector
@ 2471.200	32.26	5.85	34.52	98.24	101.83	---	---	Average
2483.500	32.43	5.87	34.53	39.66	43.43	54.00	10.57	Average
2486.100	32.43	5.87	34.53	43.55	47.32	54.00	6.68	Average

Remark: The "@" means fundamental frequency, it is ignored in this section.

This test report may be reproduced in full only. The document may only be updated by Audix Technology Corp. personnel. Any changes will be noted in the Document History section of the report.

Audix Technology Corp.
No. 491, Zhongfu Rd., Linkou Dist.,
New Taipei City244, Taiwan

Tel: +886 2 26099301
Fax: +886 2 26099303

Mode	802.11g	Frequency	TX 2412MHz

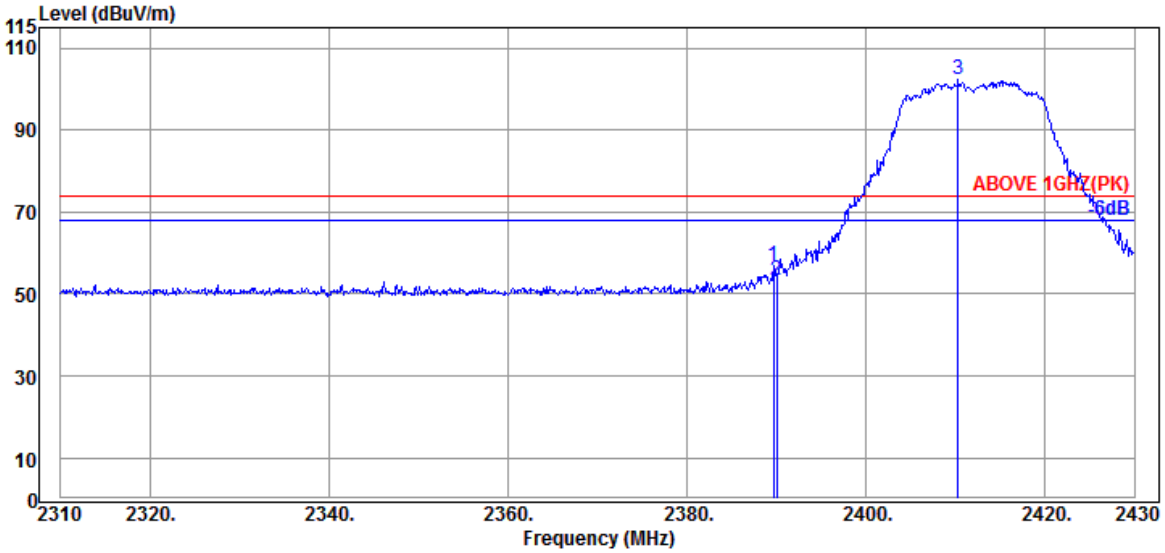

Antenna at Horizontal Polarization

Emission Frequency (MHz)	Antenna Factor (dB/m)	Cable Loss (dB)	Preamp Gain (dB)	Read Level (dBμV)	Emission Level (dBμV/m)	Limits (dBμV/m)	Margin (dB)	Detector
2389.680	32.00	5.72	34.51	53.76	56.97	74.00	17.03	Peak
2390.040	32.00	5.72	34.51	50.30	53.51	74.00	20.49	Peak
@ 2410.320	32.00	5.75	34.51	99.04	102.28	---	---	Peak

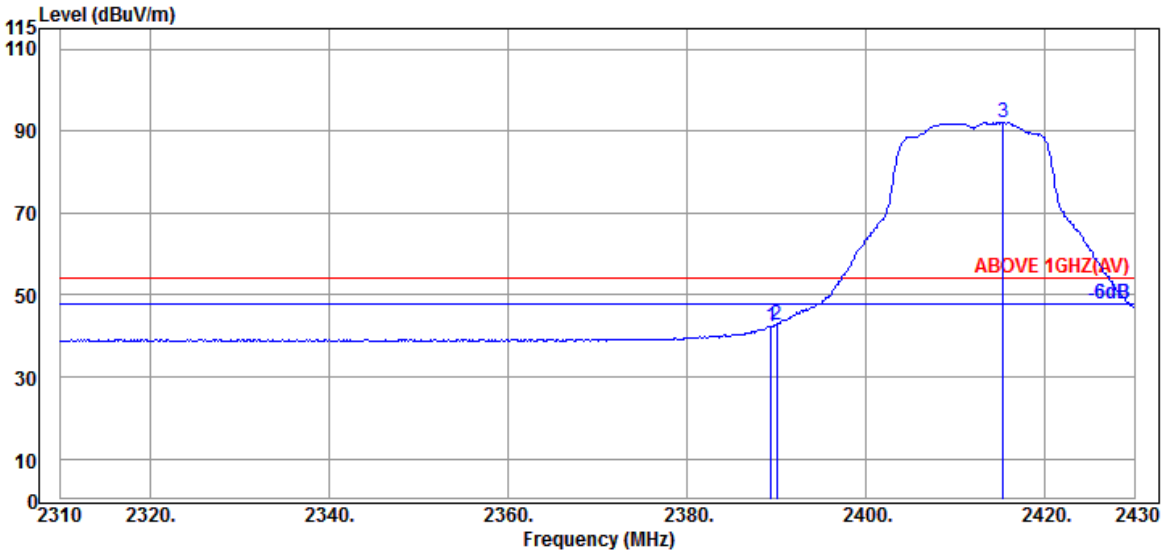

Antenna at Horizontal Polarization

Emission Frequency (MHz)	Antenna Factor (dB/m)	Cable Loss (dB)	Preamp Gain (dB)	Read Level (dBμV)	Emission Level (dBμV/m)	Limits (dBμV/m)	Margin (dB)	Detector
2389.440	32.00	5.72	34.51	39.15	42.36	54.00	11.64	Average
2390.040	32.00	5.72	34.51	39.59	42.80	54.00	11.20	Average
@ 2415.360	32.00	5.76	34.51	88.85	92.10	---	---	Average

Remark: The "@" means fundamental frequency, it is ignored in this section.

This test report may be reproduced in full only. The document may only be updated by Audix Technology Corp. personnel. Any changes will be noted in the Document History section of the report.

Audix Technology Corp.
No. 491, Zhongfu Rd., Linkou Dist.,
New Taipei City244, Taiwan

Tel: +886 2 26099301
Fax: +886 2 26099303

Mode	802.11g	Frequency	TX 2412MHz

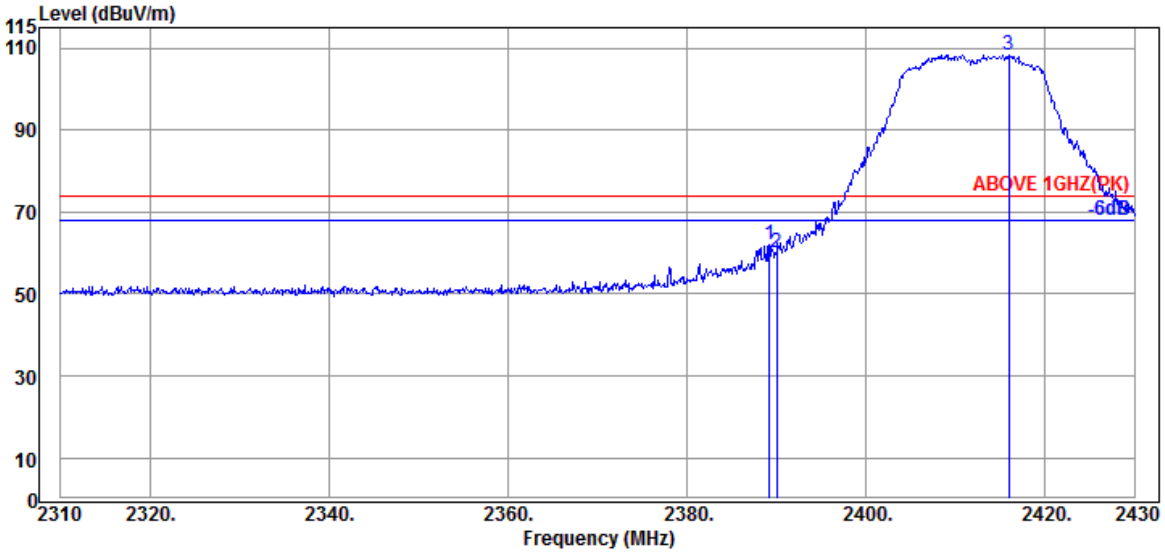

Antenna at Vertical Polarization

Emission Frequency (MHz)	Antenna Factor (dB/m)	Cable Loss (dB)	Preamp Gain (dB)	Read Level (dBμV)	Emission Level (dBμV/m)	Limits (dBμV/m)	Margin (dB)	Detector
2389.200	32.00	5.72	34.51	58.74	61.95	74.00	12.05	Peak
2390.040	32.00	5.72	34.51	56.75	59.96	74.00	14.04	Peak
@ 2415.960	32.00	5.76	34.51	105.17	108.42	---	---	Peak

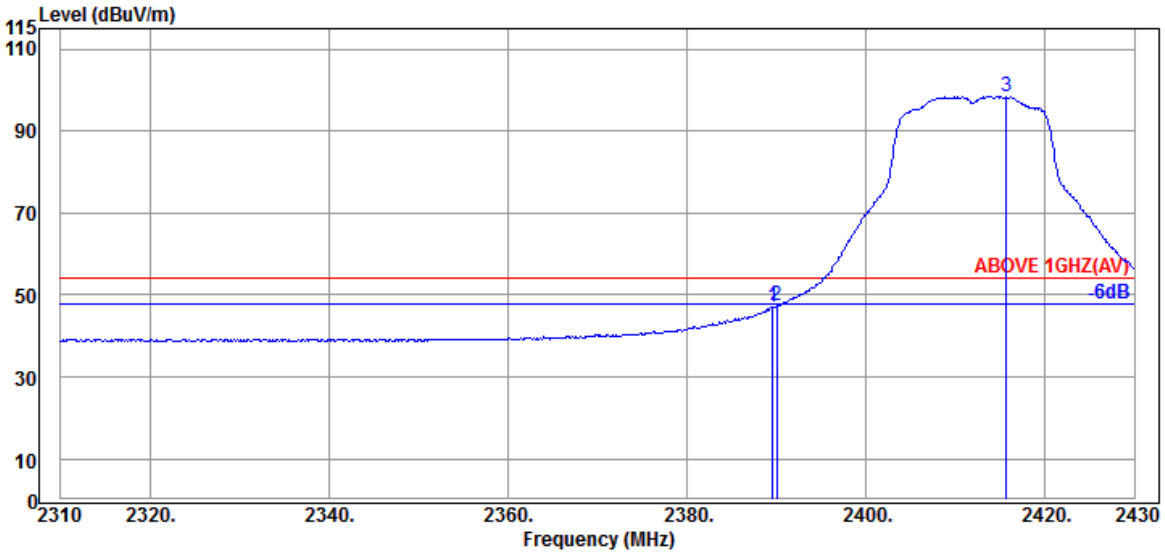

Antenna at Vertical Polarization

Emission Frequency (MHz)	Antenna Factor (dB/m)	Cable Loss (dB)	Preamp Gain (dB)	Read Level (dBμV)	Emission Level (dBμV/m)	Limits (dBμV/m)	Margin (dB)	Detector
2389.560	32.00	5.72	34.51	43.79	47.00	54.00	7.00	Average
2390.040	32.00	5.72	34.51	44.16	47.37	54.00	6.63	Average
@ 2415.720	32.00	5.76	34.51	95.27	98.52	---	---	Average

Remark: The "@" means fundamental frequency, it is ignored in this section.

This test report may be reproduced in full only. The document may only be updated by Audix Technology Corp. personnel. Any changes will be noted in the Document History section of the report.

Audix Technology Corp.
No. 491, Zhongfu Rd., Linkou Dist.,
New Taipei City244, Taiwan

Tel: +886 2 26099301
Fax: +886 2 26099303

Mode	802.11g	Frequency	TX 2417MHz

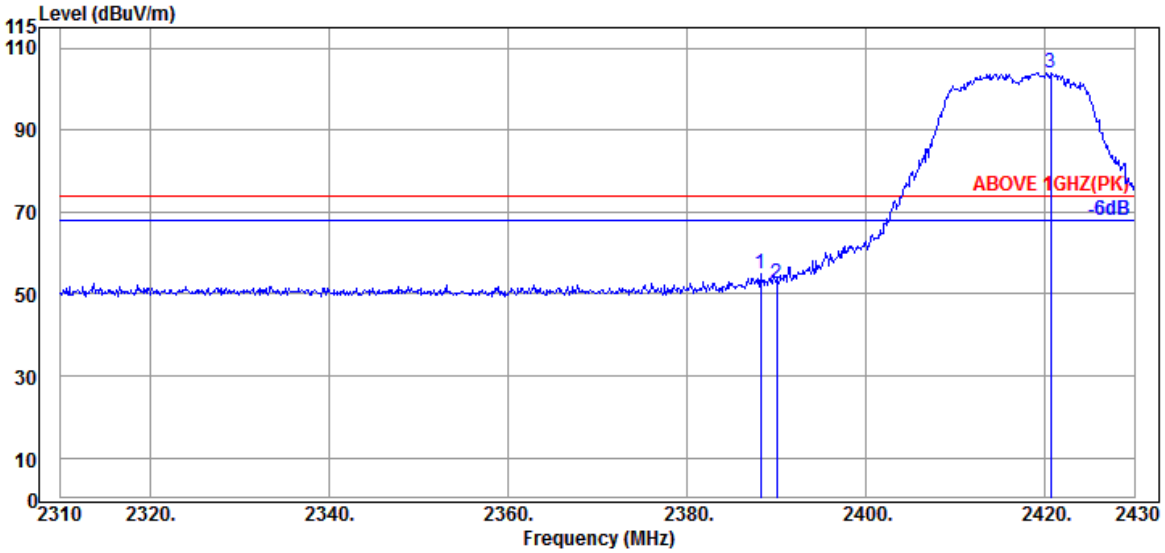

Antenna at Horizontal Polarization

Emission Frequency (MHz)	Antenna Factor (dB/m)	Cable Loss (dB)	Preamp Gain (dB)	Read Level (dBμV)	Emission Level (dBμV/m)	Limits (dBμV/m)	Margin (dB)	Detector
2388.240	32.00	5.72	34.51	51.59	54.80	74.00	19.20	Peak
2390.040	32.00	5.72	34.51	49.28	52.49	74.00	21.51	Peak
@ 2420.640	32.00	5.77	34.51	100.71	103.97	---	---	Peak

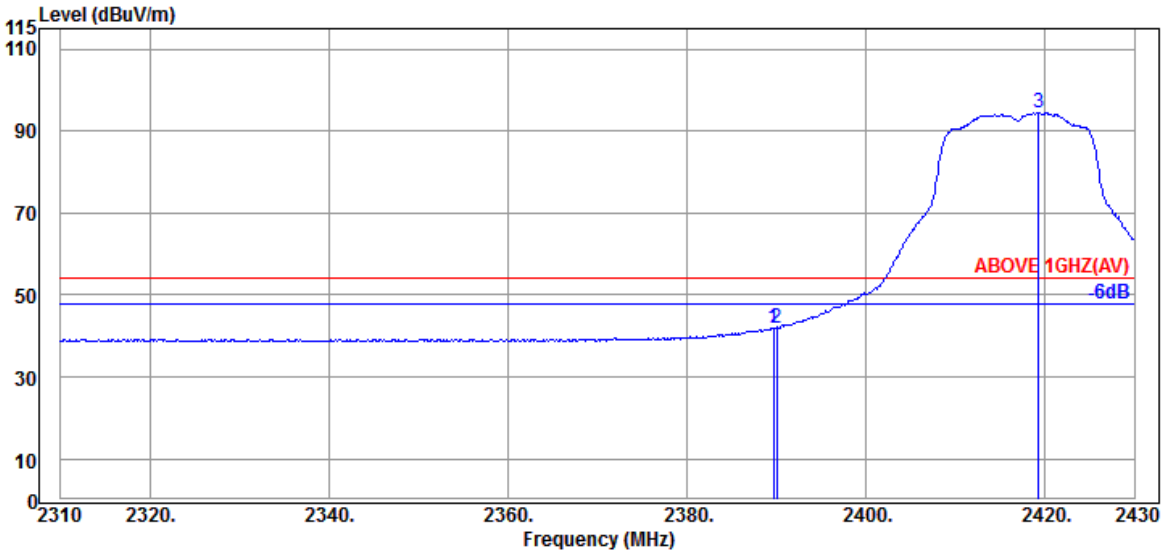

Antenna at Horizontal Polarization

Emission Frequency (MHz)	Antenna Factor (dB/m)	Cable Loss (dB)	Preamp Gain (dB)	Read Level (dBμV)	Emission Level (dBμV/m)	Limits (dBμV/m)	Margin (dB)	Detector
2389.680	32.00	5.72	34.51	38.81	42.02	54.00	11.98	Average
2390.040	32.00	5.72	34.51	38.86	42.07	54.00	11.93	Average
@ 2419.320	32.00	5.77	34.51	91.11	94.37	---	---	Average

Remark: The "@" means fundamental frequency, it is ignored in this section.

This test report may be reproduced in full only. The document may only be updated by Audix Technology Corp. personnel. Any changes will be noted in the Document History section of the report.

Audix Technology Corp.
No. 491, Zhongfu Rd., Linkou Dist.,
New Taipei City244, Taiwan

Tel: +886 2 26099301
Fax: +886 2 26099303

Mode	802.11g	Frequency	TX 2417MHz

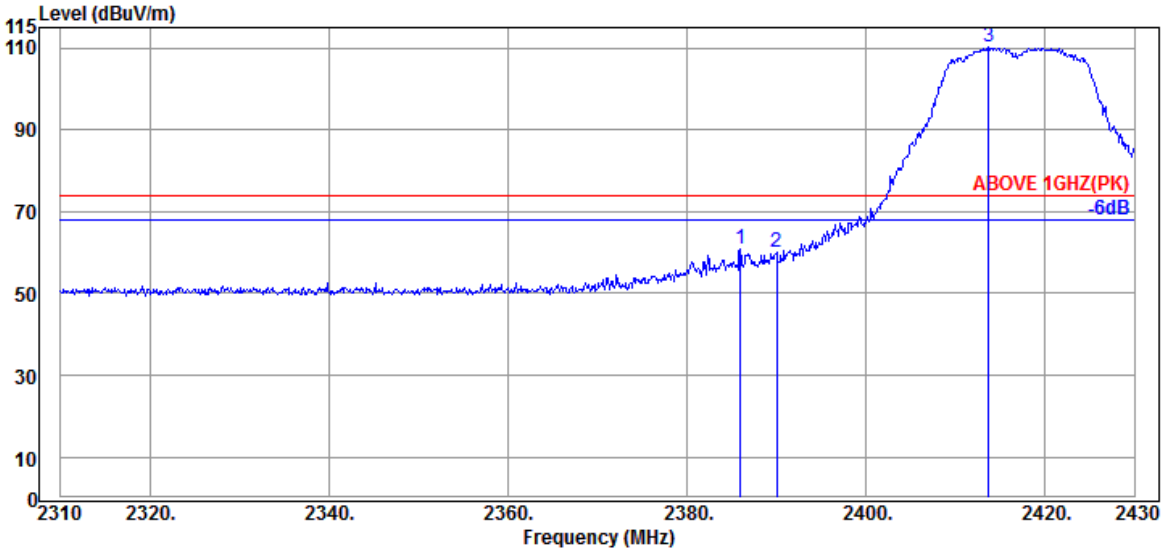

Antenna at Vertical Polarization

Emission Frequency (MHz)	Antenna Factor (dB/m)	Cable Loss (dB)	Preamp Gain (dB)	Read Level (dBμV)	Emission Level (dBμV/m)	Limits (dBμV/m)	Margin (dB)	Detector
2385.960	32.00	5.72	34.51	57.59	60.80	74.00	13.20	Peak
2390.040	32.00	5.72	34.51	56.74	59.95	74.00	14.05	Peak
@ 2413.680	32.00	5.76	34.51	106.97	110.22	---	---	Peak

Antenna at Vertical Polarization

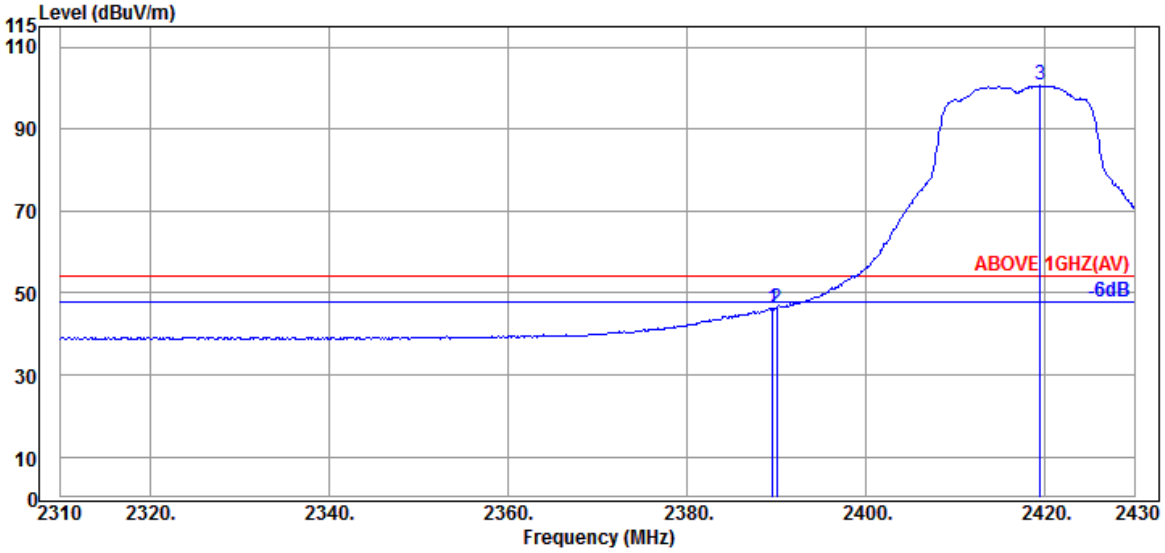

Emission Frequency (MHz)	Antenna Factor (dB/m)	Cable Loss (dB)	Preamp Gain (dB)	Read Level (dBμV)	Emission Level (dBμV/m)	Limits (dBμV/m)	Margin (dB)	Detector
2389.560	32.00	5.72	34.51	43.05	46.26	54.00	7.74	Average
2390.040	32.00	5.72	34.51	43.13	46.34	54.00	7.66	Average
@ 2419.440	32.00	5.77	34.51	97.33	100.59	---	---	Average

Remark: The "@" means fundamental frequency, it is ignored in this section.

This test report may be reproduced in full only. The document may only be updated by Audix Technology Corp. personnel. Any changes will be noted in the Document History section of the report.

Audix Technology Corp.
No. 491, Zhongfu Rd., Linkou Dist.,
New Taipei City244, Taiwan

Tel: +886 2 26099301
Fax: +886 2 26099303

Mode	802.11g	Frequency	TX 2457MHz

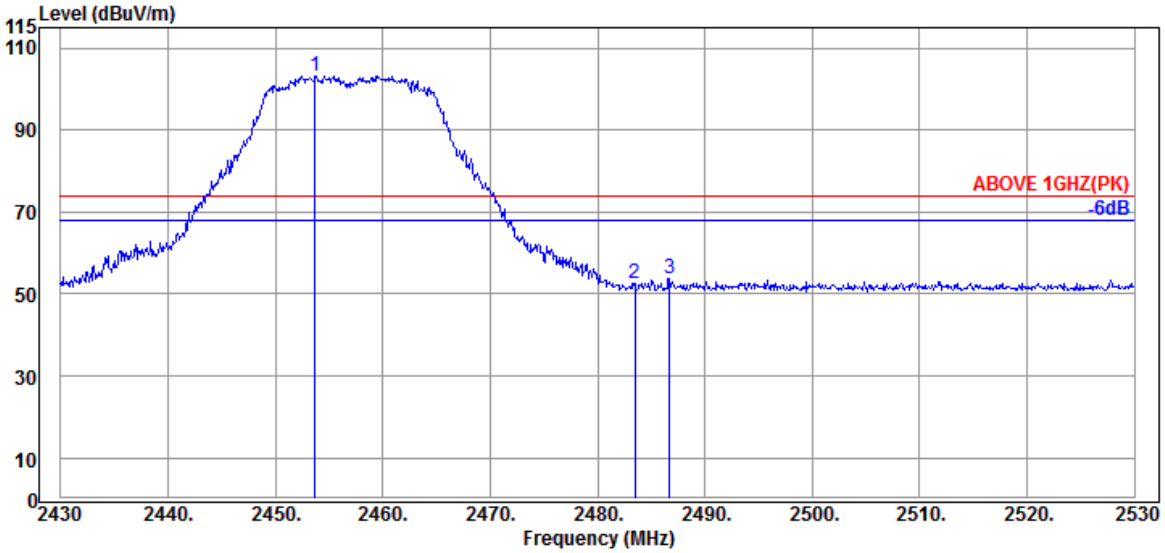

Antenna at Horizontal Polarization

Emission Frequency (MHz)	Antenna Factor (dB/m)	Cable Loss (dB)	Preamp Gain (dB)	Read Level (dBμV)	Emission Level (dBμV/m)	Limits (dBμV/m)	Margin (dB)	Detector
@ 2453.700	32.09	5.83	34.52	99.81	103.21	---	---	Peak
2483.500	32.43	5.87	34.53	48.83	52.60	74.00	21.40	Peak
2486.700	32.43	5.87	34.53	49.96	53.73	74.00	20.27	Peak

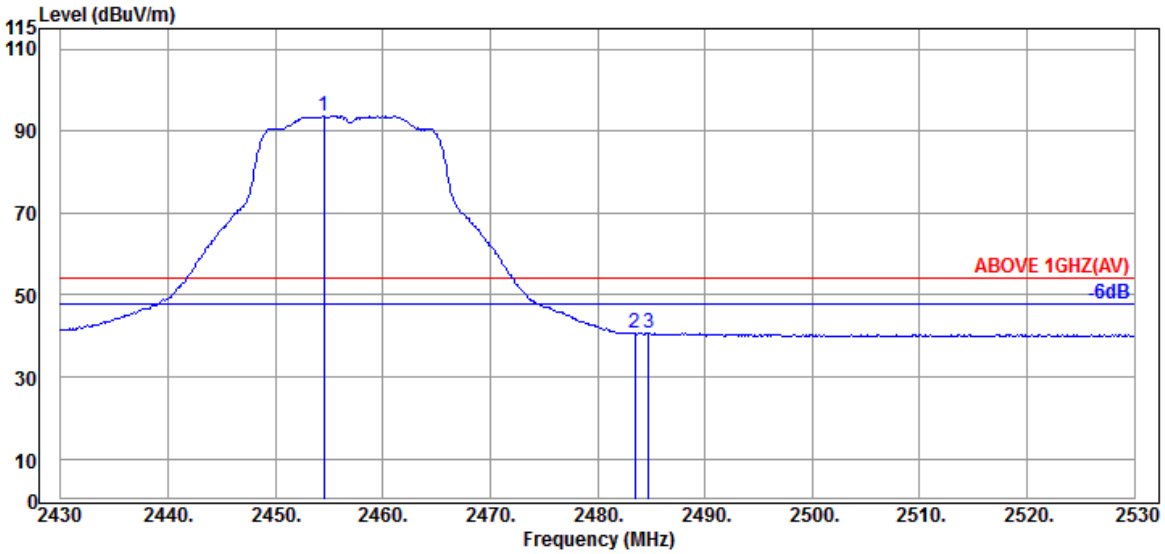

Antenna at Horizontal Polarization

Emission Frequency (MHz)	Antenna Factor (dB/m)	Cable Loss (dB)	Preamp Gain (dB)	Read Level (dBμV)	Emission Level (dBμV/m)	Limits (dBμV/m)	Margin (dB)	Detector
@ 2454.500	32.09	5.83	34.52	90.29	93.69	---	---	Average
2483.500	32.43	5.87	34.53	36.81	40.58	54.00	13.42	Average
2484.800	32.43	5.87	34.53	36.88	40.65	54.00	13.35	Average

Remark: The "@" means fundamental frequency, it is ignored in this section.

This test report may be reproduced in full only. The document may only be updated by Audix Technology Corp. personnel. Any changes will be noted in the Document History section of the report.

Audix Technology Corp.
No. 491, Zhongfu Rd., Linkou Dist.,
New Taipei City244, Taiwan

Tel: +886 2 26099301
Fax: +886 2 26099303

Mode	802.11g	Frequency	TX 2457MHz

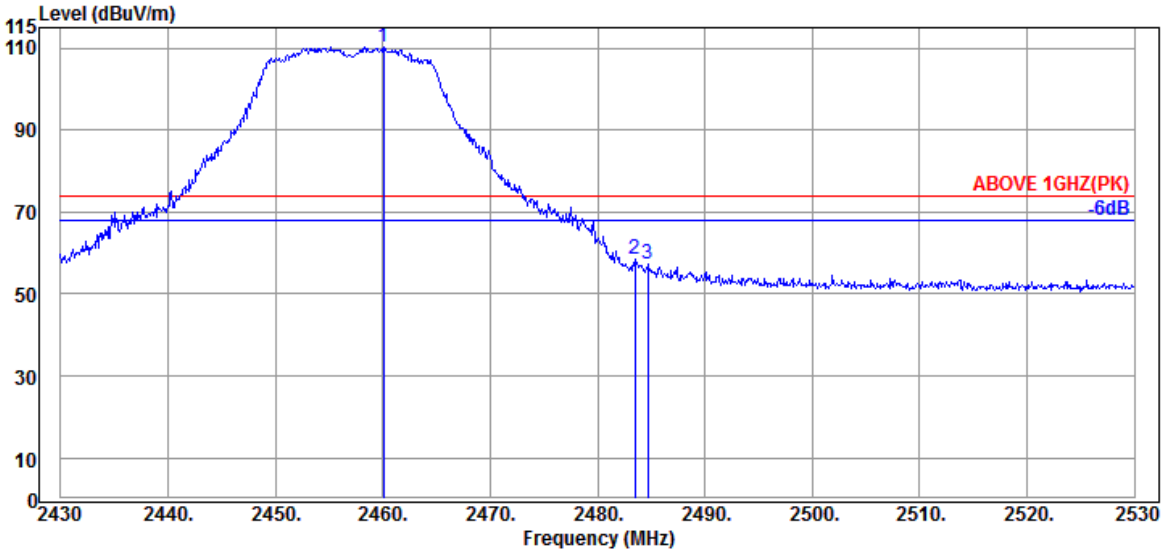

Antenna at Vertical Polarization

Emission Frequency (MHz)	Antenna Factor (dB/m)	Cable Loss (dB)	Preamp Gain (dB)	Read Level (dBμV)	Emission Level (dBμV/m)	Limits (dBμV/m)	Margin (dB)	Detector
@ 2460.100	32.09	5.83	34.52	106.79	110.19	---	---	Peak
2483.500	32.43	5.87	34.53	54.57	58.34	74.00	15.66	Peak
2484.700	32.43	5.87	34.53	53.57	57.34	74.00	16.66	Peak

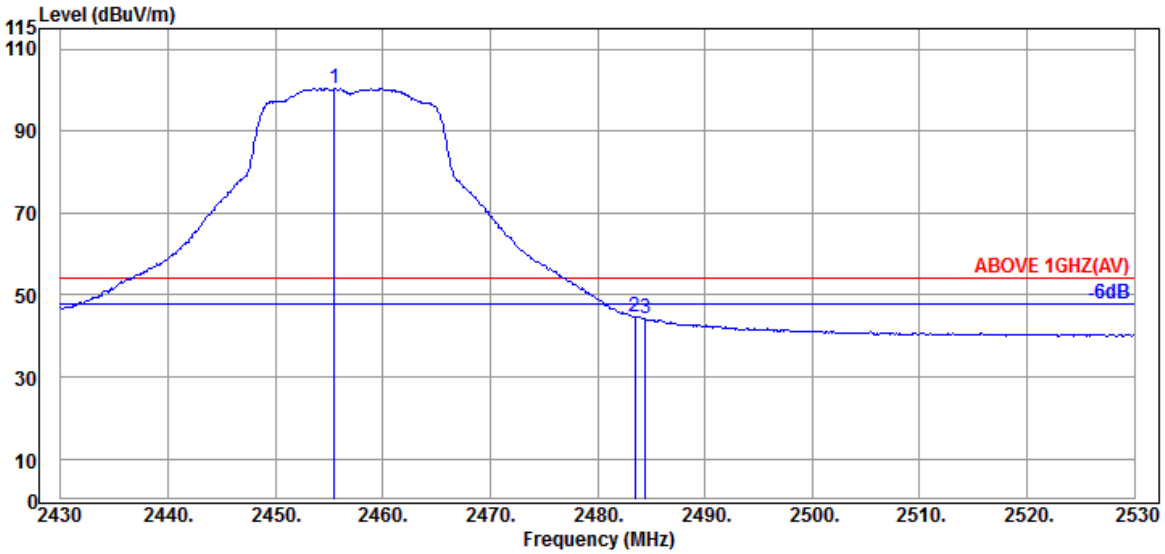

Antenna at Vertical Polarization

Emission Frequency (MHz)	Antenna Factor (dB/m)	Cable Loss (dB)	Preamp Gain (dB)	Read Level (dBμV)	Emission Level (dBμV/m)	Limits (dBμV/m)	Margin (dB)	Detector
@ 2455.500	32.09	5.83	34.52	96.95	100.35	---	---	Average
2483.500	32.43	5.87	34.53	40.82	44.59	54.00	9.41	Average
2484.500	32.43	5.87	34.53	40.42	44.19	54.00	9.81	Average

Remark: The "@" means fundamental frequency, it is ignored in this section.

This test report may be reproduced in full only. The document may only be updated by Audix Technology Corp. personnel. Any changes will be noted in the Document History section of the report.

Audix Technology Corp.
No. 491, Zhongfu Rd., Linkou Dist.,
New Taipei City244, Taiwan
Tel: +886 2 26099301
Fax: +886 2 26099303

Mode	802.11g	Frequency	TX 2462MHz

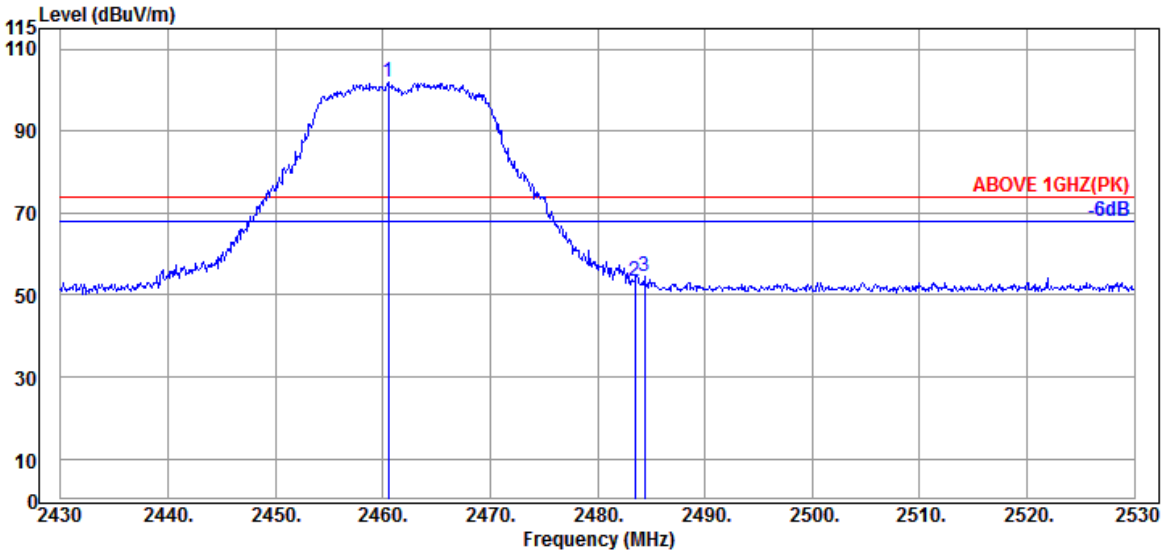

Antenna at Horizontal Polarization

Emission Frequency (MHz)	Antenna Factor (dB/m)	Cable Loss (dB)	Preamp Gain (dB)	Read Level (dBμV)	Emission Level (dBμV/m)	Limits (dBμV/m)	Margin (dB)	Detector
@ 2460.500	32.17	5.84	34.52	98.54	102.03	---	---	Peak
2483.500	32.43	5.87	34.53	49.66	53.43	74.00	20.57	Peak
2484.400	32.43	5.87	34.53	50.57	54.34	74.00	19.66	Peak

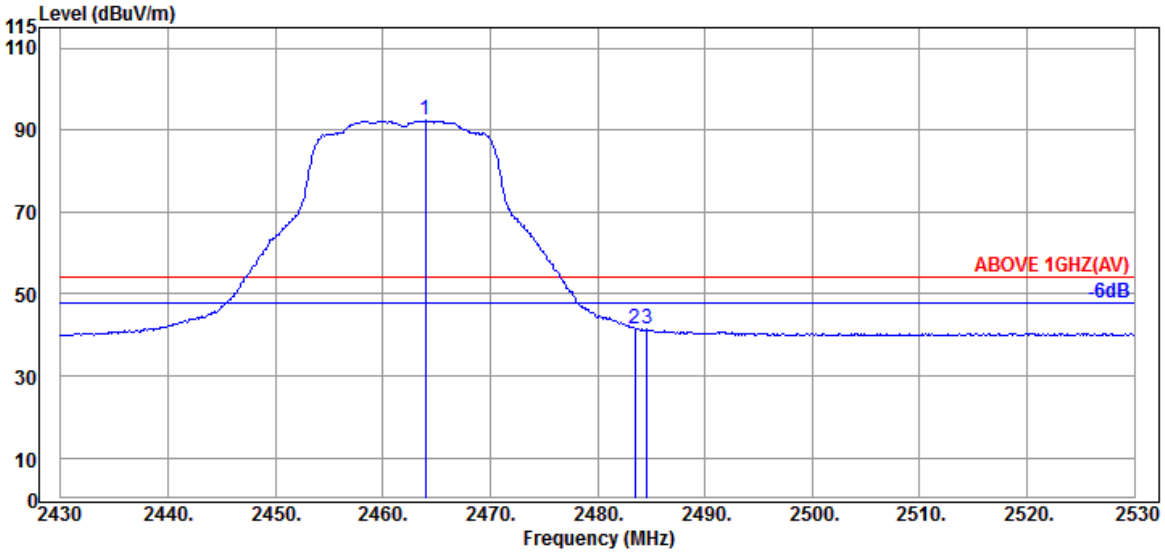

Antenna at Horizontal Polarization

Emission Frequency (MHz)	Antenna Factor (dB/m)	Cable Loss (dB)	Preamp Gain (dB)	Read Level (dBμV)	Emission Level (dBμV/m)	Limits (dBμV/m)	Margin (dB)	Detector
@ 2464.000	32.17	5.84	34.52	88.79	92.28	---	---	Average
2483.500	32.43	5.87	34.53	37.92	41.69	54.00	12.31	Average
2484.600	32.43	5.87	34.53	37.69	41.46	54.00	12.54	Average

Remark: The "@" means fundamental frequency, it is ignored in this section.

This test report may be reproduced in full only. The document may only be updated by Audix Technology Corp. personnel. Any changes will be noted in the Document History section of the report.

Audix Technology Corp.
No. 491, Zhongfu Rd., Linkou Dist.,
New Taipei City244, Taiwan

Tel: +886 2 26099301
Fax: +886 2 26099303

Mode	802.11g	Frequency	TX 2462MHz

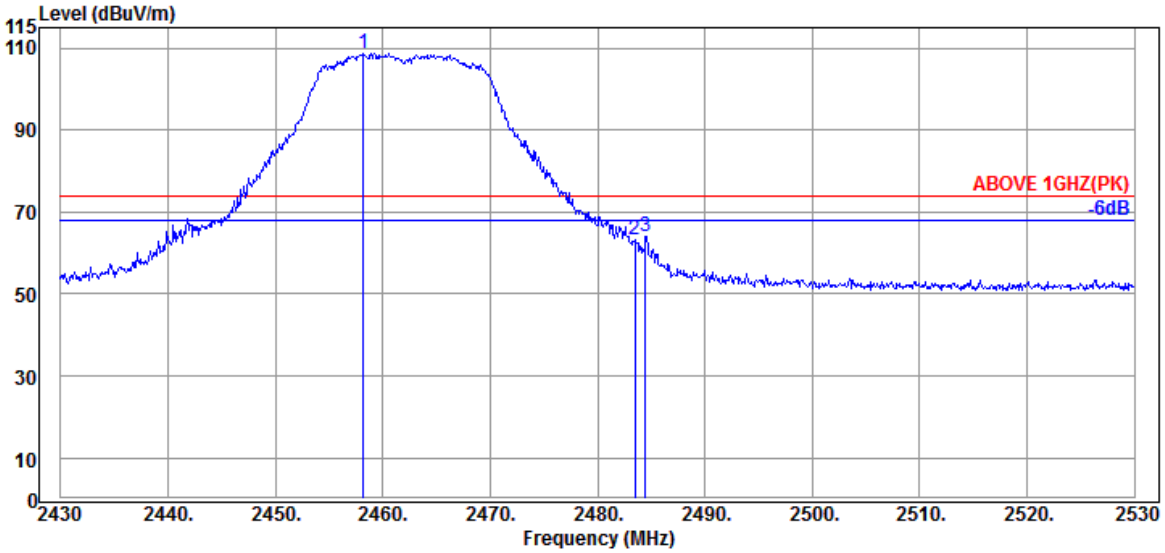

Antenna at Vertical Polarization

Emission Frequency (MHz)	Antenna Factor (dB/m)	Cable Loss (dB)	Preamp Gain (dB)	Read Level (dBμV)	Emission Level (dBμV/m)	Limits (dBμV/m)	Margin (dB)	Detector
@ 2458.200	32.09	5.83	34.52	105.45	108.85	---	---	Peak
2483.500	32.43	5.87	34.53	59.60	63.37	74.00	10.63	Peak
2484.500	32.43	5.87	34.53	60.32	64.09	74.00	9.91	Peak

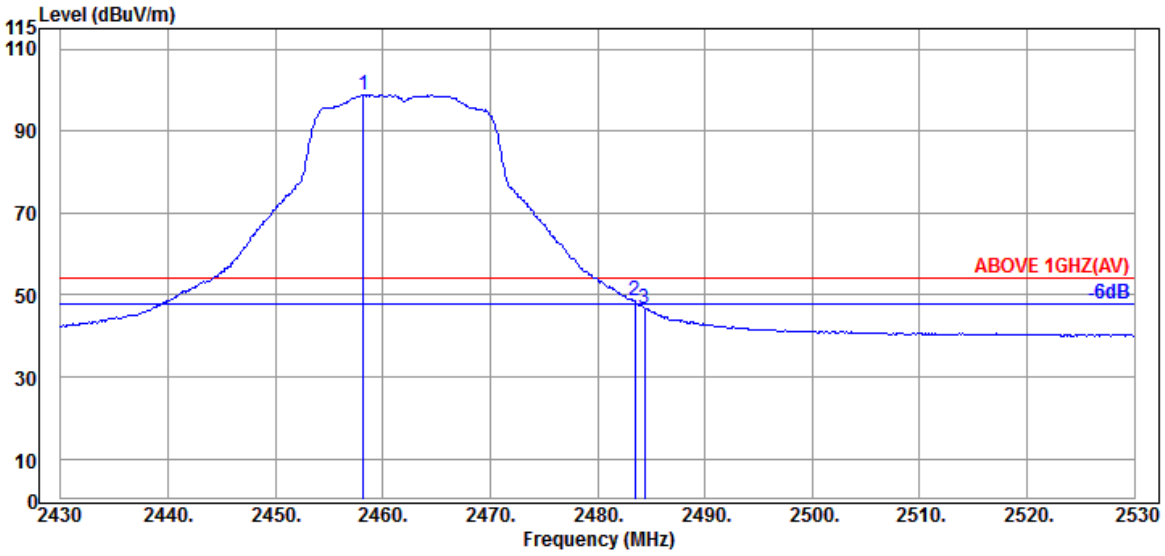

Antenna at Vertical Polarization

Emission Frequency (MHz)	Antenna Factor (dB/m)	Cable Loss (dB)	Preamp Gain (dB)	Read Level (dBμV)	Emission Level (dBμV/m)	Limits (dBμV/m)	Margin (dB)	Detector
@ 2458.200	32.09	5.83	34.52	95.55	98.95	---	---	Average
2483.500	32.43	5.87	34.53	44.66	48.43	54.00	5.57	Average
2484.400	32.43	5.87	34.53	43.06	46.83	54.00	7.17	Average

Remark: The "@" means fundamental frequency, it is ignored in this section.

This test report may be reproduced in full only. The document may only be updated by Audix Technology Corp. personnel. Any changes will be noted in the Document History section of the report.

Audix Technology Corp.
No. 491, Zhongfu Rd., Linkou Dist.,
New Taipei City244, Taiwan

Tel: +886 2 26099301
Fax: +886 2 26099303

Mode	802.11g	Frequency	TX 2467MHz

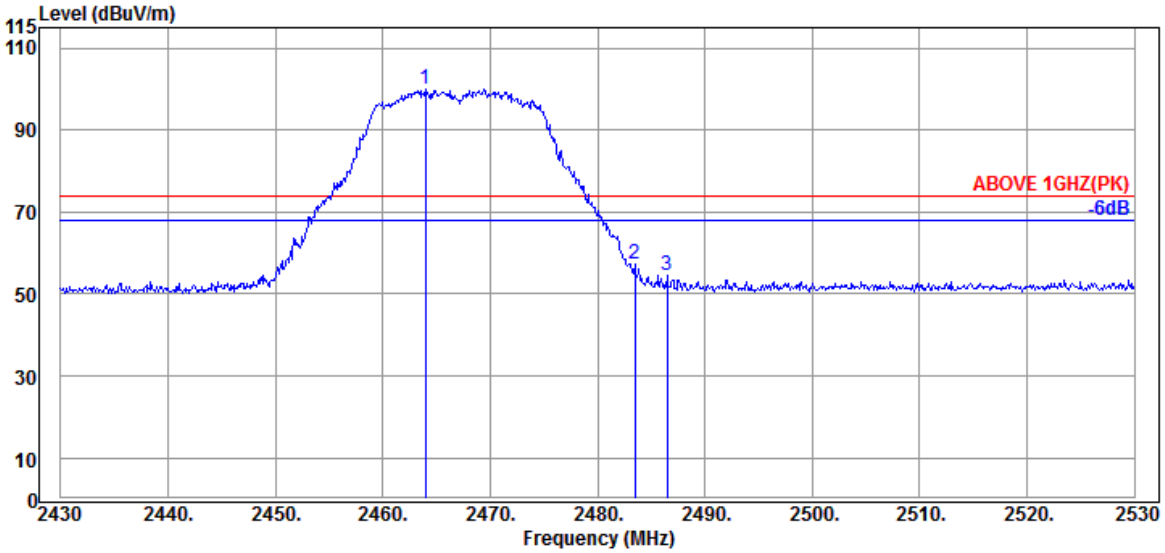

Antenna at Horizontal Polarization

Emission Frequency (MHz)	Antenna Factor (dB/m)	Cable Loss (dB)	Preamp Gain (dB)	Read Level (dBμV)	Emission Level (dBμV/m)	Limits (dBμV/m)	Margin (dB)	Detector
@ 2464.000	32.17	5.84	34.52	96.44	99.93	---	---	Peak
2483.500	32.43	5.87	34.53	53.64	57.41	74.00	16.59	Peak
2486.500	32.43	5.87	34.53	50.69	54.46	74.00	19.54	Peak

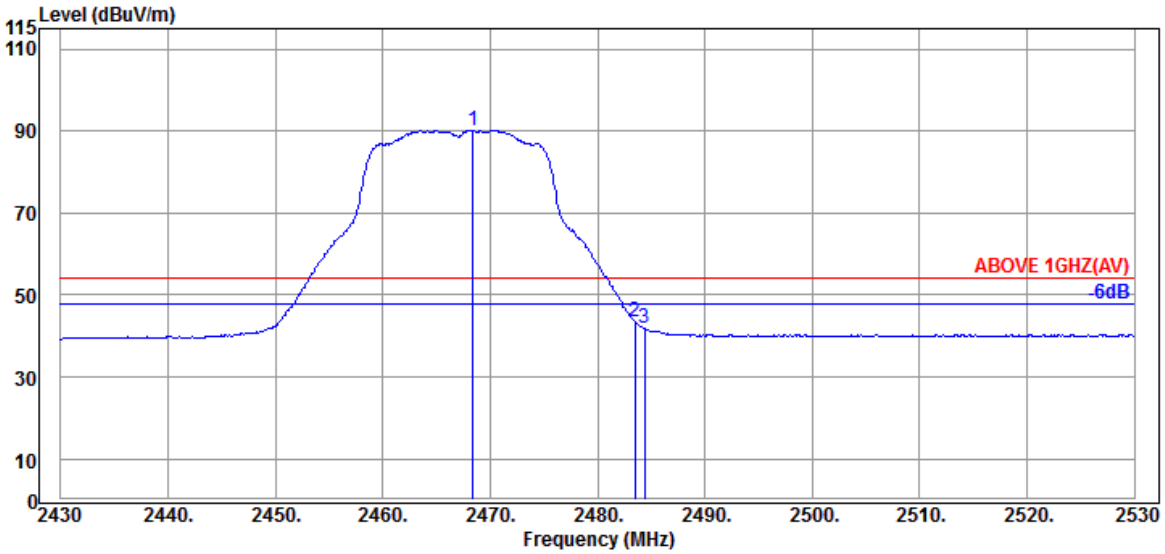

Antenna at Horizontal Polarization

Emission Frequency (MHz)	Antenna Factor (dB/m)	Cable Loss (dB)	Preamp Gain (dB)	Read Level (dBμV)	Emission Level (dBμV/m)	Limits (dBμV/m)	Margin (dB)	Detector
@ 2468.400	32.26	5.85	34.52	86.58	90.17	---	---	Average
2483.500	32.43	5.87	34.53	39.78	43.55	54.00	10.45	Average
2484.400	32.43	5.87	34.53	37.99	41.76	54.00	12.24	Average

Remark: The "@" means fundamental frequency, it is ignored in this section.

This test report may be reproduced in full only. The document may only be updated by Audix Technology Corp. personnel. Any changes will be noted in the Document History section of the report.

Audix Technology Corp.
No. 491, Zhongfu Rd., Linkou Dist.,
New Taipei City244, Taiwan

Tel: +886 2 26099301
Fax: +886 2 26099303

Mode	802.11g	Frequency	TX 2467MHz

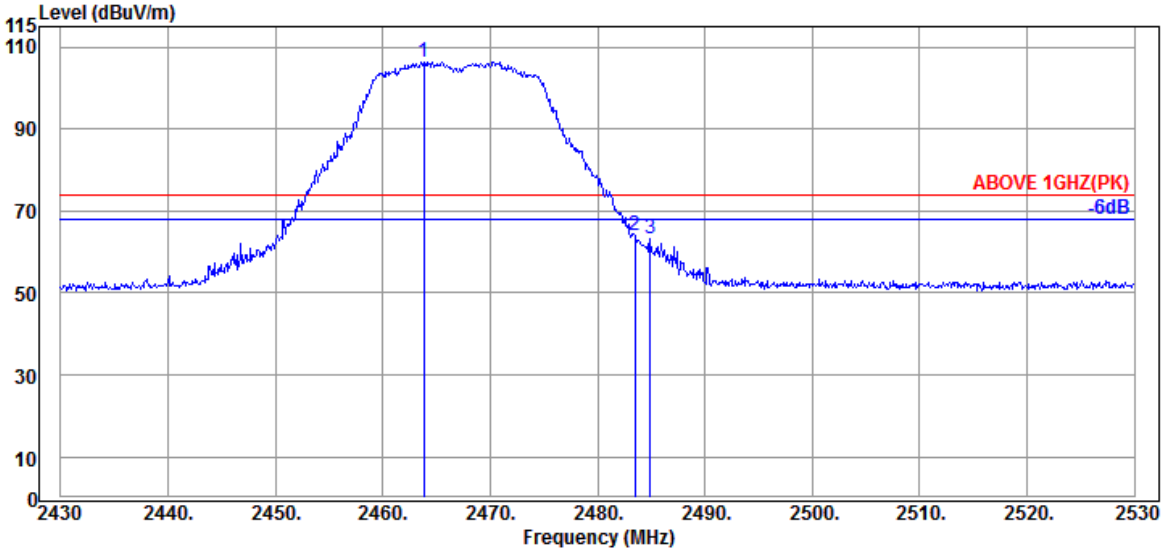

Antenna at Vertical Polarization

Emission Frequency (MHz)	Antenna Factor (dB/m)	Cable Loss (dB)	Preamp Gain (dB)	Read Level (dBμV)	Emission Level (dBμV/m)	Limits (dBμV/m)	Margin (dB)	Detector
@ 2463.800	32.17	5.84	34.52	102.86	106.35	---	---	Peak
2483.500	32.43	5.87	34.53	60.32	64.09	74.00	9.91	Peak
2484.900	32.43	5.87	34.53	59.37	63.14	74.00	10.86	Peak

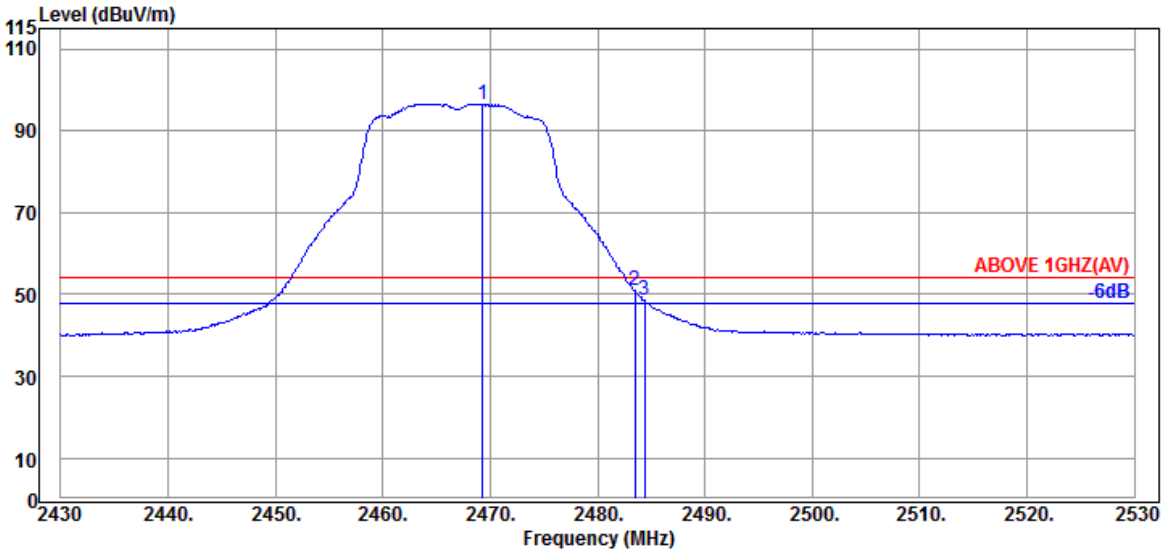

Antenna at Vertical Polarization

Emission Frequency (MHz)	Antenna Factor (dB/m)	Cable Loss (dB)	Preamp Gain (dB)	Read Level (dBμV)	Emission Level (dBμV/m)	Limits (dBμV/m)	Margin (dB)	Detector
@ 2469.300	32.26	5.85	34.52	93.01	96.60	---	---	Average
2483.500	32.43	5.87	34.53	47.03	50.80	54.00	3.20	Average
2484.400	32.43	5.87	34.53	44.75	48.52	54.00	5.48	Average

Remark: The "@" means fundamental frequency, it is ignored in this section.

This test report may be reproduced in full only. The document may only be updated by Audix Technology Corp. personnel. Any changes will be noted in the Document History section of the report.

Audix Technology Corp.
No. 491, Zhongfu Rd., Linkou Dist.,
New Taipei City244, Taiwan

Tel: +886 2 26099301
Fax: +886 2 26099303

Mode	802.11g	Frequency	TX 2472MHz

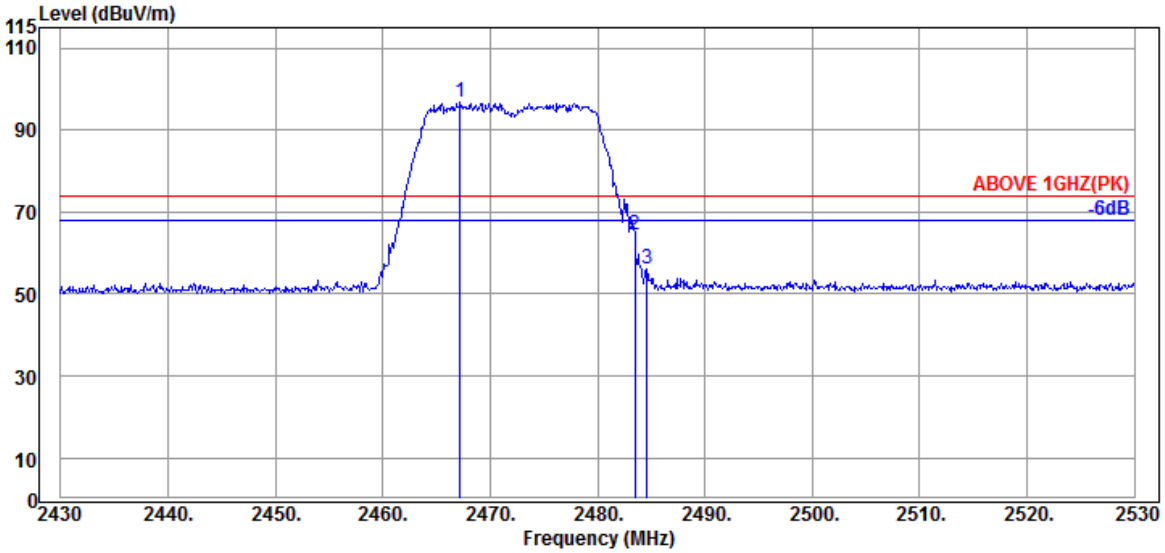

Antenna at Horizontal Polarization

Emission Frequency (MHz)	Antenna Factor (dB/m)	Cable Loss (dB)	Preamp Gain (dB)	Read Level (dBμV)	Emission Level (dBμV/m)	Limits (dBμV/m)	Margin (dB)	Detector
@ 2467.200	32.17	5.84	34.52	93.17	96.66	---	---	Peak
2483.500	32.43	5.87	34.53	60.46	64.23	74.00	9.77	Peak
2484.600	32.43	5.87	34.53	52.23	56.00	74.00	18.00	Peak

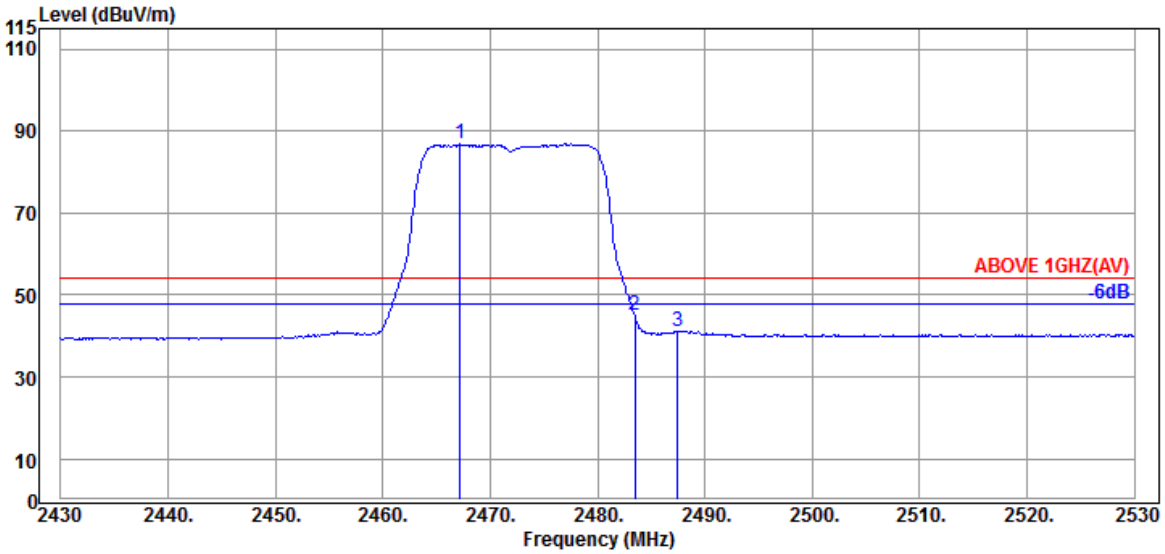

Antenna at Horizontal Polarization

Emission Frequency (MHz)	Antenna Factor (dB/m)	Cable Loss (dB)	Preamp Gain (dB)	Read Level (dBμV)	Emission Level (dBμV/m)	Limits (dBμV/m)	Margin (dB)	Detector
@ 2467.200	32.17	5.84	34.52	83.32	86.81	---	---	Average
2483.500	32.43	5.87	34.53	41.09	44.86	54.00	9.14	Average
2487.500	32.43	5.87	34.53	37.45	41.22	54.00	12.78	Average

Remark: The "@" means fundamental frequency, it is ignored in this section.

This test report may be reproduced in full only. The document may only be updated by Audix Technology Corp. personnel. Any changes will be noted in the Document History section of the report.

Audix Technology Corp.
No. 491, Zhongfu Rd., Linkou Dist.,
New Taipei City244, Taiwan

Tel: +886 2 26099301
Fax: +886 2 26099303

Mode	802.11g	Frequency	TX 2472MHz

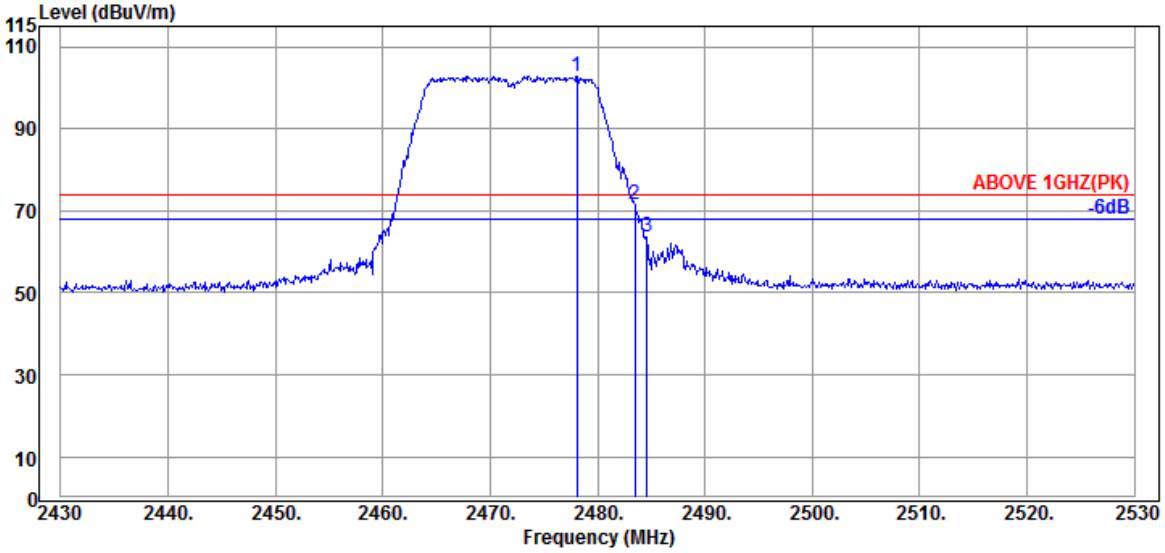

Antenna at Vertical Polarization

Emission Frequency (MHz)	Antenna Factor (dB/m)	Cable Loss (dB)	Preamp Gain (dB)	Read Level (dBμV)	Emission Level (dBμV/m)	Limits (dBμV/m)	Margin (dB)	Detector
@ 2478.100	32.34	5.86	34.53	99.18	102.85	---	---	Peak
2483.500	32.43	5.87	34.53	67.76	71.53	74.00	2.47	Peak
2484.600	32.43	5.87	34.53	60.01	63.78	74.00	10.22	Peak

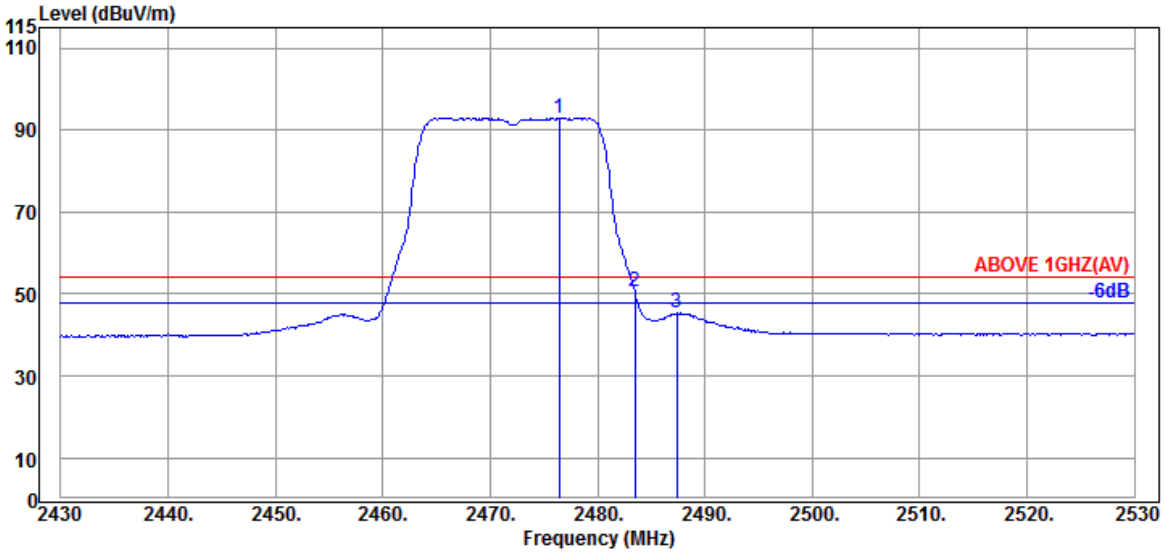

Antenna at Vertical Polarization

Emission Frequency (MHz)	Antenna Factor (dB/m)	Cable Loss (dB)	Preamp Gain (dB)	Read Level (dBμV)	Emission Level (dBμV/m)	Limits (dBμV/m)	Margin (dB)	Detector
@ 2476.400	32.34	5.86	34.53	89.39	93.06	---	---	Average
2483.500	32.43	5.87	34.53	46.66	50.43	54.00	3.57	Average
2487.400	32.43	5.87	34.53	41.58	45.35	54.00	8.65	Average

Remark: The "@" means fundamental frequency, it is ignored in this section.

This test report may be reproduced in full only. The document may only be updated by Audix Technology Corp. personnel. Any changes will be noted in the Document History section of the report.

Audix Technology Corp.
No. 491, Zhongfu Rd., Linkou Dist.,
New Taipei City244, Taiwan

Tel: +886 2 26099301
Fax: +886 2 26099303

Mode	802.11n-HT20	Frequency	TX 2412MHz

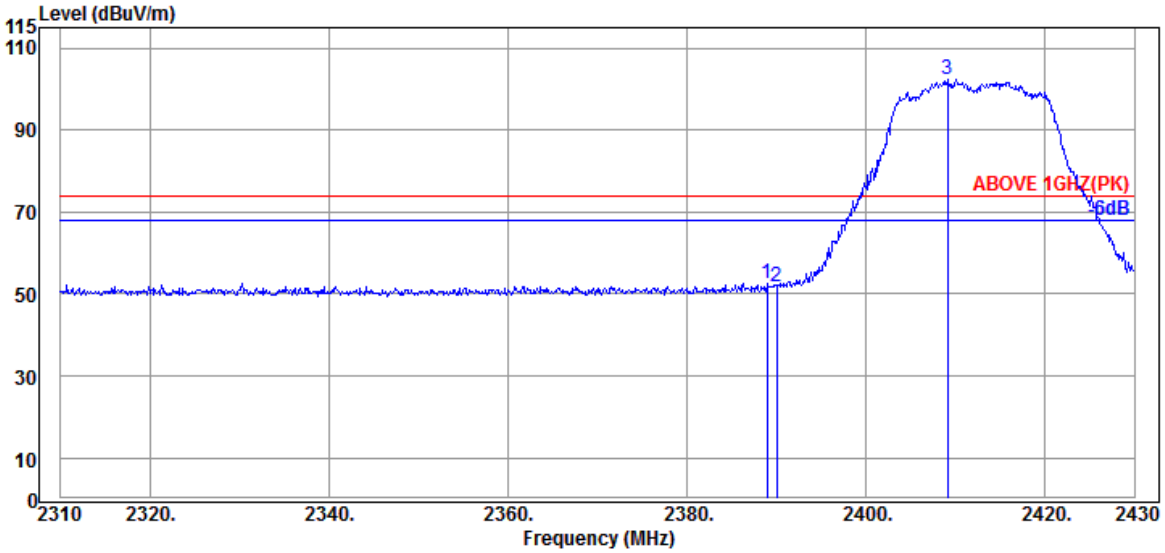

Antenna at Horizontal Polarization

Emission Frequency (MHz)	Antenna Factor (dB/m)	Cable Loss (dB)	Preamp Gain (dB)	Read Level (dBμV)	Emission Level (dBμV/m)	Limits (dBμV/m)	Margin (dB)	Detector
2388.960	32.00	5.72	34.51	49.44	52.65	74.00	21.35	Peak
2390.040	32.00	5.72	34.51	48.45	51.66	74.00	22.34	Peak
@ 2409.120	32.00	5.75	34.51	99.12	102.36	---	---	Peak

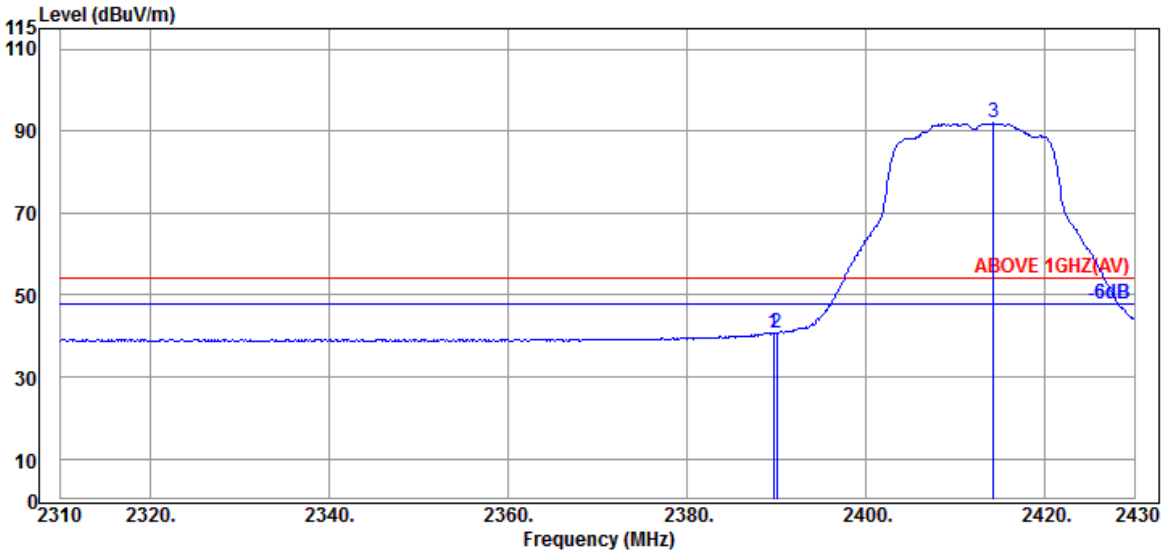

Antenna at Horizontal Polarization

Emission Frequency (MHz)	Antenna Factor (dB/m)	Cable Loss (dB)	Preamp Gain (dB)	Read Level (dBμV)	Emission Level (dBμV/m)	Limits (dBμV/m)	Margin (dB)	Detector
2389.680	32.00	5.72	34.51	37.56	40.77	54.00	13.23	Average
2390.040	32.00	5.72	34.51	37.36	40.57	54.00	13.43	Average
@ 2414.280	32.00	5.76	34.51	88.65	91.90	---	---	Average

Remark: The "@" means fundamental frequency, it is ignored in this section.

This test report may be reproduced in full only. The document may only be updated by Audix Technology Corp. personnel. Any changes will be noted in the Document History section of the report.

Audix Technology Corp.
No. 491, Zhongfu Rd., Linkou Dist.,
New Taipei City244, Taiwan

Tel: +886 2 26099301
Fax: +886 2 26099303

Mode	802.11n-HT20	Frequency	TX 2412MHz

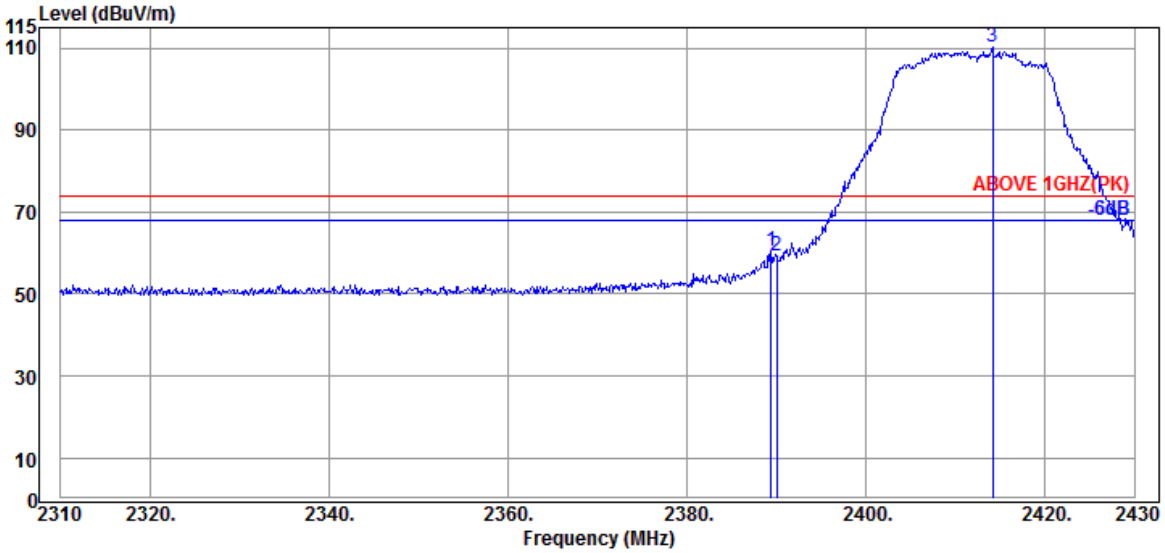

Antenna at Vertical Polarization

Emission Frequency (MHz)	Antenna Factor (dB/m)	Cable Loss (dB)	Preamp Gain (dB)	Read Level (dBμV)	Emission Level (dBμV/m)	Limits (dBμV/m)	Margin (dB)	Detector
2389.440	32.00	5.72	34.51	57.30	60.51	74.00	13.49	Peak
2390.040	32.00	5.72	34.51	56.26	59.47	74.00	14.53	Peak
@ 2414.160	32.00	5.76	34.51	106.93	110.18	---	---	Peak

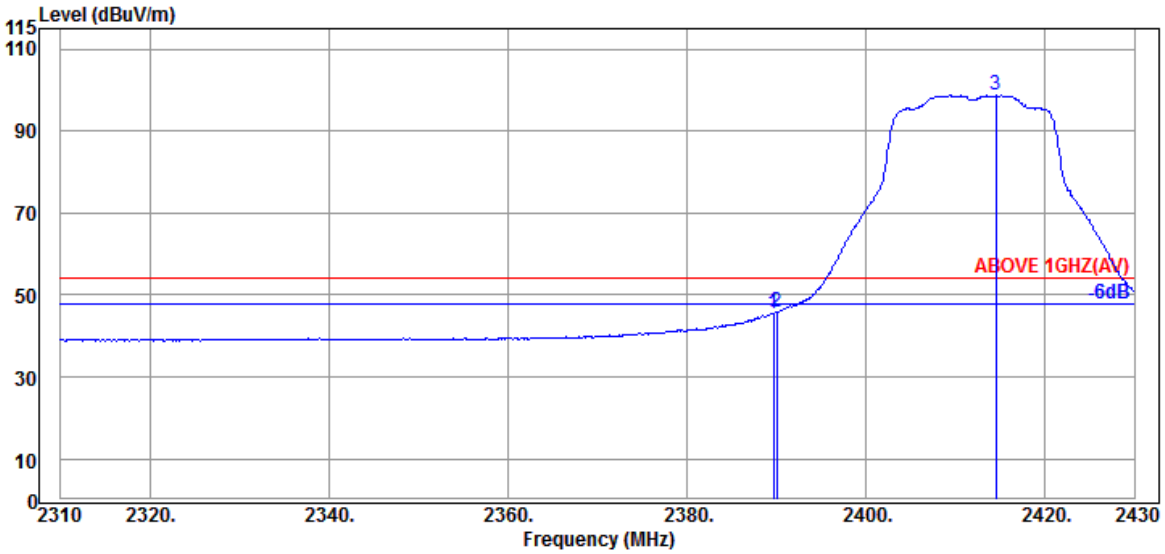

Antenna at Vertical Polarization

Emission Frequency (MHz)	Antenna Factor (dB/m)	Cable Loss (dB)	Preamp Gain (dB)	Read Level (dBμV)	Emission Level (dBμV/m)	Limits (dBμV/m)	Margin (dB)	Detector
2389.680	32.00	5.72	34.51	42.36	45.57	54.00	8.43	Average
2390.040	32.00	5.72	34.51	42.45	45.66	54.00	8.34	Average
@ 2414.520	32.00	5.76	34.51	95.52	98.77	---	---	Average

Remark: The "@" means fundamental frequency, it is ignored in this section.

This test report may be reproduced in full only. The document may only be updated by Audix Technology Corp. personnel. Any changes will be noted in the Document History section of the report.

Audix Technology Corp.
No. 491, Zhongfu Rd., Linkou Dist.,
New Taipei City244, Taiwan

Tel: +886 2 26099301
Fax: +886 2 26099303

Mode	802.11n-HT20	Frequency	TX 2417MHz

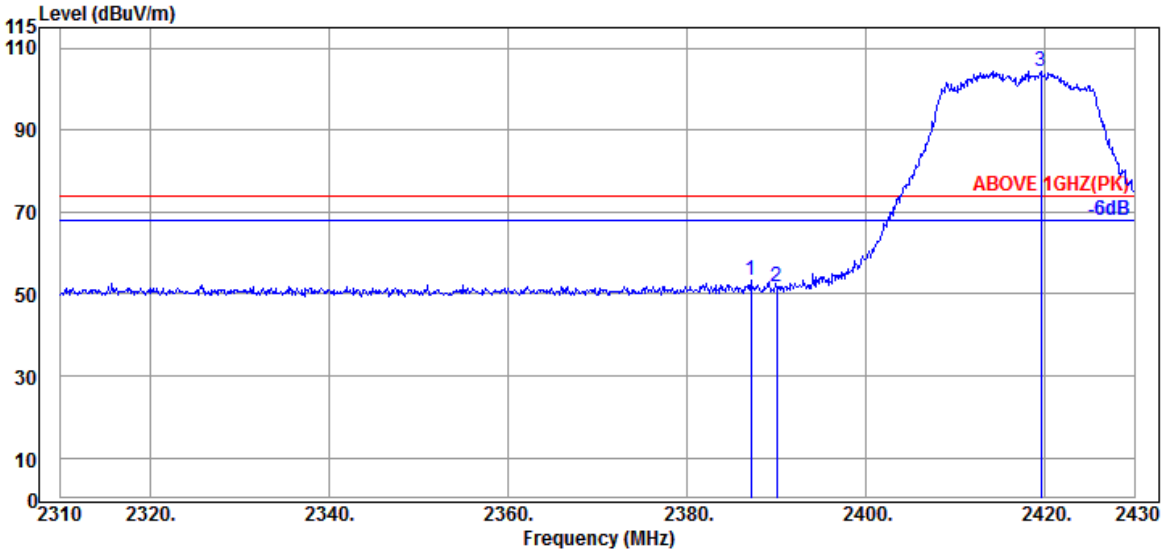

Antenna at Horizontal Polarization

Emission Frequency (MHz)	Antenna Factor (dB/m)	Cable Loss (dB)	Preamp Gain (dB)	Read Level (dBμV)	Emission Level (dBμV/m)	Limits (dBμV/m)	Margin (dB)	Detector
2387.160	32.00	5.72	34.51	50.05	53.26	74.00	20.74	Peak
2390.040	32.00	5.72	34.51	48.73	51.94	74.00	22.06	Peak
@ 2419.560	32.00	5.77	34.51	101.04	104.30	---	---	Peak

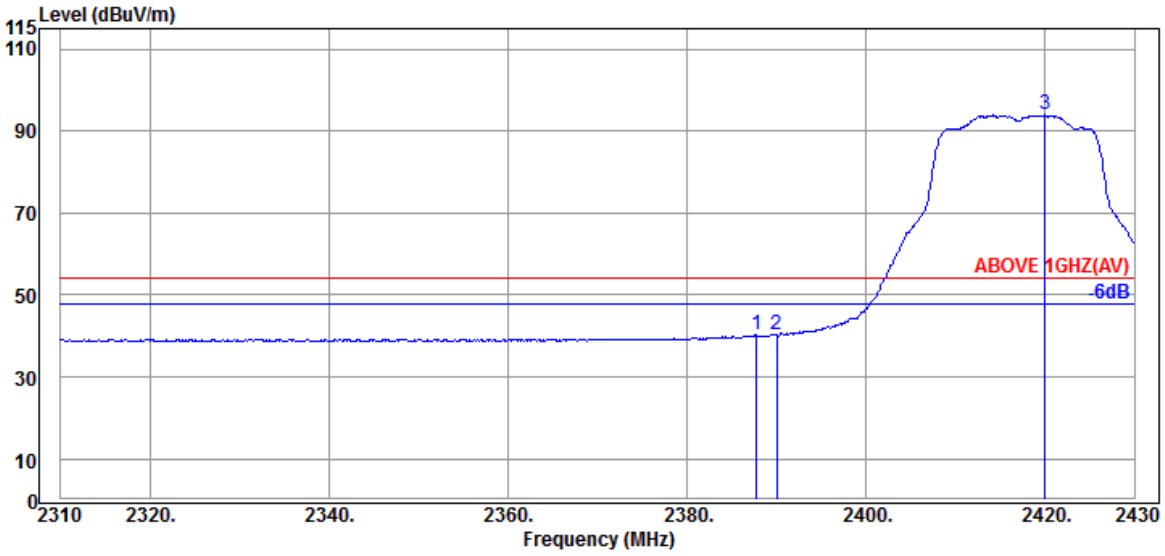

Antenna at Horizontal Polarization

Emission Frequency (MHz)	Antenna Factor (dB/m)	Cable Loss (dB)	Preamp Gain (dB)	Read Level (dBμV)	Emission Level (dBμV/m)	Limits (dBμV/m)	Margin (dB)	Detector
2387.760	32.00	5.72	34.51	37.17	40.38	54.00	13.62	Average
2390.040	32.00	5.72	34.51	37.00	40.21	54.00	13.79	Average
@ 2420.040	32.00	5.77	34.51	90.61	93.87	---	---	Average

Remark: The "@" means fundamental frequency, it is ignored in this section.

This test report may be reproduced in full only. The document may only be updated by Audix Technology Corp. personnel. Any changes will be noted in the Document History section of the report.

Audix Technology Corp.
No. 491, Zhongfu Rd., Linkou Dist.,
New Taipei City244, Taiwan

Tel: +886 2 26099301
Fax: +886 2 26099303

Mode	802.11n-HT20	Frequency	TX 2417MHz

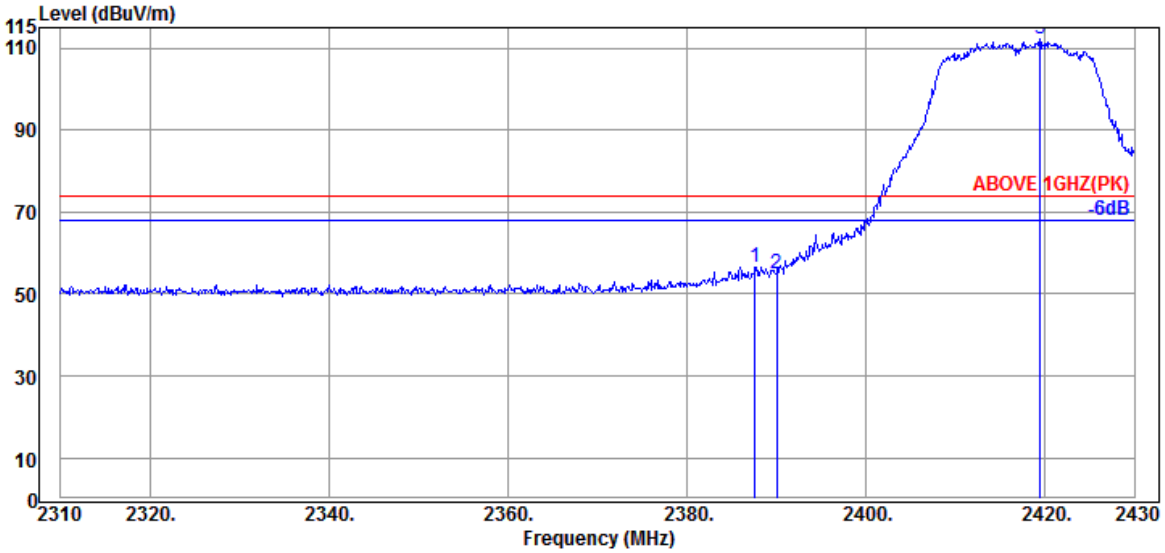

Antenna at Vertical Polarization

Emission Frequency (MHz)	Antenna Factor (dB/m)	Cable Loss (dB)	Preamp Gain (dB)	Read Level (dBμV)	Emission Level (dBμV/m)	Limits (dBμV/m)	Margin (dB)	Detector
2387.640	32.00	5.72	34.51	53.35	56.56	74.00	17.44	Peak
2390.040	32.00	5.72	34.51	51.59	54.80	74.00	19.20	Peak
@ 2419.440	32.00	5.77	34.51	108.82	112.08	---	---	Peak

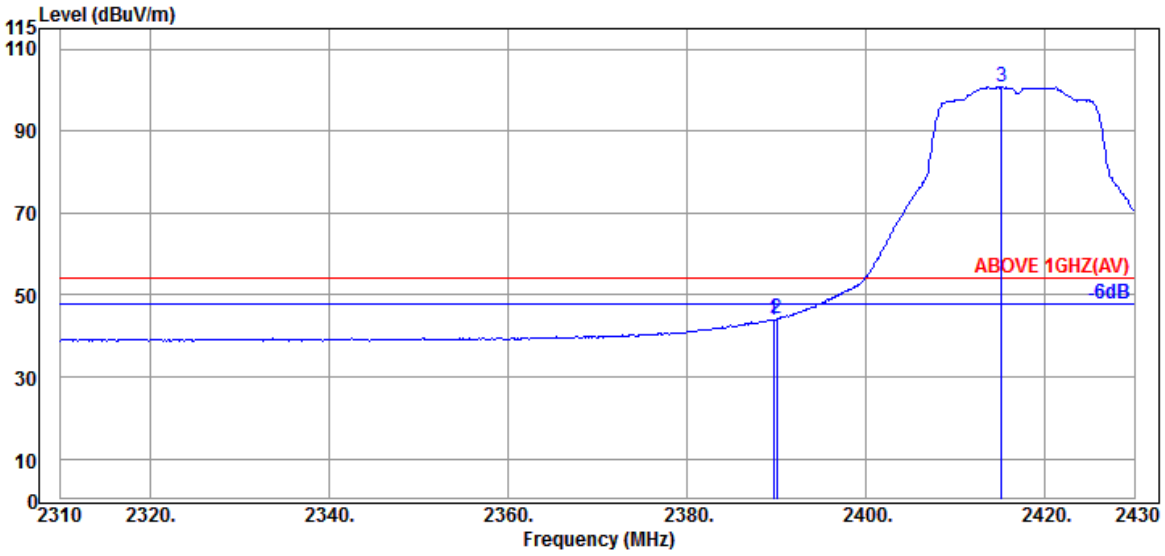

Antenna at Vertical Polarization

Emission Frequency (MHz)	Antenna Factor (dB/m)	Cable Loss (dB)	Preamp Gain (dB)	Read Level (dBμV)	Emission Level (dBμV/m)	Limits (dBμV/m)	Margin (dB)	Detector
2389.680	32.00	5.72	34.51	40.84	44.05	54.00	9.95	Average
2390.040	32.00	5.72	34.51	40.88	44.09	54.00	9.91	Average
@ 2415.120	32.00	5.76	34.51	97.57	100.82	---	---	Average

Remark: The "@" means fundamental frequency, it is ignored in this section.

This test report may be reproduced in full only. The document may only be updated by Audix Technology Corp. personnel. Any changes will be noted in the Document History section of the report.

Audix Technology Corp.
No. 491, Zhongfu Rd., Linkou Dist.,
New Taipei City244, Taiwan

Tel: +886 2 26099301
Fax: +886 2 26099303

Mode	802.11n-HT20	Frequency	TX 2422MHz

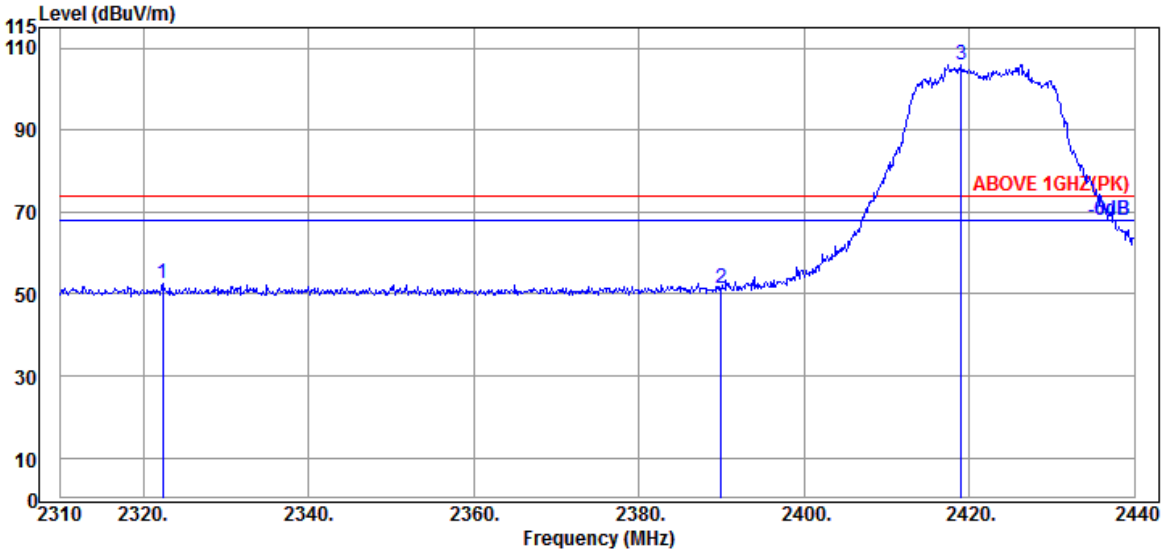

Antenna at Horizontal Polarization

	Emission Frequency (MHz)	Antenna Factor (dB/m)	Cable Loss (dB)	Preamp Gain (dB)	Read Level (dBμV)	Emission Level (dBμV/m)	Limits (dBμV/m)	Margin (dB)	Detector
	2322.350	32.10	5.62	34.49	49.26	52.49	74.00	21.51	Peak
	2389.950	32.00	5.72	34.51	48.20	51.41	74.00	22.59	Peak
@	2419.070	32.00	5.77	34.51	102.74	106.00	---	---	Peak

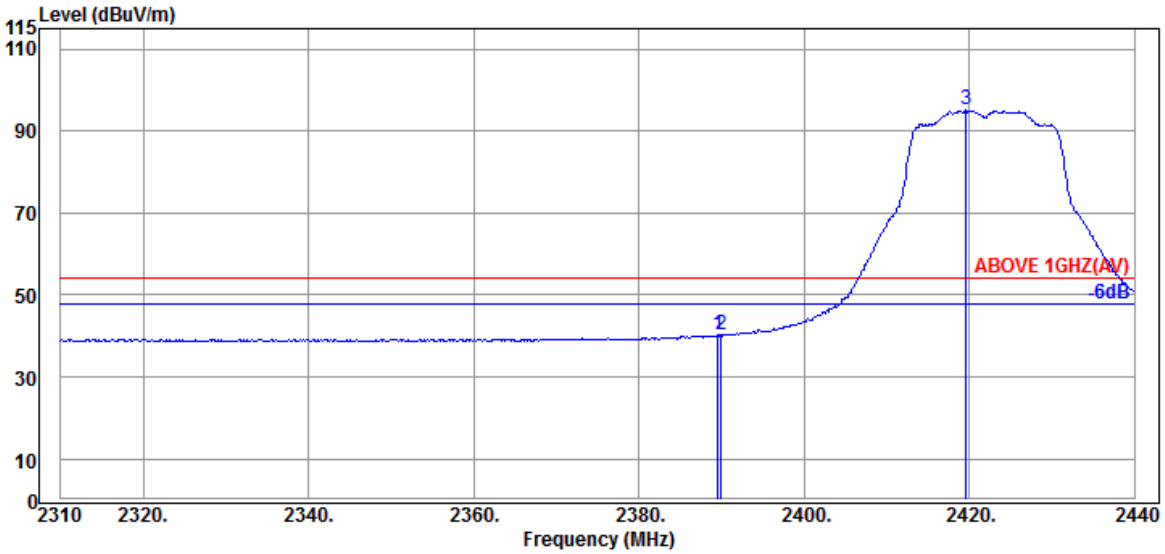

Antenna at Horizontal Polarization

	Emission Frequency (MHz)	Antenna Factor (dB/m)	Cable Loss (dB)	Preamp Gain (dB)	Read Level (dBμV)	Emission Level (dBμV/m)	Limits (dBμV/m)	Margin (dB)	Detector
	2389.560	32.00	5.72	34.51	37.00	40.21	54.00	13.79	Average
	2389.950	32.00	5.72	34.51	36.95	40.16	54.00	13.84	Average
@	2419.590	32.00	5.77	34.51	91.80	95.06	---	---	Average

Remark: The "@" means fundamental frequency, it is ignored in this section.

This test report may be reproduced in full only. The document may only be updated by Audix Technology Corp. personnel. Any changes will be noted in the Document History section of the report.

Audix Technology Corp.
No. 491, Zhongfu Rd., Linkou Dist.,
New Taipei City244, Taiwan

Tel: +886 2 26099301
Fax: +886 2 26099303

Mode	802.11n-HT20	Frequency	TX 2422MHz

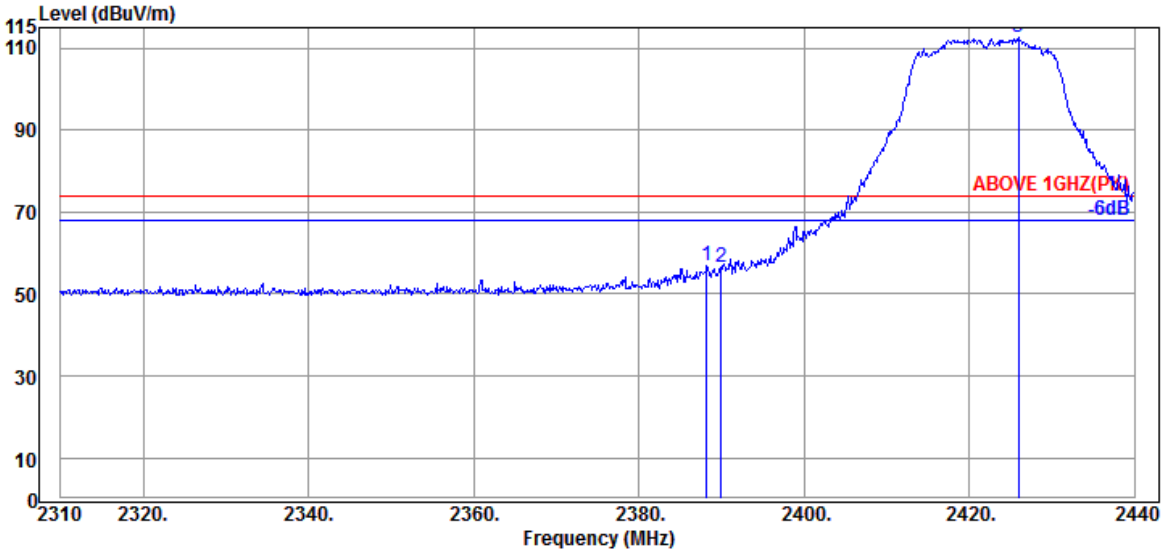

Antenna at Vertical Polarization

Emission Frequency (MHz)	Antenna Factor (dB/m)	Cable Loss (dB)	Preamp Gain (dB)	Read Level (dBμV)	Emission Level (dBμV/m)	Limits (dBμV/m)	Margin (dB)	Detector
2388.260	32.00	5.72	34.51	53.59	56.80	74.00	17.20	Peak
2389.950	32.00	5.72	34.51	53.26	56.47	74.00	17.53	Peak
@ 2425.960	32.00	5.78	34.51	109.28	112.55	---	---	Peak

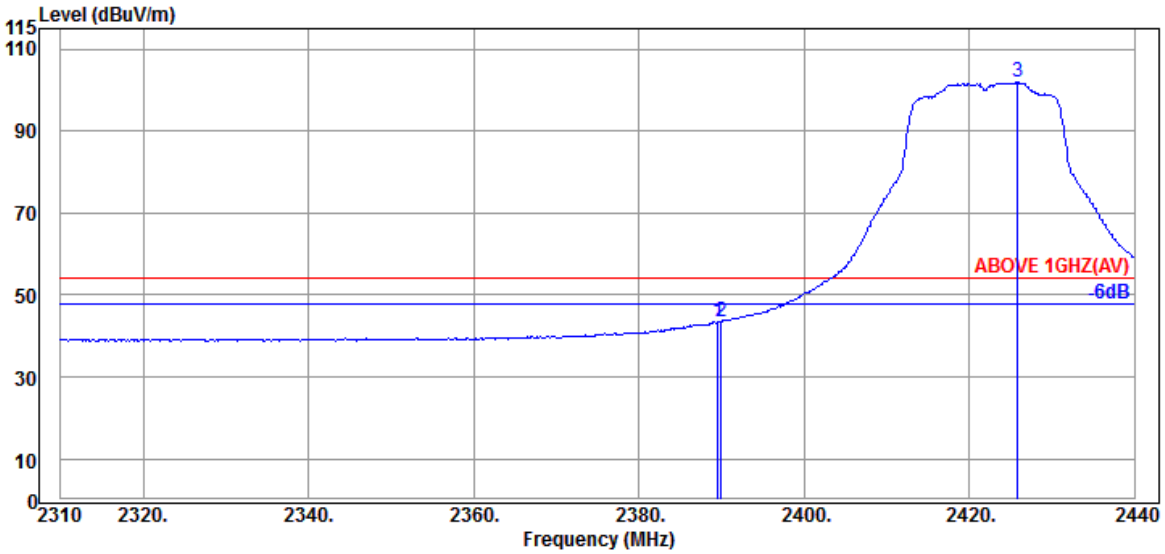

Antenna at Vertical Polarization

Emission Frequency (MHz)	Antenna Factor (dB/m)	Cable Loss (dB)	Preamp Gain (dB)	Read Level (dBμV)	Emission Level (dBμV/m)	Limits (dBμV/m)	Margin (dB)	Detector
2389.560	32.00	5.72	34.51	40.14	43.35	54.00	10.65	Average
2389.950	32.00	5.72	34.51	40.27	43.48	54.00	10.52	Average
@ 2425.830	32.00	5.78	34.51	98.72	101.99	---	---	Average

Remark: The "@" means fundamental frequency, it is ignored in this section.

This test report may be reproduced in full only. The document may only be updated by Audix Technology Corp. personnel. Any changes will be noted in the Document History section of the report.

Audix Technology Corp.
No. 491, Zhongfu Rd., Linkou Dist.,
New Taipei City244, Taiwan

Tel: +886 2 26099301
Fax: +886 2 26099303

Mode	802.11n-HT20	Frequency	TX 2457MHz

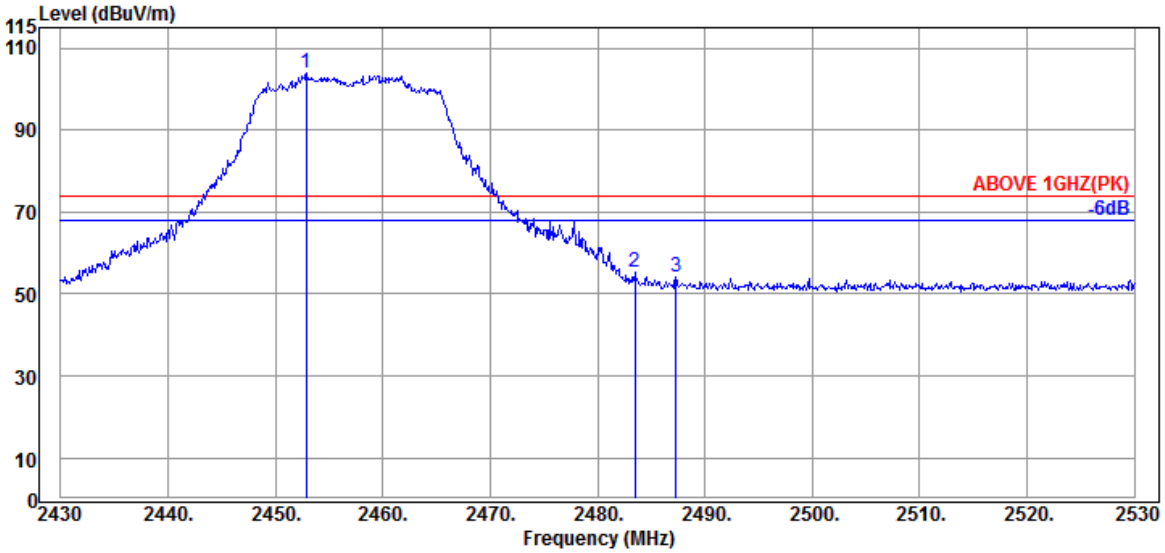

Antenna at Horizontal Polarization

Emission Frequency (MHz)	Antenna Factor (dB/m)	Cable Loss (dB)	Preamp Gain (dB)	Read Level (dBμV)	Emission Level (dBμV/m)	Limits (dBμV/m)	Margin (dB)	Detector
@ 2452.900	32.00	5.81	34.52	100.48	103.77	---	---	Peak
2483.500	32.43	5.87	34.53	51.47	55.24	74.00	18.76	Peak
2487.300	32.43	5.87	34.53	50.28	54.05	74.00	19.95	Peak

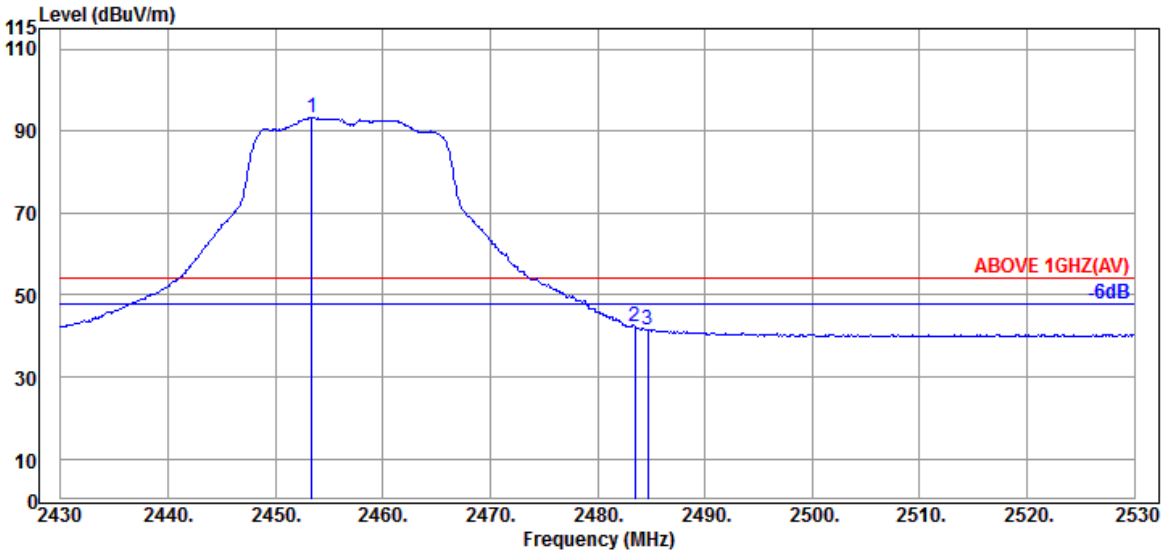

Antenna at Horizontal Polarization

Emission Frequency (MHz)	Antenna Factor (dB/m)	Cable Loss (dB)	Preamp Gain (dB)	Read Level (dBμV)	Emission Level (dBμV/m)	Limits (dBμV/m)	Margin (dB)	Detector
@ 2453.400	32.09	5.83	34.52	89.89	93.29	---	---	Average
2483.500	32.43	5.87	34.53	38.65	42.42	54.00	11.58	Average
2484.700	32.43	5.87	34.53	37.89	41.66	54.00	12.34	Average

Remark: The "@" means fundamental frequency, it is ignored in this section.

This test report may be reproduced in full only. The document may only be updated by Audix Technology Corp. personnel. Any changes will be noted in the Document History section of the report.

Audix Technology Corp.
No. 491, Zhongfu Rd., Linkou Dist.,
New Taipei City244, Taiwan

Tel: +886 2 26099301
Fax: +886 2 26099303

Mode	802.11n-HT20	Frequency	TX 2457MHz

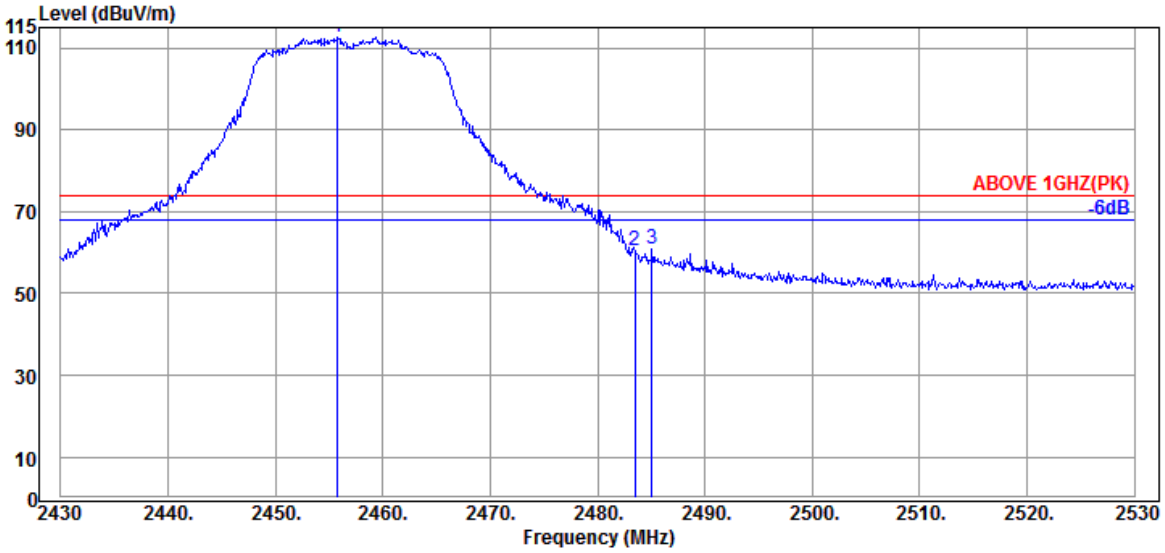

Antenna at Vertical Polarization

Emission Frequency (MHz)	Antenna Factor (dB/m)	Cable Loss (dB)	Preamp Gain (dB)	Read Level (dBμV)	Emission Level (dBμV/m)	Limits (dBμV/m)	Margin (dB)	Detector
@ 2455.800	32.09	5.83	34.52	109.43	112.83	---	---	Peak
2483.500	32.43	5.87	34.53	56.64	60.41	74.00	13.59	Peak
2485.100	32.43	5.87	34.53	57.26	61.03	74.00	12.97	Peak

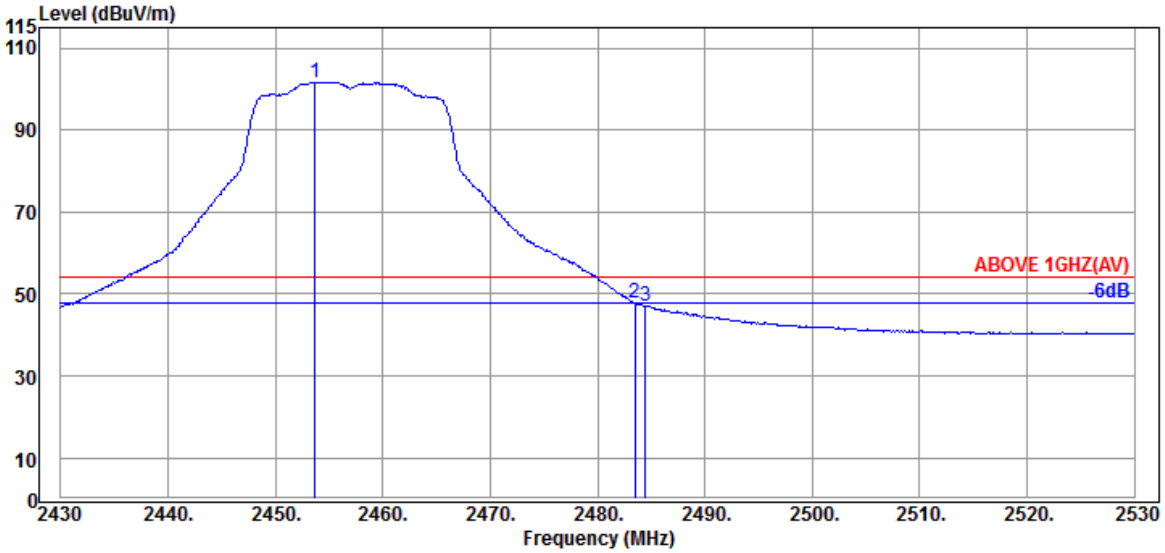

Antenna at Vertical Polarization

Emission Frequency (MHz)	Antenna Factor (dB/m)	Cable Loss (dB)	Preamp Gain (dB)	Read Level (dBμV)	Emission Level (dBμV/m)	Limits (dBμV/m)	Margin (dB)	Detector
@ 2453.700	32.09	5.83	34.52	98.30	101.70	---	---	Average
2483.500	32.43	5.87	34.53	44.05	47.82	54.00	6.18	Average
2484.500	32.43	5.87	34.53	43.34	47.11	54.00	6.89	Average

Remark: The "@" means fundamental frequency, it is ignored in this section.

This test report may be reproduced in full only. The document may only be updated by Audix Technology Corp. personnel. Any changes will be noted in the Document History section of the report.

Audix Technology Corp.
No. 491, Zhongfu Rd., Linkou Dist.,
New Taipei City244, Taiwan

Tel: +886 2 26099301
Fax: +886 2 26099303

Mode	802.11n-HT20	Frequency	TX 2462MHz

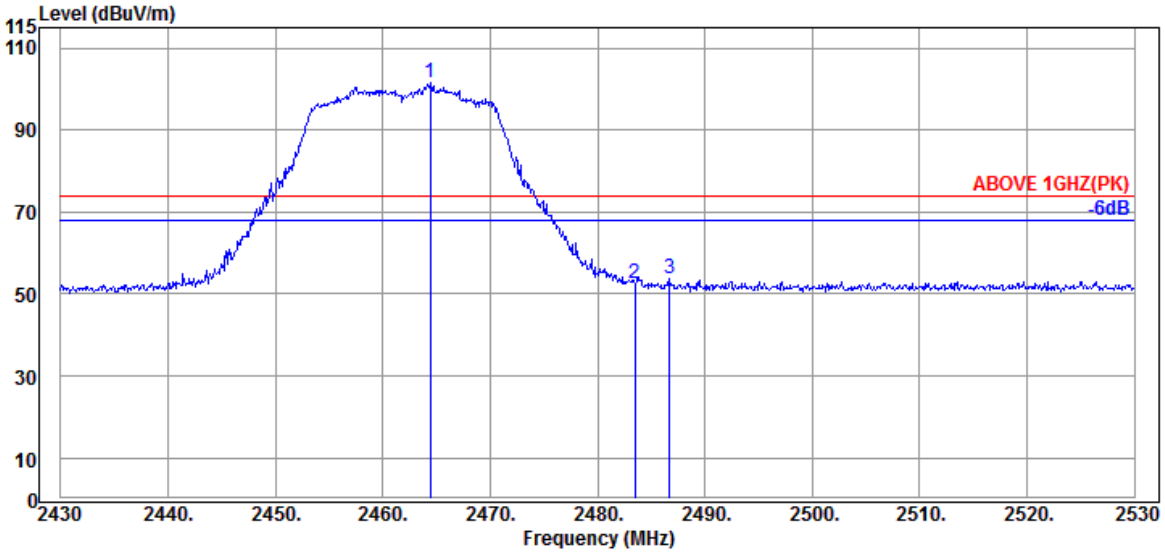

Antenna at Horizontal Polarization

Emission Frequency (MHz)	Antenna Factor (dB/m)	Cable Loss (dB)	Preamp Gain (dB)	Read Level (dBμV)	Emission Level (dBμV/m)	Limits (dBμV/m)	Margin (dB)	Detector
@ 2464.400	32.17	5.84	34.52	98.17	101.66	---	---	Peak
2483.500	32.43	5.87	34.53	48.80	52.57	74.00	21.43	Peak
2486.700	32.43	5.87	34.53	50.07	53.84	74.00	20.16	Peak

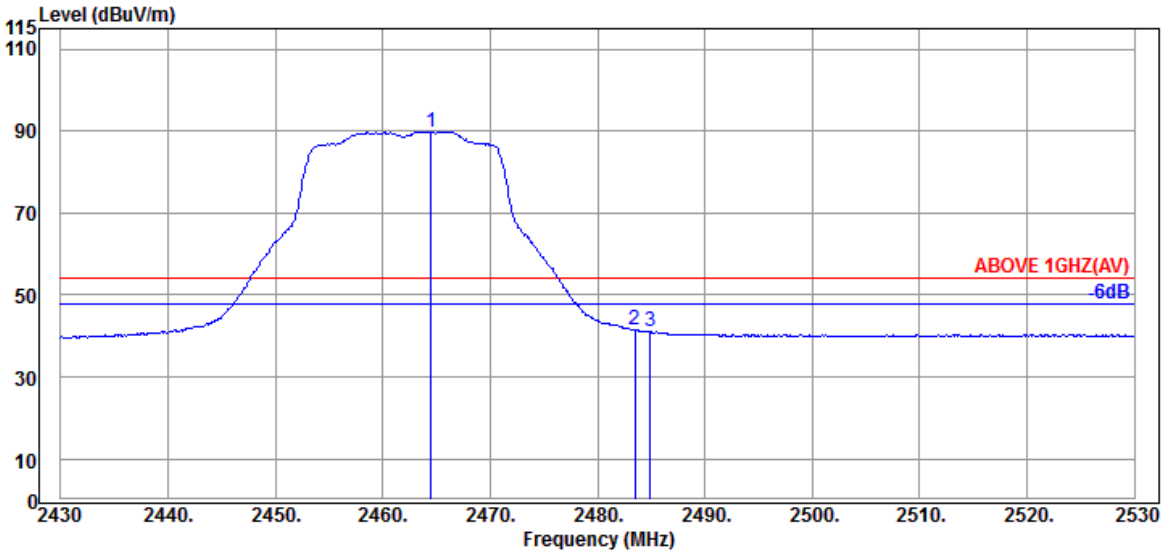

Antenna at Horizontal Polarization

Emission Frequency (MHz)	Antenna Factor (dB/m)	Cable Loss (dB)	Preamp Gain (dB)	Read Level (dBμV)	Emission Level (dBμV/m)	Limits (dBμV/m)	Margin (dB)	Detector
@ 2464.500	32.17	5.84	34.52	86.36	89.85	---	---	Average
2483.500	32.43	5.87	34.53	37.84	41.61	54.00	12.39	Average
2484.900	32.43	5.87	34.53	37.34	41.11	54.00	12.89	Average

Remark: The "@" means fundamental frequency, it is ignored in this section.

This test report may be reproduced in full only. The document may only be updated by Audix Technology Corp. personnel. Any changes will be noted in the Document History section of the report.

Audix Technology Corp.
No. 491, Zhongfu Rd., Linkou Dist.,
New Taipei City244, Taiwan

Tel: +886 2 26099301
Fax: +886 2 26099303

Mode	802.11n-HT20	Frequency	TX 2462MHz

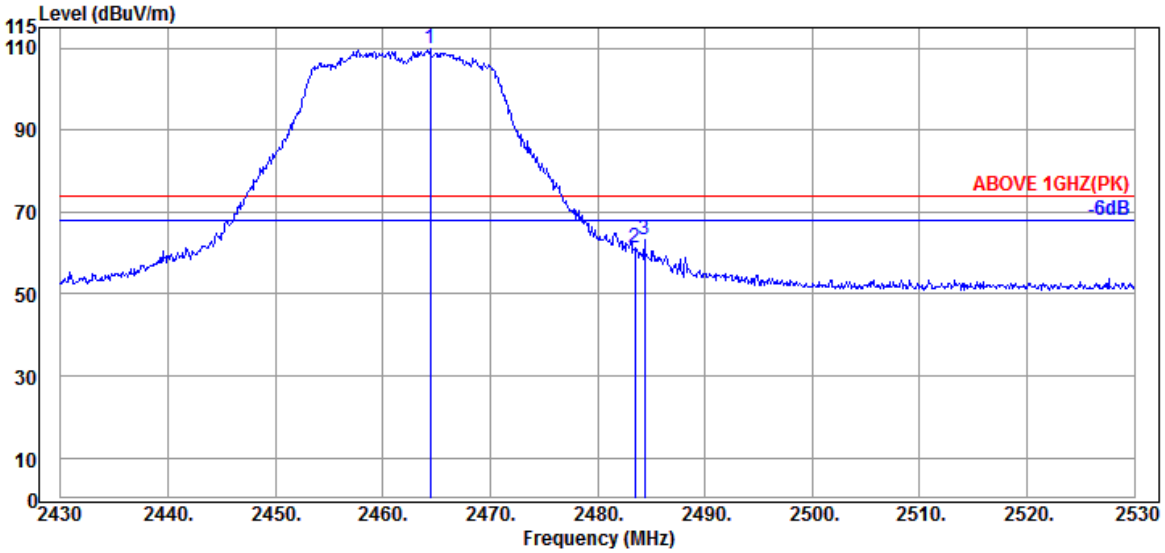

Antenna at Vertical Polarization

Emission Frequency (MHz)	Antenna Factor (dB/m)	Cable Loss (dB)	Preamp Gain (dB)	Read Level (dBμV)	Emission Level (dBμV/m)	Limits (dBμV/m)	Margin (dB)	Detector
@ 2464.400	32.17	5.84	34.52	106.55	110.04	---	---	Peak
2483.500	32.43	5.87	34.53	57.36	61.13	74.00	12.87	Peak
2484.400	32.43	5.87	34.53	59.56	63.33	74.00	10.67	Peak

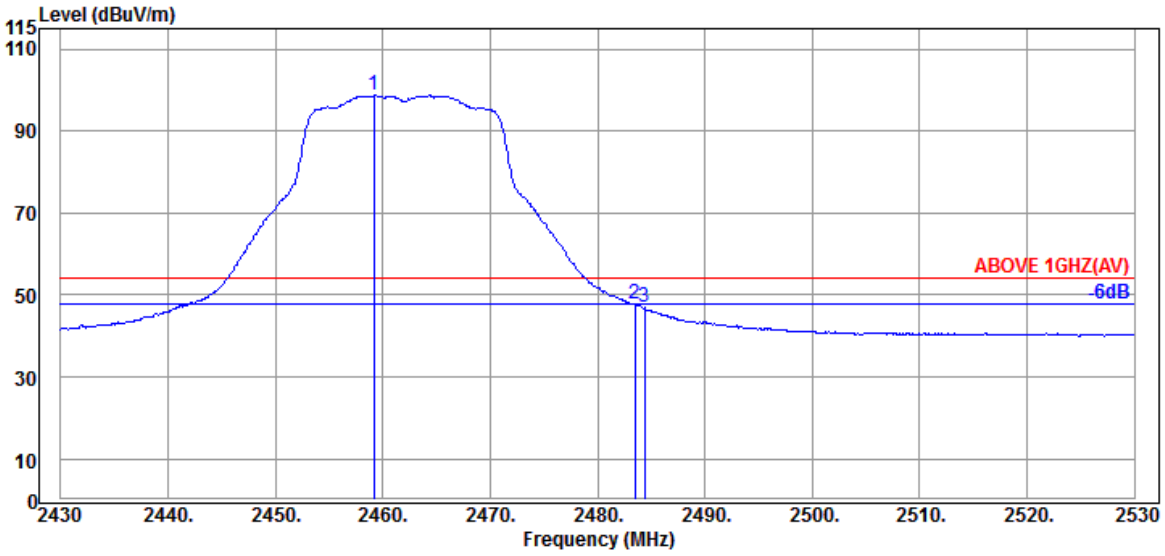

Antenna at Vertical Polarization

Emission Frequency (MHz)	Antenna Factor (dB/m)	Cable Loss (dB)	Preamp Gain (dB)	Read Level (dBμV)	Emission Level (dBμV/m)	Limits (dBμV/m)	Margin (dB)	Detector
@ 2459.200	32.09	5.83	34.52	95.48	98.88	---	---	Average
2483.500	32.43	5.87	34.53	43.91	47.68	54.00	6.32	Average
2484.400	32.43	5.87	34.53	43.14	46.91	54.00	7.09	Average

Remark: The "@" means fundamental frequency, it is ignored in this section.

This test report may be reproduced in full only. The document may only be updated by Audix Technology Corp. personnel. Any changes will be noted in the Document History section of the report.

Audix Technology Corp.
No. 491, Zhongfu Rd., Linkou Dist.,
New Taipei City244, Taiwan

Tel: +886 2 26099301
Fax: +886 2 26099303

Mode	802.11n-HT20	Frequency	TX 2467MHz

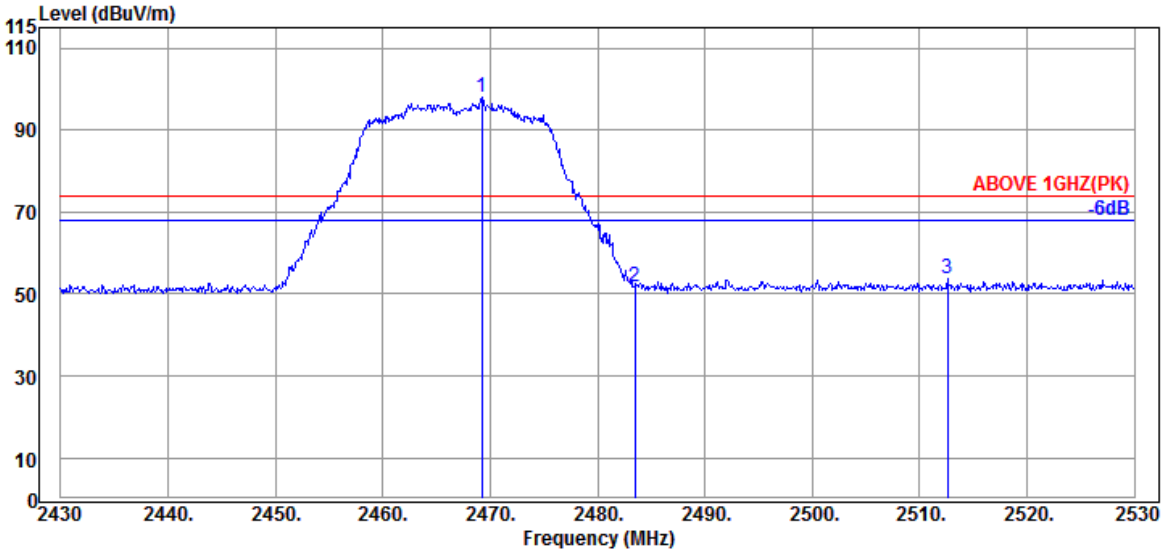

Antenna at Horizontal Polarization

Emission Frequency (MHz)	Antenna Factor (dB/m)	Cable Loss (dB)	Preamp Gain (dB)	Read Level (dBμV)	Emission Level (dBμV/m)	Limits (dBμV/m)	Margin (dB)	Detector
@ 2469.200	32.26	5.85	34.52	94.55	98.14	---	---	Peak
2483.500	32.43	5.87	34.53	47.81	51.58	74.00	22.42	Peak
2512.600	32.54	5.93	34.53	49.62	53.56	74.00	20.44	Peak

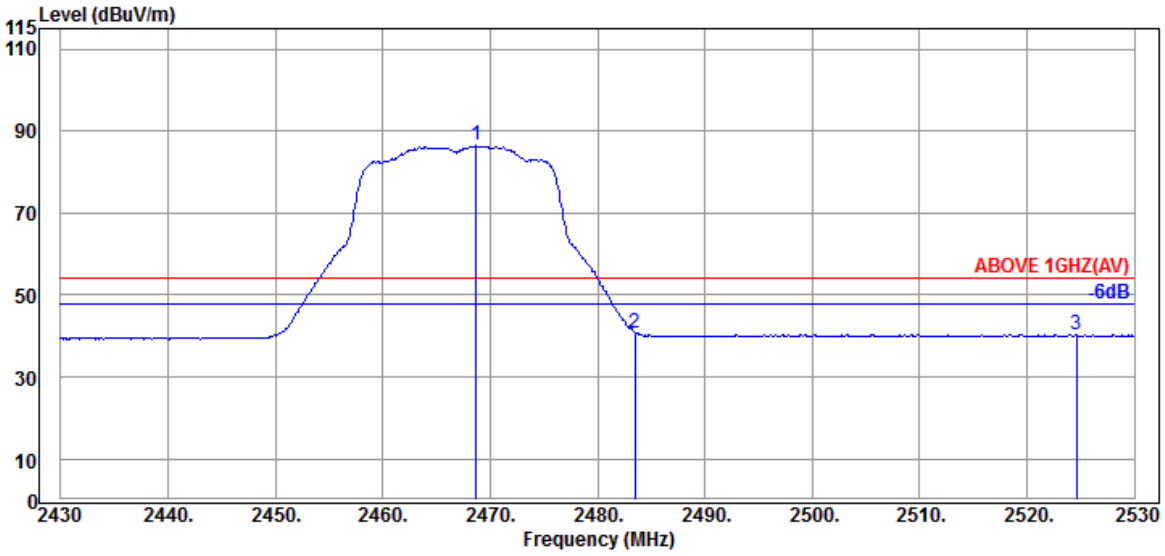

Antenna at Horizontal Polarization

Emission Frequency (MHz)	Antenna Factor (dB/m)	Cable Loss (dB)	Preamp Gain (dB)	Read Level (dBμV)	Emission Level (dBμV/m)	Limits (dBμV/m)	Margin (dB)	Detector
@ 2468.700	32.26	5.85	34.52	82.79	86.38	---	---	Average
2483.500	32.43	5.87	34.53	37.06	40.83	54.00	13.17	Average
2524.600	32.51	5.94	34.54	36.41	40.32	54.00	13.68	Average

Remark: The "@" means fundamental frequency, it is ignored in this section.

This test report may be reproduced in full only. The document may only be updated by Audix Technology Corp. personnel. Any changes will be noted in the Document History section of the report.

Audix Technology Corp.
No. 491, Zhongfu Rd., Linkou Dist.,
New Taipei City244, Taiwan

Tel: +886 2 26099301
Fax: +886 2 26099303

Mode	802.11n-HT20	Frequency	TX 2467MHz

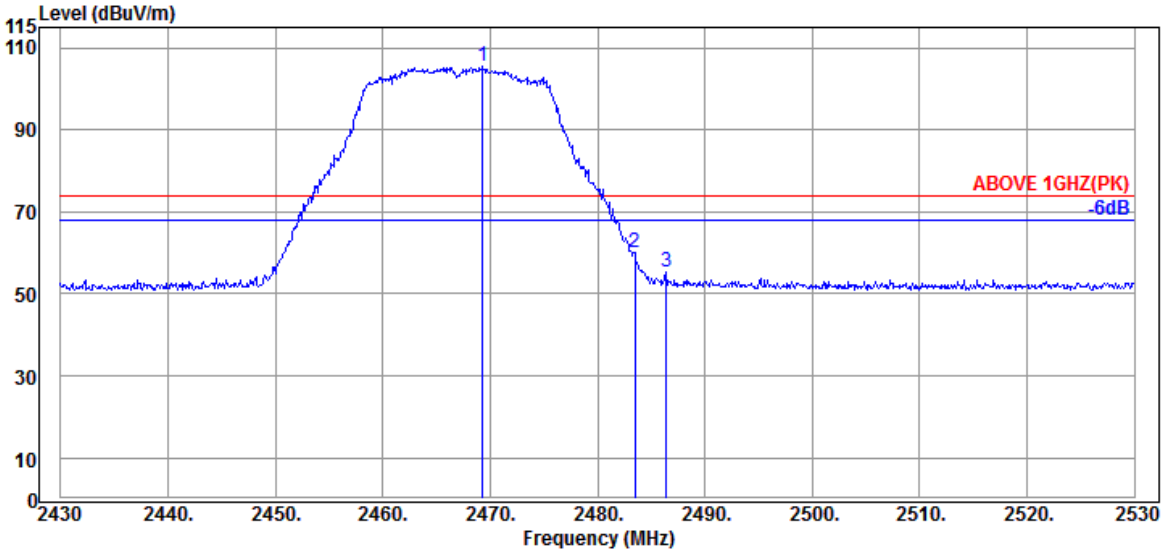

Antenna at Vertical Polarization

Emission Frequency (MHz)	Antenna Factor (dB/m)	Cable Loss (dB)	Preamp Gain (dB)	Read Level (dBμV)	Emission Level (dBμV/m)	Limits (dBμV/m)	Margin (dB)	Detector
@ 2469.300	32.26	5.85	34.52	101.79	105.38	---	---	Peak
2483.500	32.43	5.87	34.53	56.23	60.00	74.00	14.00	Peak
2486.400	32.43	5.87	34.53	51.70	55.47	74.00	18.53	Peak

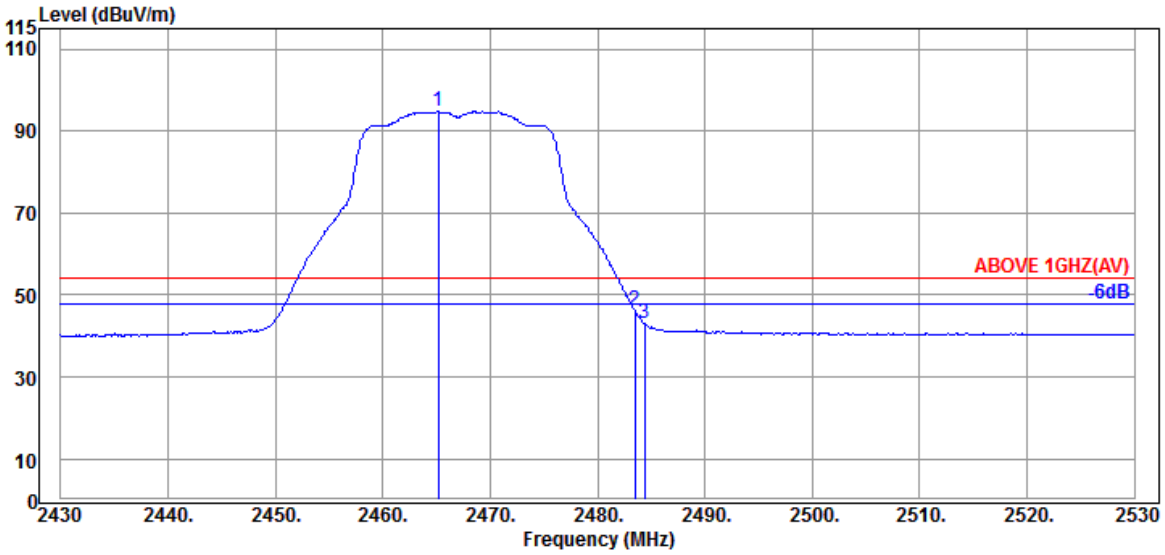

Antenna at Vertical Polarization

Emission Frequency (MHz)	Antenna Factor (dB/m)	Cable Loss (dB)	Preamp Gain (dB)	Read Level (dBμV)	Emission Level (dBμV/m)	Limits (dBμV/m)	Margin (dB)	Detector
@ 2465.200	32.17	5.84	34.52	91.25	94.74	---	---	Average
2483.500	32.43	5.87	34.53	42.30	46.07	54.00	7.93	Average
2484.400	32.43	5.87	34.53	39.20	42.97	54.00	11.03	Average

Remark: The "@" means fundamental frequency, it is ignored in this section.

This test report may be reproduced in full only. The document may only be updated by Audix Technology Corp. personnel. Any changes will be noted in the Document History section of the report.

Audix Technology Corp.
No. 491, Zhongfu Rd., Linkou Dist.,
New Taipei City244, Taiwan

Tel: +886 2 26099301
Fax: +886 2 26099303

Mode	802.11n-HT20	Frequency	TX 2472MHz

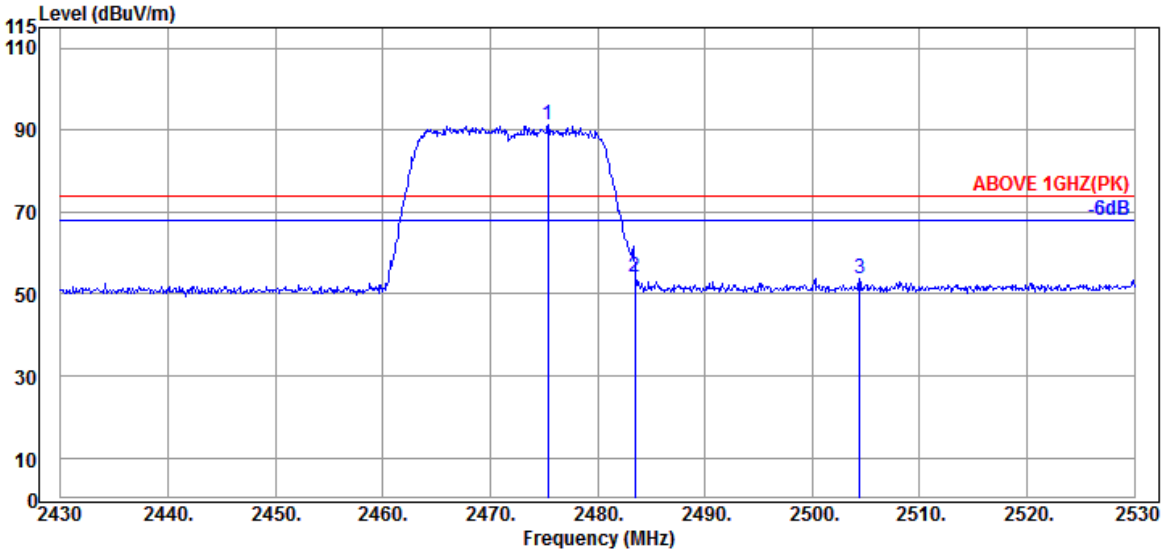

Antenna at Horizontal Polarization

Emission Frequency (MHz)	Antenna Factor (dB/m)	Cable Loss (dB)	Preamp Gain (dB)	Read Level (dBμV)	Emission Level (dBμV/m)	Limits (dBμV/m)	Margin (dB)	Detector
@ 2475.400	32.34	5.86	34.53	87.47	91.14	---	---	Peak
2483.500	32.43	5.87	34.53	50.21	53.98	74.00	20.02	Peak
2504.400	32.57	5.91	34.53	49.83	53.78	74.00	20.22	Peak

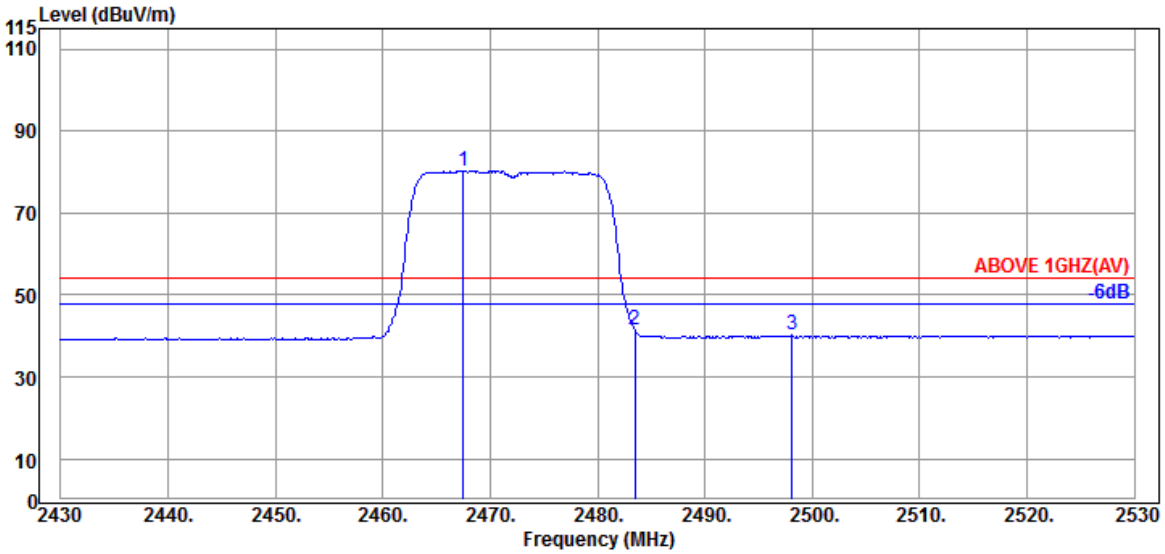

Antenna at Horizontal Polarization

Emission Frequency (MHz)	Antenna Factor (dB/m)	Cable Loss (dB)	Preamp Gain (dB)	Read Level (dBμV)	Emission Level (dBμV/m)	Limits (dBμV/m)	Margin (dB)	Detector
@ 2467.500	32.17	5.84	34.52	76.93	80.42	---	---	Average
2483.500	32.43	5.87	34.53	37.58	41.35	54.00	12.65	Average
2498.100	32.60	5.89	34.53	36.21	40.17	54.00	13.83	Average

Remark: The "@" means fundamental frequency, it is ignored in this section.

This test report may be reproduced in full only. The document may only be updated by Audix Technology Corp. personnel. Any changes will be noted in the Document History section of the report.

Audix Technology Corp.
No. 491, Zhongfu Rd., Linkou Dist.,
New Taipei City244, Taiwan

Tel: +886 2 26099301
Fax: +886 2 26099303

Mode	802.11n-HT20	Frequency	TX 2472MHz

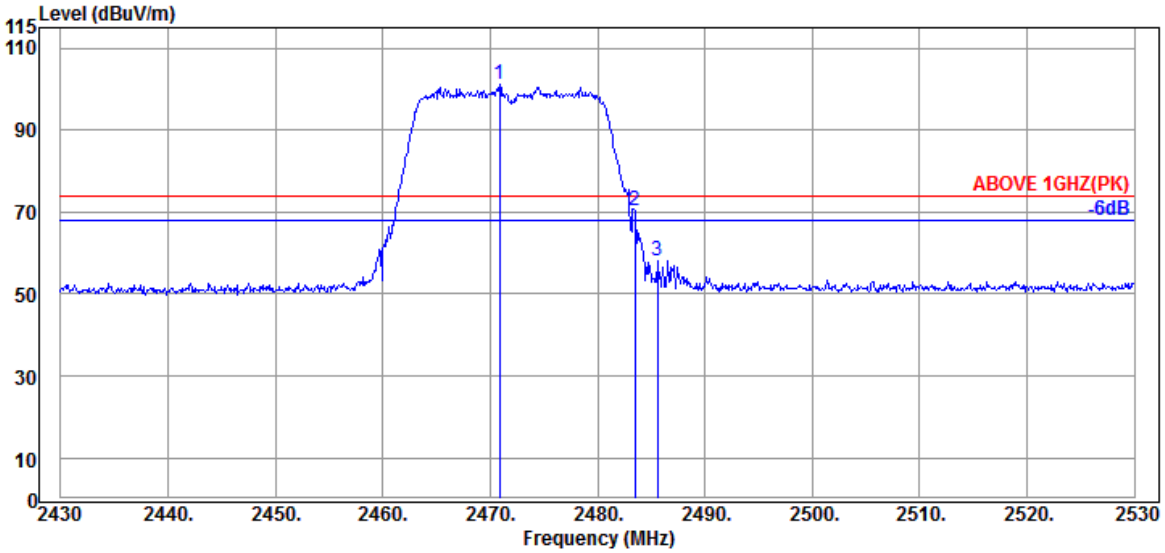

Antenna at Vertical Polarization

Emission Frequency (MHz)	Antenna Factor (dB/m)	Cable Loss (dB)	Preamp Gain (dB)	Read Level (dBμV)	Emission Level (dBμV/m)	Limits (dBμV/m)	Margin (dB)	Detector
@ 2470.900	32.26	5.85	34.52	97.48	101.07	---	---	Peak
2483.500	32.43	5.87	34.53	66.57	70.34	74.00	3.66	Peak
2485.600	32.43	5.87	34.53	54.30	58.07	74.00	15.93	Peak

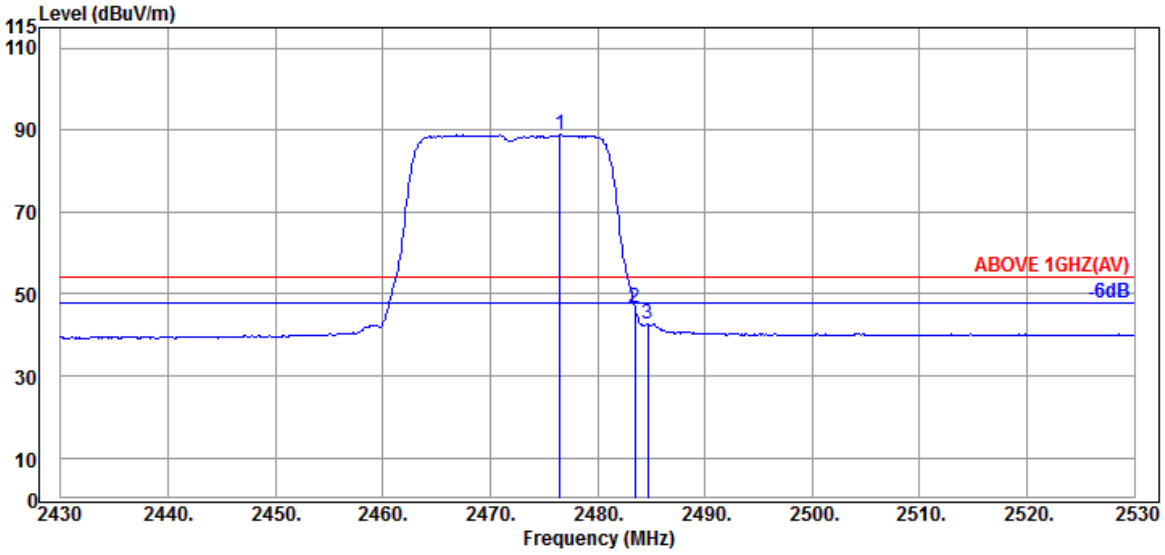

Antenna at Vertical Polarization

Emission Frequency (MHz)	Antenna Factor (dB/m)	Cable Loss (dB)	Preamp Gain (dB)	Read Level (dBμV)	Emission Level (dBμV/m)	Limits (dBμV/m)	Margin (dB)	Detector
@ 2476.500	32.34	5.86	34.53	85.16	88.83	---	---	Average
2483.500	32.43	5.87	34.53	42.90	46.67	54.00	7.33	Average
2484.700	32.43	5.87	34.53	38.96	42.73	54.00	11.27	Average

Remark: The "@" means fundamental frequency, it is ignored in this section.

This test report may be reproduced in full only. The document may only be updated by Audix Technology Corp. personnel. Any changes will be noted in the Document History section of the report.

Audix Technology Corp.
No. 491, Zhongfu Rd., Linkou Dist.,
New Taipei City244, Taiwan

Tel: +886 2 26099301
Fax: +886 2 26099303

Mode	802.11n-HT40	Frequency	TX 2422MHz

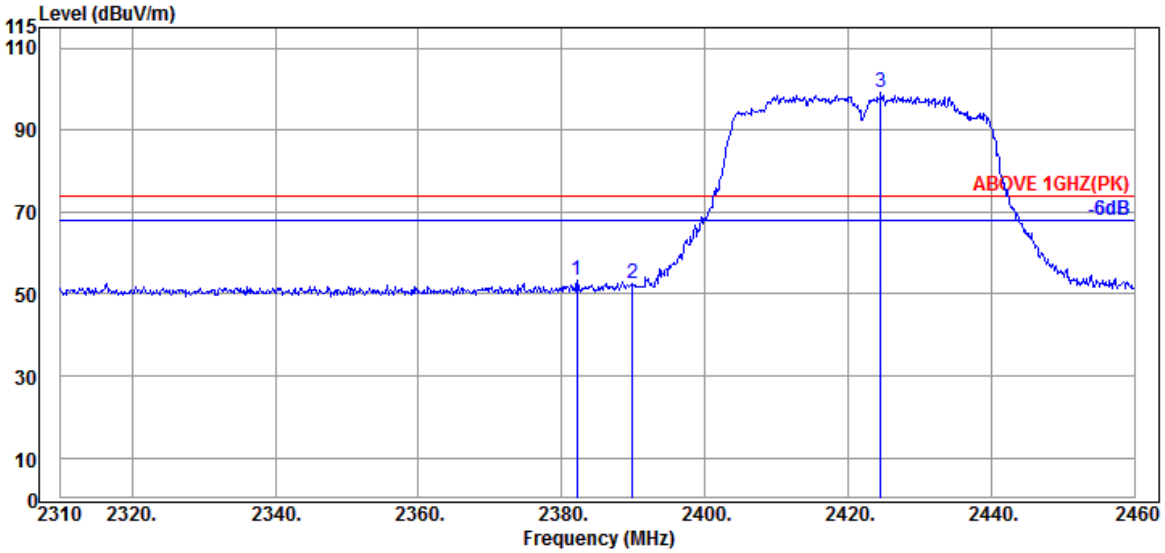

Antenna at Horizontal Polarization

Emission Frequency (MHz)	Antenna Factor (dB/m)	Cable Loss (dB)	Preamp Gain (dB)	Read Level (dBμV)	Emission Level (dBμV/m)	Liits (dBμV/m)	Margin (dB)	Detector
2382.150	32.00	5.71	34.51	49.99	53.19	74.00	20.81	Peak
2389.950	32.00	5.72	34.51	49.19	52.40	74.00	21.60	Peak
@ 2424.600	32.00	5.77	34.51	95.99	99.25	---	---	Peak

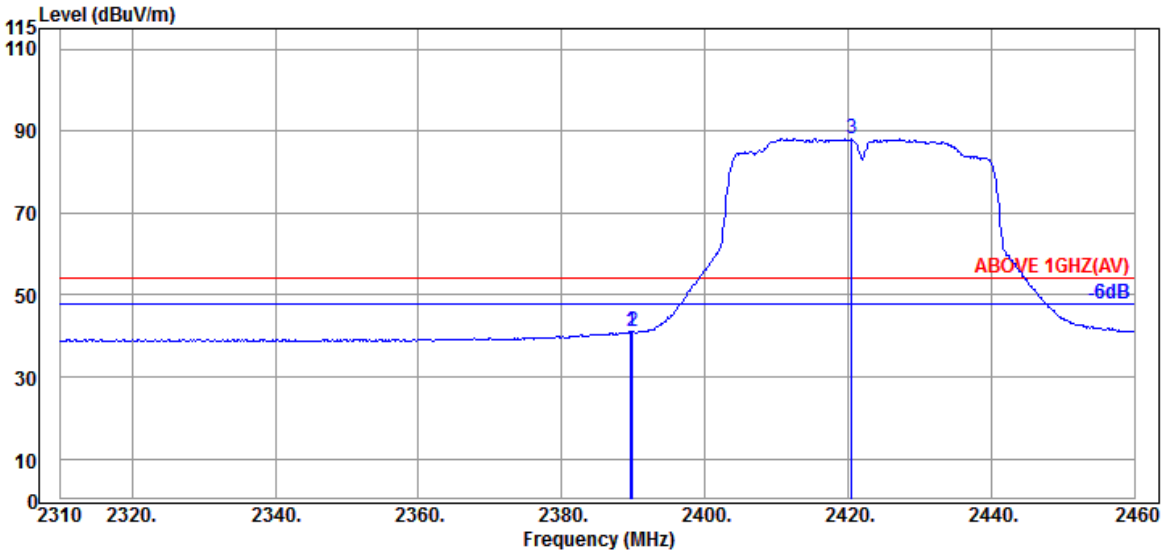

Antenna at Horizontal Polarization

Emission Frequency (MHz)	Antenna Factor (dB/m)	Cable Loss (dB)	Preamp Gain (dB)	Read Level (dBμV)	Emission Level (dBμV/m)	Limits (dBμV/m)	Margin (dB)	Detector
2389.650	32.00	5.72	34.51	37.76	40.97	54.00	13.03	Average
2389.950	32.00	5.72	34.51	37.77	40.98	54.00	13.02	Average
@ 2420.550	32.00	5.77	34.51	84.77	88.03	---	---	Average

Remark: The "@" means fundamental frequency, it is ignored in this section.

This test report may be reproduced in full only. The document may only be updated by Audix Technology Corp. personnel. Any changes will be noted in the Document History section of the report.

Audix Technology Corp.
No. 491, Zhongfu Rd., Linkou Dist.,
New Taipei City244, Taiwan

Tel: +886 2 26099301
Fax: +886 2 26099303

Mode	802.11n-HT40	Frequency	TX 2422MHz

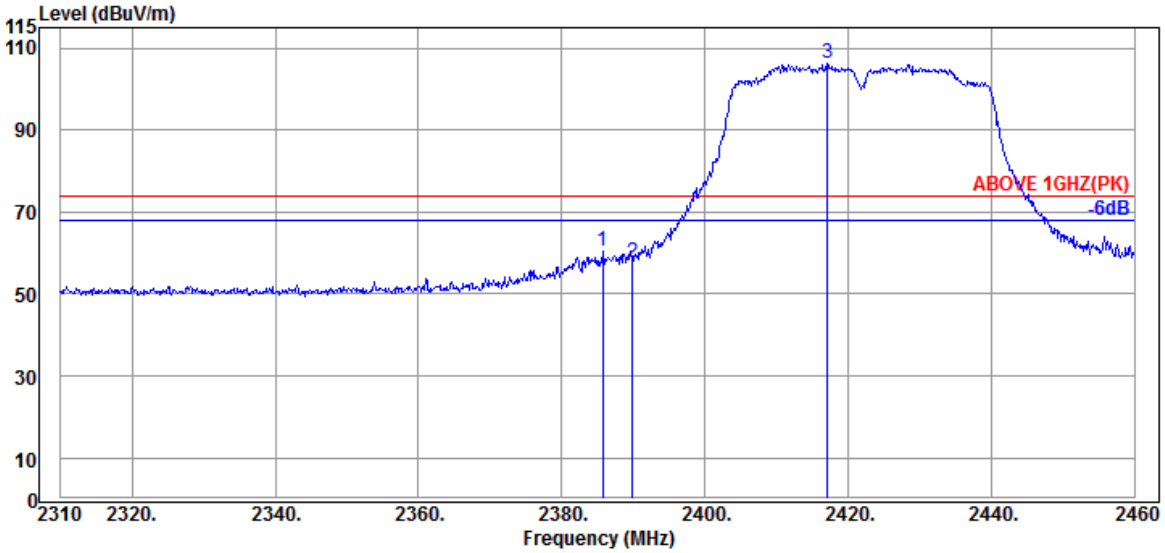

Antenna at Vertical Polarization

	Emission Frequency (MHz)	Antenna Factor (dB/m)	Cable Loss (dB)	Preamp Gain (dB)	Read Level (dBμV)	Emission Level (dBμV/m)	Limits (dBμV/m)	Margin (dB)	Detector
	2385.750	32.00	5.72	34.51	57.08	60.29	74.00	13.71	Peak
	2389.950	32.00	5.72	34.51	54.59	57.80	74.00	16.20	Peak
@	2417.100	32.00	5.76	34.51	103.02	106.27	---	---	Peak

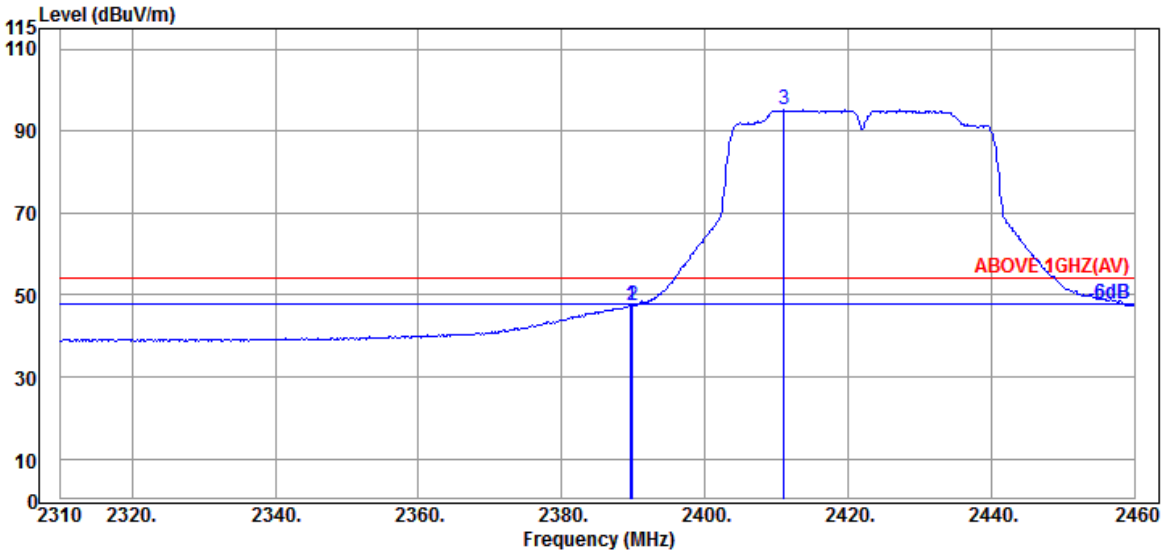

Antenna at Vertical Polarization

	Emission Frequency (MHz)	Antenna Factor (dB/m)	Cable Loss (dB)	Preamp Gain (dB)	Read Level (dBμV)	Emission Level (dBμV/m)	Limits (dBμV/m)	Margin (dB)	Detector
	2389.650	32.00	5.72	34.51	44.13	47.34	54.00	6.66	Average
	2389.950	32.00	5.72	34.51	44.14	47.35	54.00	6.65	Average
@	2411.100	32.00	5.75	34.51	91.96	95.20	---	---	Average

Remark: The "@" means fundamental frequency, it is ignored in this section.

This test report may be reproduced in full only. The document may only be updated by Audix Technology Corp. personnel. Any changes will be noted in the Document History section of the report.

Audix Technology Corp.
No. 491, Zhongfu Rd., Linkou Dist.,
New Taipei City244, Taiwan

Tel: +886 2 26099301
Fax: +886 2 26099303

Mode	802.11n-HT40	Frequency	TX 2452MHz

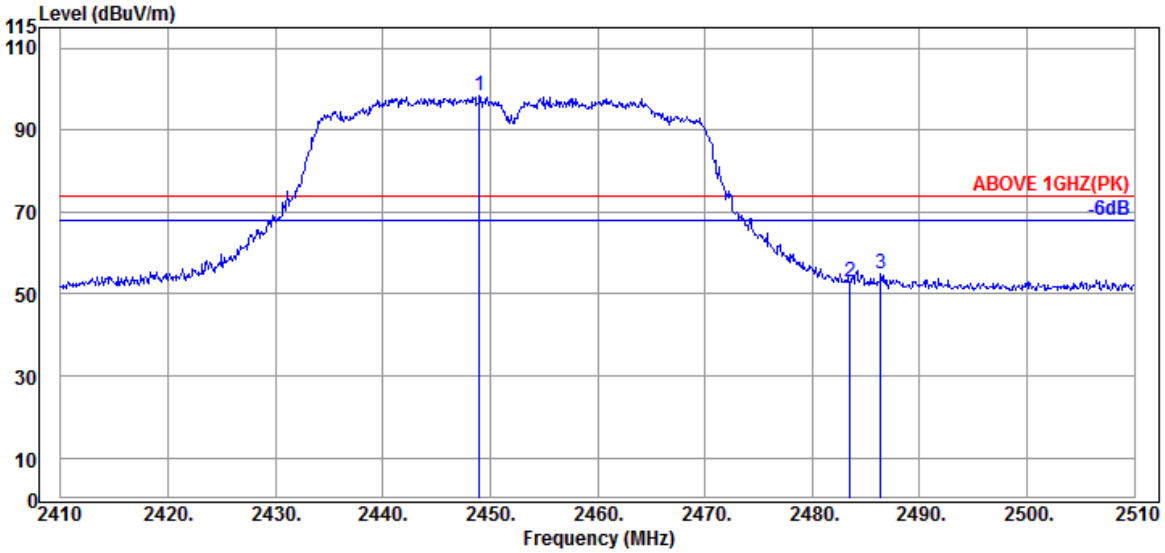

Antenna at Horizontal Polarization

Emission Frequency (MHz)	Antenna Factor (dB/m)	Cable Loss (dB)	Preamp Gain (dB)	Read Level (dBμV)	Emission Level (dBμV/m)	Limits (dBμV/m)	Margin (dB)	Detector
@ 2449.000	32.00	5.81	34.52	94.96	98.25	---	---	Peak
2483.500	32.43	5.87	34.53	49.30	53.07	74.00	20.93	Peak
2486.400	32.43	5.87	34.53	51.31	55.08	74.00	18.92	Peak

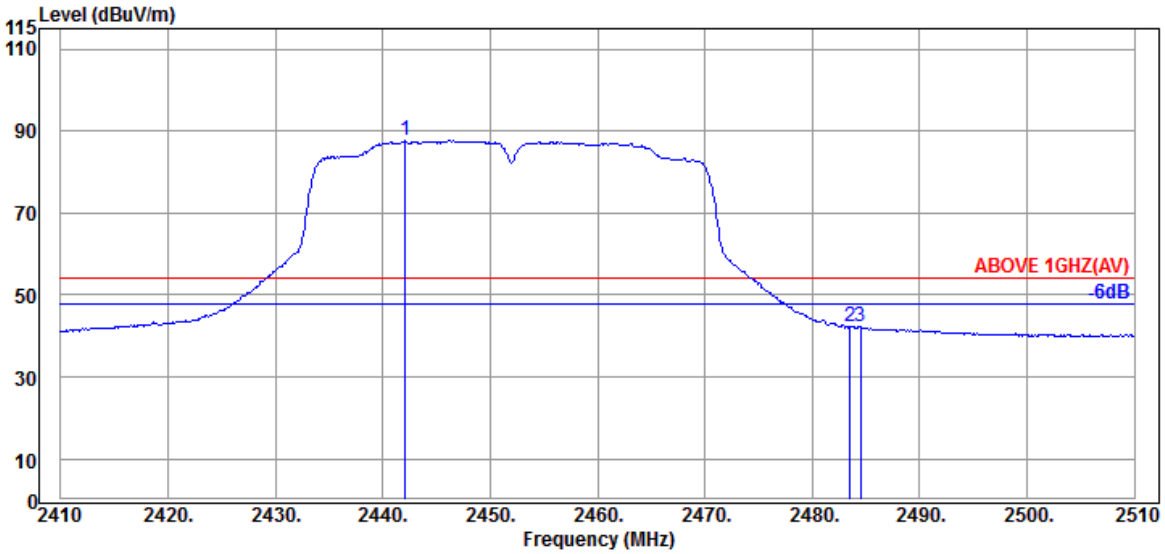

Antenna at Horizontal Polarization

Emission Frequency (MHz)	Antenna Factor (dB/m)	Cable Loss (dB)	Preamp Gain (dB)	Read Level (dBμV)	Emission Level (dBμV/m)	Limits (dBμV/m)	Margin (dB)	Detector
@ 2442.100	32.00	5.80	34.52	84.39	87.67	---	---	Average
2483.500	32.43	5.87	34.53	38.54	42.31	54.00	11.69	Average
2484.500	32.43	5.87	34.53	38.68	42.45	54.00	11.55	Average

Remark: The "@" means fundamental frequency, it is ignored in this section.

This test report may be reproduced in full only. The document may only be updated by Audix Technology Corp. personnel. Any changes will be noted in the Document History section of the report.

Audix Technology Corp.
No. 491, Zhongfu Rd., Linkou Dist.,
New Taipei City244, Taiwan

Tel: +886 2 26099301
Fax: +886 2 26099303

Mode	802.11n-HT40	Frequency	TX 2452MHz

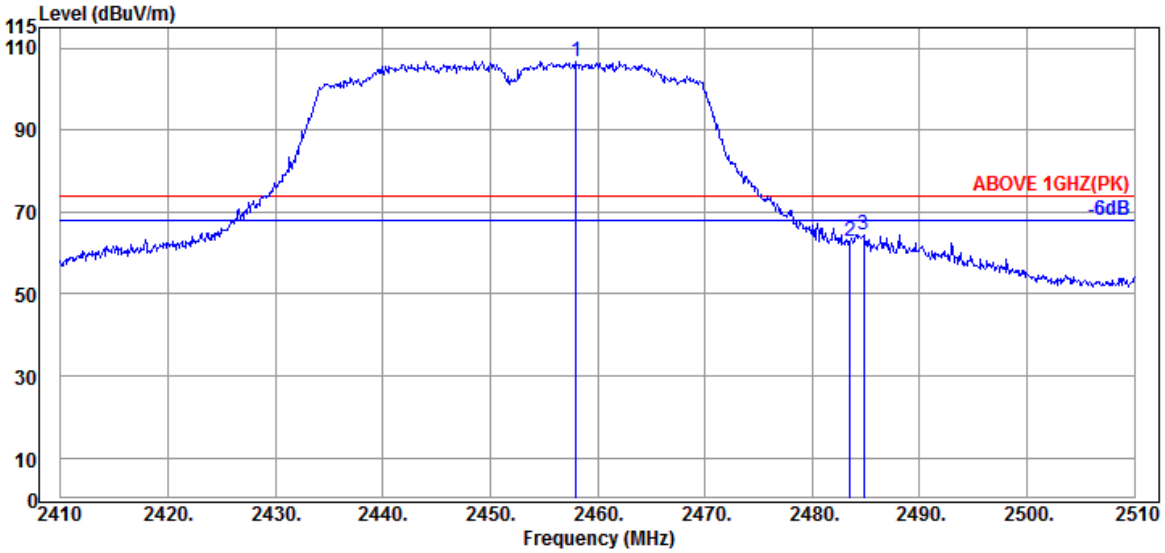

Antenna at Vertical Polarization

Emission Frequency (MHz)	Antenna Factor (dB/m)	Cable Loss (dB)	Preamp Gain (dB)	Read Level (dBμV)	Emission Level (dBμV/m)	Limits (dBμV/m)	Margin (dB)	Detector
@ 2458.000	32.09	5.83	34.52	103.38	106.78	---	---	Peak
2483.500	32.43	5.87	34.53	59.24	63.01	74.00	10.99	Peak
2484.800	32.43	5.87	34.53	60.76	64.53	74.00	9.47	Peak

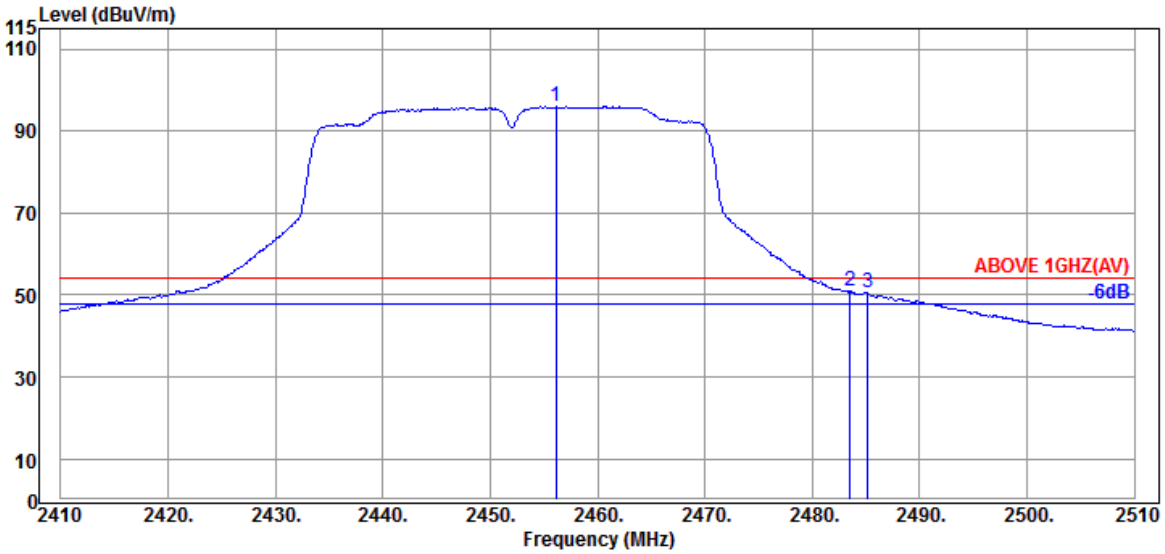

Antenna at Vertical Polarization

Emission Frequency (MHz)	Antenna Factor (dB/m)	Cable Loss (dB)	Preamp Gain (dB)	Read Level (dBμV)	Emission Level (dBμV/m)	Limits (dBμV/m)	Margin (dB)	Detector
@ 2456.100	32.09	5.83	34.52	92.58	95.98	---	---	Average
2483.500	32.43	5.87	34.53	47.01	50.78	54.00	3.22	Average
2485.200	32.43	5.87	34.53	46.70	50.47	54.00	3.53	Average

Remark: The "@" means fundamental frequency, it is ignored in this section.

This test report may be reproduced in full only. The document may only be updated by Audix Technology Corp. personnel. Any changes will be noted in the Document History section of the report.

Audix Technology Corp.
No. 491, Zhongfu Rd., Linkou Dist.,
New Taipei City244, Taiwan

Tel: +886 2 26099301
Fax: +886 2 26099303

Mode	802.11n-HT40	Frequency	TX 2457MHz

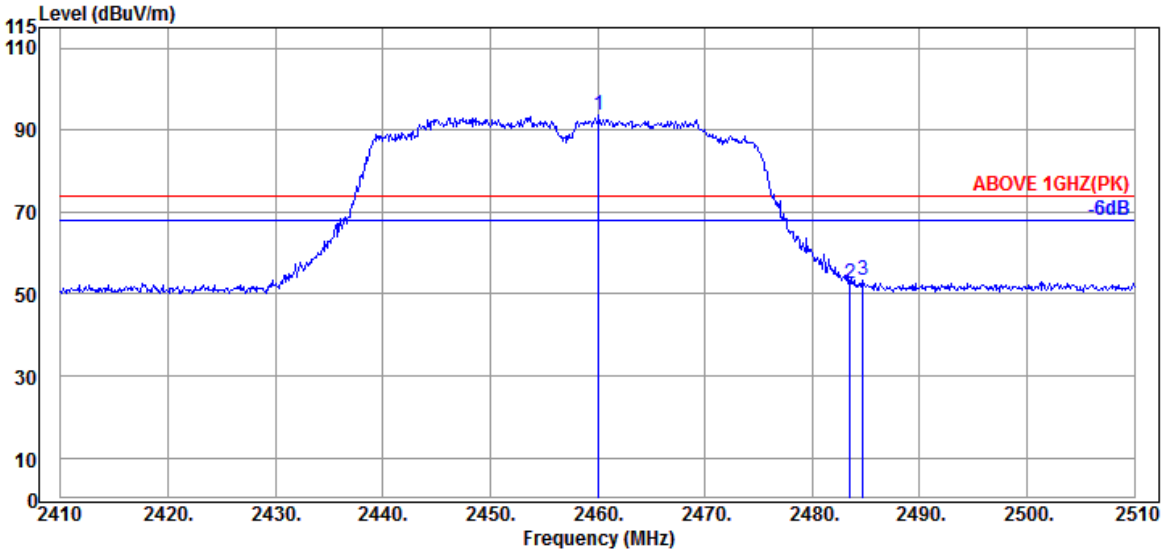

Antenna at Horizontal Polarization

Emission Frequency (MHz)	Antenna Factor (dB/m)	Cable Loss (dB)	Preamp Gain (dB)	Read Level (dBμV)	Emission Level (dBμV/m)	Limits (dBμV/m)	Margin (dB)	Detector
@ 2460.100	32.09	5.83	34.52	90.19	93.59	---	---	Peak
2483.500	32.43	5.87	34.53	48.72	52.49	74.00	21.51	Peak
2484.700	32.43	5.87	34.53	49.65	53.42	74.00	20.58	Peak

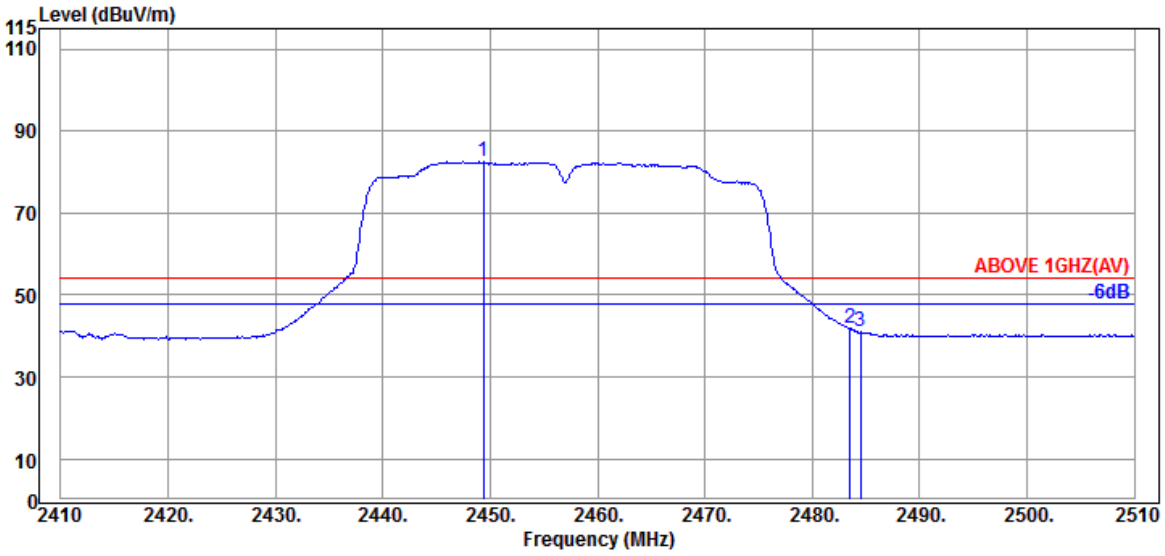

Antenna at Horizontal Polarization

Emission Frequency (MHz)	Antenna Factor (dB/m)	Cable Loss (dB)	Preamp Gain (dB)	Read Level (dBμV)	Emission Level (dBμV/m)	Limits (dBμV/m)	Margin (dB)	Detector
@ 2449.400	32.00	5.81	34.52	79.27	82.56	---	---	Average
2483.500	32.43	5.87	34.53	38.05	41.82	54.00	12.18	Average
2484.500	32.43	5.87	34.53	37.23	41.00	54.00	13.00	Average

Remark: The "@" means fundamental frequency, it is ignored in this section.

This test report may be reproduced in full only. The document may only be updated by Audix Technology Corp. personnel. Any changes will be noted in the Document History section of the report.

Audix Technology Corp.
No. 491, Zhongfu Rd., Linkou Dist.,
New Taipei City244, Taiwan

Tel: +886 2 26099301
Fax: +886 2 26099303

Mode	802.11n-HT40	Frequency	TX 2457MHz

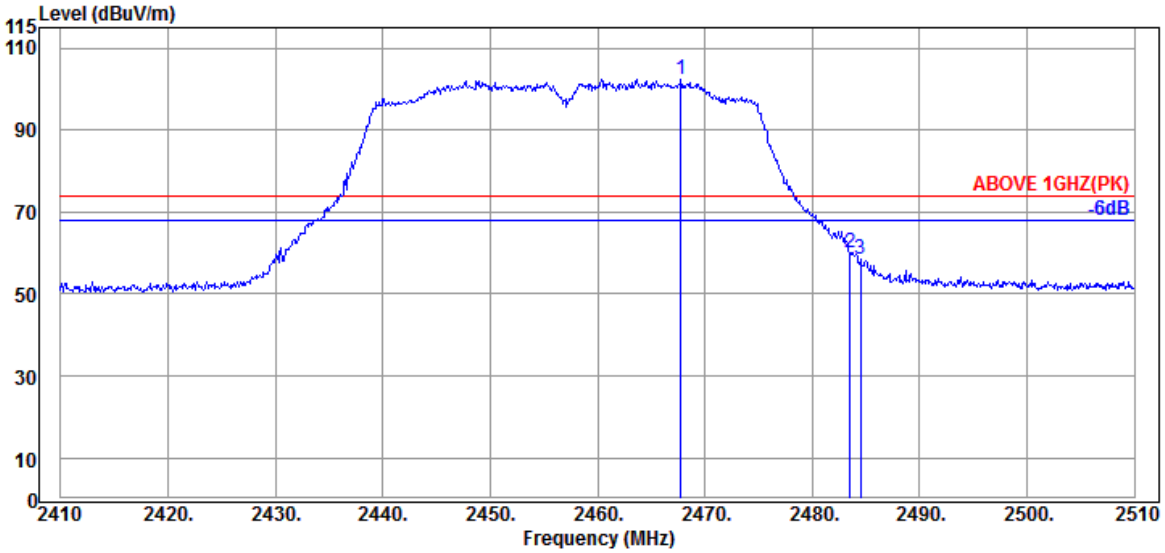

Antenna at Vertical Polarization

Emission Frequency (MHz)	Antenna Factor (dB/m)	Cable Loss (dB)	Preamp Gain (dB)	Read Level (dBμV)	Emission Level (dBμV/m)	Limits (dBμV/m)	Margin (dB)	Detector
@ 2467.800	32.26	5.85	34.52	98.83	102.42	---	---	Peak
2483.500	32.43	5.87	34.53	56.21	59.98	74.00	14.02	Peak
2484.500	32.43	5.87	34.53	54.67	58.44	74.00	15.56	Peak

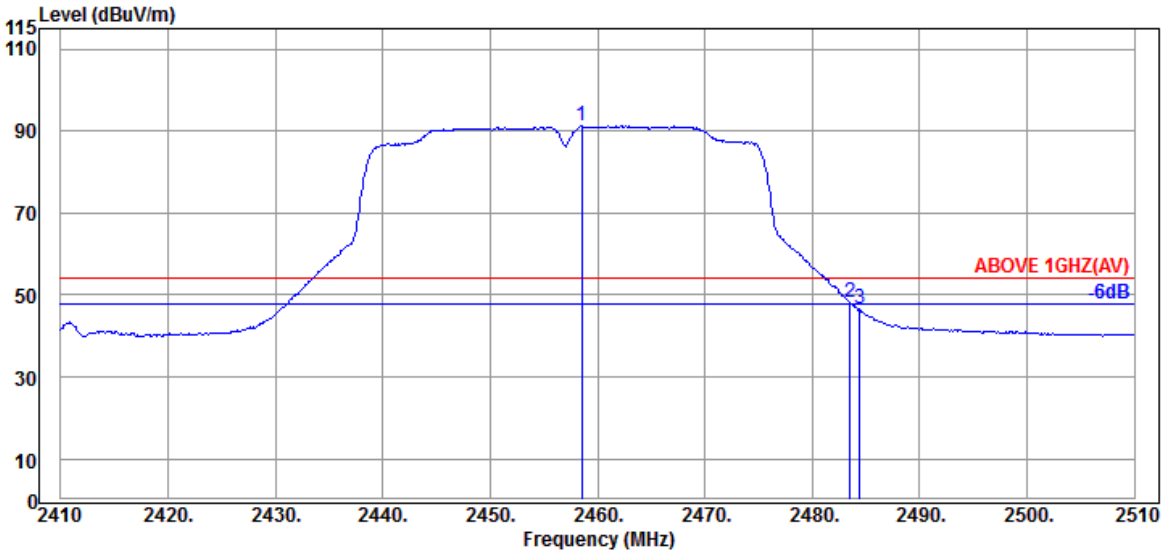

Antenna at Vertical Polarization

Emission Frequency (MHz)	Antenna Factor (dB/m)	Cable Loss (dB)	Preamp Gain (dB)	Read Level (dBμV)	Emission Level (dBμV/m)	Limits (dBμV/m)	Margin (dB)	Detector
@ 2458.500	32.09	5.83	34.52	87.84	91.24	---	---	Average
2483.500	32.43	5.87	34.53	44.31	48.08	54.00	5.92	Average
2484.400	32.43	5.87	34.53	42.69	46.46	54.00	7.54	Average

Remark: The "@" means fundamental frequency, it is ignored in this section.

This test report may be reproduced in full only. The document may only be updated by Audix Technology Corp. personnel. Any changes will be noted in the Document History section of the report.

Audix Technology Corp.
No. 491, Zhongfu Rd., Linkou Dist.,
New Taipei City244, Taiwan

Tel: +886 2 26099301
Fax: +886 2 26099303

Mode	802.11n-HT40	Frequency	TX 2462MHz

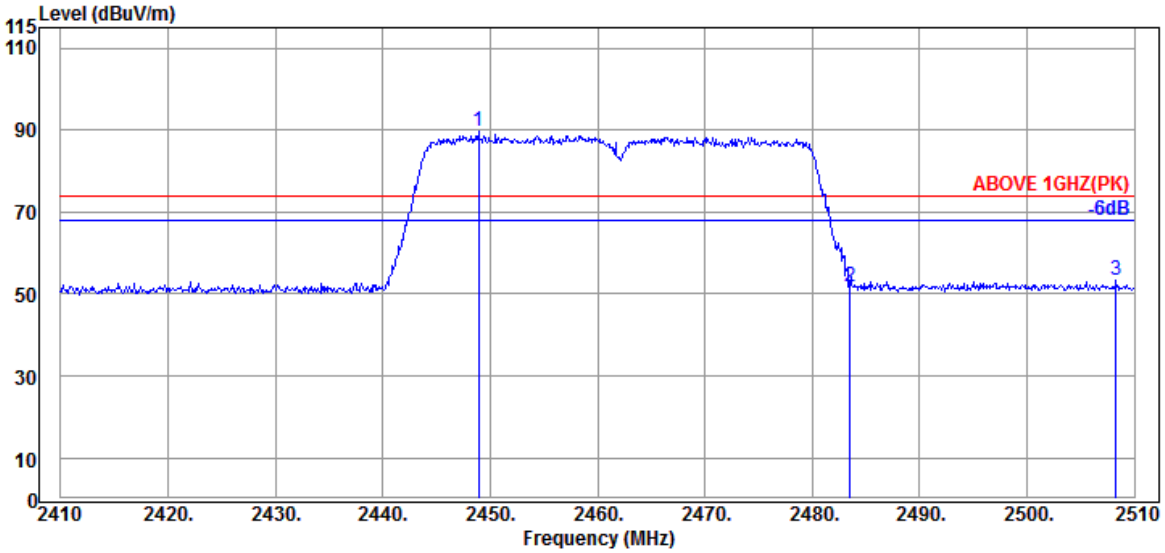

Antenna at Horizontal Polarization

Emission Frequency (MHz)	Antenna Factor (dB/m)	Cable Loss (dB)	Preamp Gain (dB)	Read Level (dBμV)	Emission Level (dBμV/m)	Limits (dBμV/m)	Margin (dB)	Detector
@ 2448.900	32.00	5.81	34.52	86.43	89.72	---	---	Peak
2483.500	32.43	5.87	34.53	47.95	51.72	74.00	22.28	Peak
2508.300	32.57	5.91	34.53	49.43	53.38	74.00	20.62	Peak

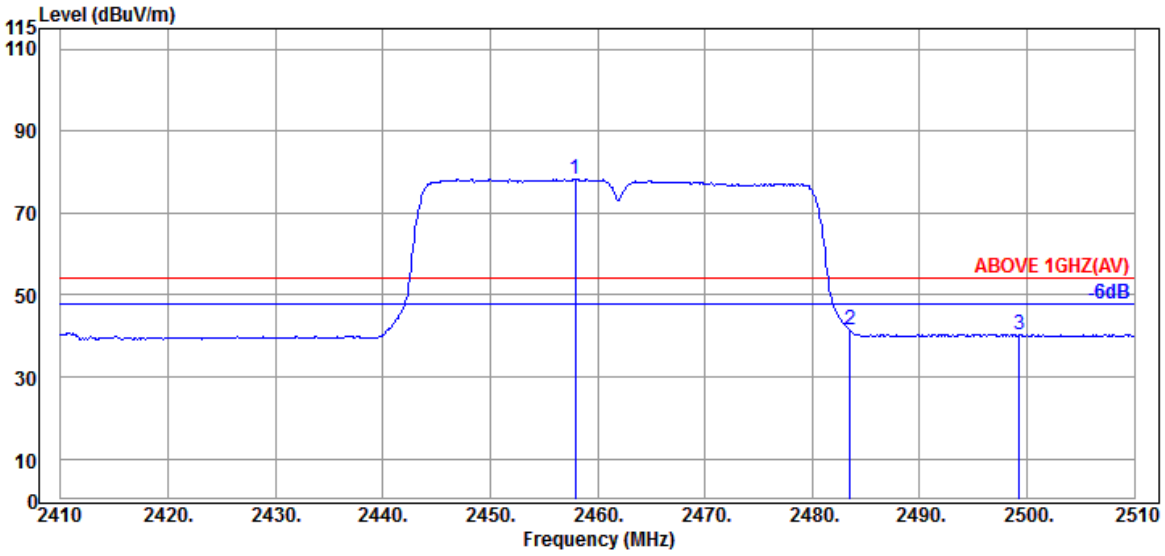

Antenna at Horizontal Polarization

Emission Frequency (MHz)	Antenna Factor (dB/m)	Cable Loss (dB)	Preamp Gain (dB)	Read Level (dBμV)	Emission Level (dBμV/m)	Limits (dBμV/m)	Margin (dB)	Detector
@ 2457.900	32.09	5.83	34.52	74.85	78.25	---	---	Average
2483.500	32.43	5.87	34.53	37.69	41.46	54.00	12.54	Average
2499.300	32.60	5.89	34.53	36.38	40.34	54.00	13.66	Average

Remark: The "@" means fundamental frequency, it is ignored in this section.

This test report may be reproduced in full only. The document may only be updated by Audix Technology Corp. personnel. Any changes will be noted in the Document History section of the report.

Audix Technology Corp.
No. 491, Zhongfu Rd., Linkou Dist.,
New Taipei City244, Taiwan

Tel: +886 2 26099301
Fax: +886 2 26099303

Mode	802.11n-HT40	Frequency	TX 2462MHz

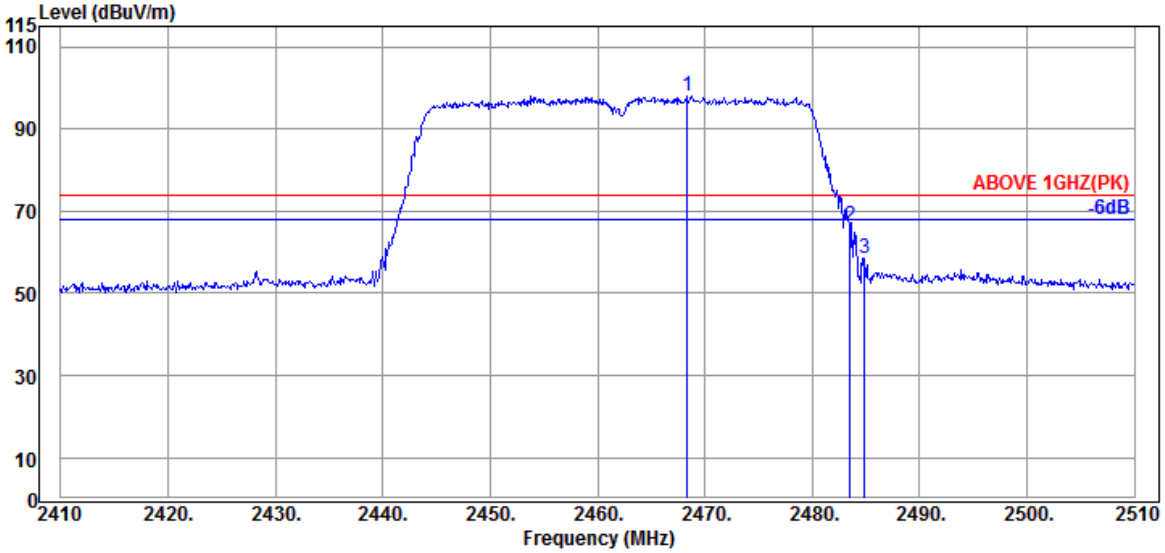

Antenna at Vertical Polarization

Emission Frequency (MHz)	Antenna Factor (dB/m)	Cable Loss (dB)	Preamp Gain (dB)	Read Level (dBμV)	Emission Level (dBμV/m)	Limits (dBμV/m)	Margin (dB)	Detector
@ 2468.400	32.26	5.85	34.52	94.35	97.94	---	---	Peak
2483.500	32.43	5.87	34.53	62.71	66.48	74.00	7.52	Peak
2484.900	32.43	5.87	34.53	54.79	58.56	74.00	15.44	Peak

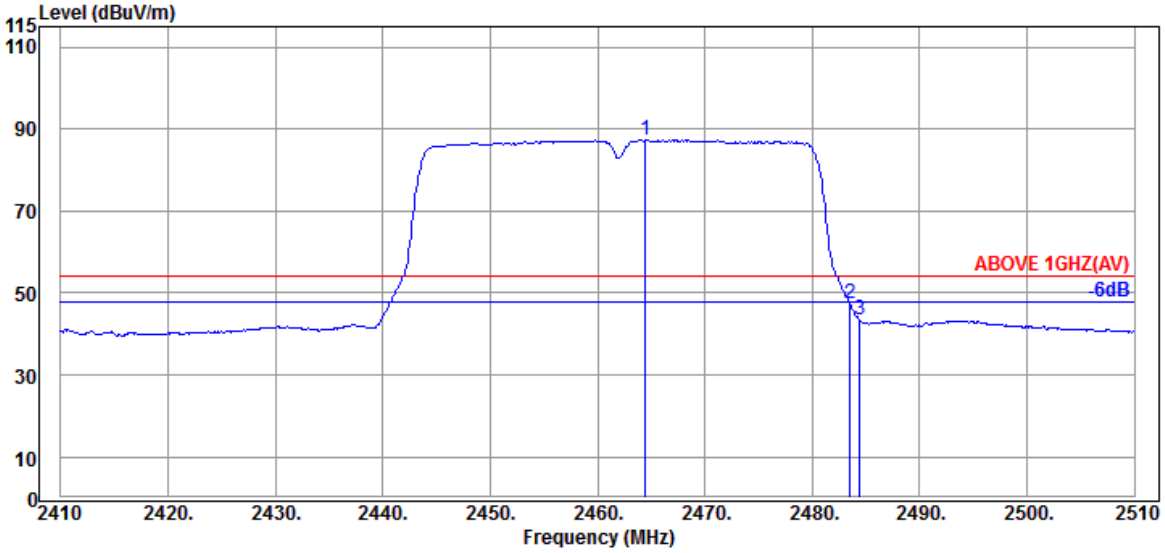

Antenna at Vertical Polarization

Emission Frequency (MHz)	Antenna Factor (dB/m)	Cable Loss (dB)	Preamp Gain (dB)	Read Level (dBμV)	Emission Level (dBμV/m)	Limits (dBμV/m)	Margin (dB)	Detector
@ 2464.500	32.17	5.84	34.52	83.83	87.32	---	---	Average
2483.500	32.43	5.87	34.53	43.66	47.43	54.00	6.57	Average
2484.400	32.43	5.87	34.53	39.54	43.31	54.00	10.69	Average

Remark: The "@" means fundamental frequency, it is ignored in this section.

This test report may be reproduced in full only. The document may only be updated by Audix Technology Corp. personnel. Any changes will be noted in the Document History section of the report.

Audix Technology Corp.
No. 491, Zhongfu Rd., Linkou Dist.,
New Taipei City244, Taiwan

Tel: +886 2 26099301
Fax: +886 2 26099303

Mode	802.11ax-HE20	Frequency	TX 2412MHz

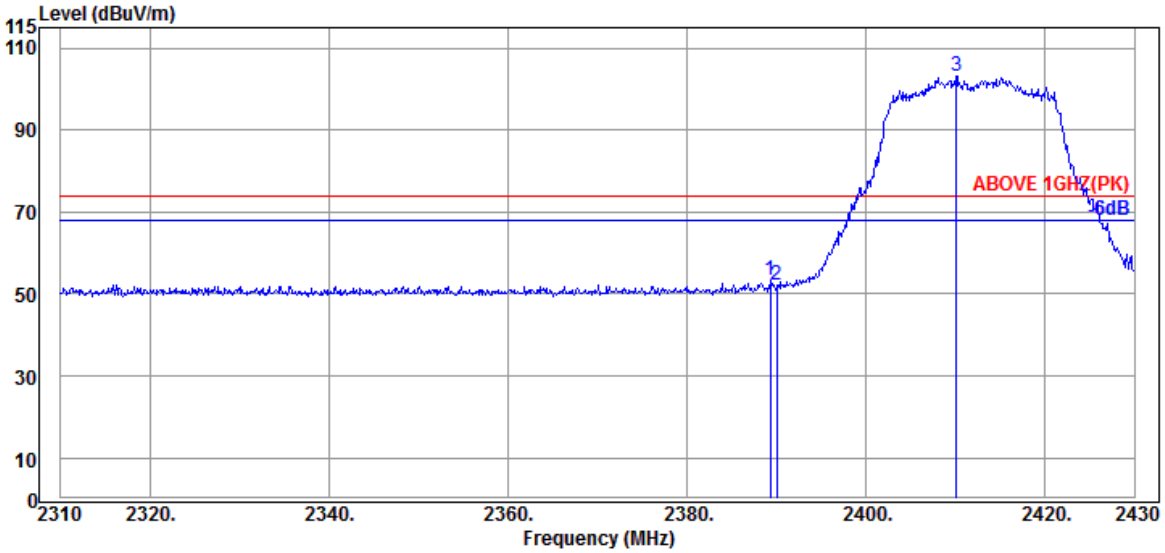

Antenna at Horizontal Polarization

	Emission Frequency (MHz)	Antenna Factor (dB/m)	Cable Loss (dB)	Preamp Gain (dB)	Read Level (dBμV)	Emission Level (dBμV/m)	Limits (dBμV/m)	Margin (dB)	Detector
	2389.320	32.00	5.72	34.51	49.97	53.18	74.00	20.82	Peak
	2390.040	32.00	5.72	34.51	49.06	52.27	74.00	21.73	Peak
@	2410.080	32.00	5.75	34.51	99.84	103.08	---	---	Peak

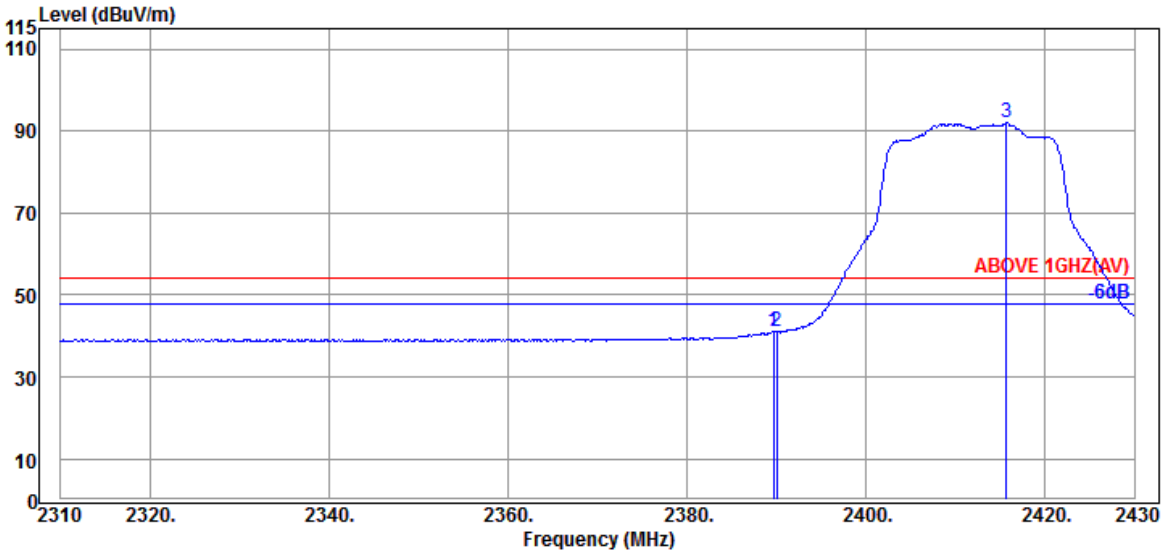

Antenna at Horizontal Polarization

	Emission Frequency (MHz)	Antenna Factor (dB/m)	Cable Loss (dB)	Preamp Gain (dB)	Read Level (dBμV)	Emission Level (dBμV/m)	Limits (dBμV/m)	Margin (dB)	Detector
	2389.680	32.00	5.72	34.51	37.78	40.99	54.00	13.01	Average
	2390.040	32.00	5.72	34.51	37.97	41.18	54.00	12.82	Average
@	2415.720	32.00	5.76	34.51	88.69	91.94	---	---	Average

Remark: The "@" means fundamental frequency, it is ignored in this section.

This test report may be reproduced in full only. The document may only be updated by Audix Technology Corp. personnel. Any changes will be noted in the Document History section of the report.

Audix Technology Corp.
No. 491, Zhongfu Rd., Linkou Dist.,
New Taipei City244, Taiwan

Tel: +886 2 26099301
Fax: +886 2 26099303

Mode	802.11ax-HE20	Frequency	TX 2412MHz

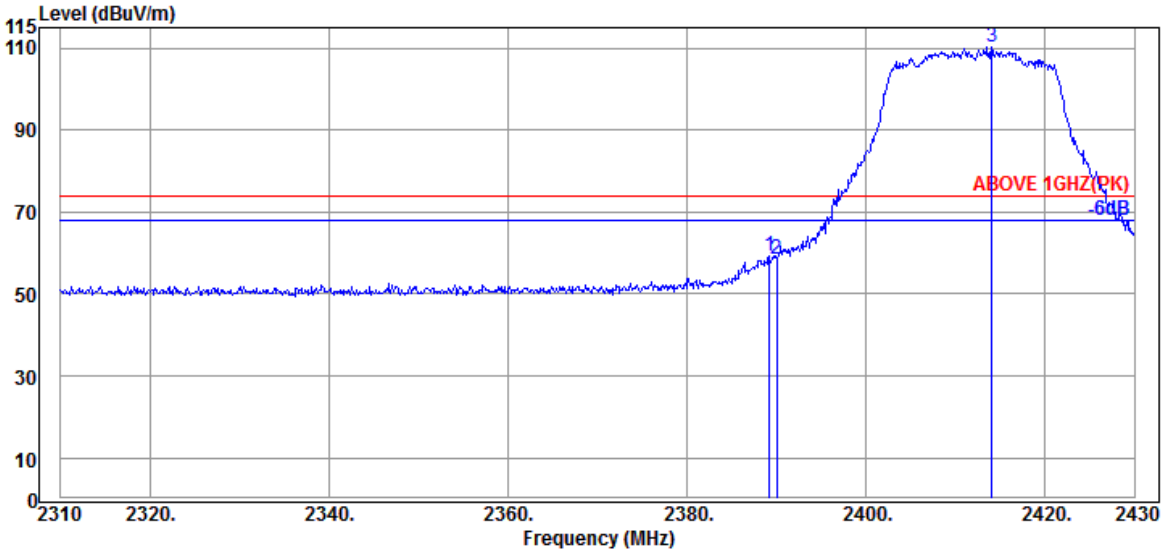

Antenna at Vertical Polarization

Emission Frequency (MHz)	Antenna Factor (dB/m)	Cable Loss (dB)	Preamp Gain (dB)	Read Level (dBμV)	Emission Level (dBμV/m)	Limits (dBμV/m)	Margin (dB)	Detector
2389.200	32.00	5.72	34.51	56.06	59.27	74.00	14.73	Peak
2390.040	32.00	5.72	34.51	55.25	58.46	74.00	15.54	Peak
@ 2414.040	32.00	5.76	34.51	106.89	110.14	---	---	Peak

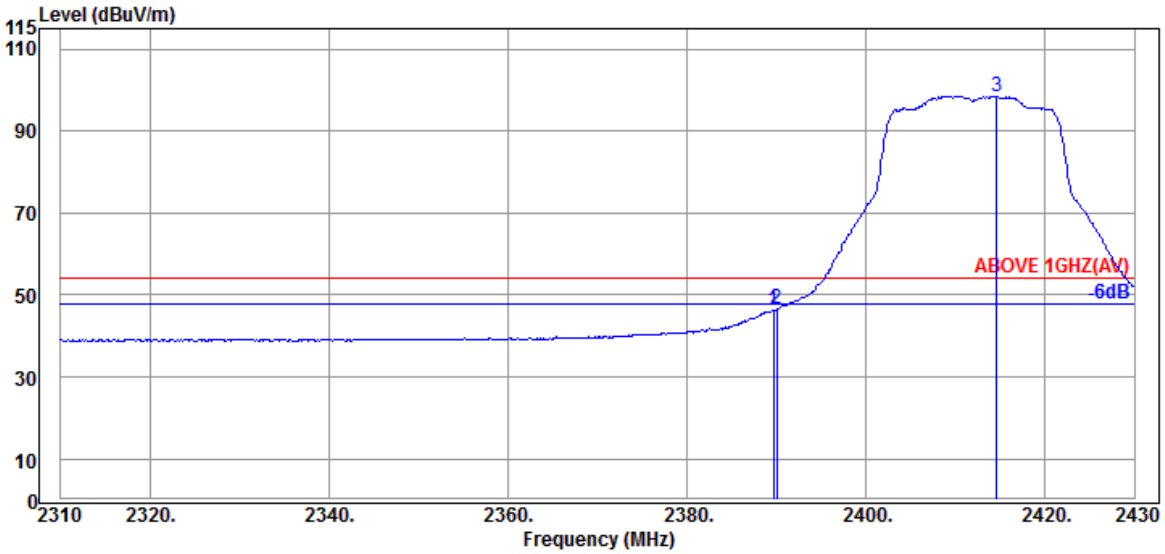

Antenna at Vertical Polarization

Emission Frequency (MHz)	Antenna Factor (dB/m)	Cable Loss (dB)	Preamp Gain (dB)	Read Level (dBμV)	Emission Level (dBμV/m)	Limits (dBμV/m)	Margin (dB)	Detector
2389.680	32.00	5.72	34.51	43.13	46.34	54.00	7.66	Average
2390.040	32.00	5.72	34.51	43.26	46.47	54.00	7.53	Average
@ 2414.640	32.00	5.76	34.51	95.30	98.55	---	---	Average

Remark: The "@" means fundamental frequency, it is ignored in this section.

This test report may be reproduced in full only. The document may only be updated by Audix Technology Corp. personnel. Any changes will be noted in the Document History section of the report.

Audix Technology Corp.
No. 491, Zhongfu Rd., Linkou Dist.,
New Taipei City244, Taiwan

Tel: +886 2 26099301
Fax: +886 2 26099303

Mode	802.11ax-HE20	Frequency	TX 2417MHz

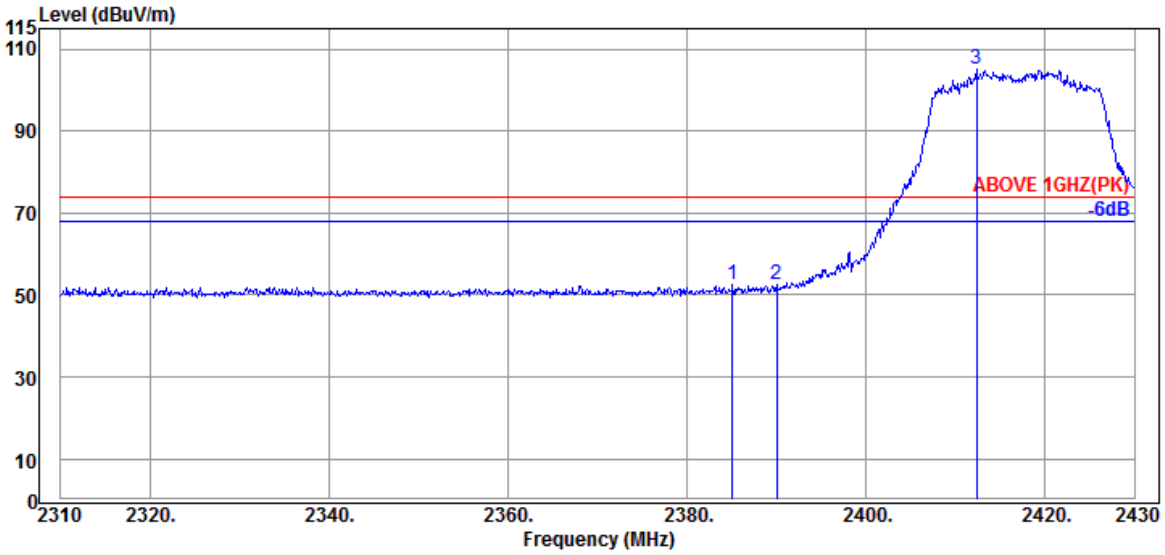

Antenna at Horizontal Polarization

Emission Frequency (MHz)	Antenna Factor (dB/m)	Cable Loss (dB)	Preamp Gain (dB)	Read Level (dBμV)	Emission Level (dBμV/m)	Limits (dBμV/m)	Margin (dB)	Detector
2385.120	32.00	5.72	34.51	49.38	52.59	74.00	21.41	Peak
2390.040	32.00	5.72	34.51	49.25	52.46	74.00	21.54	Peak
@ 2412.360	32.00	5.76	34.51	101.74	104.99	---	---	Peak

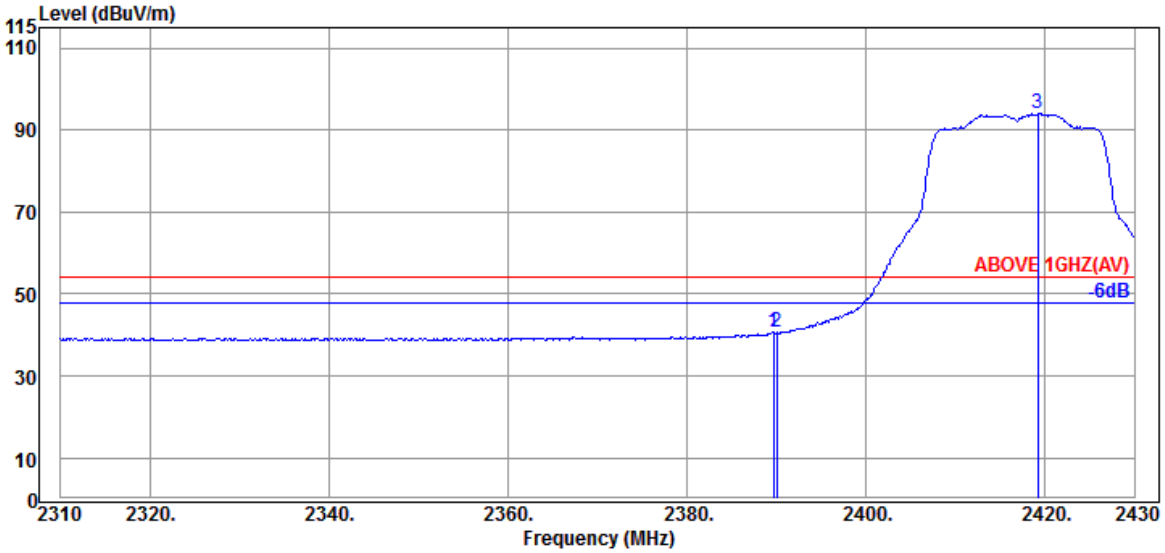

Antenna at Horizontal Polarization

Emission Frequency (MHz)	Antenna Factor (dB/m)	Cable Loss (dB)	Preamp Gain (dB)	Read Level (dBμV)	Emission Level (dBμV/m)	Limits (dBμV/m)	Margin (dB)	Detector
2389.680	32.00	5.72	34.51	37.42	40.63	54.00	13.37	Average
2390.040	32.00	5.72	34.51	37.31	40.52	54.00	13.48	Average
@ 2419.200	32.00	5.77	34.51	90.68	93.94	---	---	Average

Remark: The "@" means fundamental frequency, it is ignored in this section.

This test report may be reproduced in full only. The document may only be updated by Audix Technology Corp. personnel. Any changes will be noted in the Document History section of the report.

Audix Technology Corp.
No. 491, Zhongfu Rd., Linkou Dist.,
New Taipei City244, Taiwan

Tel: +886 2 26099301
Fax: +886 2 26099303

Mode	802.11ax-HE20	Frequency	TX 2417MHz

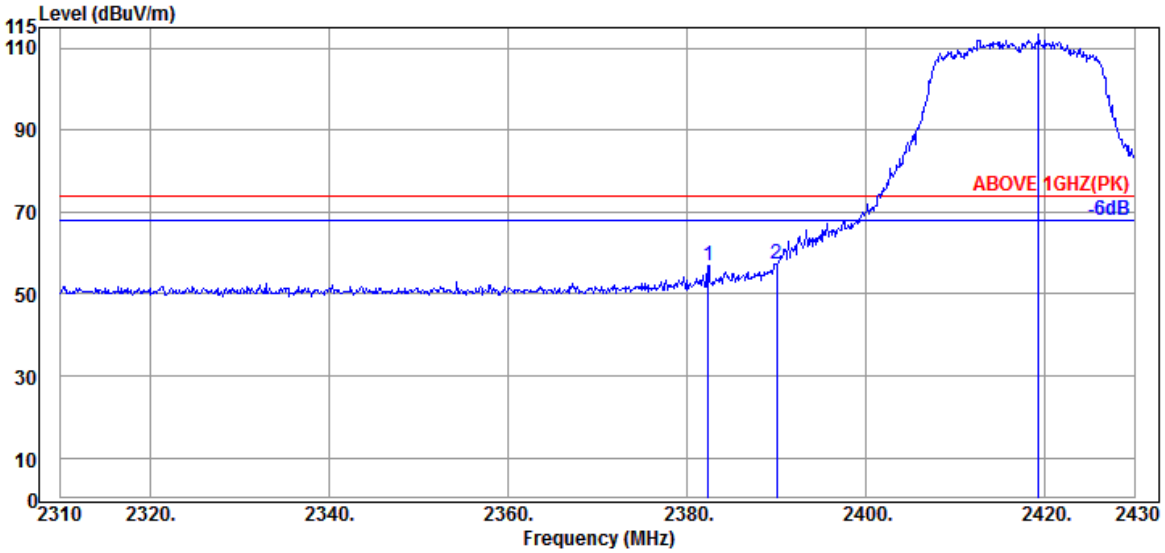

Antenna at Vertical Polarization

Emission Frequency (MHz)	Antenna Factor (dB/m)	Cable Loss (dB)	Preamp Gain (dB)	Read Level (dBμV)	Emission Level (dBμV/m)	Limits (dBμV/m)	Margin (dB)	Detector
2382.360	32.00	5.71	34.51	53.90	57.10	74.00	16.90	Peak
2390.040	32.00	5.72	34.51	54.13	57.34	74.00	16.66	Peak
@ 2419.320	32.00	5.77	34.51	110.10	113.36	---	---	Peak

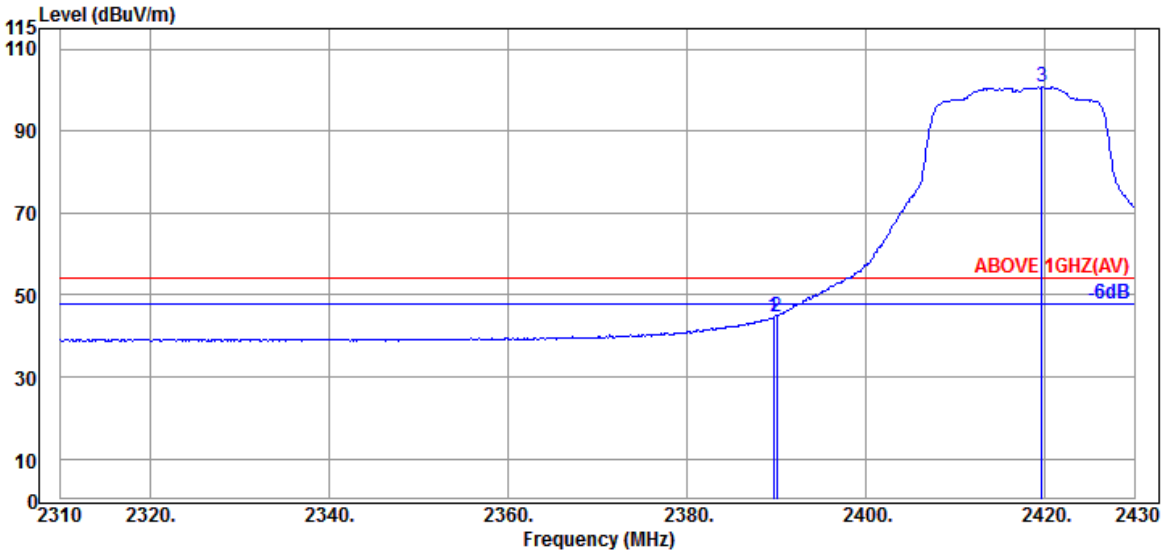

Antenna at Vertical Polarization

Emission Frequency (MHz)	Antenna Factor (dB/m)	Cable Loss (dB)	Preamp Gain (dB)	Read Level (dBμV)	Emission Level (dBμV/m)	Limits (dBμV/m)	Margin (dB)	Detector
2389.680	32.00	5.72	34.51	41.25	44.46	54.00	9.54	Average
2390.040	32.00	5.72	34.51	41.60	44.81	54.00	9.19	Average
@ 2419.680	32.00	5.77	34.51	97.47	100.73	---	---	Average

Remark: The "@" means fundamental frequency, it is ignored in this section.

This test report may be reproduced in full only. The document may only be updated by Audix Technology Corp. personnel. Any changes will be noted in the Document History section of the report.

Audix Technology Corp.
No. 491, Zhongfu Rd., Linkou Dist.,
New Taipei City244, Taiwan

Tel: +886 2 26099301
Fax: +886 2 26099303

Mode	802.11ax-HE20	Frequency	TX 2422MHz

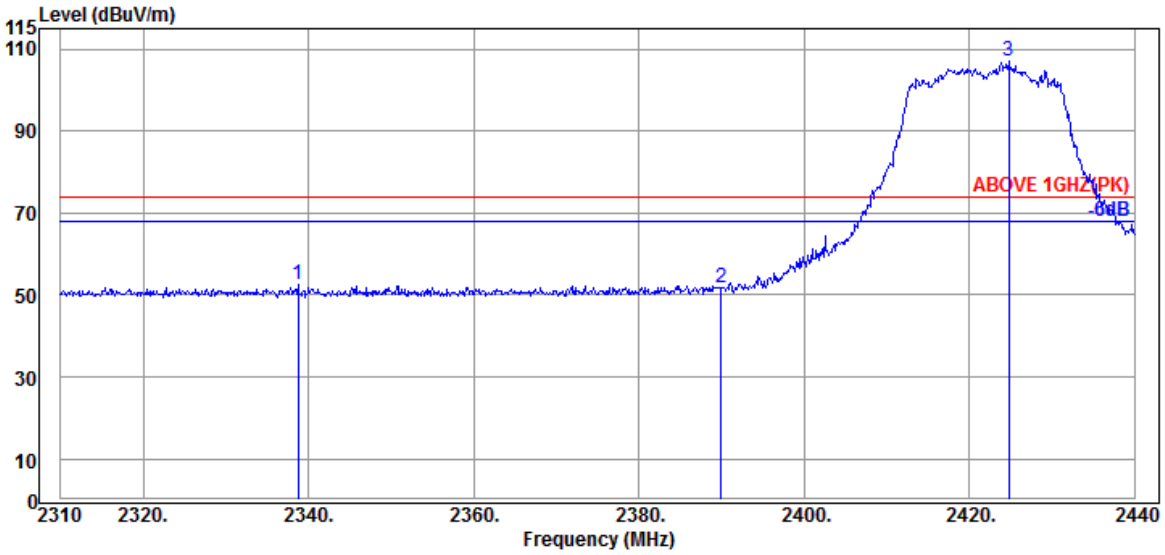

Antenna at Horizontal Polarization

Emission Frequency (MHz)	Antenna Factor (dB/m)	Cable Loss (dB)	Preamp Gain (dB)	Read Level (dBμV)	Emission Level (dBμV/m)	Limits (dBμV/m)	Margin (dB)	Detector
2338.730	32.05	5.64	34.50	49.23	52.42	74.00	21.58	Peak
2389.950	32.00	5.72	34.51	48.39	51.60	74.00	22.40	Peak
@ 2424.790	32.00	5.77	34.51	103.72	106.98	---	---	Peak

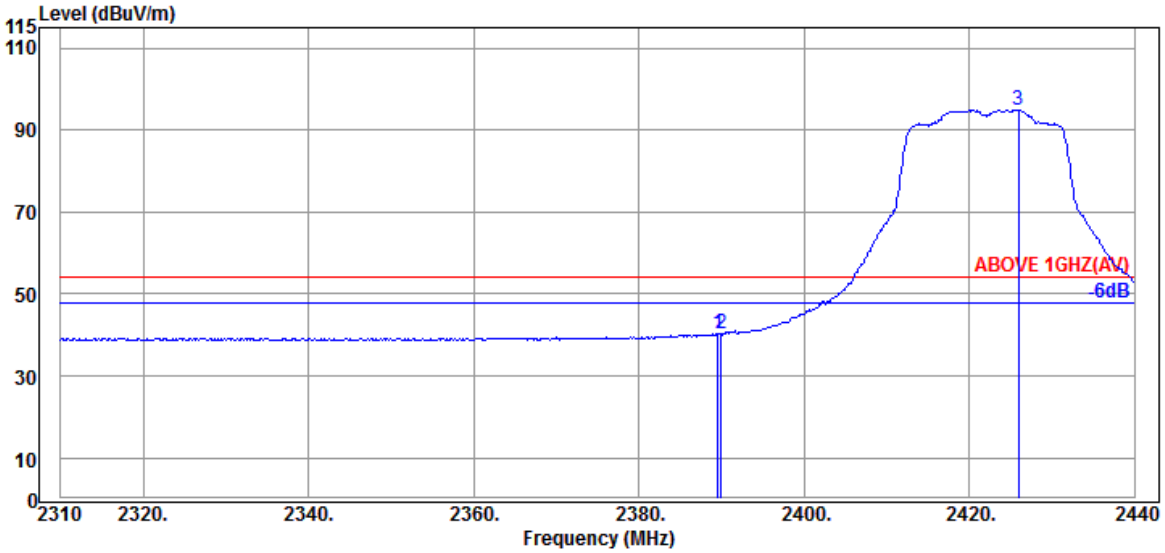

Antenna at Horizontal Polarization

Emission Frequency (MHz)	Antenna Factor (dB/m)	Cable Loss (dB)	Preamp Gain (dB)	Read Level (dBμV)	Emission Level (dBμV/m)	Limits (dBμV/m)	Margin (dB)	Detector
2389.560	32.00	5.72	34.51	37.03	40.24	54.00	13.76	Average
2389.950	32.00	5.72	34.51	36.95	40.16	54.00	13.84	Average
@ 2425.960	32.00	5.78	34.51	91.66	94.93	---	---	Average

Remark: The "@" means fundamental frequency, it is ignored in this section.

This test report may be reproduced in full only. The document may only be updated by Audix Technology Corp. personnel. Any changes will be noted in the Document History section of the report.

Audix Technology Corp.
No. 491, Zhongfu Rd., Linkou Dist.,
New Taipei City244, Taiwan

Tel: +886 2 26099301
Fax: +886 2 26099303

Mode	802.11ax-HE20	Frequency	TX 2422MHz

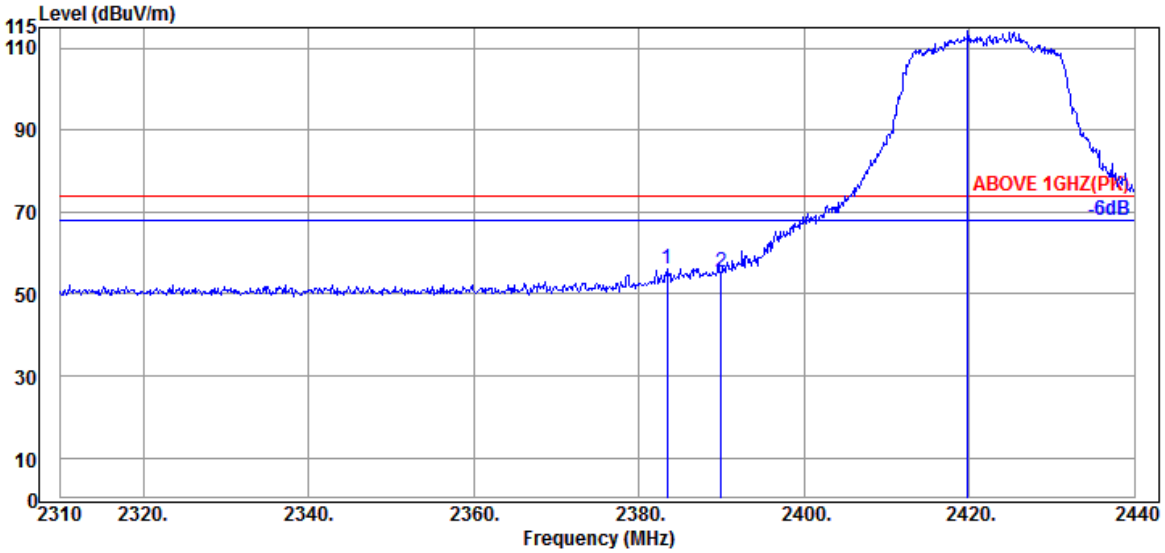

Antenna at Vertical Polarization

Emission Frequency (MHz)	Antenna Factor (dB/m)	Cable Loss (dB)	Preamp Gain (dB)	Read Level (dBμV)	Emission Level (dBμV/m)	Limits (dBμV/m)	Margin (dB)	Detector
2383.450	32.00	5.71	34.51	53.08	56.28	74.00	17.72	Peak
2389.950	32.00	5.72	34.51	52.08	55.29	74.00	18.71	Peak
@ 2419.850	32.00	5.77	34.51	110.81	114.07	---	---	Peak

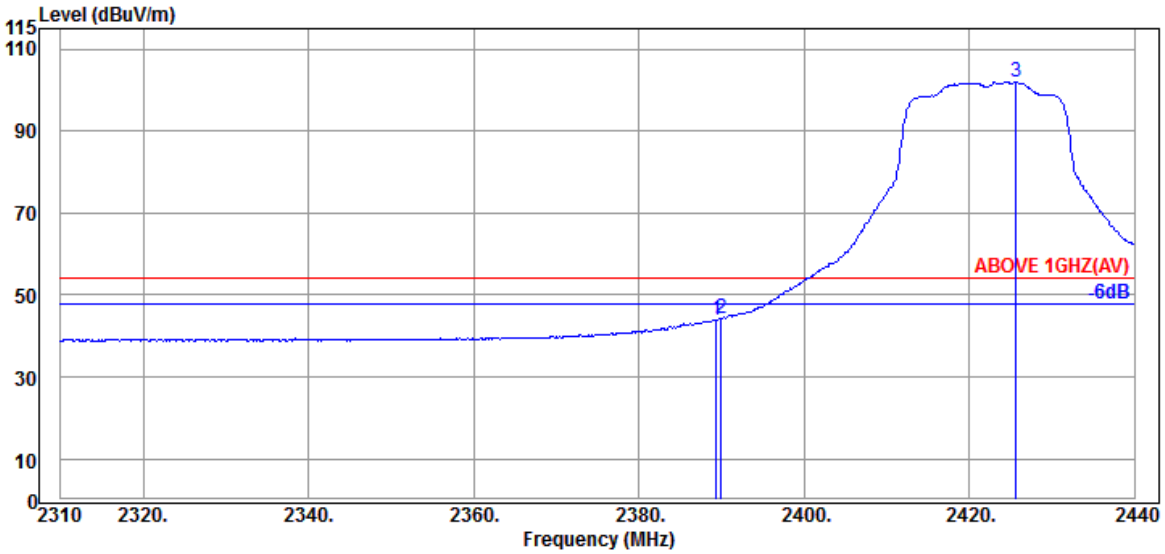

Antenna at Vertical Polarization

Emission Frequency (MHz)	Antenna Factor (dB/m)	Cable Loss (dB)	Preamp Gain (dB)	Read Level (dBμV)	Emission Level (dBμV/m)	Limits (dBμV/m)	Margin (dB)	Detector
2389.430	32.00	5.72	34.51	40.84	44.05	54.00	9.95	Average
2389.950	32.00	5.72	34.51	41.04	44.25	54.00	9.75	Average
@ 2425.700	32.00	5.78	34.51	98.69	101.96	---	---	Average

Remark: The "@" means fundamental frequency, it is ignored in this section.

This test report may be reproduced in full only. The document may only be updated by Audix Technology Corp. personnel. Any changes will be noted in the Document History section of the report.

Audix Technology Corp.
No. 491, Zhongfu Rd., Linkou Dist.,
New Taipei City244, Taiwan

Tel: +886 2 26099301
Fax: +886 2 26099303

Mode	802.11ax-HE20	Frequency	TX 2457MHz

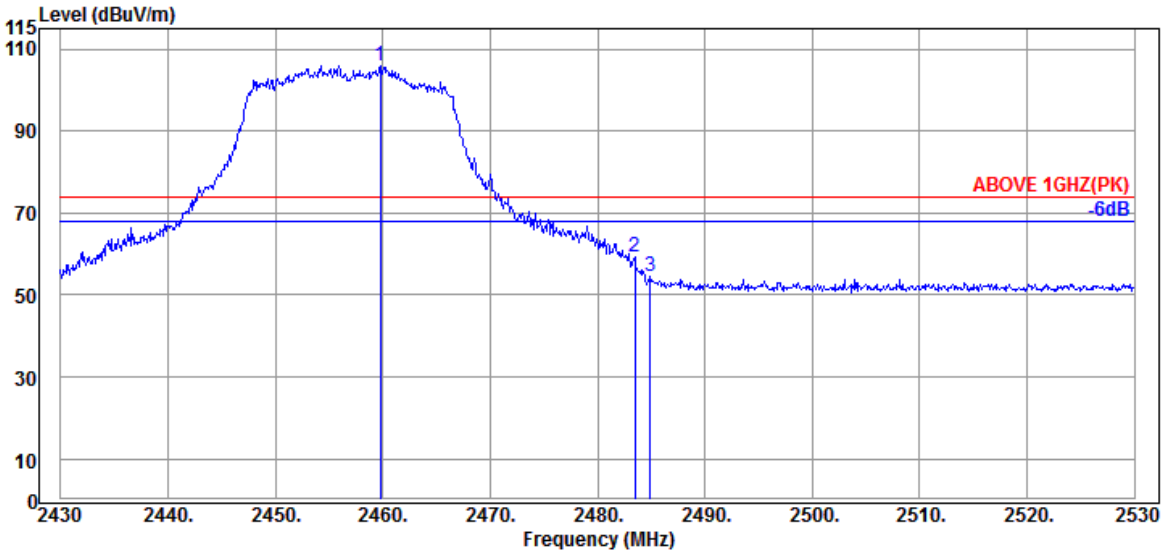

Antenna at Horizontal Polarization

Emission Frequency (MHz)	Antenna Factor (dB/m)	Cable Loss (dB)	Preamp Gain (dB)	Read Level (dBμV)	Emission Level (dBμV/m)	Limits (dBμV/m)	Margin (dB)	Detector
@ 2459.800	32.09	5.83	34.52	102.61	106.01	---	---	Peak
2483.500	32.43	5.87	34.53	55.38	59.15	74.00	14.85	Peak
2484.900	32.43	5.87	34.53	50.93	54.70	74.00	19.30	Peak

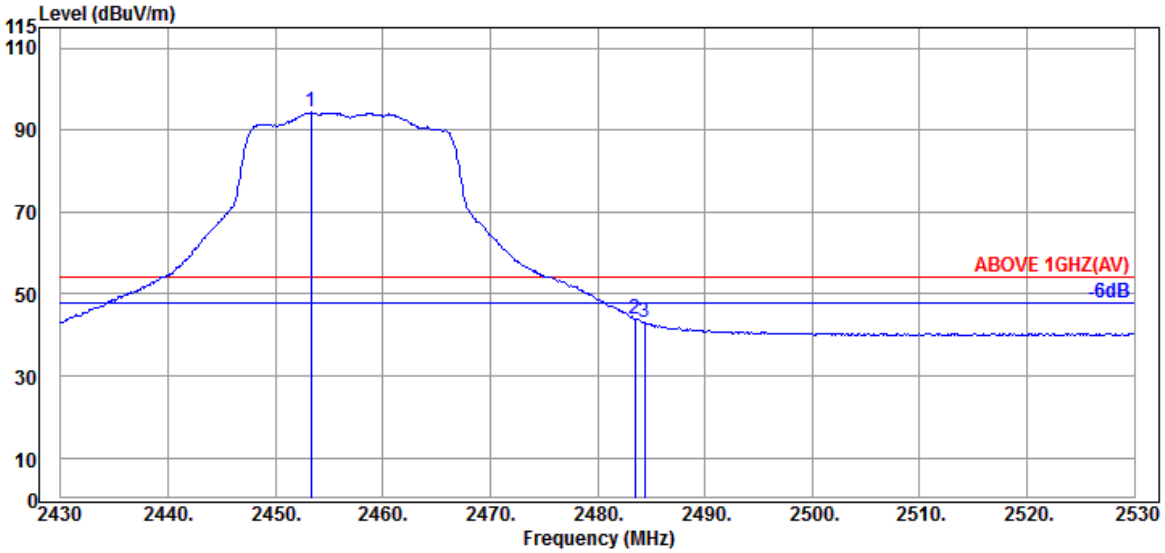

Antenna at Horizontal Polarization

Emission Frequency (MHz)	Antenna Factor (dB/m)	Cable Loss (dB)	Preamp Gain (dB)	Read Level (dBμV)	Emission Level (dBμV/m)	Limits (dBμV/m)	Margin (dB)	Detector
@ 2453.300	32.00	5.81	34.52	90.99	94.28	---	---	Average
2483.500	32.43	5.87	34.53	40.24	44.01	54.00	9.99	Average
2484.400	32.43	5.87	34.53	39.21	42.98	54.00	11.02	Average

Remark: The "@" means fundamental frequency, it is ignored in this section.

This test report may be reproduced in full only. The document may only be updated by Audix Technology Corp. personnel. Any changes will be noted in the Document History section of the report.

Audix Technology Corp.
No. 491, Zhongfu Rd., Linkou Dist.,
New Taipei City244, Taiwan

Tel: +886 2 26099301
Fax: +886 2 26099303

Mode	802.11ax-HE20	Frequency	TX 2457MHz

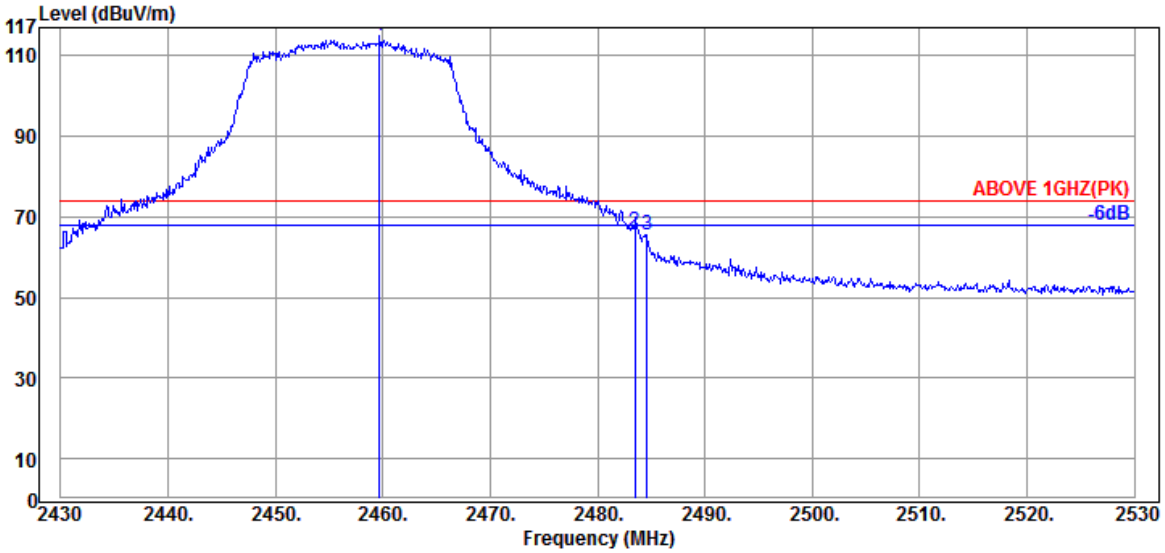

Antenna at Vertical Polarization

Emission Frequency (MHz)	Antenna Factor (dB/m)	Cable Loss (dB)	Preamp Gain (dB)	Read Level (dBμV)	Emission Level (dBμV/m)	Limits (dBμV/m)	Margin (dB)	Detector
@ 2459.700	32.09	5.83	34.52	111.61	115.01	---	---	Peak
2483.500	32.43	5.87	34.53	62.66	66.43	74.00	7.57	Peak
2484.600	32.43	5.87	34.53	61.83	65.60	74.00	8.40	Peak

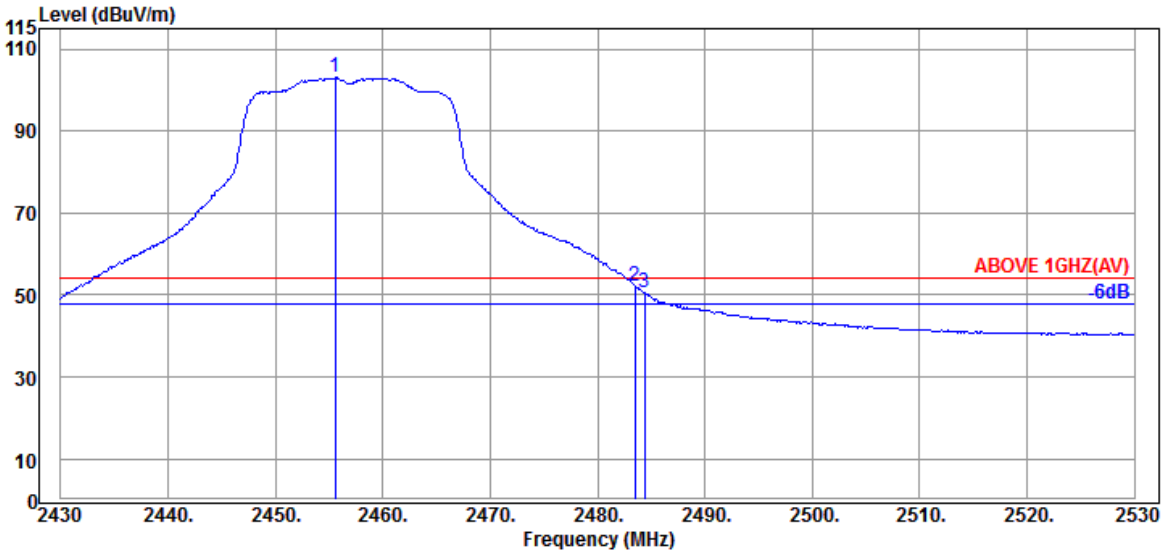

Antenna at Vertical Polarization

Emission Frequency (MHz)	Antenna Factor (dB/m)	Cable Loss (dB)	Preamp Gain (dB)	Read Level (dBμV)	Emission Level (dBμV/m)	Limits (dBμV/m)	Margin (dB)	Detector
@ 2455.600	32.09	5.83	34.52	99.65	103.05	---	---	Average
2483.500	32.43	5.87	34.53	48.58	52.35	54.00	1.65	Average
2484.400	32.43	5.87	34.53	46.76	50.53	54.00	3.47	Average

Remark: The "@" means fundamental frequency, it is ignored in this section.

This test report may be reproduced in full only. The document may only be updated by Audix Technology Corp. personnel. Any changes will be noted in the Document History section of the report.

Audix Technology Corp.
No. 491, Zhongfu Rd., Linkou Dist.,
New Taipei City244, Taiwan

Tel: +886 2 26099301
Fax: +886 2 26099303

Mode	802.11ax-HE20	Frequency	TX 2462MHz

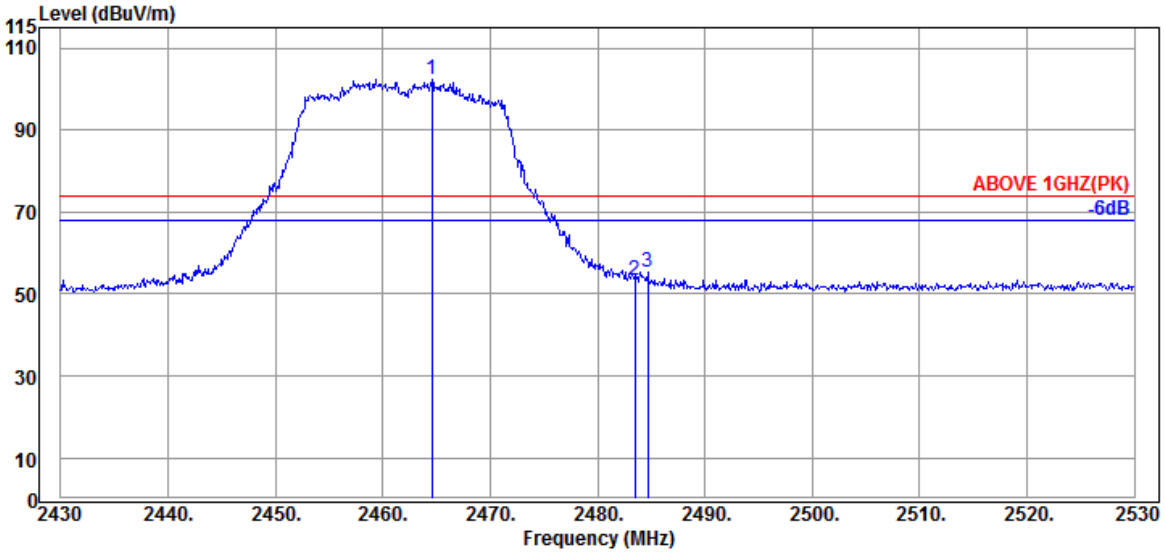

Antenna at Horizontal Polarization

Emission Frequency (MHz)	Antenna Factor (dB/m)	Cable Loss (dB)	Preamp Gain (dB)	Read Level (dBμV)	Emission Level (dBμV/m)	Limits (dBμV/m)	Margin (dB)	Detector
@ 2464.600	32.17	5.84	34.52	98.81	102.30	---	---	Peak
2483.500	32.43	5.87	34.53	49.76	53.53	74.00	20.47	Peak
2484.700	32.43	5.87	34.53	51.57	55.34	74.00	18.66	Peak

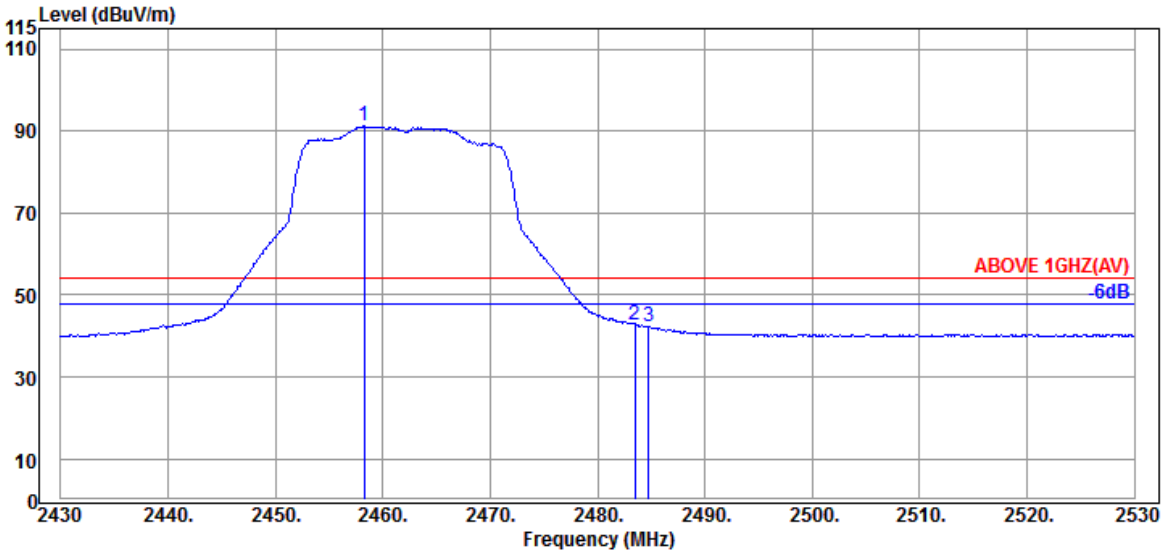

Antenna at Horizontal Polarization

Emission Frequency (MHz)	Antenna Factor (dB/m)	Cable Loss (dB)	Preamp Gain (dB)	Read Level (dBμV)	Emission Level (dBμV/m)	Limits (dBμV/m)	Margin (dB)	Detector
@ 2458.300	32.09	5.83	34.52	87.90	91.30	---	---	Average
2483.500	32.43	5.87	34.53	38.95	42.72	54.00	11.28	Average
2484.800	32.43	5.87	34.53	38.61	42.38	54.00	11.62	Average

Remark: The "@" means fundamental frequency, it is ignored in this section.

This test report may be reproduced in full only. The document may only be updated by Audix Technology Corp. personnel. Any changes will be noted in the Document History section of the report.

Audix Technology Corp.
No. 491, Zhongfu Rd., Linkou Dist.,
New Taipei City244, Taiwan

Tel: +886 2 26099301
Fax: +886 2 26099303

Mode	802.11ax-HE20	Frequency	TX 2462MHz

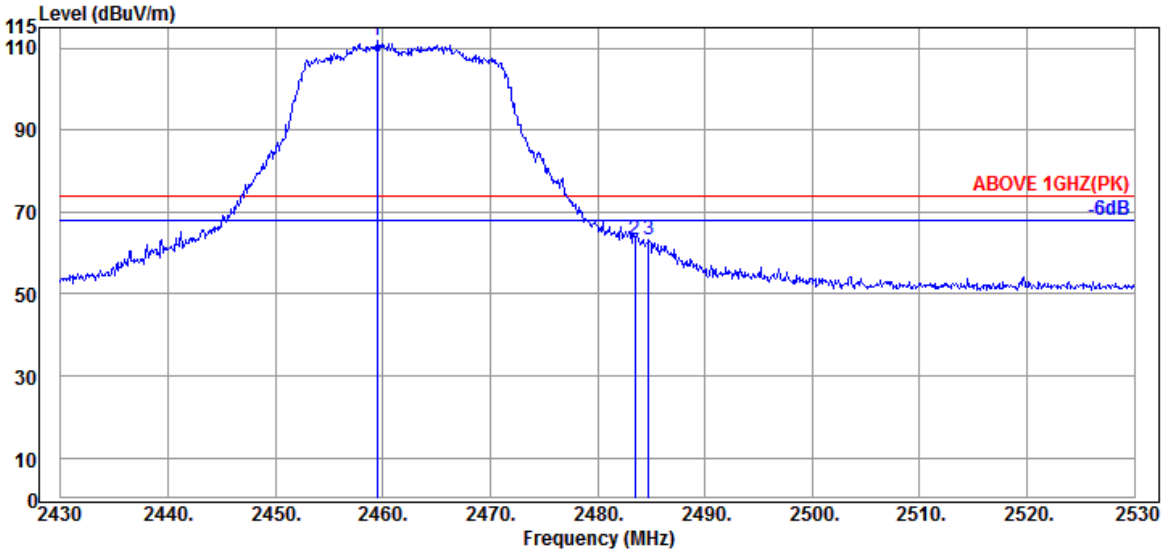

Antenna at Vertical Polarization

Emission Frequency (MHz)	Antenna Factor (dB/m)	Cable Loss (dB)	Preamp Gain (dB)	Read Level (dBμV)	Emission Level (dBμV/m)	Limits (dBμV/m)	Margin (dB)	Detector
@ 2459.500	32.09	5.83	34.52	108.43	111.83	---	---	Peak
2483.500	32.43	5.87	34.53	59.29	63.06	74.00	10.94	Peak
2484.800	32.43	5.87	34.53	59.37	63.14	74.00	10.86	Peak

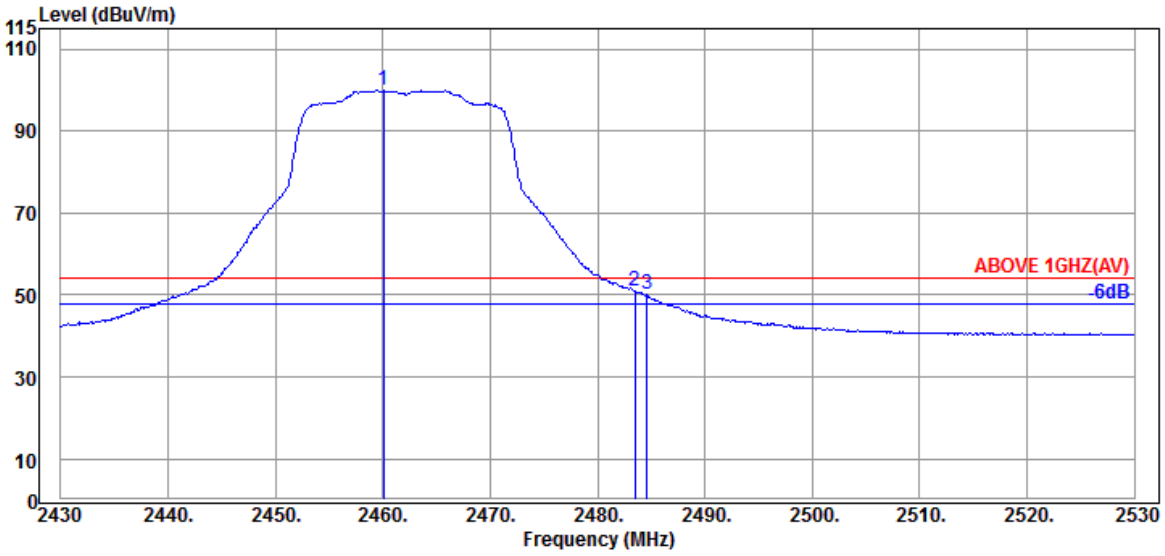

Antenna at Vertical Polarization

Emission Frequency (MHz)	Antenna Factor (dB/m)	Cable Loss (dB)	Preamp Gain (dB)	Read Level (dBμV)	Emission Level (dBμV/m)	Limits (dBμV/m)	Margin (dB)	Detector
@ 2460.100	32.09	5.83	34.52	96.48	99.88	---	---	Average
2483.500	32.43	5.87	34.53	47.17	50.94	54.00	3.06	Average
2484.600	32.43	5.87	34.53	46.25	50.02	54.00	3.98	Average

Remark: The "@" means fundamental frequency, it is ignored in this section.

This test report may be reproduced in full only. The document may only be updated by Audix Technology Corp. personnel. Any changes will be noted in the Document History section of the report.

Audix Technology Corp.
No. 491, Zhongfu Rd., Linkou Dist.,
New Taipei City244, Taiwan

Tel: +886 2 26099301
Fax: +886 2 26099303

Mode	802.11ax-HE20	Frequency	TX 2467MHz

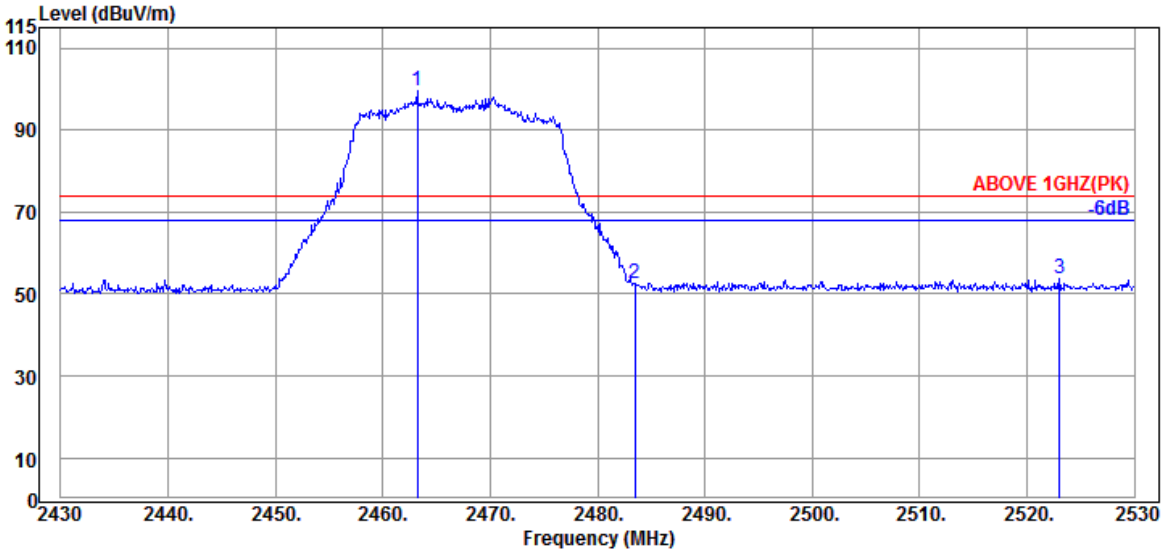

Antenna at Horizontal Polarization

Emission Frequency (MHz)	Antenna Factor (dB/m)	Cable Loss (dB)	Preamp Gain (dB)	Read Level (dBμV)	Emission Level (dBμV/m)	Limits (dBμV/m)	Margin (dB)	Detector
@ 2463.200	32.17	5.84	34.52	96.09	99.58	---	---	Peak
2483.500	32.43	5.87	34.53	48.98	52.75	74.00	21.25	Peak
2523.000	32.51	5.94	34.53	49.70	53.62	74.00	20.38	Peak

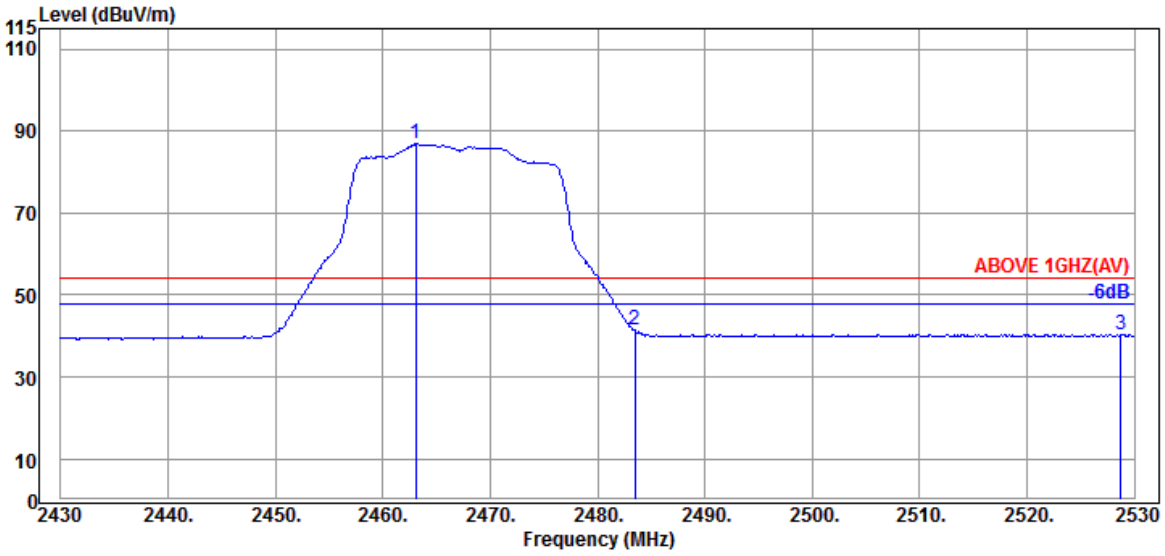

Antenna at Horizontal Polarization

Emission Frequency (MHz)	Antenna Factor (dB/m)	Cable Loss (dB)	Preamp Gain (dB)	Read Level (dBμV)	Emission Level (dBμV/m)	Limits (dBμV/m)	Margin (dB)	Detector
@ 2463.100	32.17	5.84	34.52	83.48	86.97	---	---	Average
2483.500	32.43	5.87	34.53	37.54	41.31	54.00	12.69	Average
2528.700	32.49	5.96	34.54	36.47	40.38	54.00	13.62	Average

Remark: The "@" means fundamental frequency, it is ignored in this section.

This test report may be reproduced in full only. The document may only be updated by Audix Technology Corp. personnel. Any changes will be noted in the Document History section of the report.

Audix Technology Corp.
No. 491, Zhongfu Rd., Linkou Dist.,
New Taipei City244, Taiwan

Tel: +886 2 26099301
Fax: +886 2 26099303

Mode	802.11ax-HE20	Frequency	TX 2467MHz

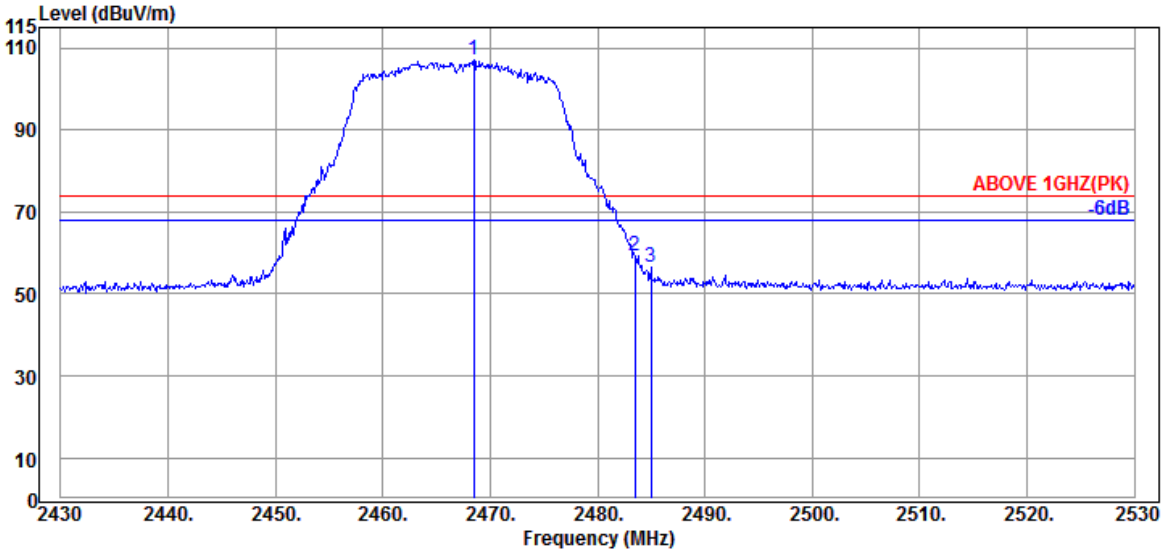

Antenna at Vertical Polarization

Emission Frequency (MHz)	Antenna Factor (dB/m)	Cable Loss (dB)	Preamp Gain (dB)	Read Level (dBμV)	Emission Level (dBμV/m)	Limits (dBμV/m)	Margin (dB)	Detector
@ 2468.500	32.26	5.85	34.52	103.65	107.24	---	---	Peak
2483.500	32.43	5.87	34.53	55.53	59.30	74.00	14.70	Peak
2485.000	32.43	5.87	34.53	52.79	56.56	74.00	17.44	Peak

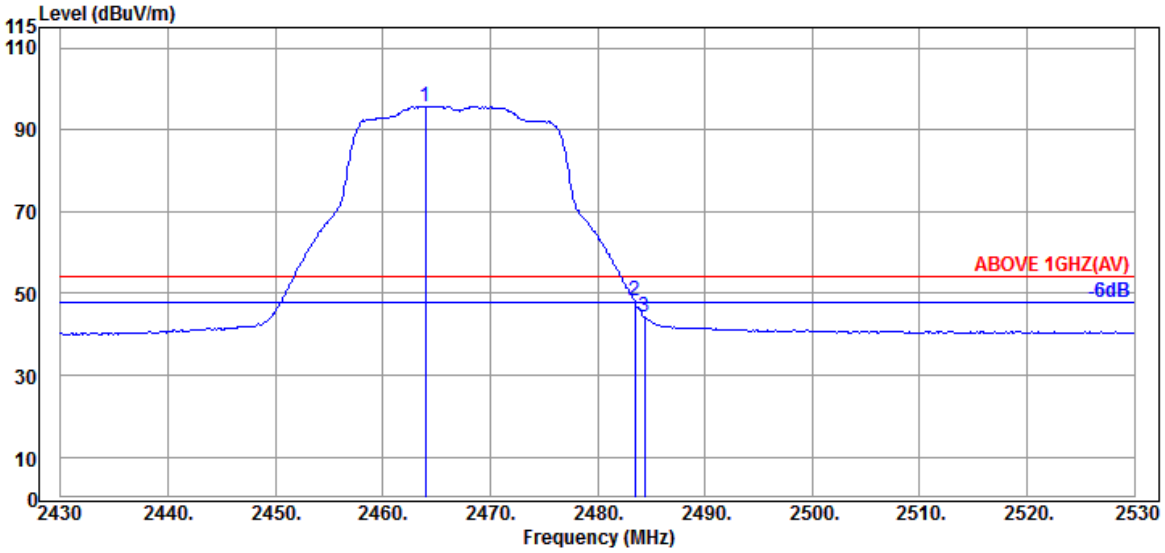

Antenna at Vertical Polarization

Emission Frequency (MHz)	Antenna Factor (dB/m)	Cable Loss (dB)	Preamp Gain (dB)	Read Level (dBμV)	Emission Level (dBμV/m)	Limits (dBμV/m)	Margin (dB)	Detector
@ 2464.000	32.17	5.84	34.52	92.32	95.81	---	---	Average
2483.500	32.43	5.87	34.53	44.33	48.10	54.00	5.90	Average
2484.400	32.43	5.87	34.53	40.51	44.28	54.00	9.72	Average

Remark: The "@" means fundamental frequency, it is ignored in this section.

This test report may be reproduced in full only. The document may only be updated by Audix Technology Corp. personnel. Any changes will be noted in the Document History section of the report.

Audix Technology Corp.
No. 491, Zhongfu Rd., Linkou Dist.,
New Taipei City244, Taiwan

Tel: +886 2 26099301
Fax: +886 2 26099303

Mode	802.11ax-HE20	Frequency	TX 2472MHz

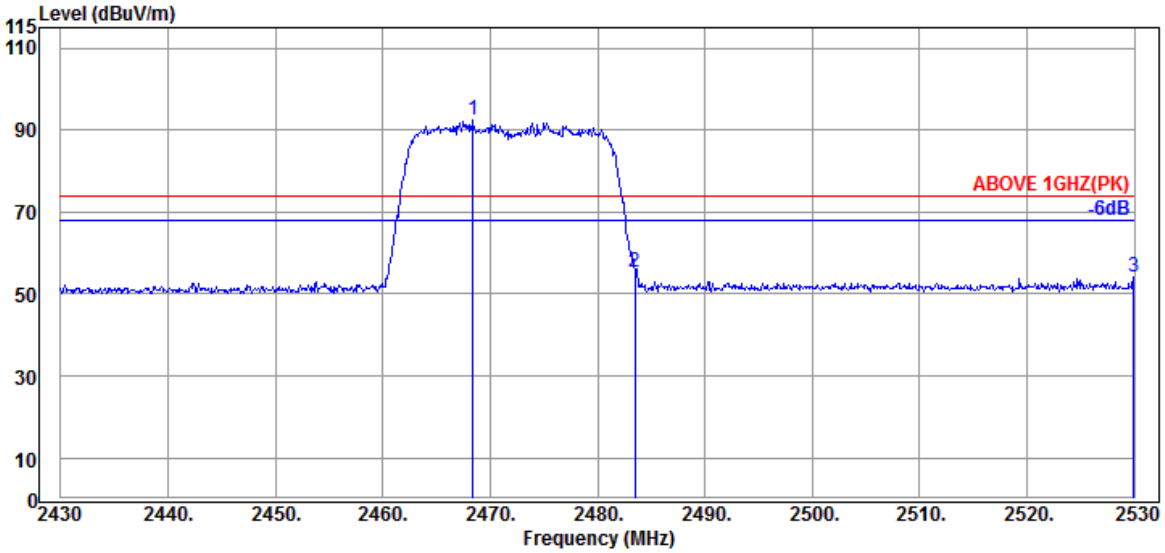

Antenna at Horizontal Polarization

Emission Frequency (MHz)	Antenna Factor (dB/m)	Cable Loss (dB)	Preamp Gain (dB)	Read Level (dBμV)	Emission Level (dBμV/m)	Limits (dBμV/m)	Margin (dB)	Detector
@ 2468.400	32.26	5.85	34.52	88.80	92.39	---	---	Peak
2483.500	32.43	5.87	34.53	51.47	55.24	74.00	18.76	Peak
2529.900	32.49	5.96	34.54	50.04	53.95	74.00	20.05	Peak

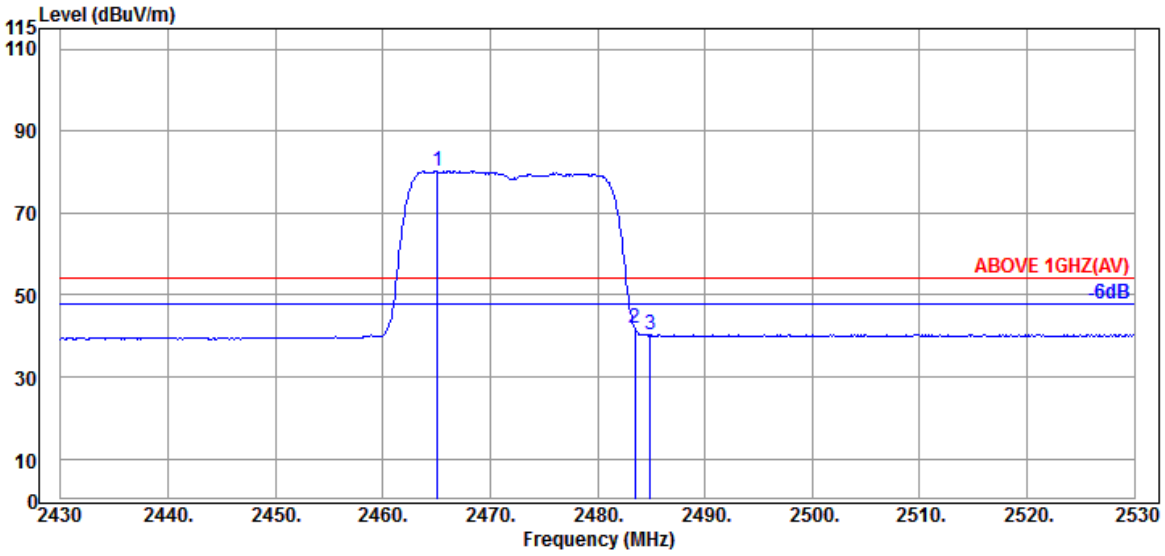

Antenna at Horizontal Polarization

Emission Frequency (MHz)	Antenna Factor (dB/m)	Cable Loss (dB)	Preamp Gain (dB)	Read Level (dBμV)	Emission Level (dBμV/m)	Limits (dBμV/m)	Margin (dB)	Detector
@ 2465.100	32.17	5.84	34.52	76.73	80.22	---	---	Average
2483.500	32.43	5.87	34.53	38.26	42.03	54.00	11.97	Average
2484.900	32.43	5.87	34.53	36.51	40.28	54.00	13.72	Average

Remark: The "@" means fundamental frequency, it is ignored in this section.

This test report may be reproduced in full only. The document may only be updated by Audix Technology Corp. personnel. Any changes will be noted in the Document History section of the report.

Audix Technology Corp.
No. 491, Zhongfu Rd., Linkou Dist.,
New Taipei City244, Taiwan

Tel: +886 2 26099301
Fax: +886 2 26099303

Mode	802.11ax-HE20	Frequency	TX 2472MHz

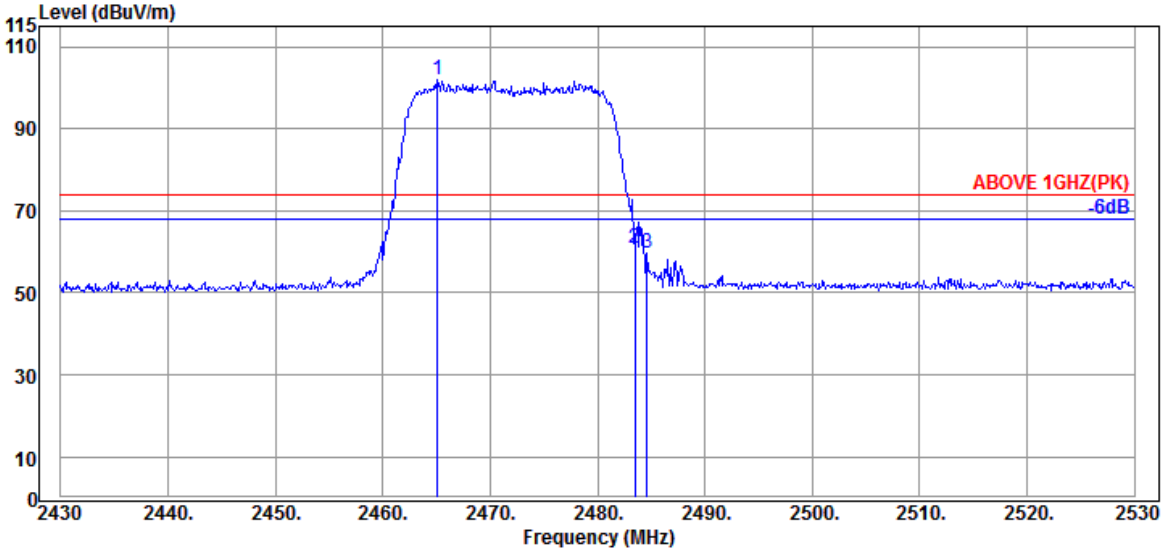

Antenna at Vertical Polarization

Emission Frequency (MHz)	Antenna Factor (dB/m)	Cable Loss (dB)	Preamp Gain (dB)	Read Level (dBμV)	Emission Level (dBμV/m)	Limits (dBμV/m)	Margin (dB)	Detector
@ 2465.100	32.17	5.84	34.52	98.31	101.80	---	---	Peak
2483.500	32.43	5.87	34.53	57.08	60.85	74.00	13.15	Peak
2484.600	32.43	5.87	34.53	56.07	59.84	74.00	14.16	Peak

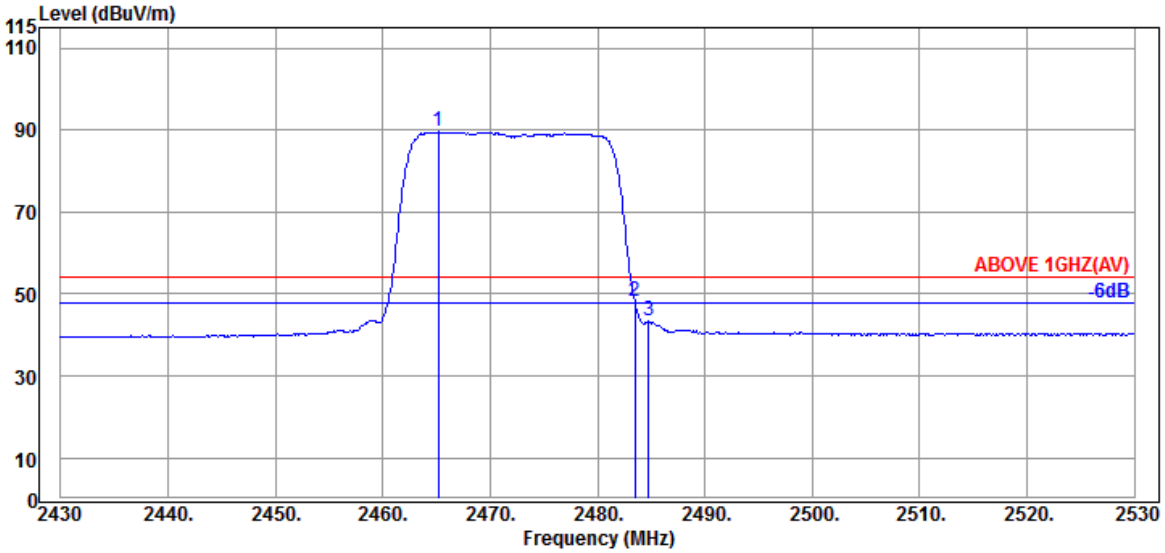

Antenna at Vertical Polarization

Emission Frequency (MHz)	Antenna Factor (dB/m)	Cable Loss (dB)	Preamp Gain (dB)	Read Level (dBμV)	Emission Level (dBμV/m)	Limits (dBμV/m)	Margin (dB)	Detector
@ 2465.200	32.17	5.84	34.52	86.04	89.53	---	---	Average
2483.500	32.43	5.87	34.53	44.55	48.32	54.00	5.68	Average
2484.800	32.43	5.87	34.53	39.66	43.43	54.00	10.57	Average

Remark: The "@" means fundamental frequency, it is ignored in this section.

This test report may be reproduced in full only. The document may only be updated by Audix Technology Corp. personnel. Any changes will be noted in the Document History section of the report.

Audix Technology Corp.
No. 491, Zhongfu Rd., Linkou Dist.,
New Taipei City244, Taiwan

Tel: +886 2 26099301
Fax: +886 2 26099303

Mode	802.11ax-HE40	Frequency	TX 2422MHz

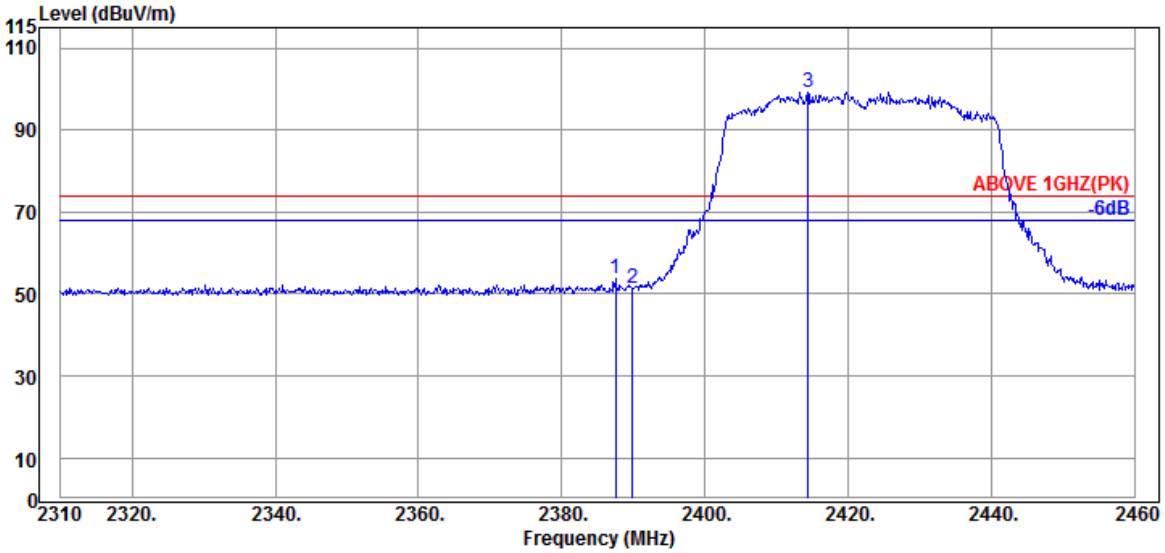

Antenna at Horizontal Polarization

	Emission Frequency (MHz)	Antenna Factor (dB/m)	Cable Loss (dB)	Preamp Gain (dB)	Read Level (dBμV)	Emission Level (dBμV/m)	Limits (dBμV/m)	Margin (dB)	Detector
	2387.550	32.00	5.72	34.51	50.47	53.68	74.00	20.32	Peak
	2389.950	32.00	5.72	34.51	48.24	51.45	74.00	22.55	Peak
@	2414.400	32.00	5.76	34.51	96.04	99.29	---	---	Peak

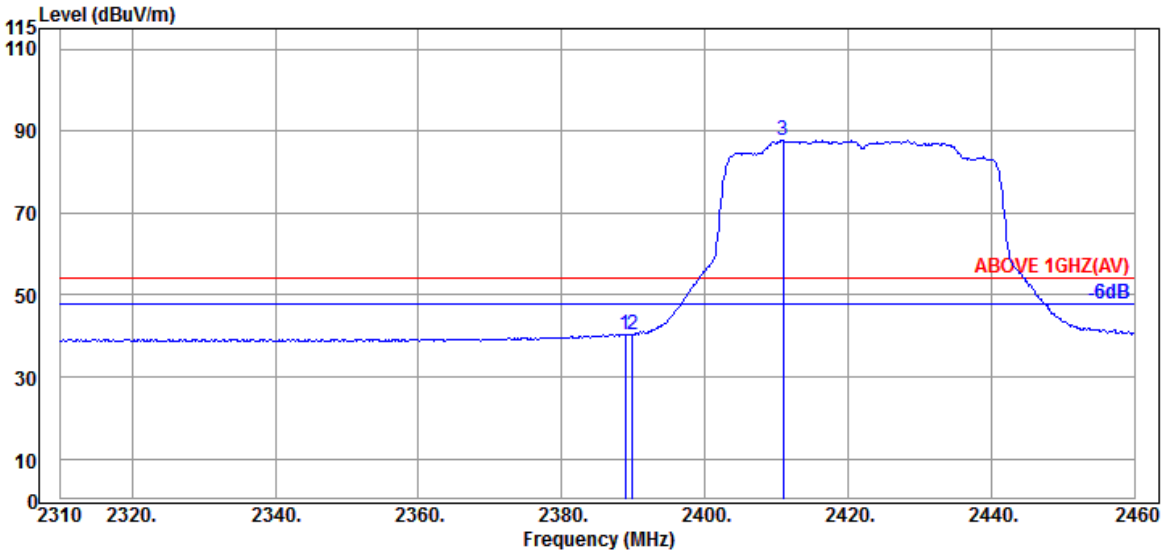

Antenna at Horizontal Polarization

	Emission Frequency (MHz)	Antenna Factor (dB/m)	Cable Loss (dB)	Preamp Gain (dB)	Read Level (dBμV)	Emission Level (dBμV/m)	Limits (dBμV/m)	Margin (dB)	Detector
	2388.900	32.00	5.72	34.51	37.17	40.38	54.00	13.62	Average
	2389.950	32.00	5.72	34.51	37.23	40.44	54.00	13.56	Average
@	2410.950	32.00	5.75	34.51	84.38	87.62	---	---	Average

Remark: The "@" means fundamental frequency, it is ignored in this section.

This test report may be reproduced in full only. The document may only be updated by Audix Technology Corp. personnel. Any changes will be noted in the Document History section of the report.

Audix Technology Corp.
No. 491, Zhongfu Rd., Linkou Dist.,
New Taipei City244, Taiwan

Tel: +886 2 26099301
Fax: +886 2 26099303

Mode	802.11ax-HE40	Frequency	TX 2422MHz

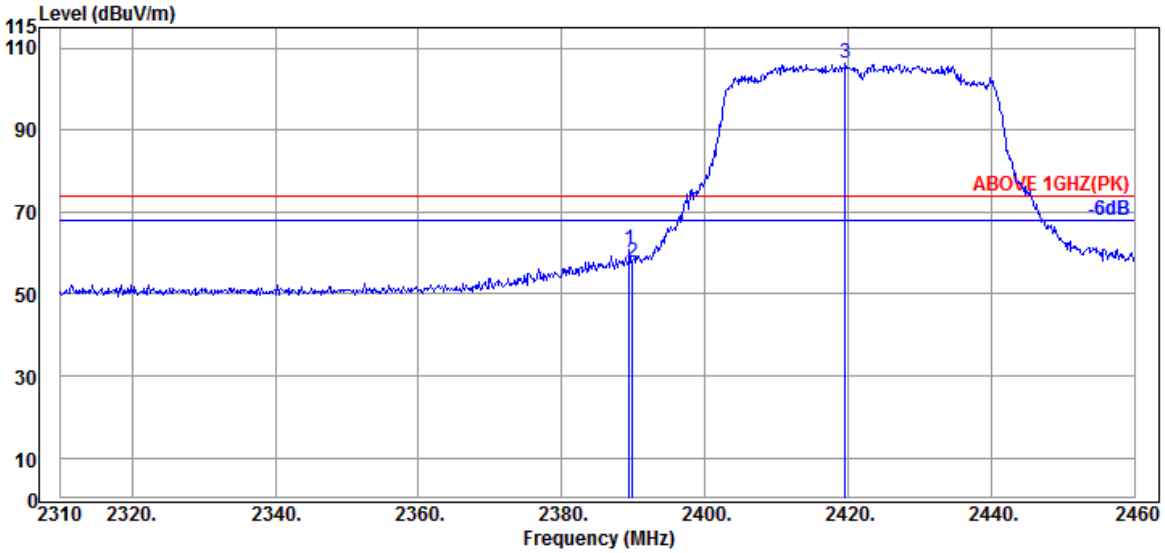

Antenna at Vertical Polarization

Emission Frequency (MHz)	Antenna Factor (dB/m)	Cable Loss (dB)	Preamp Gain (dB)	Read Level (dBμV)	Emission Level (dBμV/m)	Limits (dBμV/m)	Margin (dB)	Detector
2389.500	32.00	5.72	34.51	57.53	60.74	74.00	13.26	Peak
2389.950	32.00	5.72	34.51	54.44	57.65	74.00	16.35	Peak
@ 2419.650	32.00	5.77	34.51	103.20	106.46	---	---	Peak

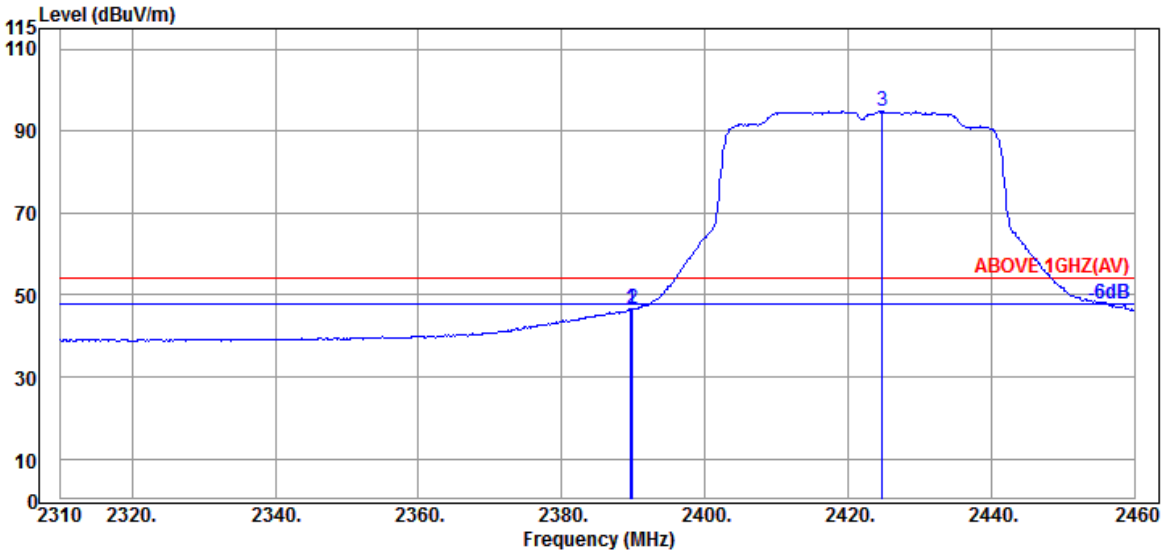

Antenna at Vertical Polarization

Emission Frequency (MHz)	Antenna Factor (dB/m)	Cable Loss (dB)	Preamp Gain (dB)	Read Level (dBμV)	Emission Level (dBμV/m)	Limits (dBμV/m)	Margin (dB)	Detector
2389.650	32.00	5.72	34.51	43.38	46.59	54.00	7.41	Average
2389.950	32.00	5.72	34.51	43.49	46.70	54.00	7.30	Average
@ 2424.750	32.00	5.77	34.51	91.60	94.86	---	---	Average

Remark: The "@" means fundamental frequency, it is ignored in this section.

This test report may be reproduced in full only. The document may only be updated by Audix Technology Corp. personnel. Any changes will be noted in the Document History section of the report.

Audix Technology Corp.
No. 491, Zhongfu Rd., Linkou Dist.,
New Taipei City244, Taiwan

Tel: +886 2 26099301
Fax: +886 2 26099303

Mode	802.11ax-HE40	Frequency	TX 2452MHz

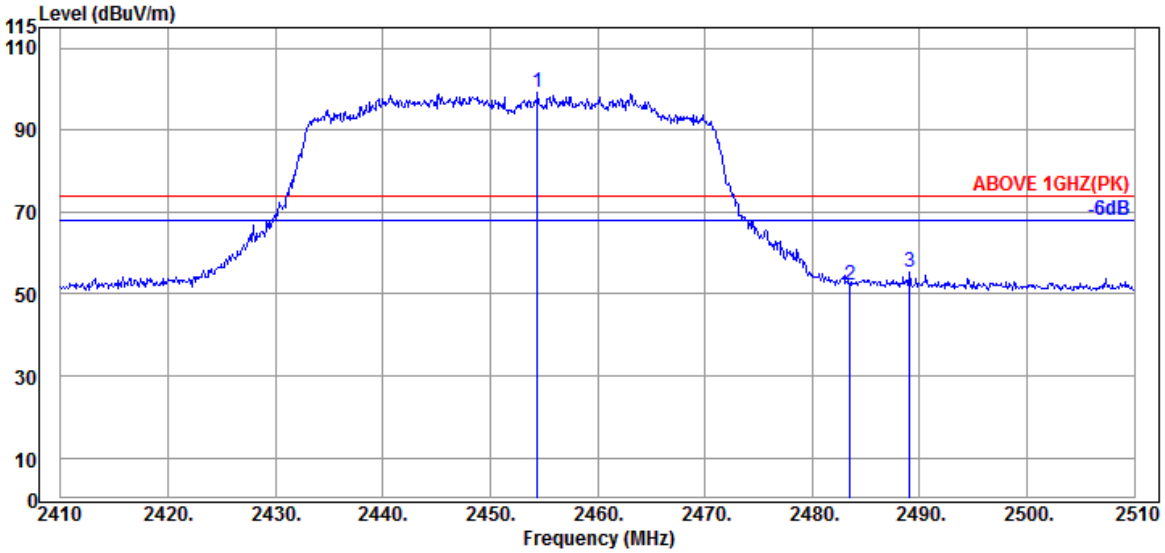

Antenna at Horizontal Polarization

Emission Frequency (MHz)	Antenna Factor (dB/m)	Cable Loss (dB)	Preamp Gain (dB)	Read Level (dBμV)	Emission Level (dBμV/m)	Limits (dBμV/m)	Margin (dB)	Detector
@ 2454.400	32.09	5.83	34.52	95.67	99.07	---	---	Peak
2483.500	32.43	5.87	34.53	48.59	52.36	74.00	21.64	Peak
2489.100	32.51	5.88	34.53	51.51	55.37	74.00	18.63	Peak

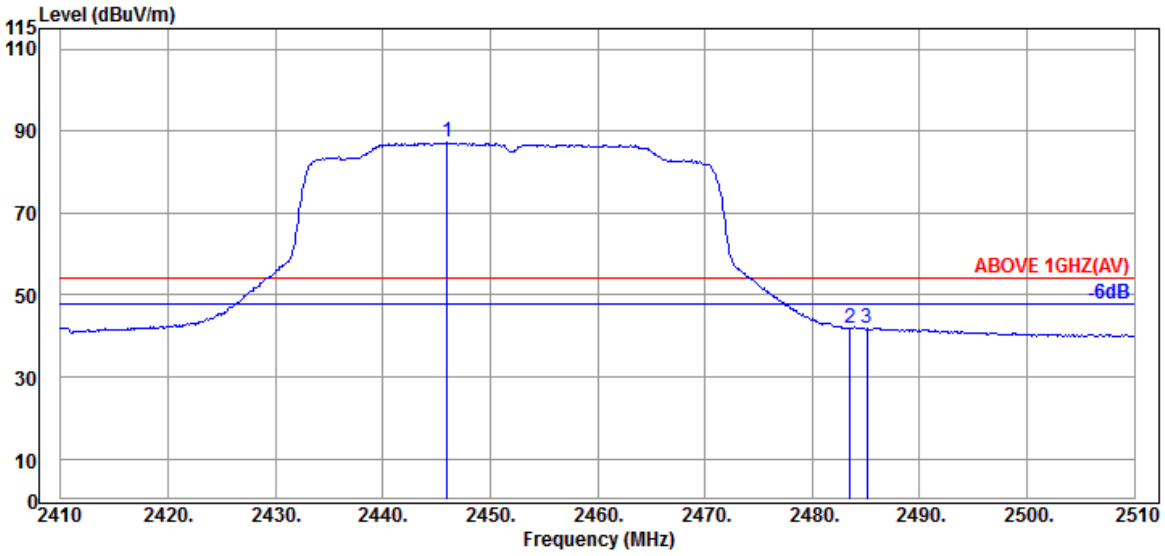

Antenna at Horizontal Polarization

Emission Frequency (MHz)	Antenna Factor (dB/m)	Cable Loss (dB)	Preamp Gain (dB)	Read Level (dBμV)	Emission Level (dBμV/m)	Limits (dBμV/m)	Margin (dB)	Detector
@ 2446.000	32.00	5.80	34.52	83.87	87.15	---	---	Average
2483.500	32.43	5.87	34.53	38.30	42.07	54.00	11.93	Average
2485.100	32.43	5.87	34.53	38.09	41.86	54.00	12.14	Average

Remark: The "@" means fundamental frequency, it is ignored in this section.

This test report may be reproduced in full only. The document may only be updated by Audix Technology Corp. personnel. Any changes will be noted in the Document History section of the report.

Audix Technology Corp.
No. 491, Zhongfu Rd., Linkou Dist.,
New Taipei City244, Taiwan

Tel: +886 2 26099301
Fax: +886 2 26099303

Mode	802.11ax-HE40	Frequency	TX 2452MHz

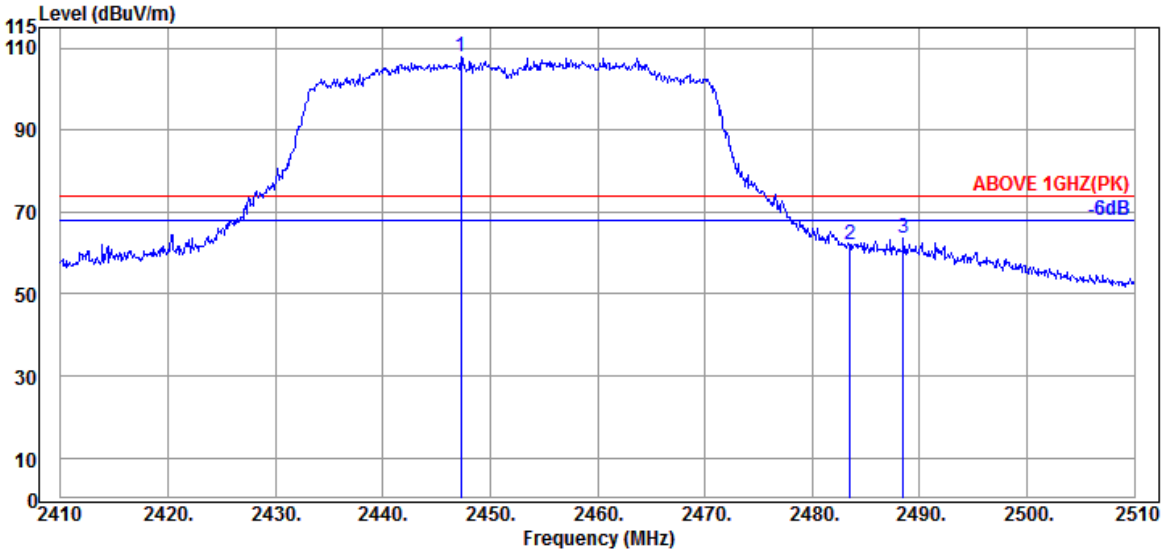

Antenna at Vertical Polarization

Emission Frequency (MHz)	Antenna Factor (dB/m)	Cable Loss (dB)	Preamp Gain (dB)	Read Level (dBμV)	Emission Level (dBμV/m)	Limits (dBμV/m)	Margin (dB)	Detector
@ 2447.300	32.00	5.81	34.52	104.57	107.86	---	---	Peak
2483.500	32.43	5.87	34.53	58.25	62.02	74.00	11.98	Peak
2488.500	32.43	5.87	34.53	59.68	63.45	74.00	10.55	Peak

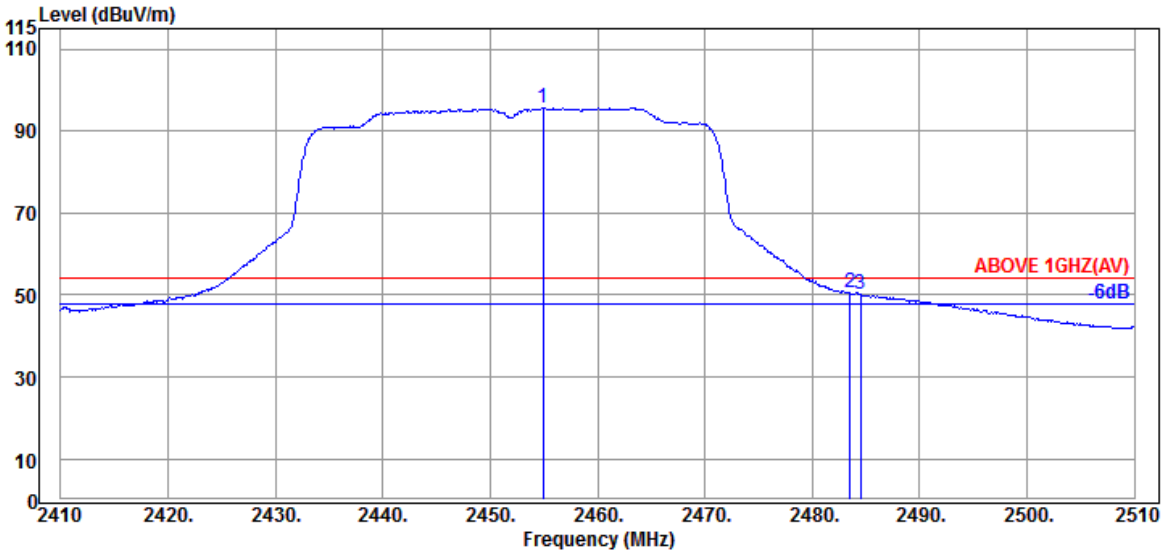

Antenna at Vertical Polarization

Emission Frequency (MHz)	Antenna Factor (dB/m)	Cable Loss (dB)	Preamp Gain (dB)	Read Level (dBμV)	Emission Level (dBμV/m)	Limits (dBμV/m)	Margin (dB)	Detector
@ 2454.900	32.09	5.83	34.52	92.26	95.66	---	---	Average
2483.500	32.43	5.87	34.53	46.68	50.45	54.00	3.55	Average
2484.500	32.43	5.87	34.53	46.44	50.21	54.00	3.79	Average

Remark: The "@" means fundamental frequency, it is ignored in this section.

This test report may be reproduced in full only. The document may only be updated by Audix Technology Corp. personnel. Any changes will be noted in the Document History section of the report.

Audix Technology Corp.
No. 491, Zhongfu Rd., Linkou Dist.,
New Taipei City244, Taiwan

Tel: +886 2 26099301
Fax: +886 2 26099303

Mode	802.11ax-HE40	Frequency	TX 2457MHz

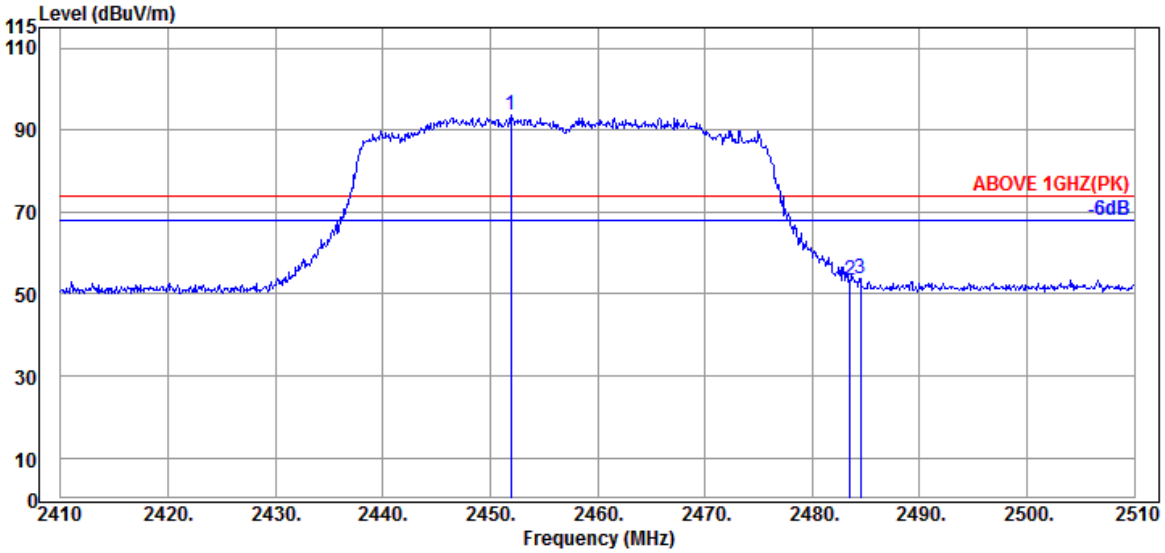

Antenna at Horizontal Polarization

Emission Frequency (MHz)	Antenna Factor (dB/m)	Cable Loss (dB)	Preamp Gain (dB)	Read Level (dBμV)	Emission Level (dBμV/m)	Limits (dBμV/m)	Margin (dB)	Detector
@ 2451.900	32.00	5.81	34.52	90.21	93.50	---	---	Peak
2483.500	32.43	5.87	34.53	49.48	53.25	74.00	20.75	Peak
2484.500	32.43	5.87	34.53	49.95	53.72	74.00	20.28	Peak

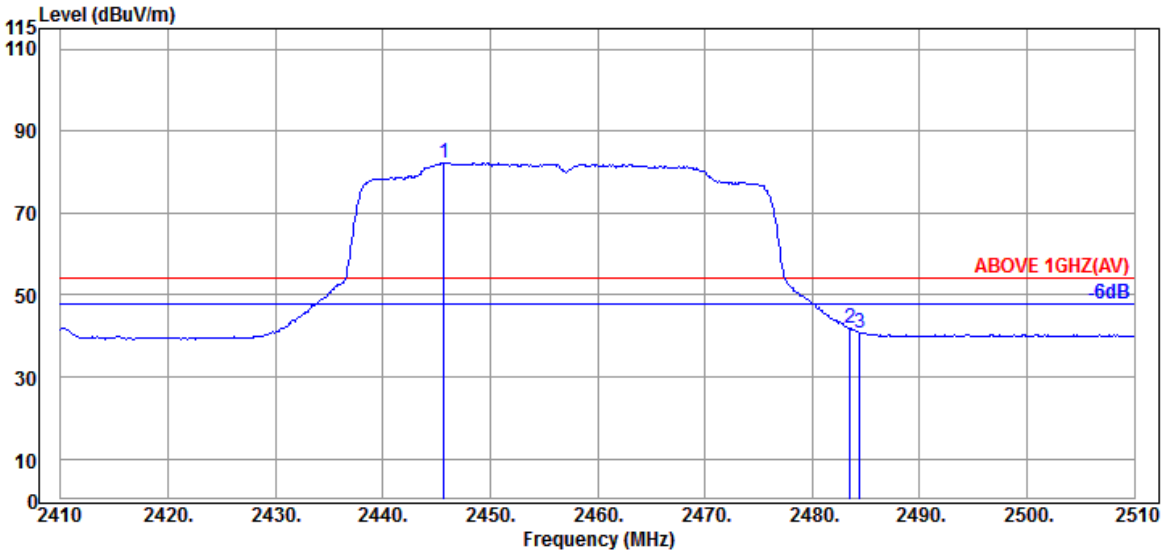

Antenna at Horizontal Polarization

Emission Frequency (MHz)	Antenna Factor (dB/m)	Cable Loss (dB)	Preamp Gain (dB)	Read Level (dBμV)	Emission Level (dBμV/m)	Limits (dBμV/m)	Margin (dB)	Detector
@ 2445.700	32.00	5.80	34.52	79.11	82.39	---	---	Average
2483.500	32.43	5.87	34.53	37.94	41.71	54.00	12.29	Average
2484.400	32.43	5.87	34.53	37.06	40.83	54.00	13.17	Average

Remark: The "@" means fundamental frequency, it is ignored in this section.

This test report may be reproduced in full only. The document may only be updated by Audix Technology Corp. personnel. Any changes will be noted in the Document History section of the report.

Audix Technology Corp.
No. 491, Zhongfu Rd., Linkou Dist.,
New Taipei City244, Taiwan

Tel: +886 2 26099301
Fax: +886 2 26099303

Mode	802.11ax-HE40	Frequency	TX 2457MHz

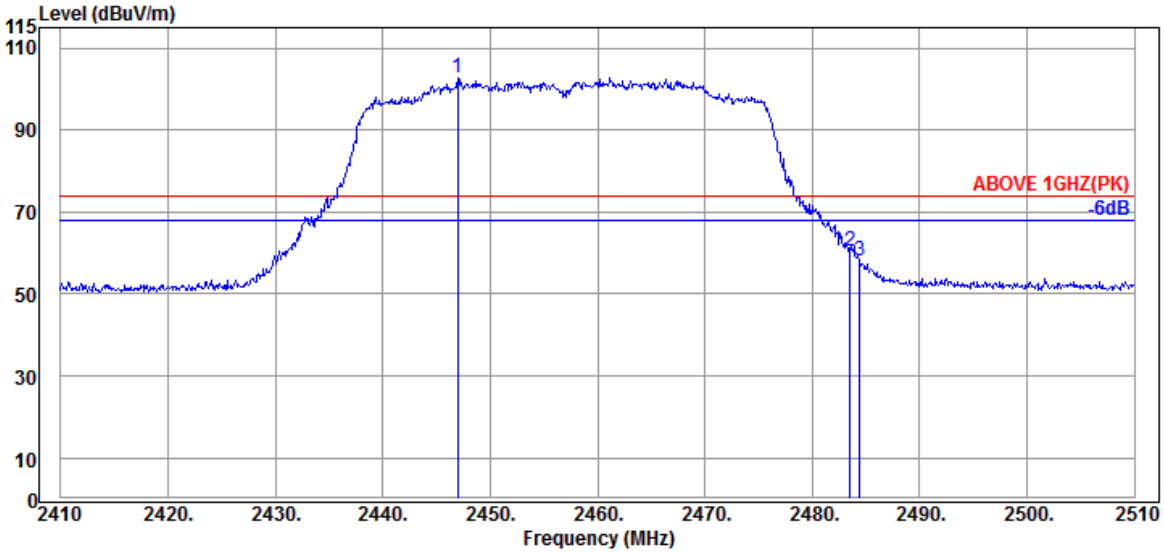

Antenna at Vertical Polarization

Emission Frequency (MHz)	Antenna Factor (dB/m)	Cable Loss (dB)	Preamp Gain (dB)	Read Level (dBμV)	Emission Level (dBμV/m)	Limits (dBμV/m)	Margin (dB)	Detector
@ 2447.000	32.00	5.81	34.52	99.40	102.69	---	---	Peak
2483.500	32.43	5.87	34.53	56.76	60.53	74.00	13.47	Peak
2484.400	32.43	5.87	34.53	54.14	57.91	74.00	16.09	Peak

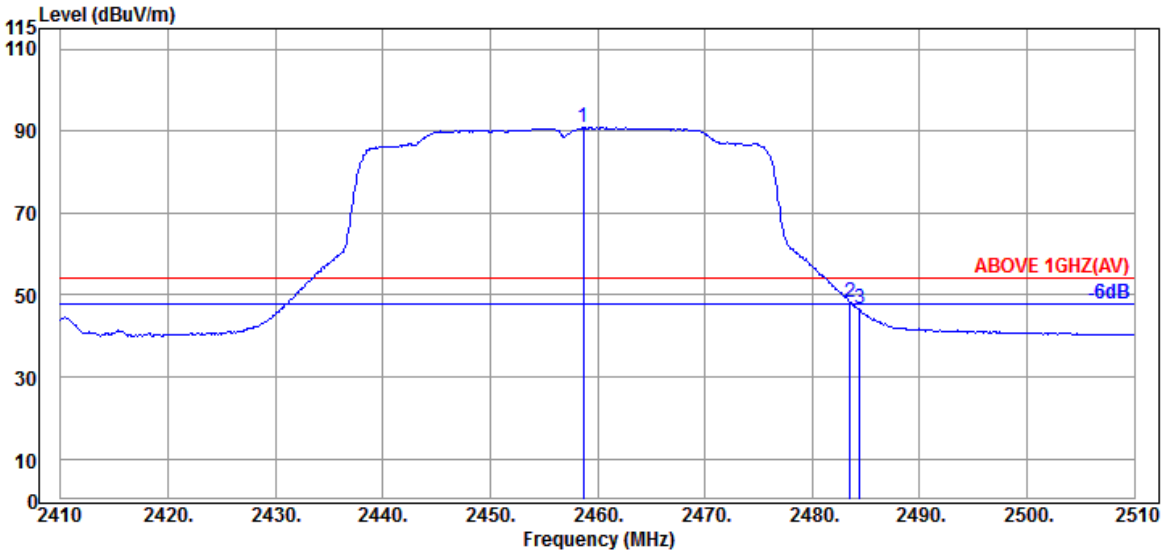

Antenna at Vertical Polarization

Emission Frequency (MHz)	Antenna Factor (dB/m)	Cable Loss (dB)	Preamp Gain (dB)	Read Level (dBμV)	Emission Level (dBμV/m)	Limits (dBμV/m)	Margin (dB)	Detector
@ 2458.700	32.09	5.83	34.52	87.53	90.93	---	---	Average
2483.500	32.43	5.87	34.53	44.48	48.25	54.00	5.75	Average
2484.400	32.43	5.87	34.53	42.69	46.46	54.00	7.54	Average

Remark: The "@" means fundamental frequency, it is ignored in this section.

This test report may be reproduced in full only. The document may only be updated by Audix Technology Corp. personnel. Any changes will be noted in the Document History section of the report.

Audix Technology Corp.
No. 491, Zhongfu Rd., Linkou Dist.,
New Taipei City244, Taiwan

Tel: +886 2 26099301
Fax: +886 2 26099303

Mode	802.11ax-HE40	Frequency	TX 2462MHz

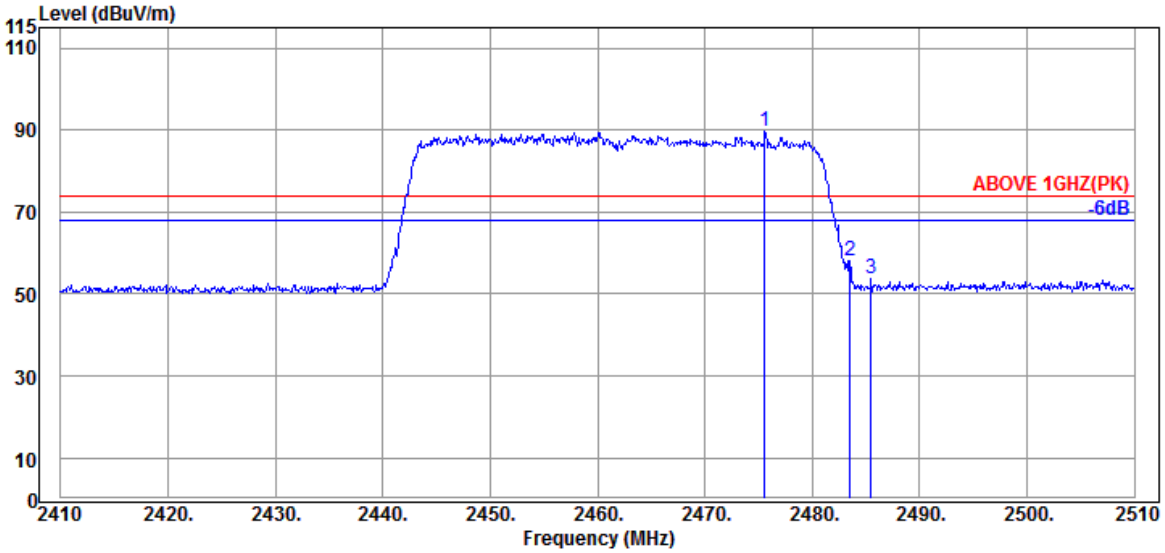

Antenna at Horizontal Polarization

Emission Frequency (MHz)	Antenna Factor (dB/m)	Cable Loss (dB)	Preamp Gain (dB)	Read Level (dBμV)	Emission Level (dBμV/m)	Limits (dBμV/m)	Margin (dB)	Detector
@ 2475.600	32.34	5.86	34.53	85.99	89.66	---	---	Peak
2483.500	32.43	5.87	34.53	54.30	58.07	74.00	15.93	Peak
2485.500	32.43	5.87	34.53	49.81	53.58	74.00	20.42	Peak

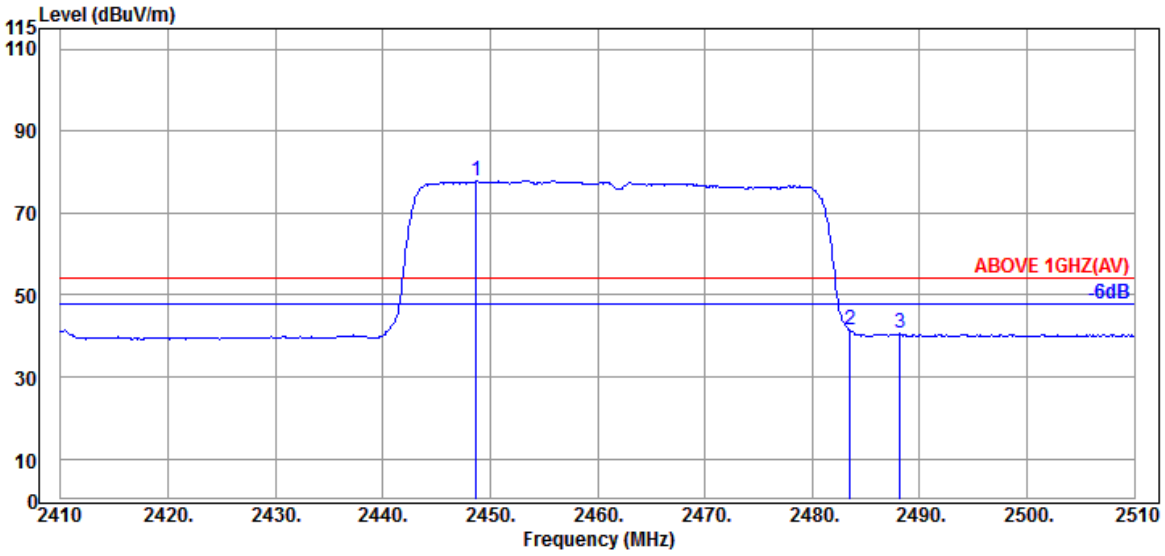

Antenna at Horizontal Polarization

Emission Frequency (MHz)	Antenna Factor (dB/m)	Cable Loss (dB)	Preamp Gain (dB)	Read Level (dBμV)	Emission Level (dBμV/m)	Limits (dBμV/m)	Margin (dB)	Detector
@ 2448.700	32.00	5.81	34.52	74.54	77.83	---	---	Average
2483.500	32.43	5.87	34.53	37.53	41.30	54.00	12.70	Average
2488.200	32.43	5.87	34.53	36.77	40.54	54.00	13.46	Average

Remark: The "@" means fundamental frequency, it is ignored in this section.

This test report may be reproduced in full only. The document may only be updated by Audix Technology Corp. personnel. Any changes will be noted in the Document History section of the report.

Audix Technology Corp.
No. 491, Zhongfu Rd., Linkou Dist.,
New Taipei City244, Taiwan

Tel: +886 2 26099301
Fax: +886 2 26099303

Mode	802.11ax-HE40	Frequency	TX 2462MHz

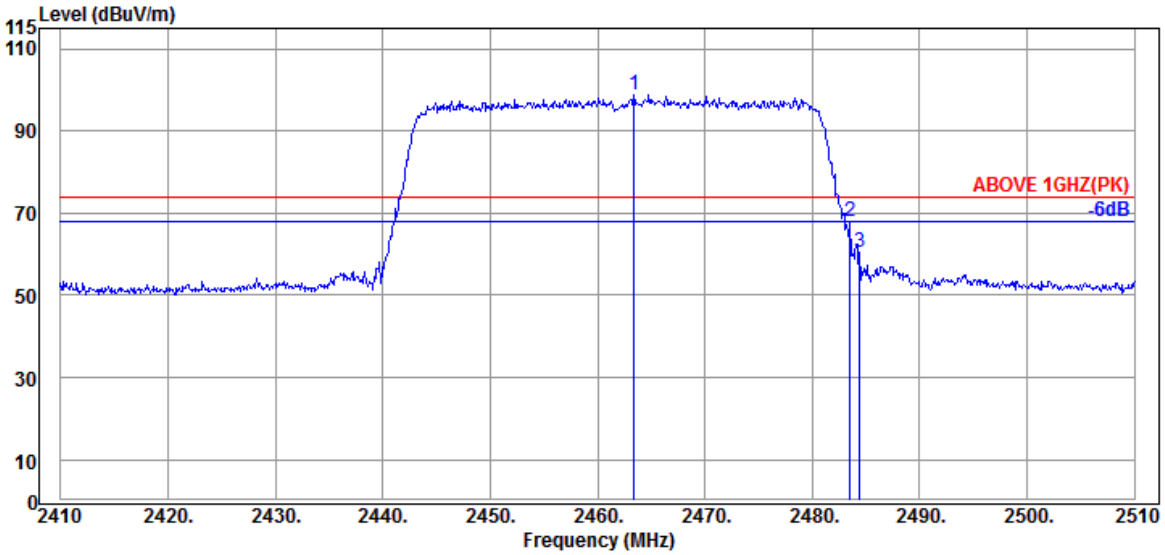

Antenna at Vertical Polarization

Emission Frequency (MHz)	Antenna Factor (dB/m)	Cable Loss (dB)	Preamp Gain (dB)	Read Level (dBμV)	Emission Level (dBμV/m)	Limits (dBμV/m)	Margin (dB)	Detector
@ 2463.400	32.17	5.84	34.52	95.41	98.90	---	---	Peak
2483.500	32.43	5.87	34.53	64.16	67.93	74.00	6.07	Peak
2484.400	32.43	5.87	34.53	56.58	60.35	74.00	13.65	Peak

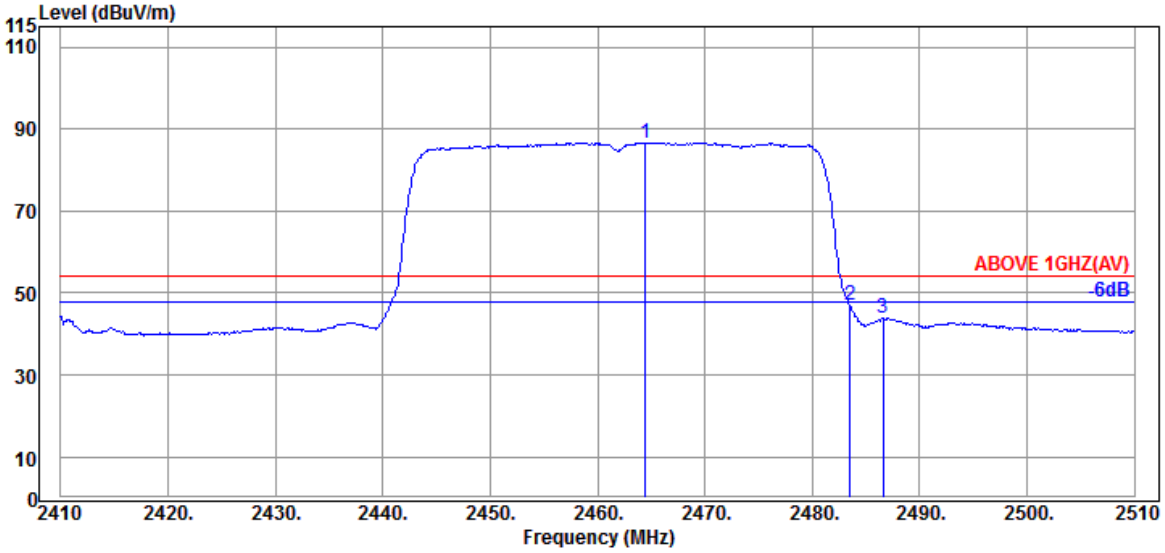

Antenna at Vertical Polarization

Emission Frequency (MHz)	Antenna Factor (dB/m)	Cable Loss (dB)	Preamp Gain (dB)	Read Level (dBμV)	Emission Level (dBμV/m)	Limits (dBμV/m)	Margin (dB)	Detector
@ 2464.500	32.17	5.84	34.52	83.22	86.71	---	---	Average
2483.500	32.43	5.87	34.53	43.45	47.22	54.00	6.78	Average
2486.600	32.43	5.87	34.53	40.11	43.88	54.00	10.12	Average

Remark: The "@" means fundamental frequency, it is ignored in this section.

This test report may be reproduced in full only. The document may only be updated by Audix Technology Corp. personnel. Any changes will be noted in the Document History section of the report.

Audix Technology Corp.
No. 491, Zhongfu Rd., Linkou Dist.,
New Taipei City244, Taiwan

Tel: +886 2 26099301
Fax: +886 2 26099303

Mode	802.11ax-HE20	Frequency	TX 2412MHz
		RU Configuration	26/0

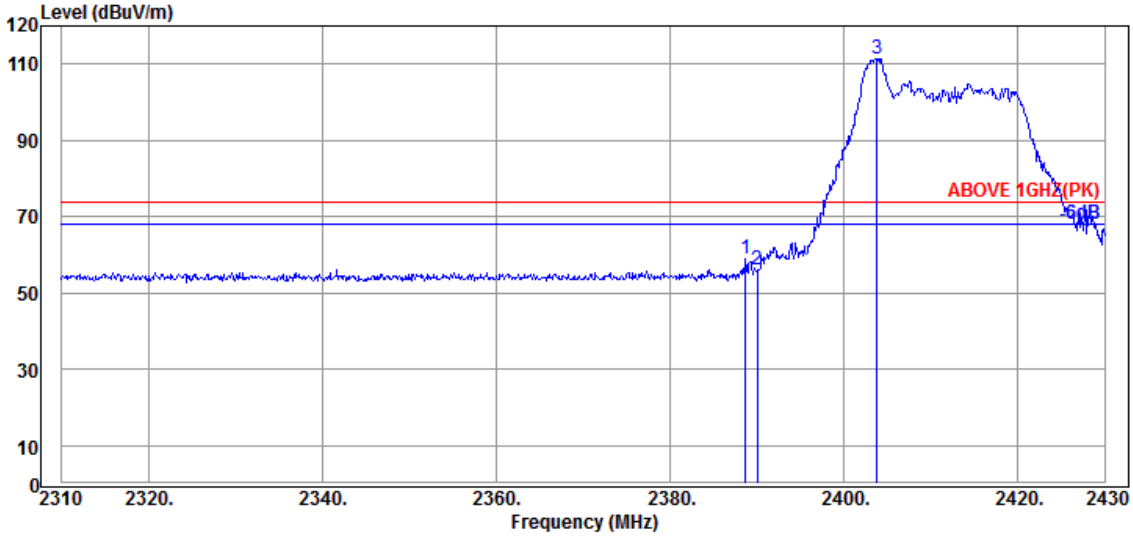

Antenna at Horizontal Polarization

	Emission Frequency (MHz)	Antenna Factor (dB/m)	Cable Loss (dB)	Preamp Gain (dB)	Read Level (dBμV)	Emission Level (dBμV/m)	Limits (dBμV/m)	Margin (dB)	Detector
	2388.720	32.00	5.72	34.51	55.58	58.79	74.00	15.21	Peak
	2390.040	32.00	5.72	34.51	52.94	56.15	74.00	17.85	Peak
@	2403.840	32.00	5.74	34.51	108.31	111.54	---	---	Peak

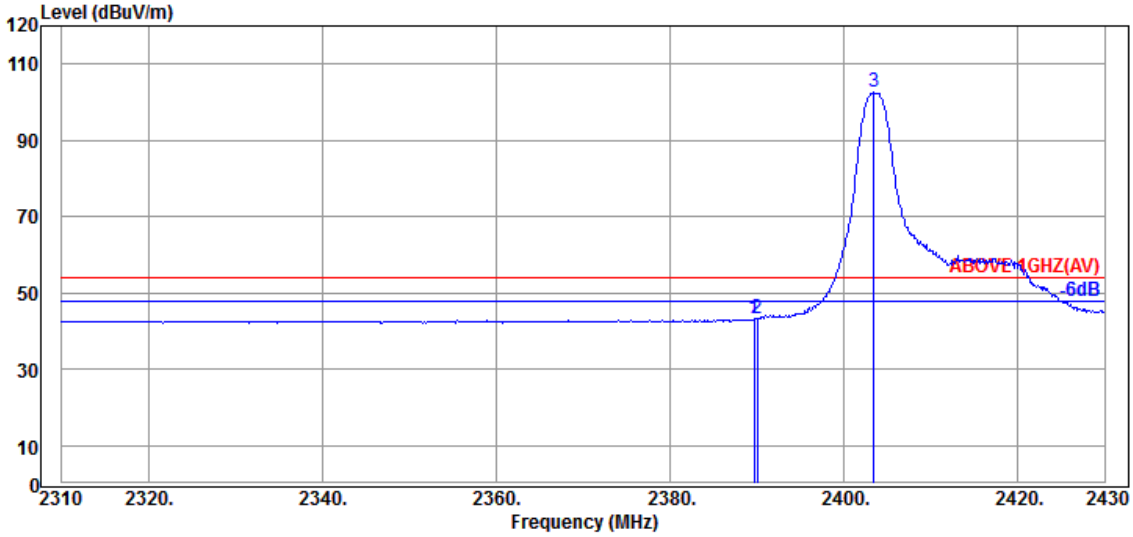

Antenna at Horizontal Polarization

	Emission Frequency (MHz)	Antenna Factor (dB/m)	Cable Loss (dB)	Preamp Gain (dB)	Read Level (dBμV)	Emission Level (dBμV/m)	Limits (dBμV/m)	Margin (dB)	Detector
	2389.680	32.00	5.72	34.51	40.11	43.32	54.00	10.68	Average
	2390.040	32.00	5.72	34.51	39.96	43.17	54.00	10.83	Average
@	2403.480	32.00	5.74	34.51	99.34	102.57	---	---	Average

Remark: The "@" means fundamental frequency, it is ignored in this section.

This test report may be reproduced in full only. The document may only be updated by Audix Technology Corp. personnel. Any changes will be noted in the Document History section of the report.

Audix Technology Corp.
No. 491, Zhongfu Rd., Linkou Dist.,
New Taipei City244, Taiwan

Tel: +886 2 26099301
Fax: +886 2 26099303

Mode	802.11ax-HE20	Frequency	TX 2412MHz
		RU Configuration	26/0

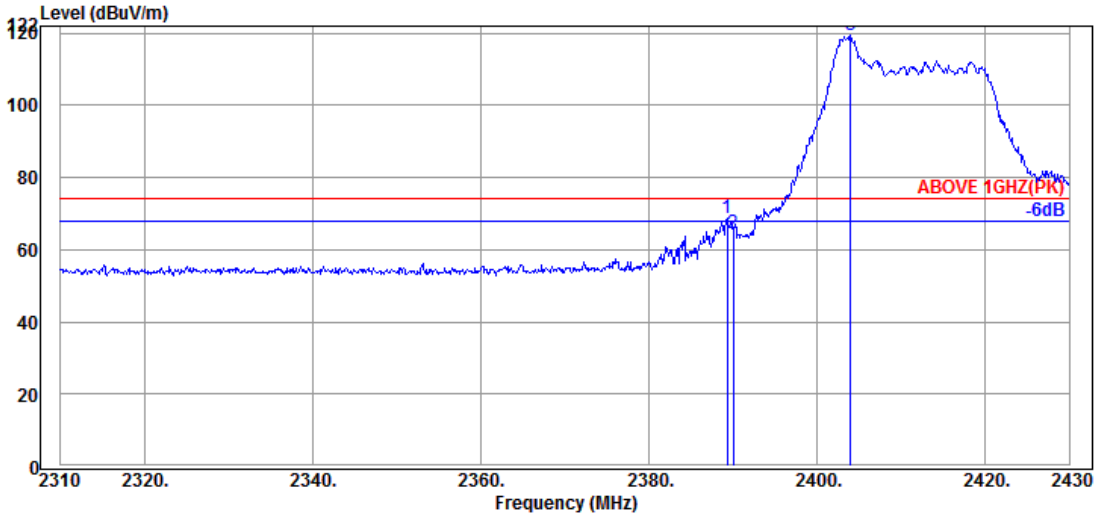

Antenna at Vertical Polarization

	Emission Frequency (MHz)	Antenna Factor (dB/m)	Cable Loss (dB)	Preamp Gain (dB)	Read Level (dBμV)	Emission Level (dBμV/m)	Limits (dBμV/m)	Margin (dB)	Detector
	2389.320	32.00	5.72	34.51	65.51	68.72	74.00	5.28	Peak
	2390.040	32.00	5.72	34.51	61.36	64.57	74.00	9.43	Peak
@	2403.960	32.00	5.74	34.51	116.07	119.30	---	---	Peak

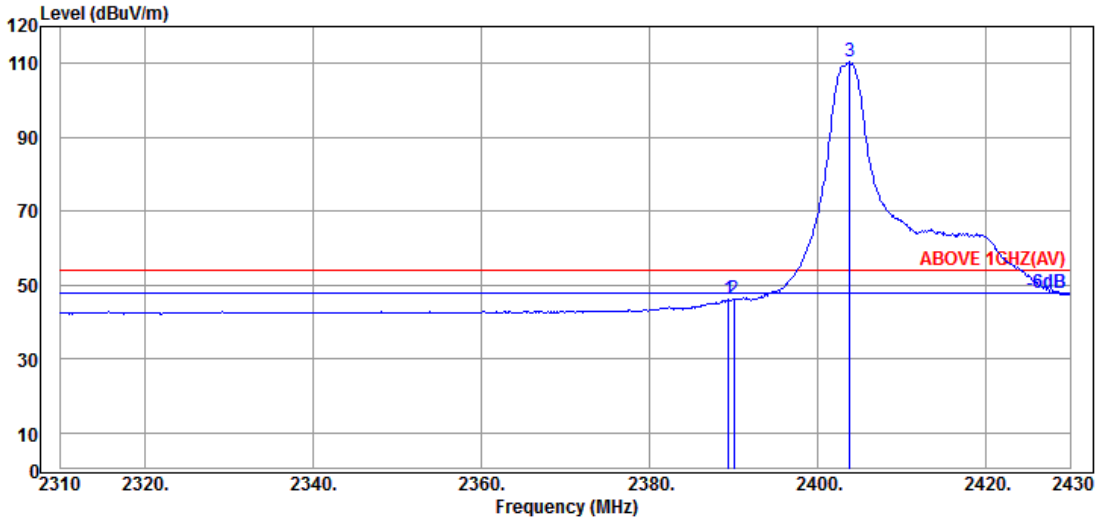

Antenna at Vertical Polarization

	Emission Frequency (MHz)	Antenna Factor (dB/m)	Cable Loss (dB)	Preamp Gain (dB)	Read Level (dBμV)	Emission Level (dBμV/m)	Limits (dBμV/m)	Margin (dB)	Detector
	2389.440	32.00	5.72	34.51	42.87	46.08	54.00	7.92	Average
	2390.040	32.00	5.72	34.51	42.96	46.17	54.00	7.83	Average
@	2403.840	32.00	5.74	34.51	107.14	110.37	---	---	Average

Remark: The "@" means fundamental frequency, it is ignored in this section.

This test report may be reproduced in full only. The document may only be updated by Audix Technology Corp. personnel. Any changes will be noted in the Document History section of the report.

Audix Technology Corp.
No. 491, Zhongfu Rd., Linkou Dist.,
New Taipei City244, Taiwan

Tel: +886 2 26099301
Fax: +886 2 26099303

Mode	802.11ax-HE20	Frequency	TX 2412MHz
		RU Configuration	52/37

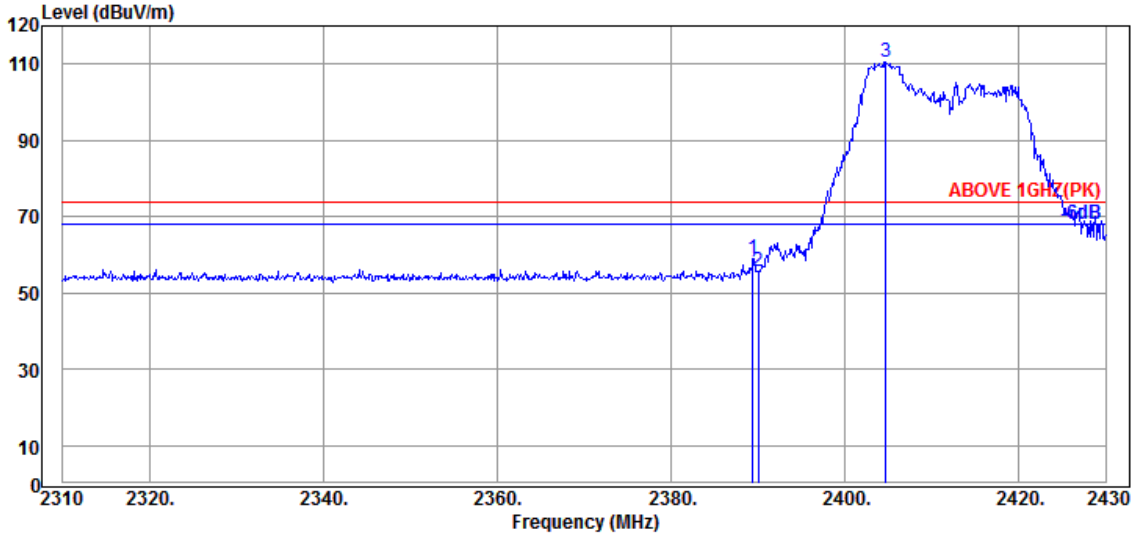

Antenna at Horizontal Polarization

	Emission Frequency (MHz)	Antenna Factor (dB/m)	Cable Loss (dB)	Preamp Gain (dB)	Read Level (dBμV)	Emission Level (dBμV/m)	Limits (dBμV/m)	Margin (dB)	Detector
	2389.440	32.00	5.72	34.51	55.73	58.94	74.00	15.06	Peak
	2390.040	32.00	5.72	34.51	52.58	55.79	74.00	18.21	Peak
@	2404.680	32.00	5.75	34.51	107.26	110.50	---	---	Peak

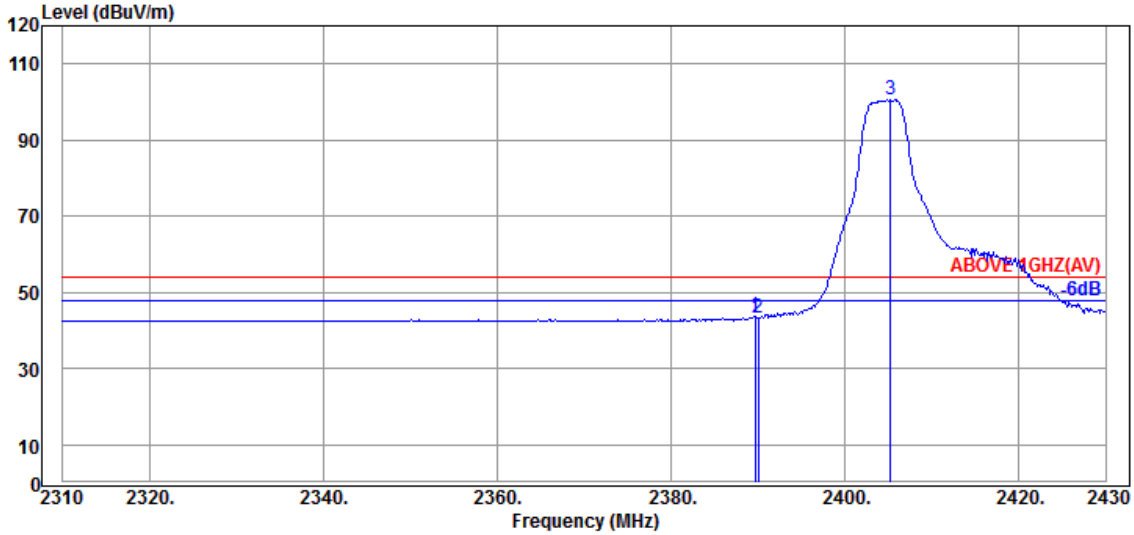

Antenna at Horizontal Polarization

	Emission Frequency (MHz)	Antenna Factor (dB/m)	Cable Loss (dB)	Preamp Gain (dB)	Read Level (dBμV)	Emission Level (dBμV/m)	Limits (dBμV/m)	Margin (dB)	Detector
	2389.680	32.00	5.72	34.51	40.56	43.77	54.00	10.23	Average
	2390.040	32.00	5.72	34.51	40.06	43.27	54.00	10.73	Average
@	2405.280	32.00	5.75	34.51	97.39	100.63	---	---	Average

Remark: The "@" means fundamental frequency, it is ignored in this section.

This test report may be reproduced in full only. The document may only be updated by Audix Technology Corp. personnel. Any changes will be noted in the Document History section of the report.

Audix Technology Corp.
No. 491, Zhongfu Rd., Linkou Dist.,
New Taipei City244, Taiwan

Tel: +886 2 26099301
Fax: +886 2 26099303

Mode	802.11ax-HE20	Frequency	TX 2412MHz
		RU Configuration	52/37

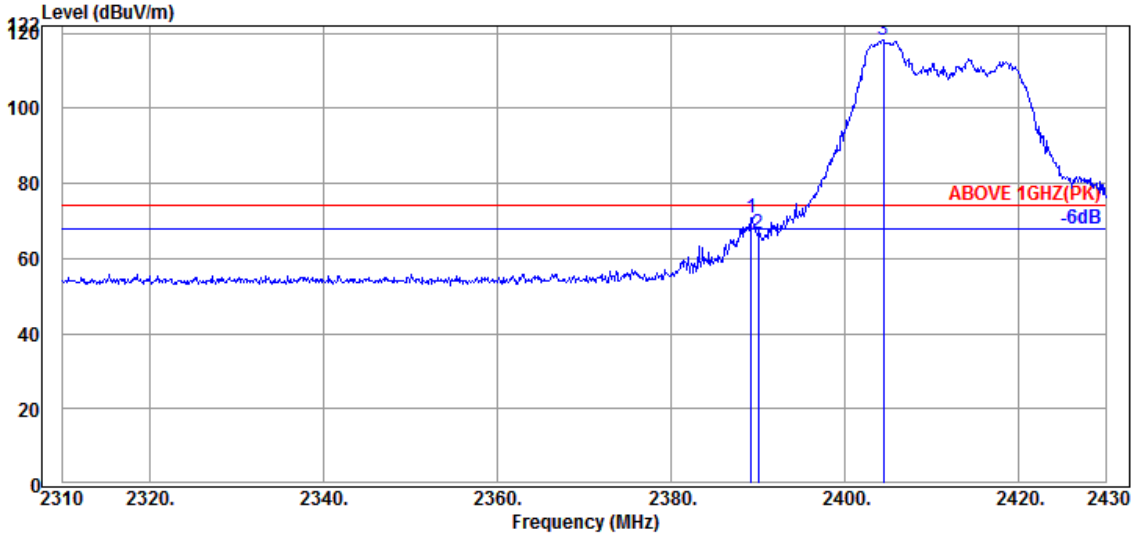

Antenna at Vertical Polarization

	Emission Frequency (MHz)	Antenna Factor (dB/m)	Cable Loss (dB)	Preamp Gain (dB)	Read Level (dBμV)	Emission Level (dBμV/m)	Limits (dBμV/m)	Margin (dB)	Detector
	2389.200	32.00	5.72	34.51	67.79	71.00	74.00	3.00	Peak
	2390.040	32.00	5.72	34.51	63.52	66.73	74.00	7.27	Peak
@	2404.440	32.00	5.75	34.51	114.99	118.23	---	---	Peak

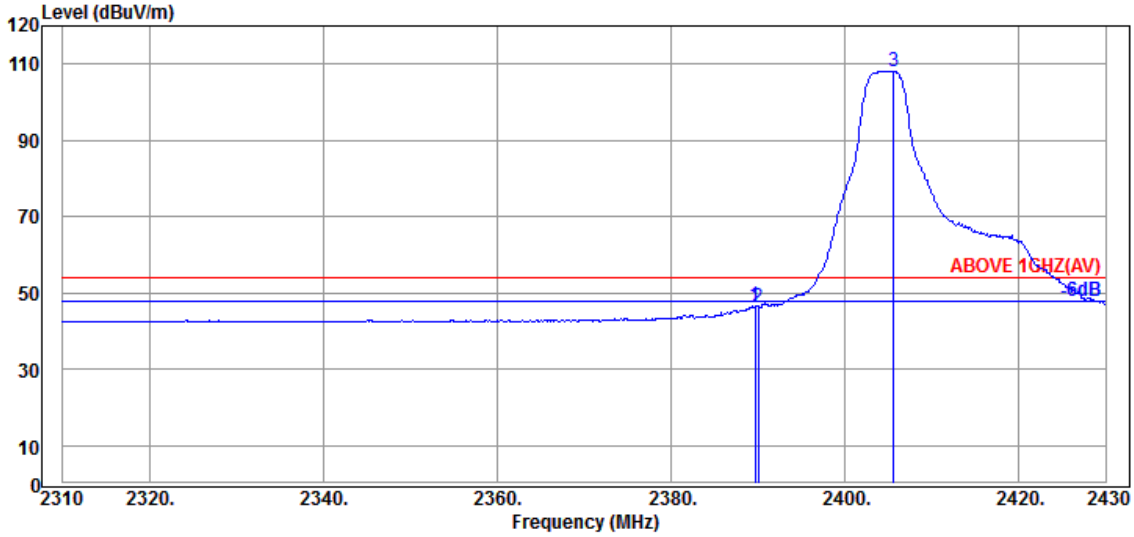

Antenna at Vertical Polarization

	Emission Frequency (MHz)	Antenna Factor (dB/m)	Cable Loss (dB)	Preamp Gain (dB)	Read Level (dBμV)	Emission Level (dBμV/m)	Limits (dBμV/m)	Margin (dB)	Detector
	2389.680	32.00	5.72	34.51	43.37	46.58	54.00	7.42	Average
	2390.040	32.00	5.72	34.51	43.12	46.33	54.00	7.67	Average
@	2405.640	32.00	5.75	34.51	104.83	108.07	---	---	Average

Remark: The "@" means fundamental frequency, it is ignored in this section.

This test report may be reproduced in full only. The document may only be updated by Audix Technology Corp. personnel. Any changes will be noted in the Document History section of the report.

Audix Technology Corp.
No. 491, Zhongfu Rd., Linkou Dist.,
New Taipei City244, Taiwan

Tel: +886 2 26099301
Fax: +886 2 26099303

Mode	802.11ax-HE20	Frequency	TX 2412MHz
		RU Configuration	106/53

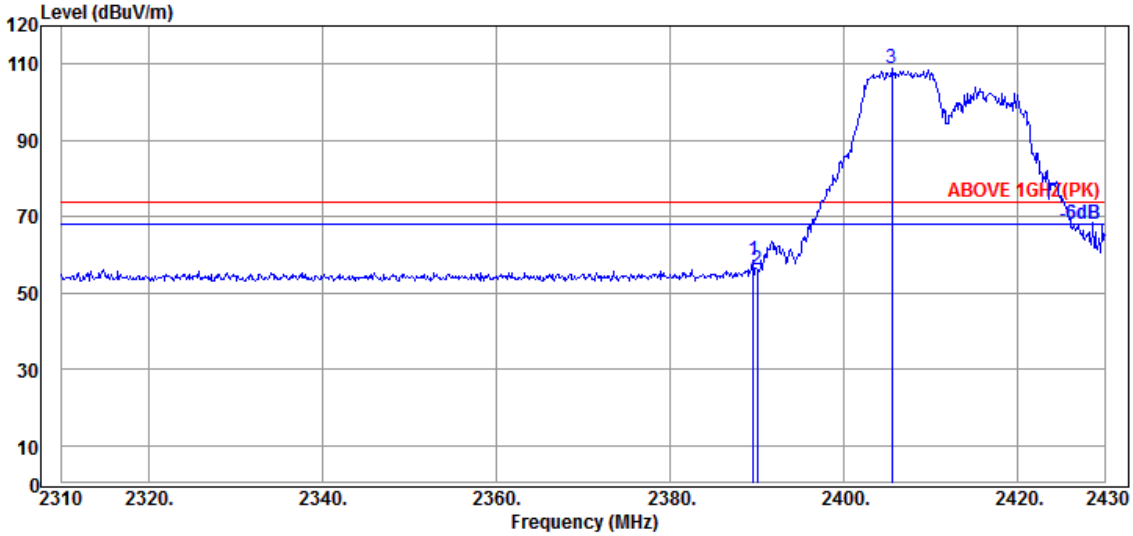

Antenna at Horizontal Polarization

	Emission Frequency (MHz)	Antenna Factor (dB/m)	Cable Loss (dB)	Preamp Gain (dB)	Read Level (dBμV)	Emission Level (dBμV/m)	Limits (dBμV/m)	Margin (dB)	Detector
	2389.560	32.00	5.72	34.51	55.46	58.67	74.00	15.33	Peak
	2390.040	32.00	5.72	34.51	52.98	56.19	74.00	17.81	Peak
@	2405.520	32.00	5.75	34.51	105.69	108.93	---	---	Peak

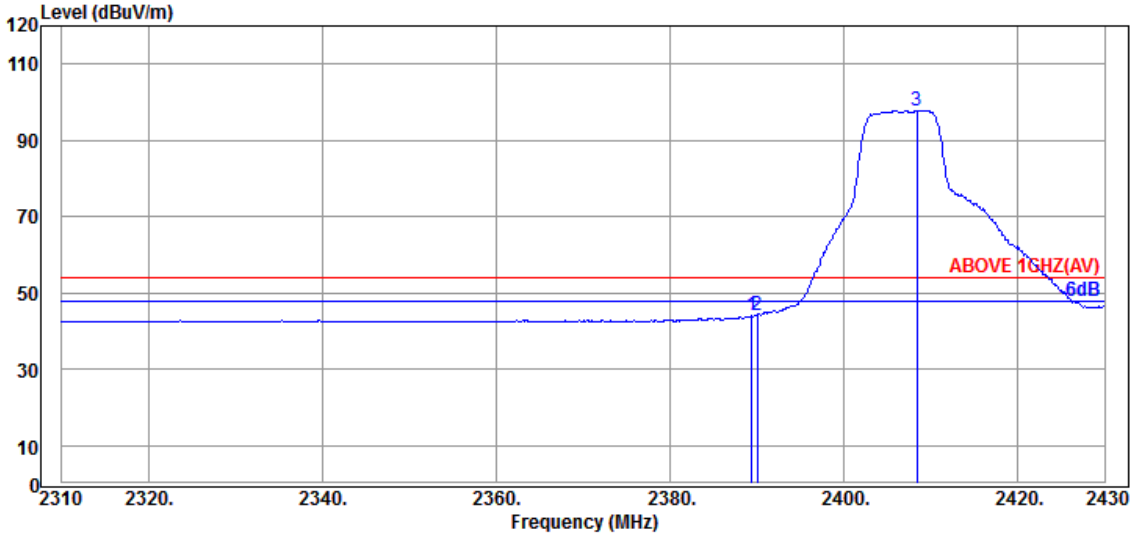

Antenna at Horizontal Polarization

	Emission Frequency (MHz)	Antenna Factor (dB/m)	Cable Loss (dB)	Preamp Gain (dB)	Read Level (dBμV)	Emission Level (dBμV/m)	Limits (dBμV/m)	Margin (dB)	Detector
	2389.440	32.00	5.72	34.51	40.80	44.01	54.00	9.99	Average
	2390.040	32.00	5.72	34.51	40.78	43.99	54.00	10.01	Average
@	2408.400	32.00	5.75	34.51	94.56	97.80	---	---	Average

Remark: The "@" means fundamental frequency, it is ignored in this section.

This test report may be reproduced in full only. The document may only be updated by Audix Technology Corp. personnel. Any changes will be noted in the Document History section of the report.

Audix Technology Corp.
No. 491, Zhongfu Rd., Linkou Dist.,
New Taipei City244, Taiwan

Tel: +886 2 26099301
Fax: +886 2 26099303

Mode	802.11ax-HE20	Frequency	TX 2412MHz
		RU Configuration	106/53

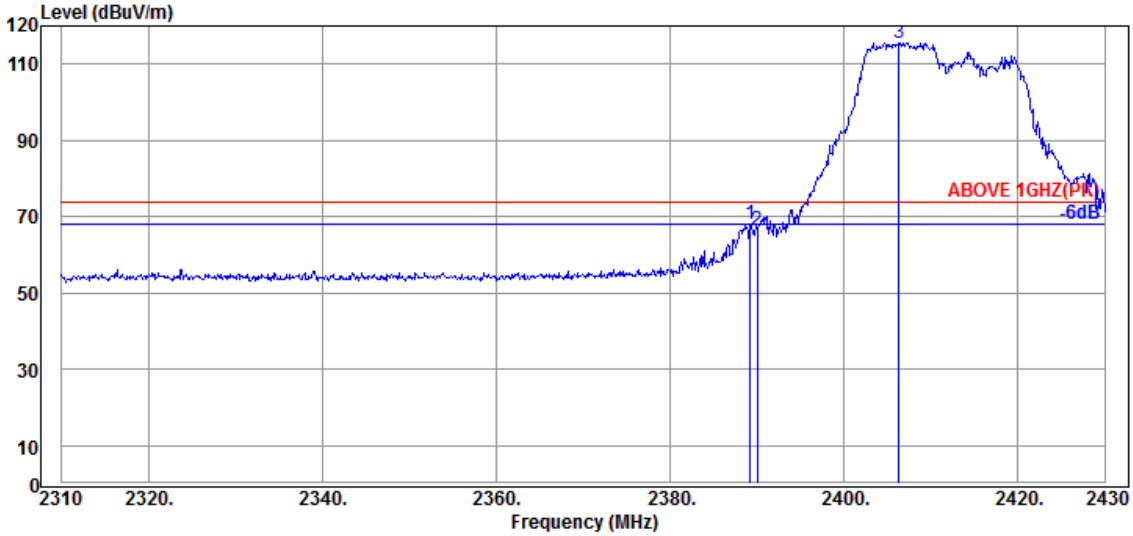

Antenna at Vertical Polarization

	Emission Frequency (MHz)	Antenna Factor (dB/m)	Cable Loss (dB)	Preamp Gain (dB)	Read Level (dBμV)	Emission Level (dBμV/m)	Limits (dBμV/m)	Margin (dB)	Detector
	2389.200	32.00	5.72	34.51	64.64	67.85	74.00	6.15	Peak
	2390.040	32.00	5.72	34.51	63.12	66.33	74.00	7.67	Peak
@	2406.360	32.00	5.75	34.51	112.41	115.65	---	---	Peak

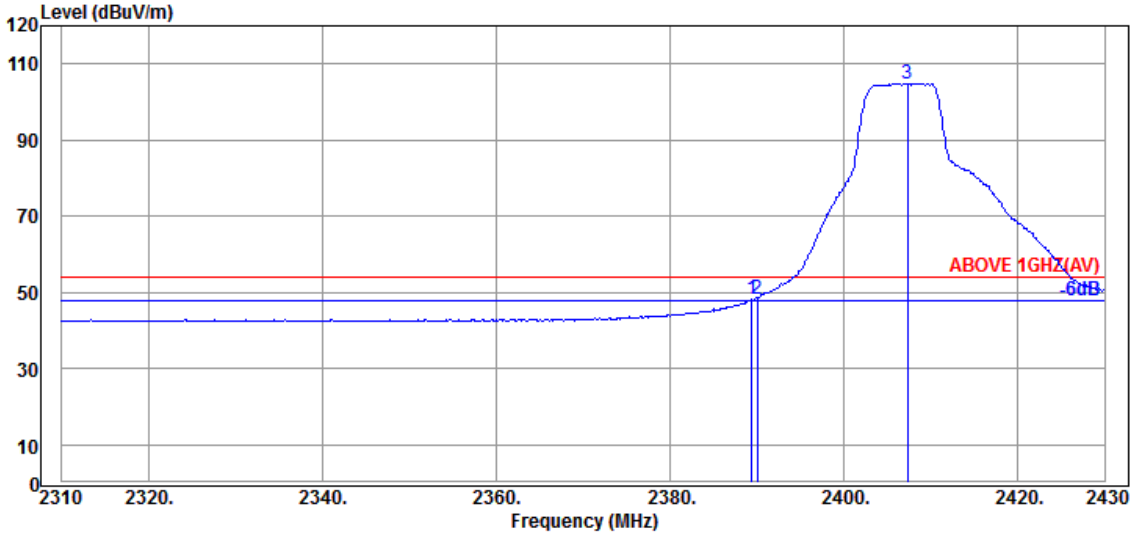

Antenna at Vertical Polarization

	Emission Frequency (MHz)	Antenna Factor (dB/m)	Cable Loss (dB)	Preamp Gain (dB)	Read Level (dBμV)	Emission Level (dBμV/m)	Limits (dBμV/m)	Margin (dB)	Detector
	2389.440	32.00	5.72	34.51	45.01	48.22	54.00	5.78	Average
	2390.040	32.00	5.72	34.51	45.24	48.45	54.00	5.55	Average
@	2407.320	32.00	5.75	34.51	101.68	104.92	---	---	Average

Remark: The "@" means fundamental frequency, it is ignored in this section.

This test report may be reproduced in full only. The document may only be updated by Audix Technology Corp. personnel. Any changes will be noted in the Document History section of the report.

Audix Technology Corp.
No. 491, Zhongfu Rd., Linkou Dist.,
New Taipei City244, Taiwan

Tel: +886 2 26099301
Fax: +886 2 26099303

Mode	802.11ax-HE20	Frequency	TX 2472MHz
		RU Configuration	26/8

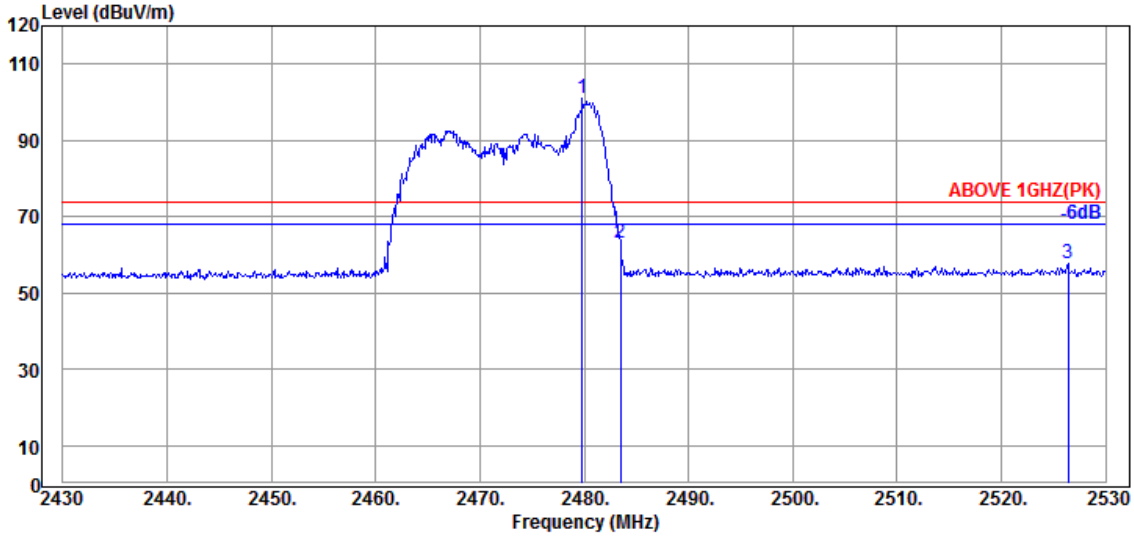

Antenna at Horizontal Polarization

	Emission Frequency (MHz)	Antenna Factor (dB/m)	Cable Loss (dB)	Preamp Gain (dB)	Read Level (dBμV)	Emission Level (dBμV/m)	Limits (dBμV/m)	Margin (dB)	Detector
@	2479.800	32.34	5.86	34.53	97.38	101.05	---	---	Peak
	2483.500	32.43	5.87	34.53	59.52	63.29	74.00	10.71	Peak
	2526.400	32.49	5.96	34.54	53.68	57.59	74.00	16.41	Peak

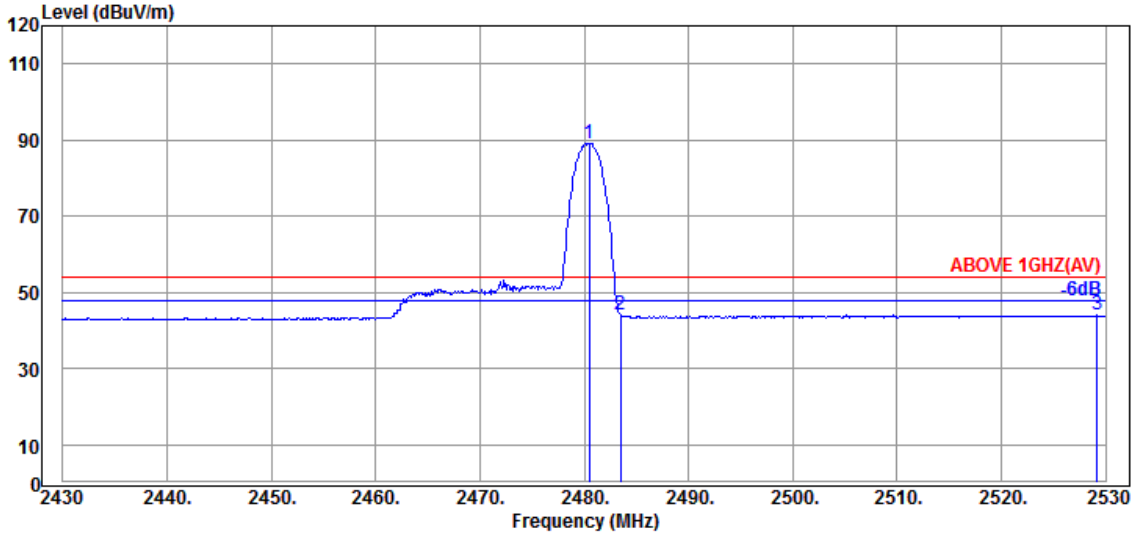

Antenna at Horizontal Polarization

	Emission Frequency (MHz)	Antenna Factor (dB/m)	Cable Loss (dB)	Preamp Gain (dB)	Read Level (dBμV)	Emission Level (dBμV/m)	Limits (dBμV/m)	Margin (dB)	Detector
@	2480.500	32.34	5.86	34.53	85.47	89.14	---	---	Average
	2483.500	32.43	5.87	34.53	40.52	44.29	54.00	9.71	Average
	2529.200	32.49	5.96	34.54	40.06	43.97	54.00	10.03	Average

Remark: The "@" means fundamental frequency, it is ignored in this section.

This test report may be reproduced in full only. The document may only be updated by Audix Technology Corp. personnel. Any changes will be noted in the Document History section of the report.

Audix Technology Corp.
No. 491, Zhongfu Rd., Linkou Dist.,
New Taipei City244, Taiwan

Tel: +886 2 26099301
Fax: +886 2 26099303

Mode	802.11ax-HE20	Frequency	TX 2472MHz
		RU Configuration	26/8

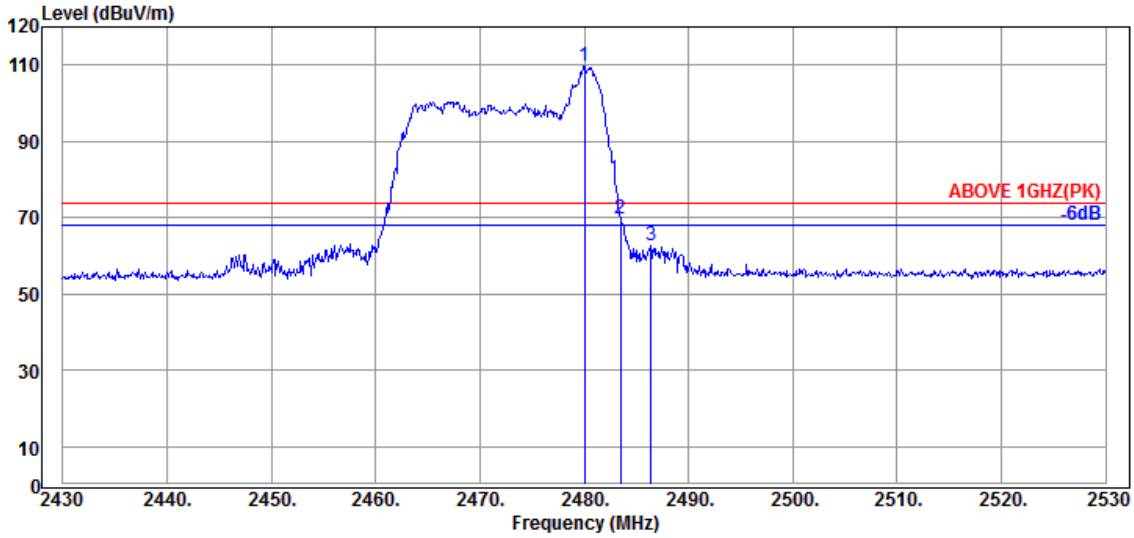

Antenna at Vertical Polarization

Emission Frequency (MHz)	Antenna Factor (dB/m)	Cable Loss (dB)	Preamp Gain (dB)	Read Level (dBμV)	Emission Level (dBμV/m)	Limits (dBμV/m)	Margin (dB)	Detector
@ 2480.000	32.34	5.86	34.53	106.20	109.87	---	---	Peak
2483.500	32.43	5.87	34.53	66.00	69.77	74.00	4.23	Peak
2486.400	32.43	5.87	34.53	58.99	62.76	74.00	11.24	Peak

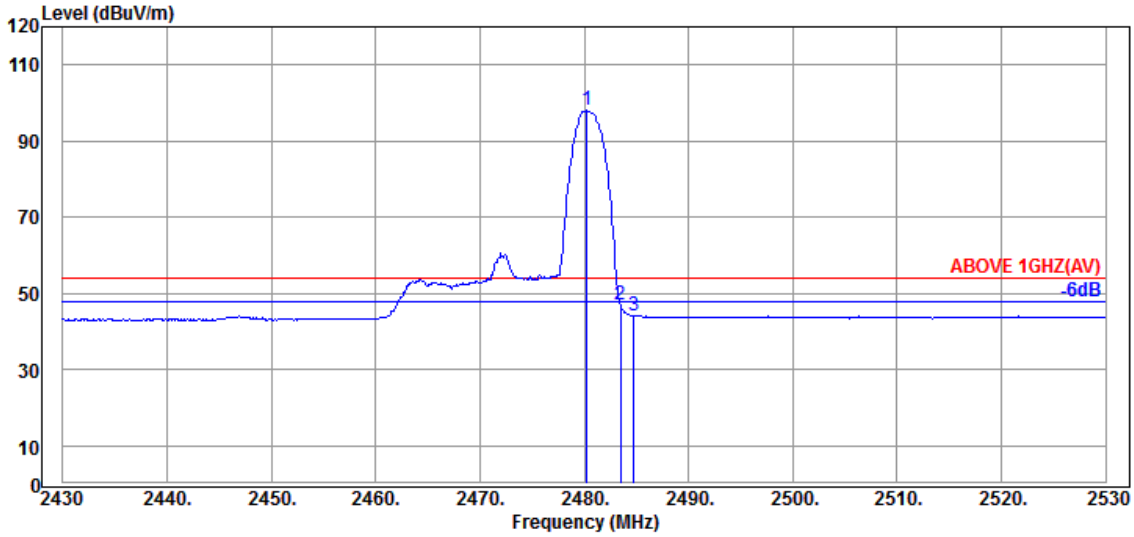

Antenna at Vertical Polarization

Emission Frequency (MHz)	Antenna Factor (dB/m)	Cable Loss (dB)	Preamp Gain (dB)	Read Level (dBμV)	Emission Level (dBμV/m)	Limits (dBμV/m)	Margin (dB)	Detector
@ 2480.300	32.34	5.86	34.53	94.38	98.05	---	---	Average
2483.500	32.43	5.87	34.53	43.18	46.95	54.00	7.05	Average
2484.800	32.43	5.87	34.53	40.53	44.30	54.00	9.70	Average

Remark: The "@" means fundamental frequency, it is ignored in this section.

This test report may be reproduced in full only. The document may only be updated by Audix Technology Corp. personnel. Any changes will be noted in the Document History section of the report.

Audix Technology Corp.
No. 491, Zhongfu Rd., Linkou Dist.,
New Taipei City244, Taiwan

Tel: +886 2 26099301
Fax: +886 2 26099303

Mode	802.11ax-HE20	Frequency	TX 2472MHz
		RU Configuration	52/40

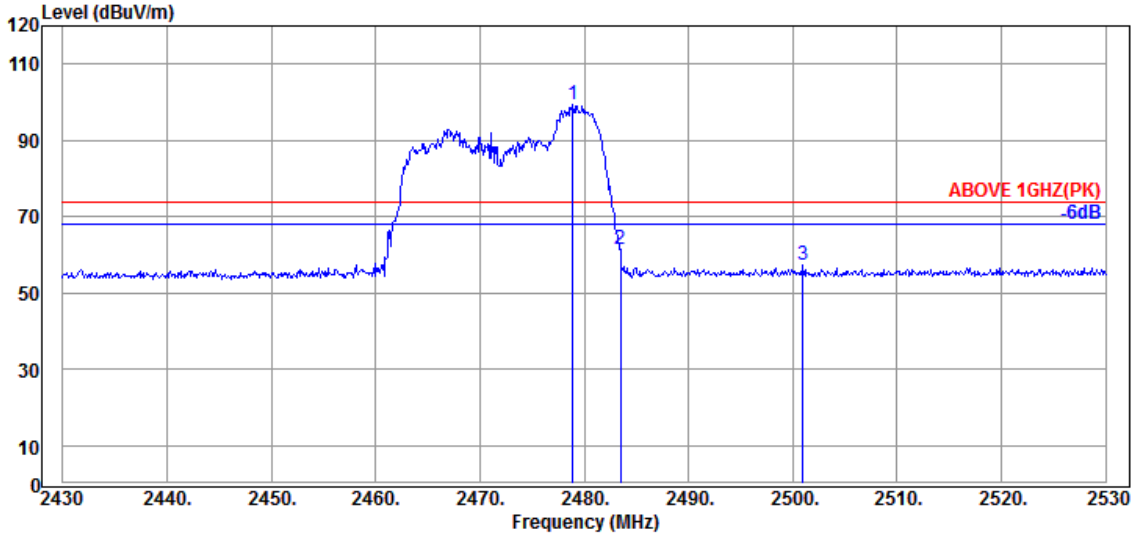

Antenna at Horizontal Polarization

Emission Frequency (MHz)	Antenna Factor (dB/m)	Cable Loss (dB)	Preamp Gain (dB)	Read Level (dBμV)	Emission Level (dBμV/m)	Limits (dBμV/m)	Margin (dB)	Detector
@ 2478.900	32.34	5.86	34.53	95.58	99.25	---	---	Peak
2483.500	32.43	5.87	34.53	57.50	61.27	74.00	12.73	Peak
2501.000	32.60	5.89	34.53	53.42	57.38	74.00	16.62	Peak

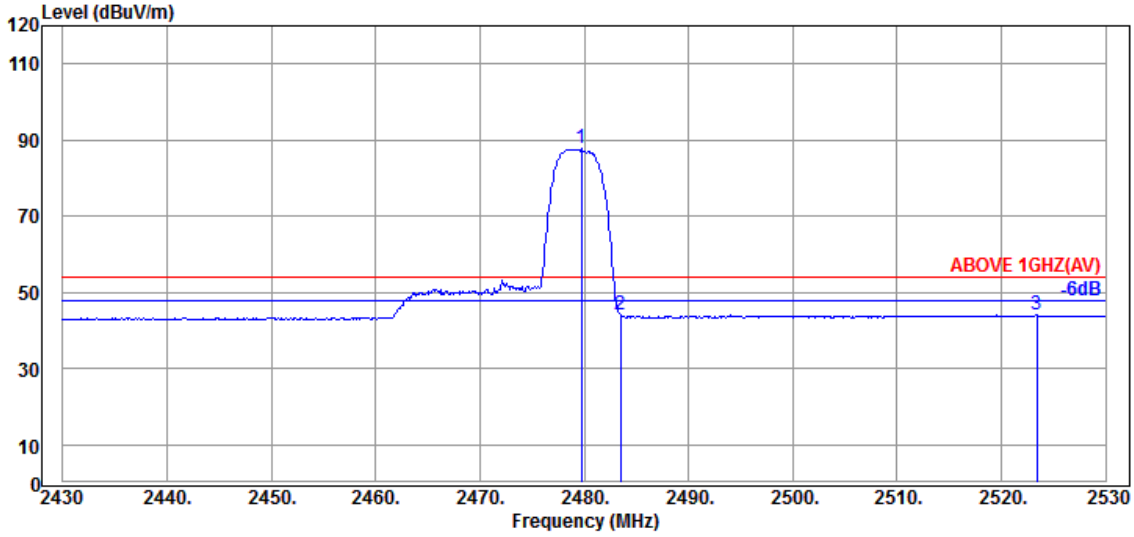

Antenna at Horizontal Polarization

Emission Frequency (MHz)	Antenna Factor (dB/m)	Cable Loss (dB)	Preamp Gain (dB)	Read Level (dBμV)	Emission Level (dBμV/m)	Limits (dBμV/m)	Margin (dB)	Detector
@ 2479.700	32.34	5.86	34.53	84.09	87.76	---	---	Average
2483.500	32.43	5.87	34.53	40.43	44.20	54.00	9.80	Average
2523.400	32.51	5.94	34.53	40.18	44.10	54.00	9.90	Average

Remark: The "@" means fundamental frequency, it is ignored in this section.

This test report may be reproduced in full only. The document may only be updated by Audix Technology Corp. personnel. Any changes will be noted in the Document History section of the report.

Audix Technology Corp.
No. 491, Zhongfu Rd., Linkou Dist.,
New Taipei City244, Taiwan

Tel: +886 2 26099301
Fax: +886 2 26099303

Mode	802.11ax-HE20	Frequency	TX 2472MHz
		RU Configuration	52/40

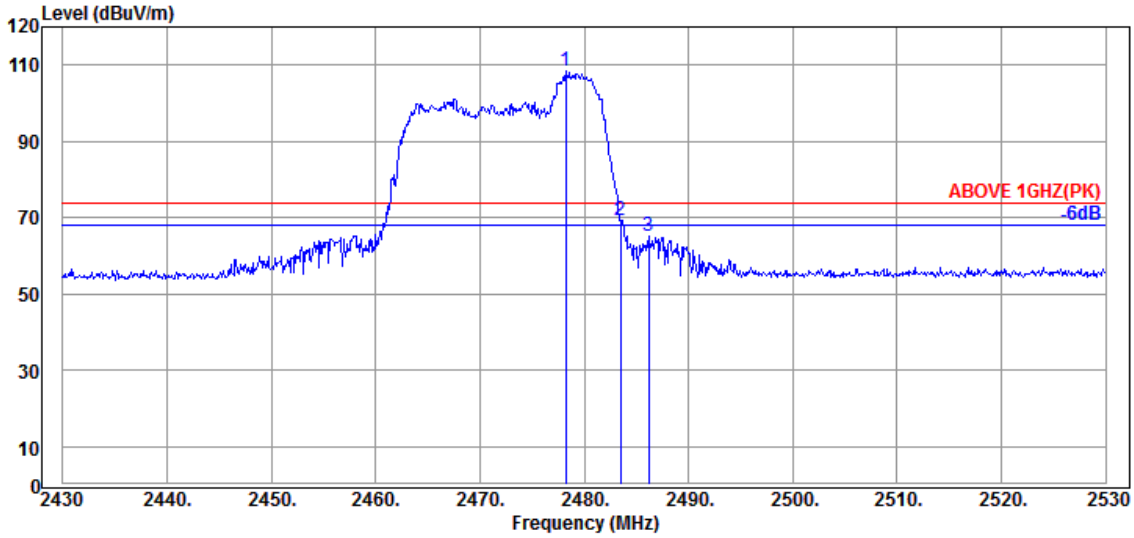

Antenna at Vertical Polarization

Emission Frequency (MHz)	Antenna Factor (dB/m)	Cable Loss (dB)	Preamp Gain (dB)	Read Level (dBμV)	Emission Level (dBμV/m)	Limits (dBμV/m)	Margin (dB)	Detector
@ 2478.200	32.34	5.86	34.53	104.82	108.49	---	---	Peak
2483.500	32.43	5.87	34.53	65.33	69.10	74.00	4.90	Peak
2486.200	32.43	5.87	34.53	61.37	65.14	74.00	8.86	Peak

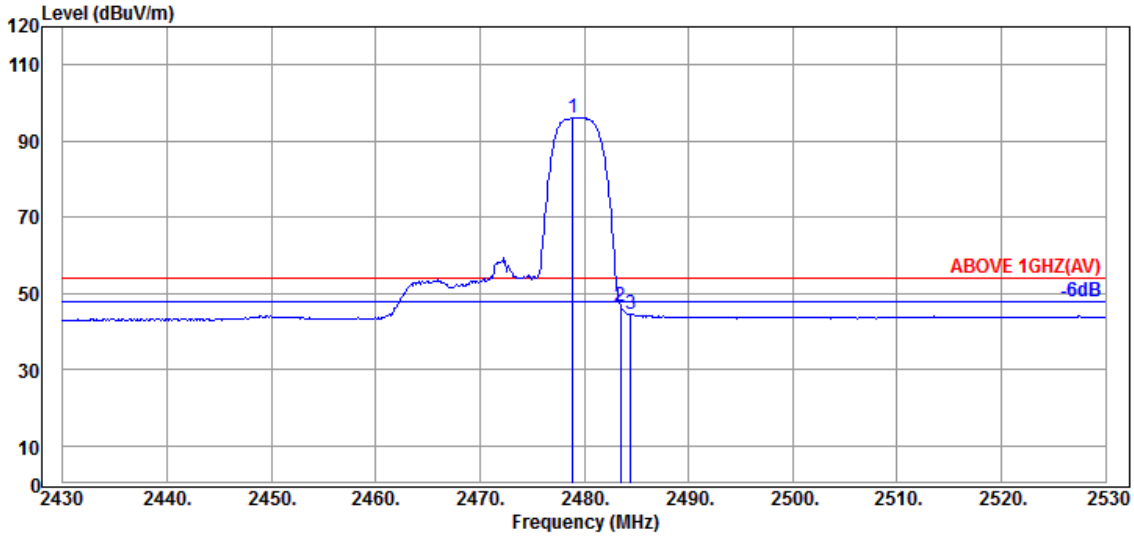

Antenna at Vertical Polarization

Emission Frequency (MHz)	Antenna Factor (dB/m)	Cable Loss (dB)	Preamp Gain (dB)	Read Level (dBμV)	Emission Level (dBμV/m)	Limits (dBμV/m)	Margin (dB)	Detector
@ 2478.900	32.34	5.86	34.53	92.52	96.19	---	---	Average
2483.500	32.43	5.87	34.53	42.92	46.69	54.00	7.31	Average
2484.500	32.43	5.87	34.53	40.74	44.51	54.00	9.49	Average

Remark: The "@" means fundamental frequency, it is ignored in this section.

This test report may be reproduced in full only. The document may only be updated by Audix Technology Corp. personnel. Any changes will be noted in the Document History section of the report.

Audix Technology Corp.
No. 491, Zhongfu Rd., Linkou Dist.,
New Taipei City244, Taiwan

Tel: +886 2 26099301
Fax: +886 2 26099303

Mode	802.11ax-HE20	Frequency	TX 2472MHz
		RU Configuration	106/54

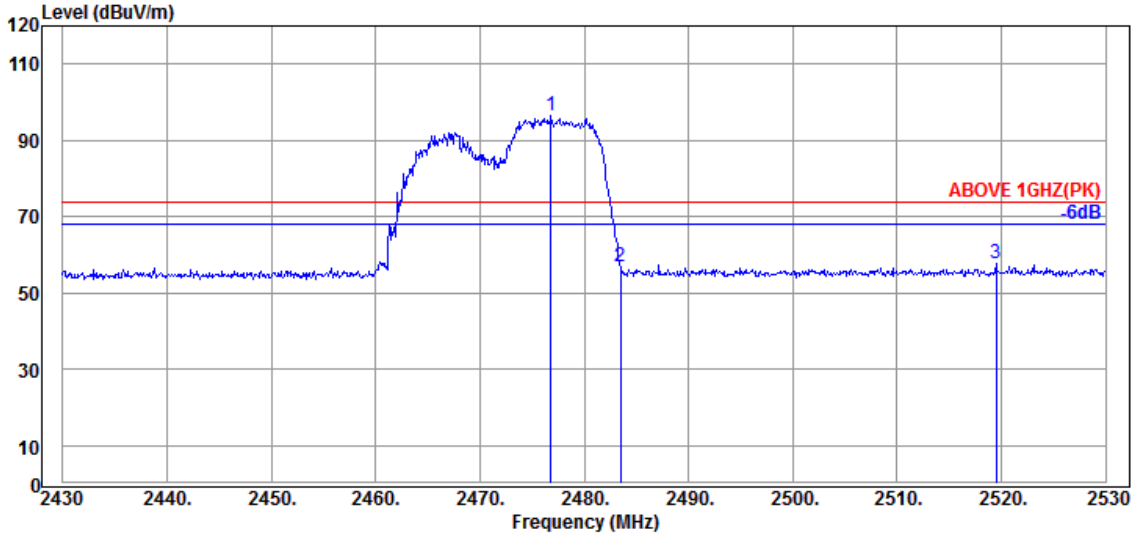

Antenna at Horizontal Polarization

Emission Frequency (MHz)	Antenna Factor (dB/m)	Cable Loss (dB)	Preamp Gain (dB)	Read Level (dBμV)	Emission Level (dBμV/m)	Limits (dBμV/m)	Margin (dB)	Detector
@ 2476.800	32.34	5.86	34.53	92.73	96.40	---	---	Peak
2483.500	32.43	5.87	34.53	53.26	57.03	74.00	16.97	Peak
2519.500	32.51	5.94	34.53	53.90	57.82	74.00	16.18	Peak

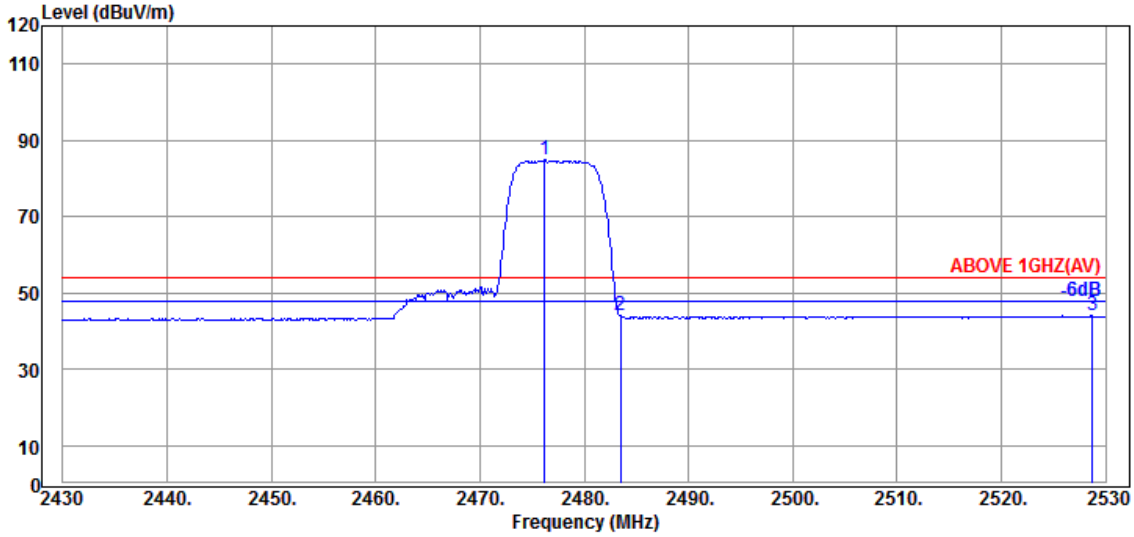

Antenna at Horizontal Polarization

Emission Frequency (MHz)	Antenna Factor (dB/m)	Cable Loss (dB)	Preamp Gain (dB)	Read Level (dBμV)	Emission Level (dBμV/m)	Limits (dBμV/m)	Margin (dB)	Detector
@ 2476.200	32.34	5.86	34.53	81.24	84.91	---	---	Average
2483.500	32.43	5.87	34.53	40.49	44.26	54.00	9.74	Average
2528.700	32.49	5.96	34.54	40.07	43.98	54.00	10.02	Average

Remark: The "@" means fundamental frequency, it is ignored in this section.

This test report may be reproduced in full only. The document may only be updated by Audix Technology Corp. personnel. Any changes will be noted in the Document History section of the report.

Audix Technology Corp.
No. 491, Zhongfu Rd., Linkou Dist.,
New Taipei City244, Taiwan

Tel: +886 2 26099301
Fax: +886 2 26099303

Mode	802.11ax-HE20	Frequency	TX 2472MHz
		RU Configuration	106/54

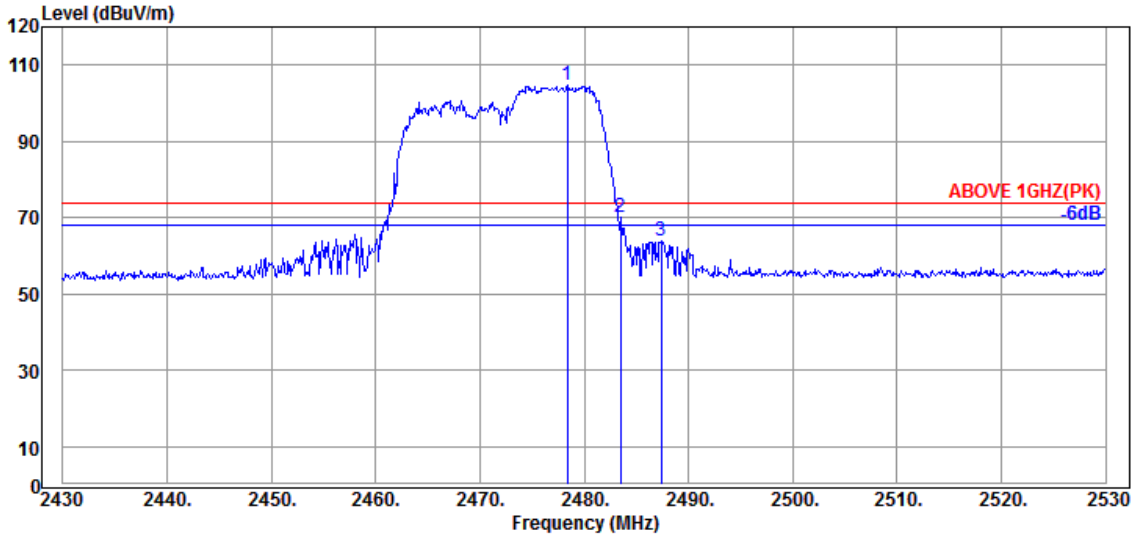

Antenna at Vertical Polarization

Emission Frequency (MHz)	Antenna Factor (dB/m)	Cable Loss (dB)	Preamp Gain (dB)	Read Level (dBμV)	Emission Level (dBμV/m)	Limits (dBμV/m)	Margin (dB)	Detector
@ 2478.400	32.34	5.86	34.53	101.05	104.72	---	---	Peak
2483.500	32.43	5.87	34.53	66.22	69.99	74.00	4.01	Peak
2487.400	32.43	5.87	34.53	60.03	63.80	74.00	10.20	Peak

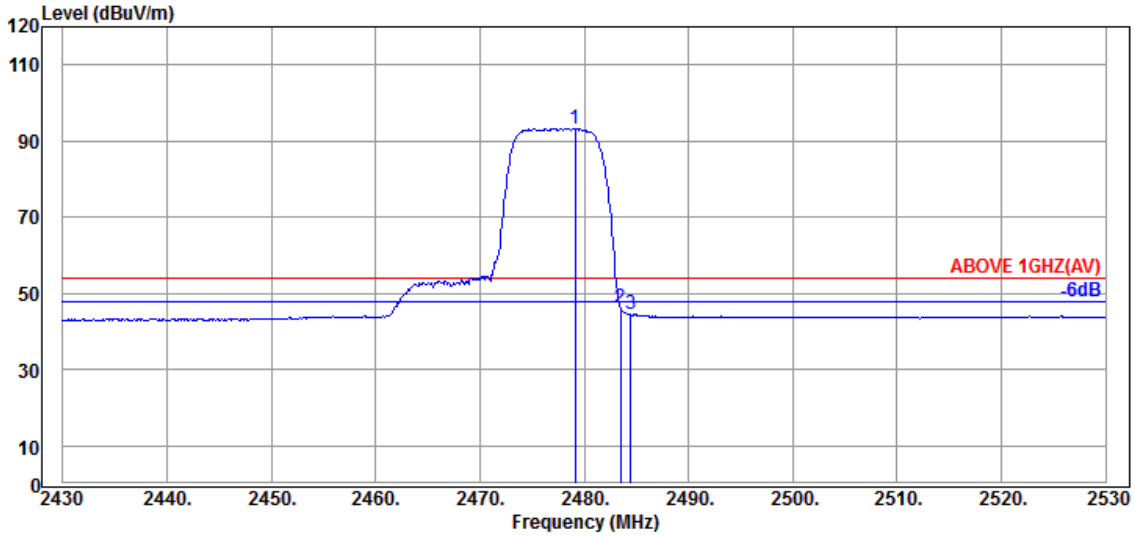

Antenna at Vertical Polarization

Emission Frequency (MHz)	Antenna Factor (dB/m)	Cable Loss (dB)	Preamp Gain (dB)	Read Level (dBμV)	Emission Level (dBμV/m)	Limits (dBμV/m)	Margin (dB)	Detector
@ 2479.100	32.34	5.86	34.53	89.55	93.22	---	---	Average
2483.500	32.43	5.87	34.53	42.39	46.16	54.00	7.84	Average
2484.500	32.43	5.87	34.53	40.62	44.39	54.00	9.61	Average

Remark: The "@" means fundamental frequency, it is ignored in this section.

This test report may be reproduced in full only. The document may only be updated by Audix Technology Corp. personnel. Any changes will be noted in the Document History section of the report.

Audix Technology Corp.
No. 491, Zhongfu Rd., Linkou Dist.,
New Taipei City244, Taiwan

Tel: +886 2 26099301
Fax: +886 2 26099303

Mode	802.11ax-HE40	Frequency	TX 2422MHz
		RU Configuration	242/61

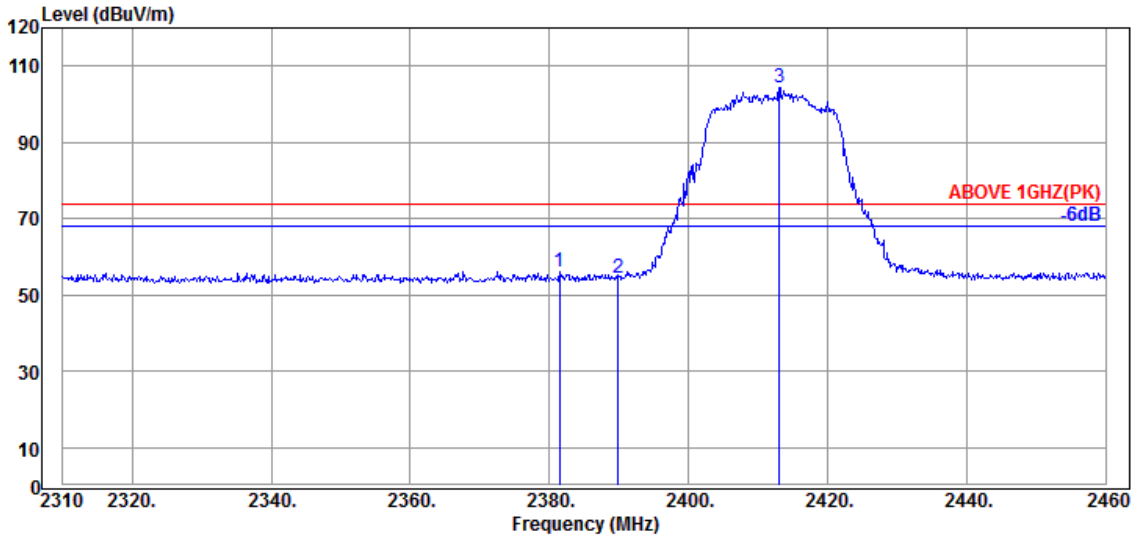

Antenna at Horizontal Polarization

	Emission Frequency (MHz)	Antenna Factor (dB/m)	Cable Loss (dB)	Preamp Gain (dB)	Read Level (dBμV)	Emission Level (dBμV/m)	Limits (dBμV/m)	Margin (dB)	Detector
	2381.400	32.00	5.71	34.51	52.92	56.12	74.00	17.88	Peak
	2389.950	32.00	5.72	34.51	51.25	54.46	74.00	19.54	Peak
@	2413.050	32.00	5.76	34.51	100.96	104.21	---	---	Peak

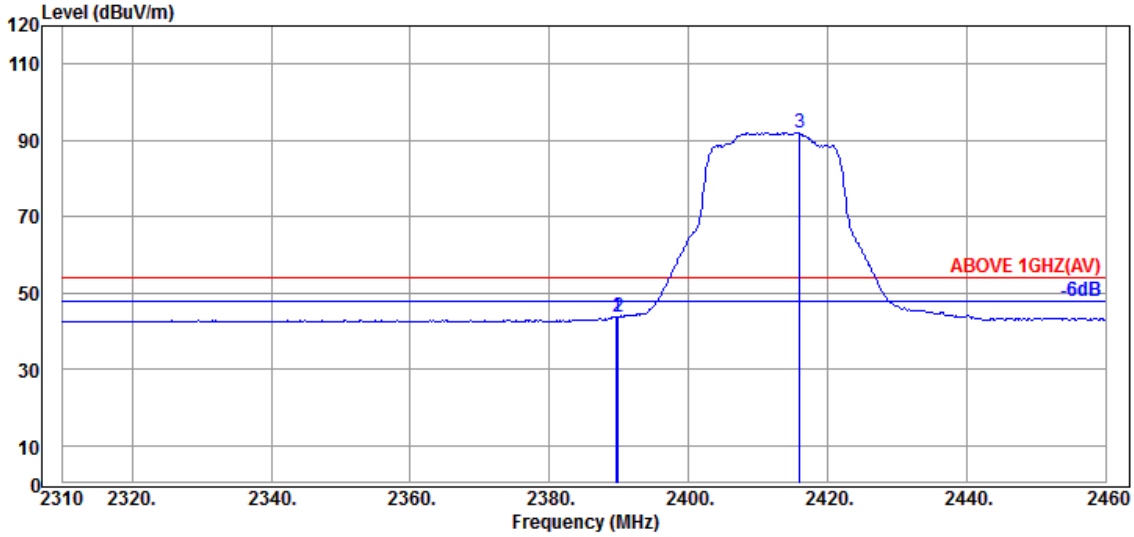

Antenna at Horizontal Polarization

	Emission Frequency (MHz)	Antenna Factor (dB/m)	Cable Loss (dB)	Preamp Gain (dB)	Read Level (dBμV)	Emission Level (dBμV/m)	Limits (dBμV/m)	Margin (dB)	Detector
	2389.650	32.00	5.72	34.51	40.50	43.71	54.00	10.29	Average
	2389.950	32.00	5.72	34.51	40.36	43.57	54.00	10.43	Average
@	2416.050	32.00	5.76	34.51	88.89	92.14	---	---	Average

Remark: The "@" means fundamental frequency, it is ignored in this section.

This test report may be reproduced in full only. The document may only be updated by Audix Technology Corp. personnel. Any changes will be noted in the Document History section of the report.

Audix Technology Corp.
No. 491, Zhongfu Rd., Linkou Dist.,
New Taipei City244, Taiwan

Tel: +886 2 26099301
Fax: +886 2 26099303

Mode	802.11ax-HE40	Frequency	TX 2422MHz
		RU Configuration	242/61

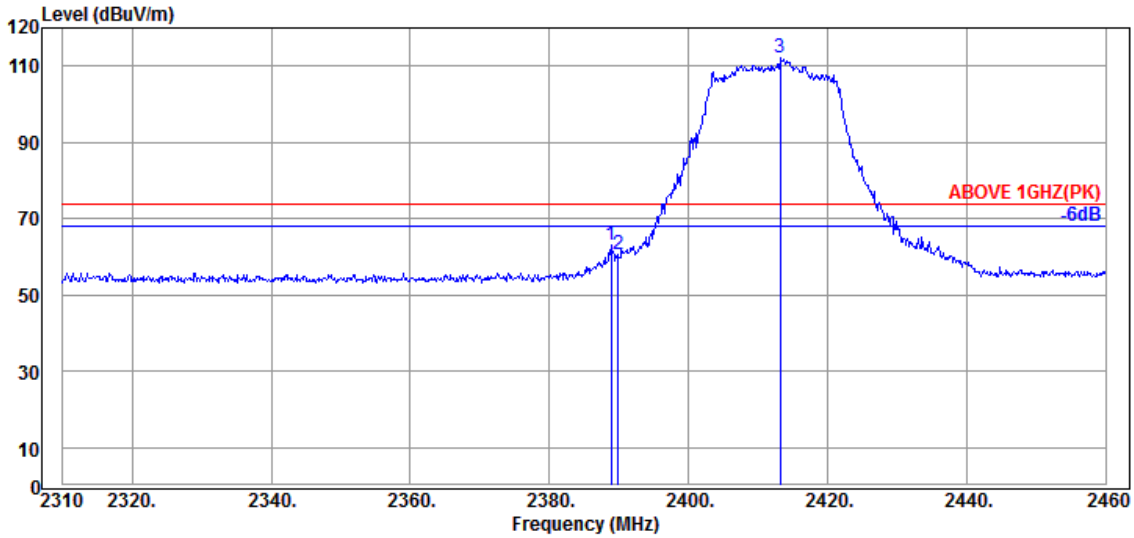

Antenna at Vertical Polarization

	Emission Frequency (MHz)	Antenna Factor (dB/m)	Cable Loss (dB)	Preamp Gain (dB)	Read Level (dBμV)	Emission Level (dBμV/m)	Limits (dBμV/m)	Margin (dB)	Detector
	2388.900	32.00	5.72	34.51	59.68	62.89	74.00	11.11	Peak
	2389.950	32.00	5.72	34.51	57.23	60.44	74.00	13.56	Peak
@	2413.200	32.00	5.76	34.51	108.84	112.09	---	---	Peak

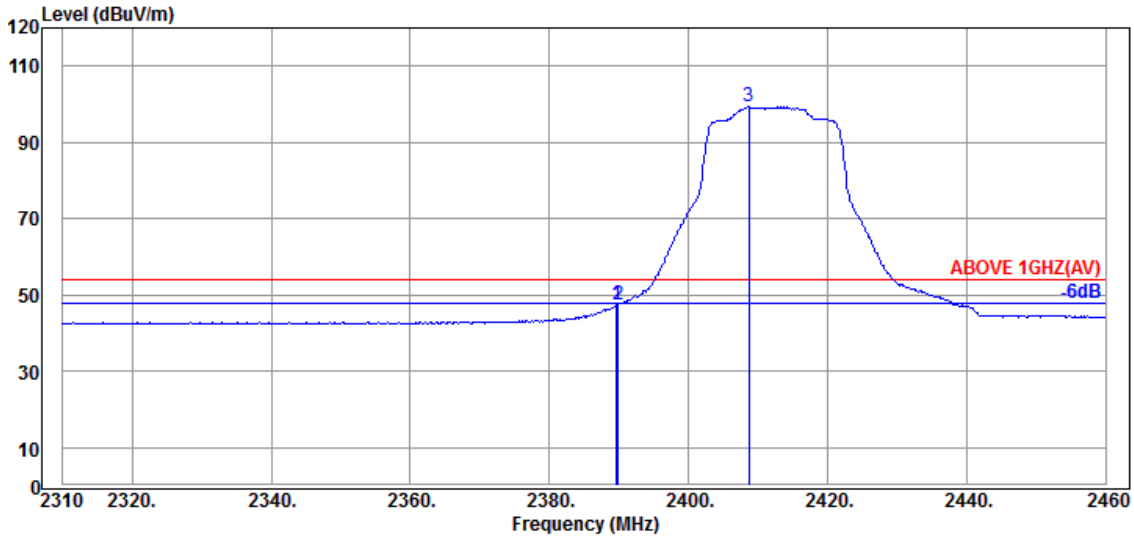

Antenna at Vertical Polarization

	Emission Frequency (MHz)	Antenna Factor (dB/m)	Cable Loss (dB)	Preamp Gain (dB)	Read Level (dBμV)	Emission Level (dBμV/m)	Limits (dBμV/m)	Margin (dB)	Detector
	2389.650	32.00	5.72	34.51	44.08	47.29	54.00	6.71	Average
	2389.950	32.00	5.72	34.51	44.42	47.63	54.00	6.37	Average
@	2408.700	32.00	5.75	34.51	96.20	99.44	---	---	Average

Remark: The "@" means fundamental frequency, it is ignored in this section.

This test report may be reproduced in full only. The document may only be updated by Audix Technology Corp. personnel. Any changes will be noted in the Document History section of the report.

Audix Technology Corp.
No. 491, Zhongfu Rd., Linkou Dist.,
New Taipei City244, Taiwan

Tel: +886 2 26099301
Fax: +886 2 26099303

Mode	802.11ax-HE40	Frequency	TX 2462MHz
		RU Configuration	242/62

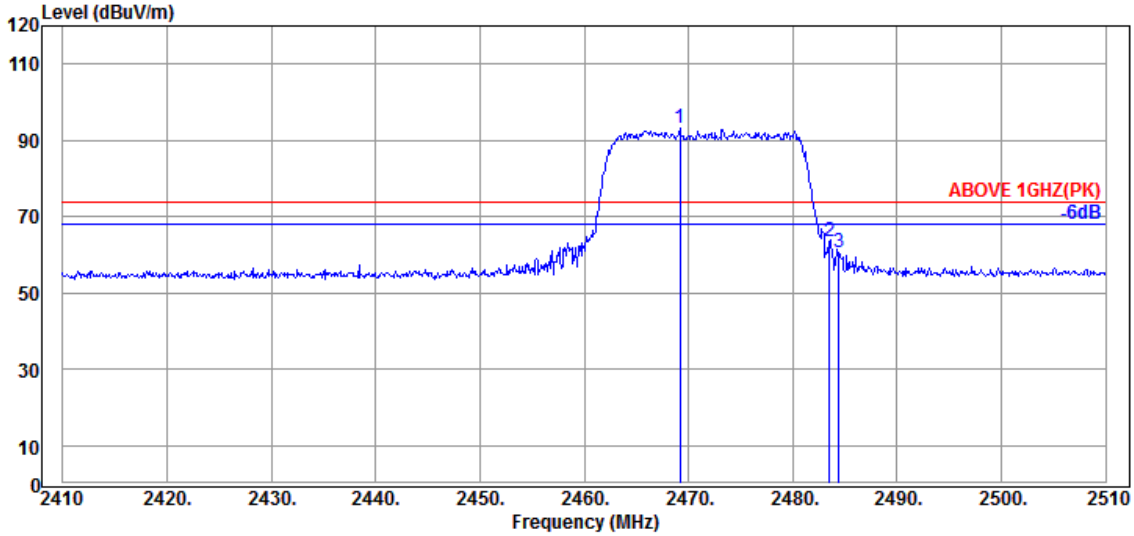

Antenna at Horizontal Polarization

Emission Frequency (MHz)	Antenna Factor (dB/m)	Cable Loss (dB)	Preamp Gain (dB)	Read Level (dBμV)	Emission Level (dBμV/m)	Limits (dBμV/m)	Margin (dB)	Detector
@ 2469.200	32.26	5.85	34.52	89.62	93.21	---	---	Peak
2483.500	32.43	5.87	34.53	59.94	63.71	74.00	10.29	Peak
2484.400	32.43	5.87	34.53	56.67	60.44	74.00	13.56	Peak

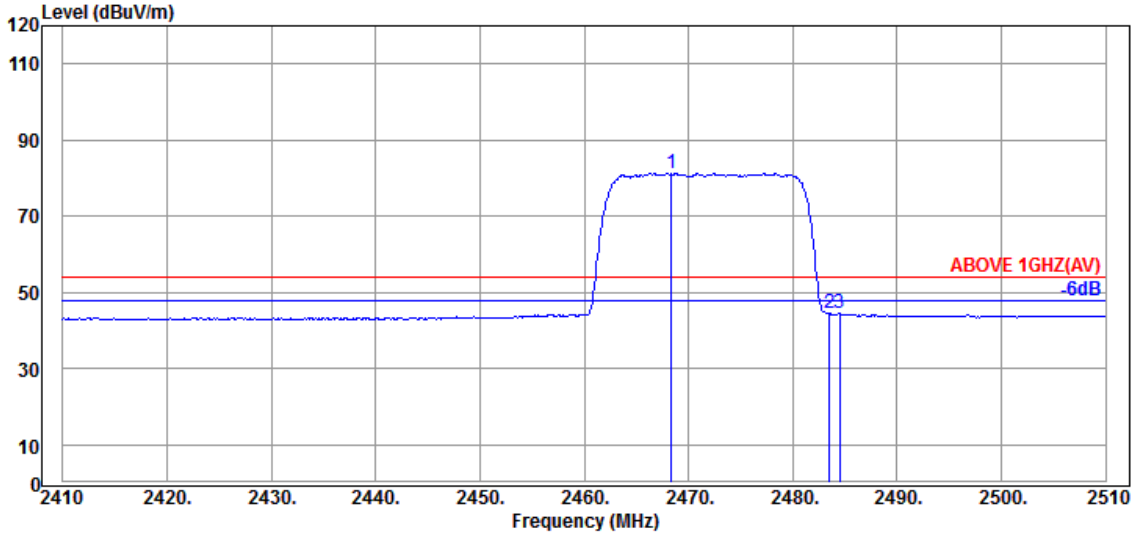

Antenna at Horizontal Polarization

Emission Frequency (MHz)	Antenna Factor (dB/m)	Cable Loss (dB)	Preamp Gain (dB)	Read Level (dBμV)	Emission Level (dBμV/m)	Limits (dBμV/m)	Margin (dB)	Detector
@ 2468.400	32.26	5.85	34.52	77.64	81.23	---	---	Average
2483.500	32.43	5.87	34.53	40.61	44.38	54.00	9.62	Average
2484.500	32.43	5.87	34.53	40.66	44.43	54.00	9.57	Average

Remark: The "@" means fundamental frequency, it is ignored in this section.

This test report may be reproduced in full only. The document may only be updated by Audix Technology Corp. personnel. Any changes will be noted in the Document History section of the report.

Audix Technology Corp.
No. 491, Zhongfu Rd., Linkou Dist.,
New Taipei City244, Taiwan

Tel: +886 2 26099301
Fax: +886 2 26099303

Mode	802.11ax-HE40	Frequency	TX 2462MHz
		RU Configuration	242/62

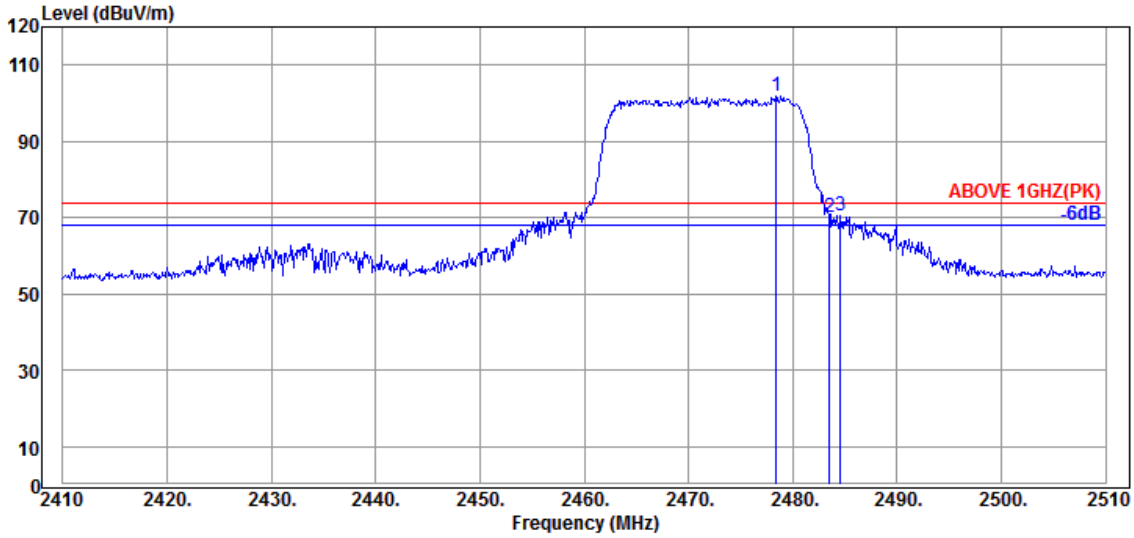

Antenna at Vertical Polarization

Emission Frequency (MHz)	Antenna Factor (dB/m)	Cable Loss (dB)	Preamp Gain (dB)	Read Level (dBμV)	Emission Level (dBμV/m)	Limits (dBμV/m)	Margin (dB)	Detector
@ 2478.400	32.34	5.86	34.53	98.05	101.72	---	---	Peak
2483.500	32.43	5.87	34.53	66.26	70.03	74.00	3.97	Peak
2484.600	32.43	5.87	34.53	66.76	70.53	74.00	3.47	Peak

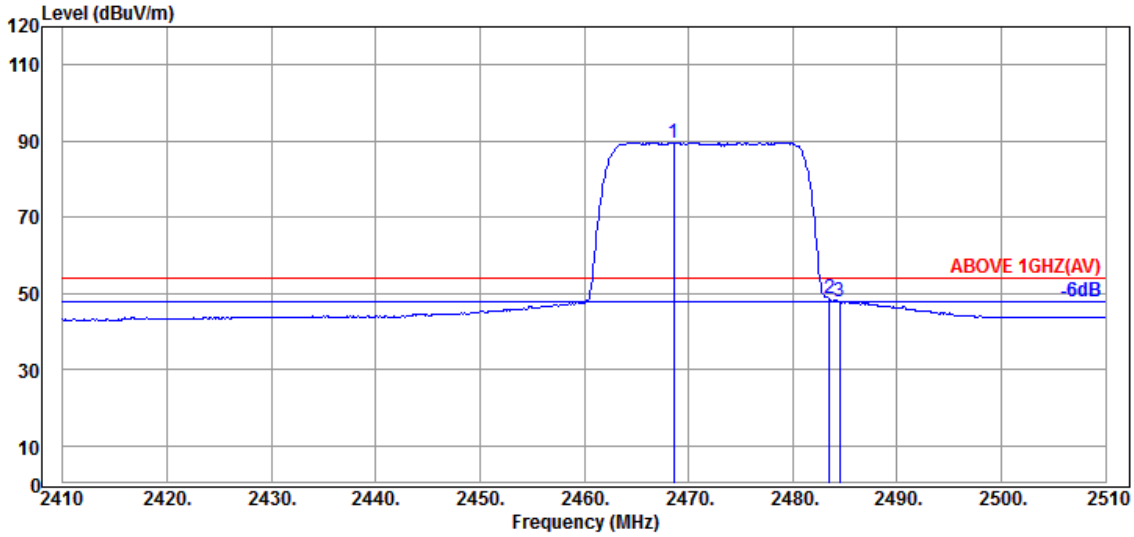

Antenna at Vertical Polarization

Emission Frequency (MHz)	Antenna Factor (dB/m)	Cable Loss (dB)	Preamp Gain (dB)	Read Level (dBμV)	Emission Level (dBμV/m)	Limits (dBμV/m)	Margin (dB)	Detector
@ 2468.600	32.26	5.85	34.52	86.10	89.69	---	---	Average
2483.500	32.43	5.87	34.53	44.81	48.58	54.00	5.42	Average
2484.500	32.43	5.87	34.53	44.26	48.03	54.00	5.97	Average

Remark: The "@" means fundamental frequency, it is ignored in this section.

This test report may be reproduced in full only. The document may only be updated by Audix Technology Corp. personnel. Any changes will be noted in the Document History section of the report.

Audix Technology Corp.
No. 491, Zhongfu Rd., Linkou Dist.,
New Taipei City244, Taiwan

Tel: +886 2 26099301
Fax: +886 2 26099303

Mode	BLE (2Mbps)	Frequency	TX 2402MHz

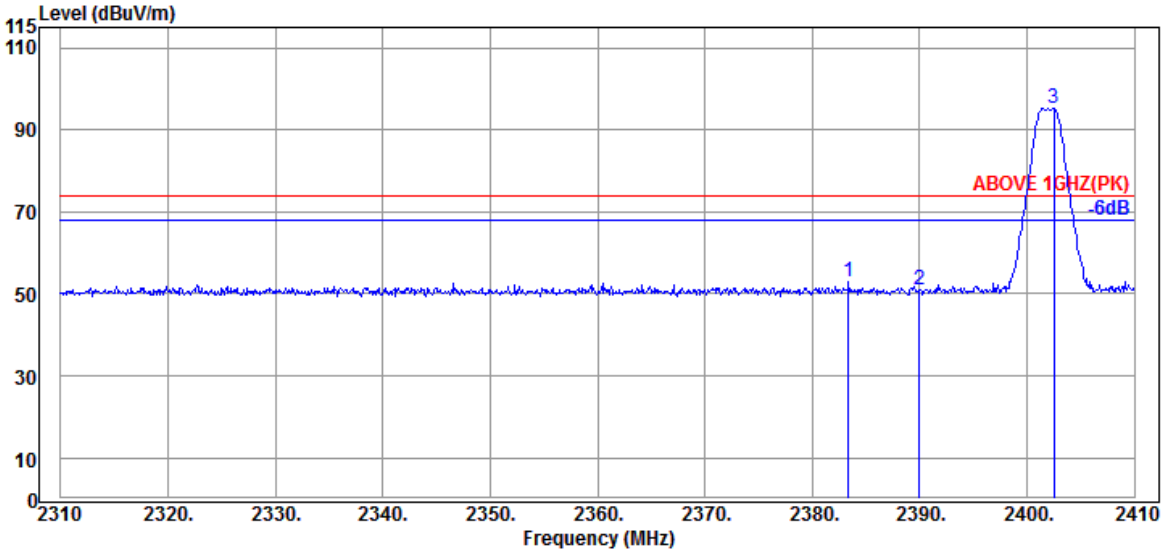

Antenna at Horizontal Polarization

	Emission Frequency (MHz)	Antenna Factor (dB/m)	Cable Loss (dB)	Preamp Gain (dB)	Read Level (dBμV)	Emission Level (dBμV/m)	Limits (dBμV/m)	Margin (dB)	Detector
	2383.400	32.00	5.71	34.51	49.59	52.79	74.00	21.21	Peak
	2390.000	32.00	5.72	34.51	47.83	51.04	74.00	22.96	Peak
@	2402.500	32.00	5.74	34.51	91.95	95.18	---	---	Peak

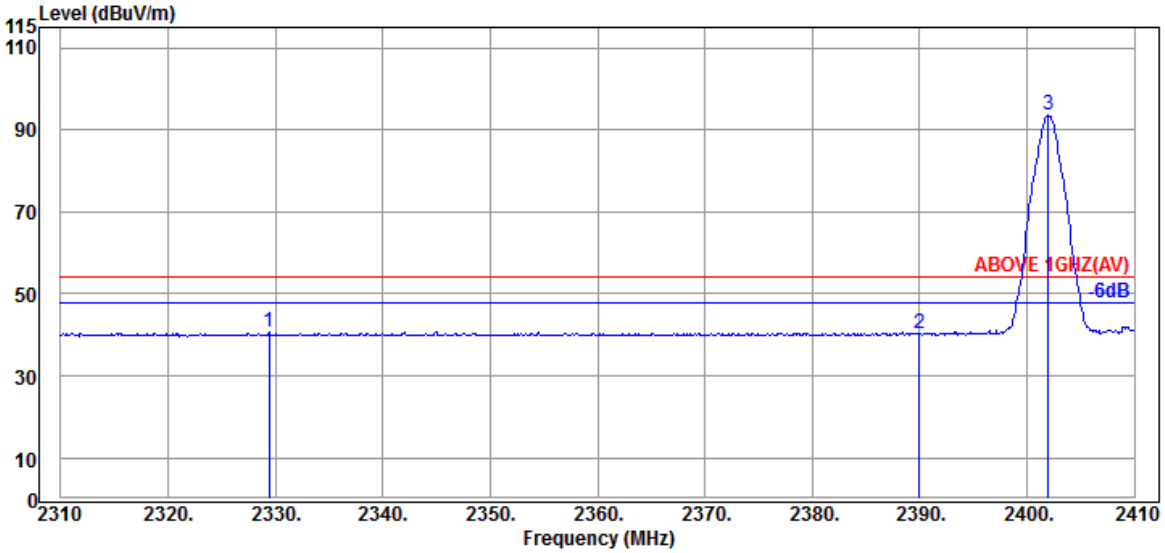

Antenna at Horizontal Polarization

	Emission Frequency (MHz)	Antenna Factor (dB/m)	Cable Loss (dB)	Preamp Gain (dB)	Read Level (dBμV)	Emission Level (dBμV/m)	Limits (dBμV/m)	Margin (dB)	Detector
	2329.400	32.08	5.63	34.49	37.48	40.70	54.00	13.30	Average
	2390.000	32.00	5.72	34.51	37.01	40.22	54.00	13.78	Average
@	2402.000	32.00	5.74	34.51	90.23	93.46	---	---	Average

Remark: The "@" means fundamental frequency, it is ignored in this section.

This test report may be reproduced in full only. The document may only be updated by Audix Technology Corp. personnel. Any changes will be noted in the Document History section of the report.

Audix Technology Corp.
No. 491, Zhongfu Rd., Linkou Dist.,
New Taipei City244, Taiwan

Tel: +886 2 26099301
Fax: +886 2 26099303

Mode	BLE (2Mbps)	Frequency	TX 2402MHz

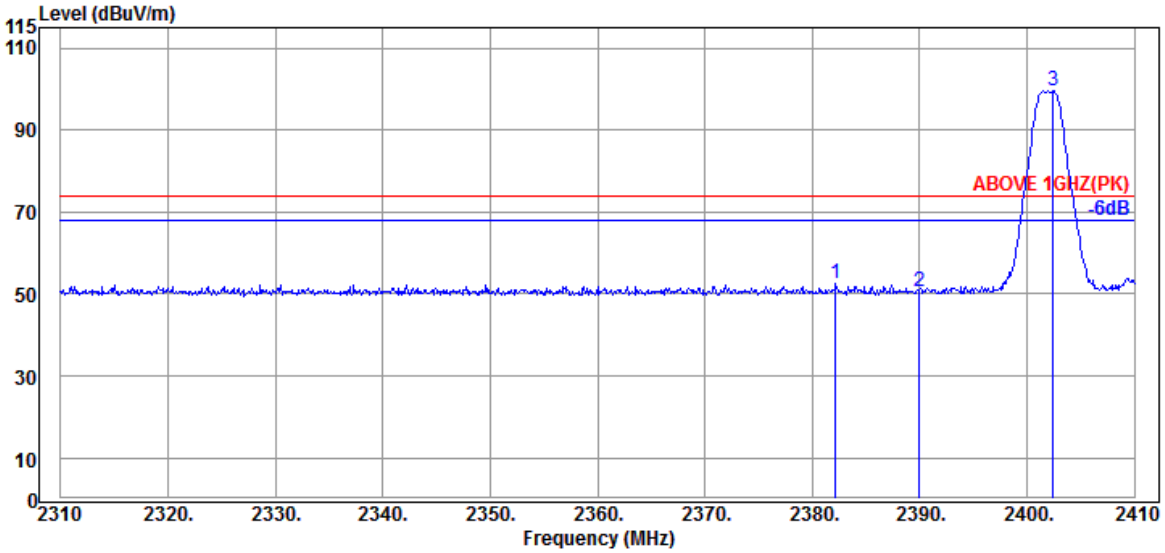

Antenna at Vertical Polarization

Emission Frequency (MHz)	Antenna Factor (dB/m)	Cable Loss (dB)	Preamp Gain (dB)	Read Level (dBμV)	Emission Level (dBμV/m)	Limits (dBμV/m)	Margin (dB)	Detector
2382.200	32.00	5.71	34.51	49.21	52.41	74.00	21.59	Peak
2390.000	32.00	5.72	34.51	47.29	50.50	74.00	23.50	Peak
@ 2402.400	32.00	5.74	34.51	96.22	99.45	---	---	Peak

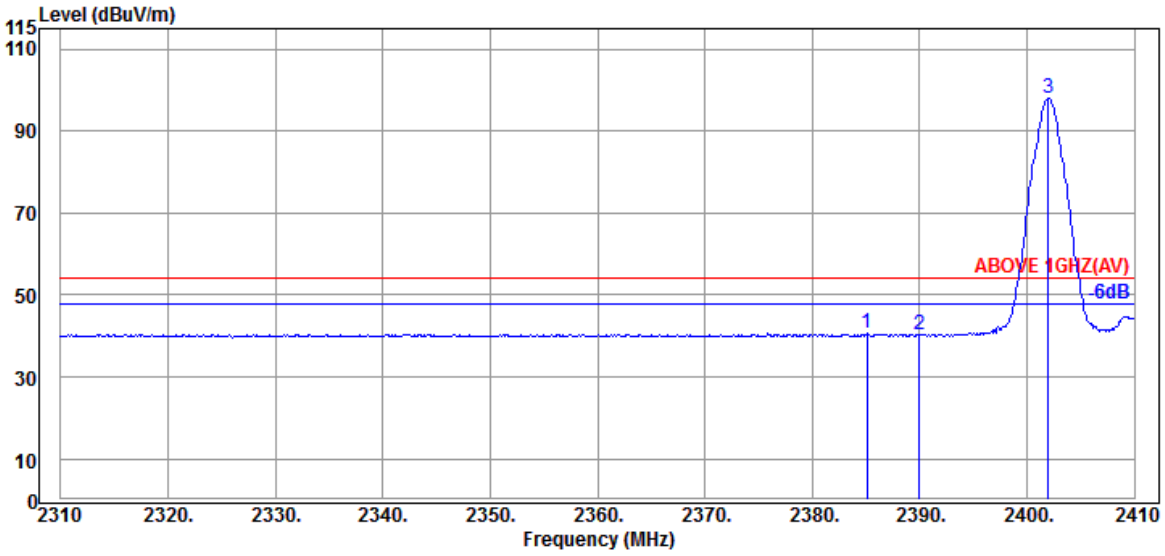

Antenna at Vertical Polarization

Emission Frequency (MHz)	Antenna Factor (dB/m)	Cable Loss (dB)	Preamp Gain (dB)	Read Level (dBμV)	Emission Level (dBμV/m)	Limits (dBμV/m)	Margin (dB)	Detector
2385.100	32.00	5.72	34.51	37.46	40.67	54.00	13.33	Average
2390.000	32.00	5.72	34.51	37.12	40.33	54.00	13.67	Average
@ 2402.000	32.00	5.74	34.51	94.68	97.91	---	---	Average

Remark: The "@" means fundamental frequency, it is ignored in this section.

This test report may be reproduced in full only. The document may only be updated by Audix Technology Corp. personnel. Any changes will be noted in the Document History section of the report.

Audix Technology Corp.
No. 491, Zhongfu Rd., Linkou Dist.,
New Taipei City244, Taiwan
Tel: +886 2 26099301
Fax: +886 2 26099303

Mode	BLE (2Mbps)	Frequency	TX 2480MHz

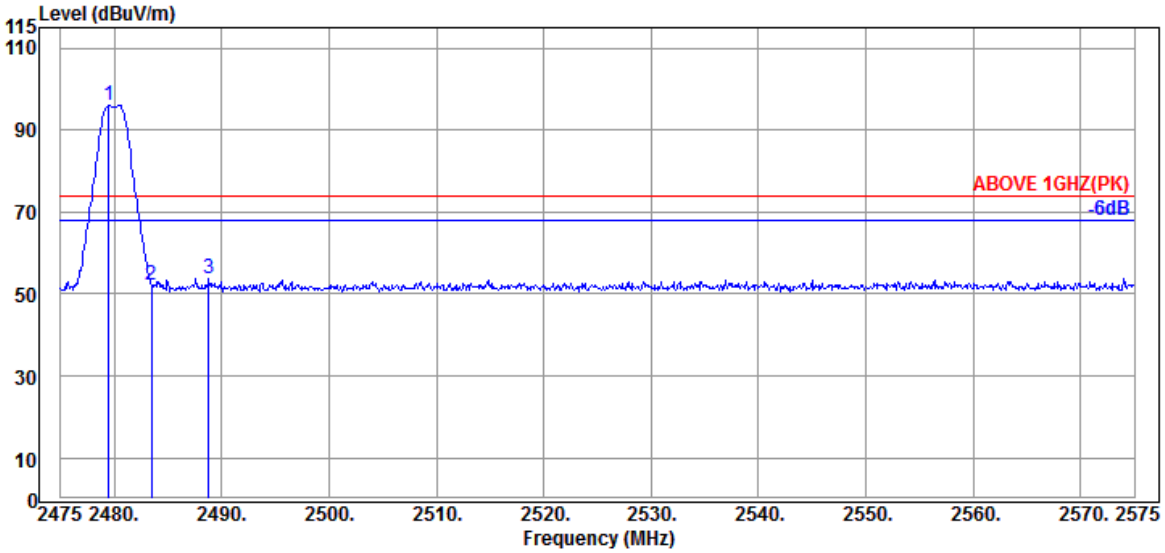

Antenna at Horizontal Polarization

Emission Frequency (MHz)	Antenna Factor (dB/m)	Cable Loss (dB)	Preamp Gain (dB)	Read Level (dBμV)	Emission Level (dBμV/m)	Limits (dBμV/m)	Margin (dB)	Detector
@ 2479.500	32.34	5.86	34.53	92.31	95.98	---	---	Peak
2483.500	32.43	5.87	34.53	48.24	52.01	74.00	21.99	Peak
2488.800	32.43	5.87	34.53	50.12	53.89	74.00	20.11	Peak

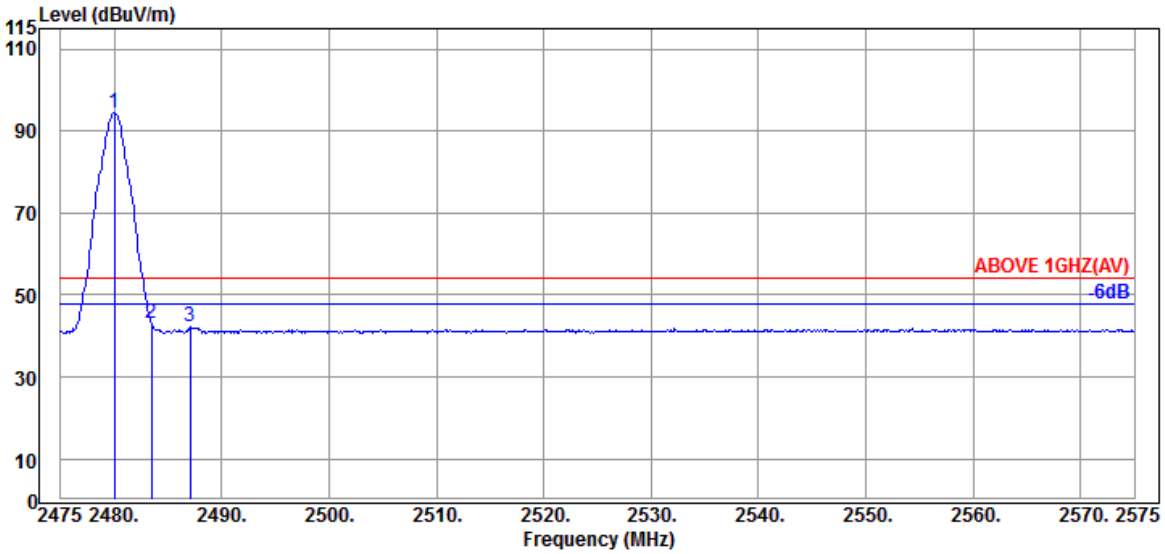

Antenna at Horizontal Polarization

Emission Frequency (MHz)	Antenna Factor (dB/m)	Cable Loss (dB)	Preamp Gain (dB)	Read Level (dBμV)	Emission Level (dBμV/m)	Limits (dBμV/m)	Margin (dB)	Detector
@ 2480.000	32.34	5.86	34.53	90.67	94.34	---	---	Average
2483.500	32.43	5.87	34.53	39.14	42.91	54.00	11.09	Average
2487.100	32.43	5.87	34.53	38.33	42.10	54.00	11.90	Average

Remark: The "@" means fundamental frequency, it is ignored in this section.

This test report may be reproduced in full only. The document may only be updated by Audix Technology Corp. personnel. Any changes will be noted in the Document History section of the report.

Audix Technology Corp.
No. 491, Zhongfu Rd., Linkou Dist.,
New Taipei City244, Taiwan

Tel: +886 2 26099301
Fax: +886 2 26099303

Mode	BLE (2Mbps)	Frequency	TX 2480MHz

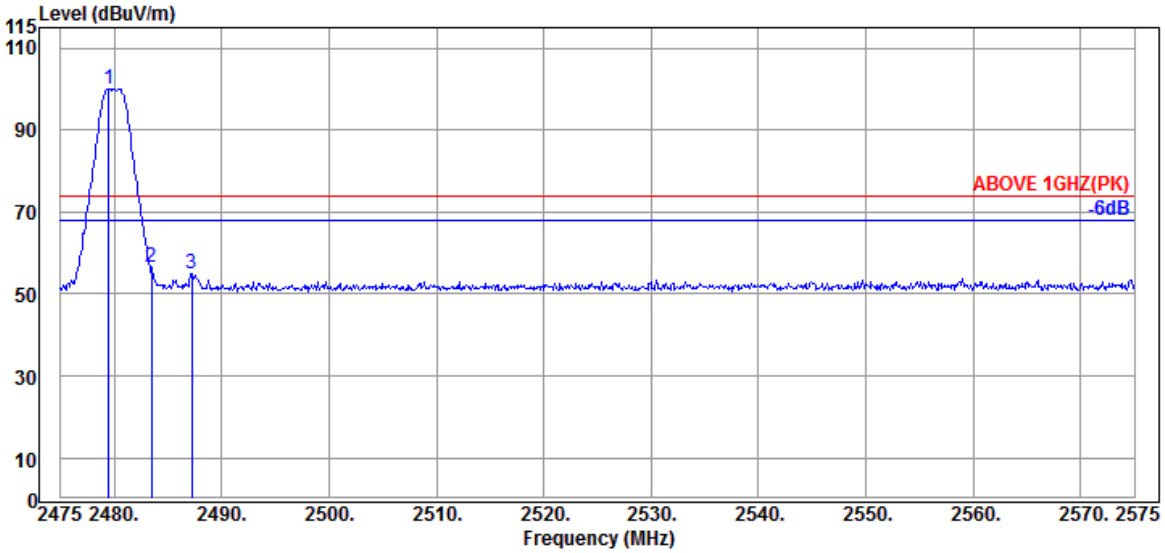

Antenna at Vertical Polarization

Emission Frequency (MHz)	Antenna Factor (dB/m)	Cable Loss (dB)	Preamp Gain (dB)	Read Level (dBμV)	Emission Level (dBμV/m)	Limits (dBμV/m)	Margin (dB)	Detector
@ 2479.500	32.34	5.86	34.53	96.40	100.07	---	---	Peak
2483.500	32.43	5.87	34.53	52.62	56.39	74.00	17.61	Peak
2487.200	32.43	5.87	34.53	51.09	54.86	74.00	19.14	Peak

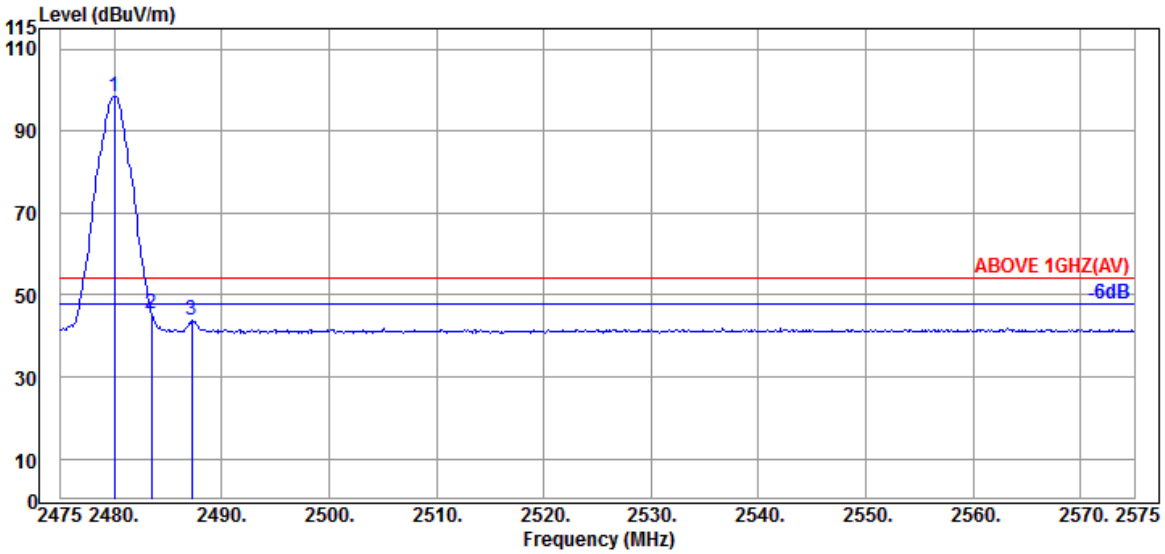

Antenna at Vertical Polarization

Emission Frequency (MHz)	Antenna Factor (dB/m)	Cable Loss (dB)	Preamp Gain (dB)	Read Level (dBμV)	Emission Level (dBμV/m)	Limits (dBμV/m)	Margin (dB)	Detector
@ 2480.000	32.34	5.86	34.53	94.80	98.47	---	---	Average
2483.500	32.43	5.87	34.53	41.65	45.42	54.00	8.58	Average
2487.200	32.43	5.87	34.53	39.91	43.68	54.00	10.32	Average

Remark: The "@" means fundamental frequency, it is ignored in this section..

This test report may be reproduced in full only. The document may only be updated by Audix Technology Corp. personnel. Any changes will be noted in the Document History section of the report.

Audix Technology Corp.
No. 491, Zhongfu Rd., Linkou Dist.,
New Taipei City244, Taiwan
Tel: +886 2 26099301
Fax: +886 2 26099303

A.2.2 Emissions outside the frequency band:

The emissions (up to 25GHz) not reported for there is no emission be found.

Mode	802.11b	Frequency	TX 2412MHz

Antenna at Horizontal Polarization

Emission Frequency (MHz)	Antenna Factor (dB/m)	Cable Loss (dB)	Preamp Gain (dB)	Read Level (dBμV)	Emission Level (dBμV/m)	Limits (dBμV/m)	Margin (dB)	Detector
4824.000	34.13	8.55	34.43	33.47	41.72	54.00	12.28	Peak

Antenna at Vertical Polarization

Emission Frequency (MHz)	Antenna Factor (dB/m)	Cable Loss (dB)	Preamp Gain (dB)	Read Level (dBμV)	Emission Level (dBμV/m)	Limits (dBμV/m)	Margin (dB)	Detector
4824.000	34.13	8.55	34.43	35.62	43.87	54.00	10.13	Peak

Mode	802.11g	Frequency	TX 2442MHz

Antenna at Horizontal Polarization

Emission Frequency (MHz)	Antenna Factor (dB/m)	Cable Loss (dB)	Preamp Gain (dB)	Read Level (dBμV)	Emission Level (dBμV/m)	Limits (dBμV/m)	Margin (dB)	Detector
4884.000	34.05	8.64	34.42	31.92	40.19	54.00	13.81	Peak

Antenna at Vertical Polarization

Emission Frequency (MHz)	Antenna Factor (dB/m)	Cable Loss (dB)	Preamp Gain (dB)	Read Level (dBμV)	Emission Level (dBμV/m)	Limits (dBμV/m)	Margin (dB)	Detector
4884.000	34.05	8.64	34.42	32.61	40.88	54.00	13.12	Peak

Mode	802.11n-HT20	Frequency	TX 2442MHz

Antenna at Horizontal Polarization

Emission Frequency (MHz)	Antenna Factor (dB/m)	Cable Loss (dB)	Preamp Gain (dB)	Read Level (dBμV)	Emission Level (dBμV/m)	Limits (dBμV/m)	Margin (dB)	Detector
4884.000	34.05	8.64	34.42	30.15	38.42	54.00	15.58	Peak

Antenna at Vertical Polarization

Emission Frequency (MHz)	Antenna Factor (dB/m)	Cable Loss (dB)	Preamp Gain (dB)	Read Level (dBμV)	Emission Level (dBμV/m)	Limits (dBμV/m)	Margin (dB)	Detector
4884.000	34.05	8.64	34.42	30.48	38.75	54.00	15.25	Peak

This test report may be reproduced in full only. The document may only be updated by Audix Technology Corp. personnel. Any changes will be noted in the Document History section of the report.

Audix Technology Corp.
No. 491, Zhongfu Rd., Linkou Dist.,
New Taipei City244, Taiwan
Tel: +886 2 26099301
Fax: +886 2 26099303

Mode	802.11n-HT40	Frequency	TX 2442MHz

Antenna at Horizontal Polarization

Emission Frequency (MHz)	Antenna Factor (dB/m)	Cable Loss (dB)	Preamp Gain (dB)	Read Level (dBμV)	Emission Level (dBμV/m)	Limits (dBμV/m)	Margin (dB)	Detector
4884.000	34.05	8.64	34.42	32.05	40.32	54.00	13.68	Peak

Antenna at Vertical Polarization

Emission Frequency (MHz)	Antenna Factor (dB/m)	Cable Loss (dB)	Preamp Gain (dB)	Read Level (dBμV)	Emission Level (dBμV/m)	Limits (dBμV/m)	Margin (dB)	Detector
4884.000	34.05	8.64	34.42	30.84	39.11	54.00	14.89	Peak

Mode	802.11ax-HE20	Frequency	TX 2442MHz

Antenna at Horizontal Polarization

Emission Frequency (MHz)	Antenna Factor (dB/m)	Cable Loss (dB)	Preamp Gain (dB)	Read Level (dBμV)	Emission Level (dBμV/m)	Limits (dBμV/m)	Margin (dB)	Detector
4884.000	34.05	8.64	34.42	30.78	39.05	54.00	14.95	Peak

Antenna at Vertical Polarization

Emission Frequency (MHz)	Antenna Factor (dB/m)	Cable Loss (dB)	Preamp Gain (dB)	Read Level (dBμV)	Emission Level (dBμV/m)	Limits (dBμV/m)	Margin (dB)	Detector
4884.000	34.05	8.64	34.42	31.01	39.28	54.00	14.72	Peak

Mode	802.11ax-HE40	Frequency	TX 2442MHz

Antenna at Horizontal Polarization

Emission Frequency (MHz)	Antenna Factor (dB/m)	Cable Loss (dB)	Preamp Gain (dB)	Read Level (dBμV)	Emission Level (dBμV/m)	Limits (dBμV/m)	Margin (dB)	Detector
4884.000	34.05	8.64	34.42	30.80	39.07	54.00	14.93	Peak

Antenna at Vertical Polarization

Emission Frequency (MHz)	Antenna Factor (dB/m)	Cable Loss (dB)	Preamp Gain (dB)	Read Level (dBμV)	Emission Level (dBμV/m)	Limits (dBμV/m)	Margin (dB)	Detector
4884.000	34.05	8.64	34.42	30.47	38.74	54.00	15.26	Peak

This test report may be reproduced in full only. The document may only be updated by Audix Technology Corp. personnel. Any changes will be noted in the Document History section of the report.

Audix Technology Corp.
No. 491, Zhongfu Rd., Linkou Dist.,
New Taipei City244, Taiwan
Tel: +886 2 26099301
Fax: +886 2 26099303

Mode	BLE (2Mbps)	Frequency	TX 2402MHz

Antenna at Horizontal Polarization

Emission Frequency (MHz)	Antenna Factor (dB/m)	Cable Loss (dB)	Preamp Gain (dB)	Read Level (dBμV)	Emission Level (dBμV/m)	Limits (dBμV/m)	Margin (dB)	Detector
4804.000	34.10	8.53	34.43	33.66	41.86	54.00	12.14	Peak

Antenna at Vertical Polarization

Emission Frequency (MHz)	Antenna Factor (dB/m)	Cable Loss (dB)	Preamp Gain (dB)	Read Level (dBμV)	Emission Level (dBμV/m)	Limits (dBμV/m)	Margin (dB)	Detector
4804.000	34.10	8.53	34.43	34.19	42.39	54.00	11.61	Peak

Mode	BLE (2Mbps)	Frequency	TX 2440MHz

Antenna at Horizontal Polarization

Emission Frequency (MHz)	Antenna Factor (dB/m)	Cable Loss (dB)	Preamp Gain (dB)	Read Level (dBμV)	Emission Level (dBμV/m)	Limits (dBμV/m)	Margin (dB)	Detector
4880.000	34.10	8.62	34.42	30.63	38.93	54.00	15.07	Peak

Antenna at Vertical Polarization

Emission Frequency (MHz)	Antenna Factor (dB/m)	Cable Loss (dB)	Preamp Gain (dB)	Read Level (dBμV)	Emission Level (dBμV/m)	Limits (dBμV/m)	Margin (dB)	Detector
4880.000	34.10	8.62	34.42	30.14	38.44	54.00	15.56	Peak

Mode	BLE (2Mbps)	Frequency	TX 2480MHz

Antenna at Horizontal Polarization

Emission Frequency (MHz)	Antenna Factor (dB/m)	Cable Loss (dB)	Preamp Gain (dB)	Read Level (dBμV)	Emission Level (dBμV/m)	Limits (dBμV/m)	Margin (dB)	Detector
4960.000	34.22	8.74	34.41	32.95	41.50	54.00	12.50	Peak

Antenna at Vertical Polarization

Emission Frequency (MHz)	Antenna Factor (dB/m)	Cable Loss (dB)	Preamp Gain (dB)	Read Level (dBμV)	Emission Level (dBμV/m)	Limits (dBμV/m)	Margin (dB)	Detector
4960.000	34.22	8.74	34.41	32.71	41.26	54.00	12.74	Peak

This test report may be reproduced in full only. The document may only be updated by Audix Technology Corp. personnel. Any changes will be noted in the Document History section of the report.

Audix Technology Corp.
No. 491, Zhongfu Rd., Linkou Dist.,
New Taipei City244, Taiwan

Tel: +886 2 26099301
Fax: +886 2 26099303

A.2.3 Emissions in Non-restricted Frequency Bands:

Pursuant to ANSI C63.10:2013 that emission levels below the FCC 15.209(a)/RSS-Gen Section 8.9 table 4 general radiated emissions limits is not required.

This test report may be reproduced in full only. The document may only be updated by Audix Technology Corp. personnel. Any changes will be noted in the Document History section of the report.