AUDIX Technology Corp.
No. 53-11, Dingfu, Linkou, Dist.,
New Taipei City244, Taiwan

Tel: +886 2 26099301
Fax: +886 2 26099303

FCC 15.247& RSS-247
2.4 GHz Report

for

LG Electronics Inc.

222 LG-ro Jinwi-myeon 451-713
Pyeongtaek-si,Gyeonggi-do 451-713, Korea

Product Name	**:**	**Notebook Computer**
Brand	**:**	**LG**
Model Name	**:**	**14Z970**
FCC ID	**:**	**BEJNT-14Z970**
IC	**:**	**2703H-14Z970**

Prepared by: **:** **AUDIX Technology Corporation, EMC Department**

Testing Laboratory
1724

This test report may be reproduced in full only. The document may only be updated by AUDIX Technology Corp. personnel. Any changes will be noted in the Document History section of the report.

AUDIX Technology Corp.
No. 53-11, Dingfu, Linkou, Dist.,
New Taipei City244, Taiwan
Tel: +886 2 26099301
Fax: +886 2 26099303

TABLE OF CONTENTS

Description Page

TEST REPORT CERTIFICATION 4
1. REPORT HISTORY 5
2. SUMMARY OF TEST RESULTS 6
3. GENERAL INFORMATION 7
3.1. Description of EUT 7
3.2. List of Key Components of EUT 8
3.3. Antenna Information 9
3.4. EUT Specifications Assessed in Current Report 9
3.5. Data Rate Relative to Output Power 11
3.6. Test Configuration 12
3.7. Tested Supporting System List 14
3.8. Setup Configuration 15
3.9. Operating Condition of EUT 15
3.10. Description of Test Facility 16
3.11. Measurement Uncertainty 17
4. MEASUREMENT EQUIPMENT LIST 18
4.1. Conducted Emission Measurement 18
4.2. Radiated Emission Measurement 18
4.3. RF Conducted Measurement 18
5. CONDUCTED EMISSION MEASUREMET 19
5.1. Block Diagram of Test Setup 19
5.2. Power Line Conducted Emission Limit 19
5.3. Test Procedure 19
5.4. Conducted Emission Measurement Results 20
6. RADIATED EMISSION MEASUREMENT 22
6.1. Block Diagram of Test Setup 22
6.2. Radiated Emission Limits 23
6.3. Test Procedure 24
6.4. Measurement Result Explanation 25
6.5. Test Results 25
7. 6dB BANDWIDTH MEASUREMENT 86
7.1. Block Diagram of Test Setup 86
7.2. Specification Limits 86
7.3. Test Procedure 86
7.4. Test Results 86
8. MAXIMUM PEAK OUTPUT POWER MEASUREMENT 87
8.1. Block Diagram of Test Setup 87
8.2. Specification Limits 87
8.3. Test Procedure 87
8.4. Test Results 87
9. EMISSION LIMITATIONS MEASUREMENT 88
9.1. Block Diagram of Test Setup 88
9.2. Specification Limits 88

This test report may be reproduced in full only. The document may only be updated by AUDIX Technology Corp. personnel. Any changes will be noted in the Document History section of the report.

AUDIX Technology Corp.
No. 53-11, Dingfu, Linkou, Dist.,
New Taipei City244, Taiwan
Tel: +886 2 26099301
Fax: +886 2 26099303

9.3. Test Procedure 88
9.4. Test Results 89
10. POWER SPECTRAL DENSITY 90
10.1. Block Diagram of Test Setup 90
10.2. Specification Limits 90
10.3. Test Procedure 90
10.4. Test Results 90
11. DEVIATION TO TEST SPECIFICATIONS 91

APPENDIX A TEST PHOTOGRAPHS
APPENDIX B TEST PLOTS

This test report may be reproduced in full only. The document may only be updated by AUDIX Technology Corp. personnel. Any changes will be noted in the Document History section of the report.

AUDIX Technology Corp.
No. 53-11, Dingfu, Linkou, Dist.,
New Taipei City244, Taiwan

Tel: +886 2 26099301
Fax: +886 2 26099303

TEST REPORT CERTIFICATION

Applicant	:	LG Electronics Inc.
Factory	:	LG Electronics Nanjing New Technology Co., Ltd.
Product Name	:	Notebook Computer
Model No.	:	14Z970
Serial No.	:	N/A
Brand Name	:	LG
Power Supply	:	DC 19V

Applicable Standards:

47 CFR FCC Part 15 Subpart C: 2016
RSS-Gen (Issue 4), November 2014
RSS-247 (Issue 1), May 2015
ANSI C63.10:2013
KDB 558074 D01 DTS Meas Guidance v03r05

AUDIX Technology Corp. tested the equipment mentioned in accordance with the requirements set forth in the above standards. Test results indicate that the equipment tested is capable of demonstrating compliance with the requirements as documented within this report. ***AUDIX Technology Corp.*** does not assume responsibility for any conclusions and generalizations drawn from the test results with regard to other specimens and samples.

Date of Test: 2016. 11. 07 ~ 28 Date of Report: 2016. 11. 30

Producer: Eva Chen
(Eva Chen/Assistant Administrator)

Signatory: Ben Cheng
(Ben Cheng/Manager)

This test report may be reproduced in full only. The document may only be updated by AUDIX Technology Corp. personnel. Any changes will be noted in the Document History section of the report.

AUDIX Technology Corp.
No. 53-11, Dingfu, Linkou, Dist.,
New Taipei City244, Taiwan
Tel: +886 2 26099301
Fax: +886 2 26099303

1. REPORT HISTORY

Revision	Date	Revision Summary	Report Number
0	2016. 11. 30	Original Report.	EM-F160764

This test report may be reproduced in full only. The document may only be updated by AUDIX Technology Corp. personnel. Any changes will be noted in the Document History section of the report.

AUDIX Technology Corp.
No. 53-11, Dingfu, Linkou, Dist.,
New Taipei City244, Taiwan
Tel: +886 2 26099301
Fax: +886 2 26099303

2. SUMMARY OF TEST RESULTS

Rule		Description	Results
FCC	IC		
15.207	RSS-Gen §8.8	Conducted Emission	**PASS**
15.247(d)/ 15.205	RSS-Gen §8.9 RSS-247 §5.5	Radiated Band Edge and Radiated Spurious Emission	**PASS**
15.247(a)(2)	RSS-247 §5.2(1)	6dB Bandwidth	**PASS**
15.247(b)(3)	RSS-247 §5.4(4)	Maximum Peak Output	**PASS**
15.247(d)	RSS-247 §5.5	Conducted Band Edges and Conducted Spurious Emission	**PASS**
15.247 (e)	RSS-247 §5.2(2)	Peak Power Spectral Density	**PASS**
15.203	----	Antenna Requirement	**PASS**

This test report may be reproduced in full only. The document may only be updated by AUDIX Technology Corp. personnel. Any changes will be noted in the Document History section of the report.

AUDIX Technology Corp.
No. 53-11, Dingfu, Linkou, Dist.,
New Taipei City244, Taiwan
Tel: +886 2 26099301
Fax: +886 2 26099303

3. GENERAL INFORMATION

3.1. Description of EUT

<table>
<tr><td>Product</td><td>Notebook Computer</td></tr>
<tr><td>Model Number</td><td>14Z970</td></tr>
<tr><td>Serial Number</td><td>N/A</td></tr>
<tr><td>Brand</td><td>LG</td></tr>
<tr><td>Applicant</td><td>LG Electronics Inc.
222 LG-ro Jinwi-myeon 451-713 Pyeongtaek-si,Gyeonggi-do 451-713, Korea</td></tr>
<tr><td>Factory</td><td>LG Electronics Nanjing New Technology Co., Ltd.
No.346,Yaoxin Road, Economic & Technical Development Zone, Nanjing, China.</td></tr>
<tr><td>RF Features</td><td>WLAN:802.11b/g/n/ac
Bluetooth: BT and BLE</td></tr>
<tr><td>Transmit Type</td><td>
<table>
<tr><th colspan="2">2.4 GHz</th></tr>
<tr><td>802.11b</td><td>1T1R</td></tr>
<tr><td>802.11g</td><td>1T1R</td></tr>
<tr><td>802.11n-HT20</td><td>2T2R</td></tr>
<tr><td>802.11n-HT40</td><td>2T2R</td></tr>
<tr><td>BT/BLE</td><td>1T1R</td></tr>
</table>
<table>
<tr><th colspan="2">UNII Bands</th></tr>
<tr><td>802.11a</td><td>1T1R</td></tr>
<tr><td>802.11n-HT20/
802.11ac-VHT20</td><td>2T2R</td></tr>
<tr><td>802.11n-HT40/
802.11ac-VHT40</td><td>2T2R</td></tr>
<tr><td>802.11ac-VHT80</td><td>2T2R</td></tr>
</table>
</td></tr>
<tr><td>Date of Receipt of Sample</td><td>2016. 11. 07</td></tr>
</table>

This test report may be reproduced in full only. The document may only be updated by AUDIX Technology Corp. personnel. Any changes will be noted in the Document History section of the report.

AUDIX Technology Corp.
No. 53-11, Dingfu, Linkou, Dist.,
New Taipei City244, Taiwan
Tel: +886 2 26099301
Fax: +886 2 26099303

3.2. List of Key Components of EUT

Item	Vendor	Model name	Description
System	Microsoft	Windows 10	---
Main Board	LGIT	13/14/15Z970 Main	---
	ENE	13/14/15Z970 Main	---
CPU (Socket: BGA1356)	Intel	i7-7500U	2.70GHz, up to 2.90GHz
	Intel	i5-7200U	2.50GHz, up to 2.71GHz
Memory	SAMSUNG	M471A1K43BB0-CPB	8GB DDR4 2133MHz
	SK hynix	HMA81GS6AFR8N-TF	8GB DDR4 2133MHz
LCD Panel	LG Display	LP148WF5-SPG1	Resolution: 1920 x 1080, 60Hz HDMI: 4K; (Including touch)
	LG Display	LP148WF7-SPE1	(Non touch)
Storage	SAMSUNG	MZNLN512HMJP (MZ-NLN512A)	512GB
	SK hynix	HFS512G39MND-3510A	512GB
Web Camera	Namuga	LC121 / LC119	1.00M/HD
WLAN Combo Card	Intel	8265D2W	802.11a/b/g/n/ac 2.4GHz/5GHz + BT 4.2 BLE
Wireless LAN Antenna	LG (INPAQ)	WA-F-LBLB-04-048	FPCB Type Main: Black, Aux: Gray
Wireless LAN Board	E&E	13Z970 WLAN SUB	---
	HANNSTAR	13Z970 WLAN SUB	---
HDMI Board	E&E	13Z970 HDMI SUB	---
	ENE	13Z970 HDMI SUB	---
Keyboard	LG	13Z970 KR HMB8150ELB13	---
		13Z970 KR HMB8151ELA13	---
Touch Pad	LG	EBD62827901 FA167D-16H0	---
		EBD61685203 SA167D-26H5	---
Type C to LAN	LG	10/100 Megabit Ethernet	---
	Type C to LAN: Shielded, Undetached, 0.12m		
Battery Pack	LG	LBR1223E	60.06Wh, DC7.7V, 7800mAh
	LG	LBP7221E	34.61Wh, DC7.7V, 4495mAh
AC Adapter	LG (Lien Chang)	LCAP25B	I/P: AC 100-240V, 50-60Hz, 1.0A, O/P: DC 19V, 2.1A
	DC Power Cord: Non-Shielded, Undetached, 1.5m AC Power Cord: Non-Shielded, Detached, 1.5m (2C)		

Remark: For a more detailed features description, please refer to the manufacturer's specifications or the user manual.

This test report may be reproduced in full only. The document may only be updated by AUDIX Technology Corp. personnel. Any changes will be noted in the Document History section of the report.

AUDIX Technology Corp.
No. 53-11, Dingfu, Linkou, Dist.,
New Taipei City244, Taiwan
Tel: +886 2 26099301
Fax: +886 2 26099303

3.3. Antenna Information

2.4G Antenna					
No.	**Antenna Part Number**	**Manufacture**	**Antenna Type**	**Frequency (MHz)**	**Max Gain (dBi)**
1	WA-F-LBLB-04-048 (Main)	INPAQ	FPCB	2400	**2.40**
				2450	**2.62**
				2500	**2.49**
2	WA-F-LBLB-04-048 (AUX)			2400	**3.52**
				2450	**3.51**
				2500	**2.62**

5G Antenna					
No.	**Antenna Part Number**	**Manufacture**	**Antenna Type**	**Frequency (MHz)**	**Max Gain (dBi)**
1	WA-F-LBLB-04-048 (Main)	INPAQ	FPCB	5100	**2.62**
				5400	**2.50**
				5800	**3.17**
2	WA-F-LBLB-04-048 (AUX)			5100	**2.79**
				5400	**3.11**
				5800	**2.87**

3.4. EUT Specifications Assessed in Current Report

Mode	Fundamental Range (MHz)	Channel Number	Modulation	Data Rate (Mbps)
802.11b	2412-2462	11	DSSS (DBPSK/DQPSK/CCK)	Up to 11
802.11g		11	OFDM (BPSK/QPSK/16QAM/64QAM)	Up to 54
802.11n-HT20				Up to 300
802.11n-HT40	2412-2452	7		
BLE	2402-2480	40	GFSK	1

This test report may be reproduced in full only. The document may only be updated by AUDIX Technology Corp. personnel. Any changes will be noted in the Document History section of the report.

AUDIX Technology Corp.
No. 53-11, Dingfu, Linkou, Dist.,
New Taipei City244, Taiwan
Tel: +886 2 26099301
Fax: +886 2 26099303

Channel List			
802.11 b/g/n-HT20		802.11n-HT40	
Channel Number	Frequency (MHz)	Channel Number	Frequency (MHz)
1	2412		
2	2417		
3	2422	3	2422
4	2427	4	2427
5	2432	5	2432
6	2437	6	2437
7	2442	7	2442
8	2447	8	2447
9	2452	9	2452
10	2457	10	2457
11	2462	11	2462
12	2467		
13	2472		

Channel List			
BLE			
Channel Number	Frequency (MHz)	Channel Number	Frequency (MHz)
37	2402	18	2442
00	2404	19	2444
01	2406	20	2446
02	2408	21	2448
03	2410	22	2450
04	2412	23	2452
05	2414	24	2454
06	2416	25	2456
07	2418	26	2458
08	2420	27	2460
09	2422	28	2462
10	2424	29	2464
38	2426	30	2466
11	2428	31	2468
12	2430	32	2470
13	2432	33	2472
14	2434	34	2474
15	2436	35	2476
16	2438	36	2478
17	2440	39	2480

This test report may be reproduced in full only. The document may only be updated by AUDIX Technology Corp. personnel. Any changes will be noted in the Document History section of the report.

AUDIX Technology Corp.
No. 53-11, Dingfu, Linkou, Dist.,
New Taipei City244, Taiwan
Tel: +886 2 26099301
Fax: +886 2 26099303

3.5. Data Rate Relative to Output Power

802.11b			
Channel	Modulation	Date Rate(Mbps)	Power(dBm)
1	DBPSK	1	18.85
1	DQPSK	2	18.79
1	CCK	5.5	18.72
1	CCK	11	18.64

802.11g			
Channel	Modulation	Date Rate(Mbps)	Power(dBm)
1	BPSK	6	17.06
1	BPSK	9	17.03
1	QPSK	12	16.99
1	QPSK	18	16.94
1	16-QAM	24	16.90
1	16-QAM	36	16.82
1	64-QAM	48	16.75
1	64-QAM	54	16.68

802.11n-HT20				802.11n-HT40			
Channel	Modulation	Date Rate (Mbps)	Power (dBm)	Channel	Modulation	Date Rate (Mbps)	Power (dBm)
1	BPSK	MCS8	15.96	3	BPSK	MCS8	13.99
1	QPSK	MCS9	15.88	3	QPSK	MCS9	13.92
1	QPSK	MCS10	15.82	3	QPSK	MCS10	13.87
1	16-QAM	MCS11	15.76	3	16-QAM	MCS11	13.78
1	16-QAM	MCS12	15.72	3	16-QAM	MCS12	13.74
1	64-QAM	MCS13	15.63	3	64-QAM	MCS13	13.65
1	64-QAM	MCS14	15.59	3	64-QAM	MCS14	13.61
1	64-QAM	MCS15	15.55	3	64-QAM	MCS15	13.56

BLE			
Channel	Modulation	Date Rate(Mbps)	Power(dBm)
0	GFSK	1	4.287

Note: Above results are assessed in peak power.

This test report may be reproduced in full only. The document may only be updated by AUDIX Technology Corp. personnel. Any changes will be noted in the Document History section of the report.

AUDIX Technology Corp.
No. 53-11, Dingfu, Linkou, Dist.,
New Taipei City244, Taiwan
Tel: +886 2 26099301
Fax: +886 2 26099303

3.6. Test Configuration

Mode	Duty Cycle (x)	T (ms)	Duty Cycle Factor (dB)
802.11b	1.00	12.33	0
802.11g	1.00	2.030	0
802.11n-HT20	0.97	0.970	0.132
802.11n-HT40	0.94	0.490	0.269
BLE	0.8275	0.400	0.820

Note: When duty cycle is less than 98% (0.98) that duty cycle factor 10log(1/x) is needed to add in conducted test items measured in average detector.

AC Conduction	
Test Case	Normal operation

Item		Mode	Data Rate	Test Channel
Radiated Test Case	Radiated Band Edge Note1	802.11b	1Mbps	1/2/10/11/12/13
		802.11g	6Mbps	1/2/10/11/12/13
		802.11n-HT20	MCS8	1/2/10/11/12/13
		802.11n-HT40	MCS8	3/4/8/9/10/11
		BLE	1Mbps	37/39
	Radiated Spurious Emission Note1 & 2	802.11b	1Mbps	1/6/11
		802.11g	6Mbps	1/6/11
		802.11n-HT20	MCS8	1/6/11
		802.11n-HT40	MCS8	3/6/9
		BLE	1Mbps	37/17/39

This test report may be reproduced in full only. The document may only be updated by AUDIX Technology Corp. personnel. Any changes will be noted in the Document History section of the report.

AUDIX Technology Corp.
No. 53-11, Dingfu, Linkou, Dist.,
New Taipei City244, Taiwan
Tel: +886 2 26099301
Fax: +886 2 26099303

Item		Mode	Data Rate	Test Channel
Conducted Test Case	6dB Bandwidth	802.11b	1Mbps	1/6/11/13
		802.11g	6Mbps	1/6/11/13
		802.11n-HT20	MCS8	1/6/11/13
		802.11n-HT40	MCS8	3/6/9/11
		BLE	1Mbps	37/17/39
	Peak Power Spectral Density	802.11b	1Mbps	1/6/11/13
		802.11g	6Mbps	1/6/11/13
		802.11n-HT20	MCS8	1/6/11/13
		802.11n-HT40	MCS8	3/6/9/11
		BLE	1Mbps	37/17/39
	Peak Output Power	802.11b	1Mbps	1/2/6/10/11/12/13
		802.11g	6Mbps	1/2/6/10/11/12/13
		802.11n-HT20	MCS8	1/2/6/10/11/12/13
		802.11n-HT40	MCS8	3/4/6/10/11
		BLE	1Mbps	37/17/39
	Band Edge	802.11b	1Mbps	1/11/13
		802.11g	6Mbps	1/11/13
		802.11n-HT20	MCS8	1/11/13
		802.11n-HT40	MCS8	3/9/11
		BLE	1Mbps	37/39
	Spurious Emission	802.11b	1Mbps	1/11/13
		802.11g	6Mbps	1/11/13
		802.11n-HT20	MCS8	1/11/13
		802.11n-HT40	MCS8	3/9/11
		BLE	1Mbps	37/17/39

Note 1:

■Mobile Device

☐Portable Device, and 3 axis were assessed. The worst scenario for Radiated Spurious Emission as follow:

- ☐ Lie
- ☐ Side
- ☐ Stand

Note 2: Low, mid, and high channels were measured, only the worst channel of each modulation was presented in this report.

This test report may be reproduced in full only. The document may only be updated by AUDIX Technology Corp. personnel. Any changes will be noted in the Document History section of the report.

AUDIX Technology Corp.
No. 53-11, Dingfu, Linkou, Dist.,
New Taipei City244, Taiwan
Tel: +886 2 26099301
Fax: +886 2 26099303

3.7. Tested Supporting System List

3.7.1. Support Peripheral Unit

No.	Product	Brand	Model No.	Serial No.	FCC ID
1.	SD Card	ADATA	N/A	N/A	N/A
2.	Earphone	APPLE	N/A	N/A	N/A
3.	LCD Monitor	VIEWSONIC	VP2780-4K	U8K153600277	N/A
4.	External HDD	SONY	HD-E1	3GDL0T155151 A12	N/A
5.	USB Mouse	DELL	MS111-T	CN-0KW2YH-7 1616-282-0XYP	N/A
6.	Earphone	HTC	Max300	N/A	N/A
7.	USB Mouse	ASUS	N6-mimi	N/A	N/A
8.	LCD TV	LG	22LK330-DB	N/A	N/A
9.	USB Storage	Transcend	N/A	N/A	N/A

3.7.2. Cable Lists

No.	Cable Description Of The Above Support Units
1.	N/A
2.	Earphone Cable: Unshielded, Detachable, 0.9m
3.	HDMI Cable: Shielded, Detachable, 1.8m
4.	USB Cable: Shielded, Detachable, 0.5m
5.	USB Cable: Shielded, Detachable, 1.8m
6.	Earphone Cable: Unshielded, Detachable, 1.5m
7.	USB Cable: Shielded, Detachable, 1.5m
8.	Power Cord: Shielded, Detachable, 1.5m HDMI Cable: Shielded, Detachable, 1.5m
9.	N/A

This test report may be reproduced in full only. The document may only be updated by AUDIX Technology Corp. personnel. Any changes will be noted in the Document History section of the report.

AUDIX Technology Corp.
No. 53-11, Dingfu, Linkou, Dist.,
New Taipei City244, Taiwan
Tel: +886 2 26099301
Fax: +886 2 26099303

3.8. Setup Configuration

3.8.1. EUT Configuration for Power Line & Radiated Emission

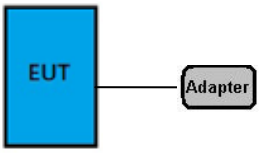

3.8.2. EUT Configuration for Conducted Test Items

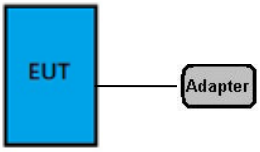

3.9. Operating Condition of EUT

Test program “DRTU” is used for enabling EUT WLAN function under continues transmitting and choosing data rate/ channel.

This test report may be reproduced in full only. The document may only be updated by AUDIX Technology Corp. personnel. Any changes will be noted in the Document History section of the report.

AUDIX Technology Corp.
No. 53-11, Dingfu, Linkou, Dist.,
New Taipei City244, Taiwan
Tel: +886 2 26099301
Fax: +886 2 26099303

3.10.Description of Test Facility

Test Firm Name	:	**AUDIX Technology Corporation** **EMC Department** No. 53-11, Dingfu, Linkou Dist., New Taipei City 244, Taiwan
Test Location & Facility	:	**No. 7 Shielded Room** No. 53-11, Dingfu, Linkou Dist., New Taipei City 244, Taiwan **Semi-Anechoic Chamber** No. 53-11, Dingfu, Linkou Dist., New Taipei City 244, Taiwan IC Test Site Registration No.: 5183B-1 Renewal on September 17, 2014 **FullyAnechoic Chamber** No. 53-11, Dingfu, Linkou Dist., New Taipei City 244, Taiwan IC Test Site Registration No.: 5183B-4 Renewal on August 31, 2015
NVLAP Lab. Code	:	200077-0
TAF Accreditation No	:	1724
FCC OET Designation	:	TW1004 & TW1090

This test report may be reproduced in full only. The document may only be updated by AUDIX Technology Corp. personnel. Any changes will be noted in the Document History section of the report.

AUDIX Technology Corp.
No. 53-11, Dingfu, Linkou, Dist.,
New Taipei City244, Taiwan
Tel: +886 2 26099301
Fax: +886 2 26099303

3.11.Measurement Uncertainty

Test Item	Frequency Range	Uncertainty
Conduction Test	150kHz~30MHz	±3.5dB
Radiation Test (Distance: 3m)	30MHz~1000MHz	± 3.68dB
	Above 1GHz	± 5.82dB

Remark：Uncertainty = $ku_c(y)$

Test Item	Uncertainty
6dB Bandwidth	± 0.05kHz
Maximum peak output power	± 0.33dB
Power spectral density	± 0.13dB
Conducted Emission Limitations	± 0.13dB

This test report may be reproduced in full only. The document may only be updated by AUDIX Technology Corp. personnel. Any changes will be noted in the Document History section of the report.

AUDIX Technology Corp.
No. 53-11, Dingfu, Linkou, Dist.,
New Taipei City244, Taiwan
Tel: +886 2 26099301
Fax: +886 2 26099303

4. MEASUREMENT EQUIPMENT LIST

4.1. Conducted Emission Measurement

Item	Type	Manufacturer	Model No.	Serial No.	Cal. Date	Cal. Interval
1.	Test Receiver	R&S	ESCI	101276	2016. 03. 31	1 Year
2.	A.M.N.	R&S	ESH2-Z5	100366	2016. 07. 27	1 Year
3.	L.I.S.N.	Kyoritsu	KNW-407	8-1539-3	2016. 01. 21	1 Year
4.	Pulse Limiter	R&S	ESH3-Z2	101495	2016. 01. 17	1 Year
5.	Test Software	Audix	e3	V.120619C	N.C.R.	N.C.R.

4.2. Radiated Emission Measurement

4.2.1. Frequency Range 9kHz~1000MHz (Semi-Anechoic Chamber)

Item	Type	Manufacturer	Model No.	Serial No.	Cal. Date	Cal. Interval
1.	Spectrum Analyzer	Agilent	N9010A-526	MY53400071	2016. 09. 19	1 Year
2.	Test Receiver	R & S	ESCS30	100338	2016. 06. 22	1 Year
3.	Amplifier	HP	8447D	2944A06305	2016. 02. 23	1 Year
4.	Bilog Antenna	CHASE	CBL6112D	33821	2016. 01. 30	1 Year
5.	Loop Antenna	R&S	HFH2-Z2	891847/27	2015. 12. 24	1 Year
6.	Test Software	Audix	e3	V.120619C	N.C.R.	N.C.R.

4.2.2. Frequency Range Above 1GHz (Fully Anechoic Chamber)

Item	Type	Manufacturer	Model No.	Serial No.	Cal. Date	Cal. Interval
1.	Spectrum Analyzer	Agilent	E4446A	US44300366	2016. 08. 19	1 Year
2.	Amplifier	Sonoma	310N	187161	2016. 06. 14	1 Year
3.	2.4GHz Notch Filter	K&L	7NSL10-2441.5E130.5-00	1	2016. 07. 27	1 Year
4.	Horn Antenna	ETS-Lindgren	3117	00135902	2016. 03. 05	1 Year
5.	Horn Antenna	EMCO	3116	2653	2016. 10. 24	1 Year
6.	Test Software	Audix	e3	V.6.110601	N.C.R.	N.C.R.

4.3. RF Conducted Measurement

Item	Type	Manufacturer	Model No.	Serial No.	Cal. Date	Cal. Interval
1.	Spectrum Analyzer	Agilent	N9030A-526	MY53310269	2015. 11. 28	1 Year
2.	Power Meter	Anritsu	ML2495A	1145008	2016. 10. 27	1 Year
3.	Power Sensor	Anritsu	MA2411B	1126096	2016. 10. 27	1 Year

This test report may be reproduced in full only. The document may only be updated by AUDIX Technology Corp. personnel. Any changes will be noted in the Document History section of the report.

AUDIX Technology Corp.
No. 53-11, Dingfu, Linkou, Dist.,
New Taipei City244, Taiwan
Tel: +886 2 26099301
Fax: +886 2 26099303

5. CONDUCTED EMISSION MEASUREMET

5.1. Block Diagram of Test Setup

Shielded Room Setup Diagram

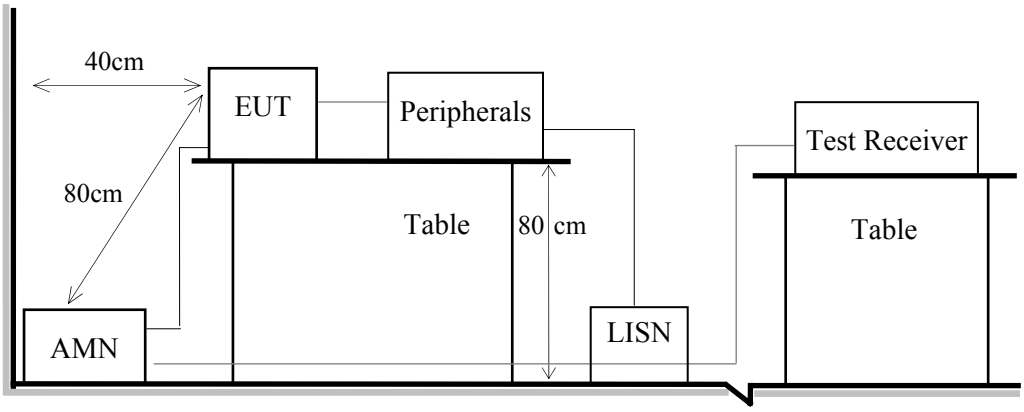

5.2. Power Line Conducted Emission Limit

Frequency	Conducted Limit	
	Quasi-Peak Level	Average Level
150kHz ~ 500kHz	66 ~ 56 dBμV	56 ~ 46 dBμV
500kHz ~ 5MHz	56 dBμV	46 dBμV
5MHz ~ 30MHz	60 dBμV	50 dBμV

Remark 1.: If the average limit is met when using a Quasi-Peak detector, the measurement using the average detector is not required.
2.: The lower limit applies to the band edges.

5.3. Test Procedure

5.3.1. To set up the EUT as indicated in ANSI C 63.10. The EUT was placed on the table which has 80 cm height to the ground and 40 cm distance to the conducting wall.

5.3.2. Power supplier of the EUT was connected to the AC mains through an Artificial Mains Network (A.M.N.).

5.3.3. The AC power supplies to all peripheral devices must be provided through line impedance stabilization network (L.I.S.N.)

5.3.4. Checking frequency range from 150 kHz to 30 MHz and record the emission which does not have 20 dB below limit.

This test report may be reproduced in full only. The document may only be updated by AUDIX Technology Corp. personnel. Any changes will be noted in the Document History section of the report.

AUDIX Technology Corp.
No. 53-11, Dingfu, Linkou, Dist.,
New Taipei City244, Taiwan

Tel: +886 2 26099301
Fax: +886 2 26099303

5.4. Conducted Emission Measurement Results

PASSED.

Test Date	2016/11/07	Temp./Hum.	24℃/53%
Test Voltage	AC 120V, 60Hz (via AC Adapter)		

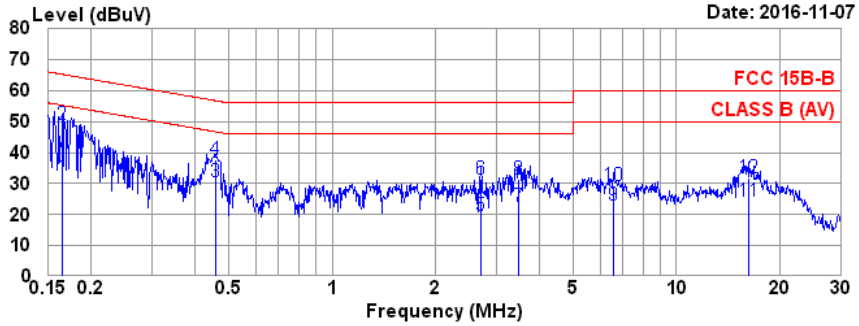

Site no. : No.7 Shielded Room
Condition : ESH2-Z5 366(ADAPTER)
Limit : FCC 15B-B
Env. / Ins. : 24*C / 53% ESCI (1276)
EUT : 14Z970
Power Rating : 120Vac/60Hz
Test Mode : Operating

Data no. : 2
Phase : NEUTRAL
Engineer : Nick Du

	Freq. (MHz)	AMN Factor (dB)	Cable Loss (dB)	Pulse Att. (dB)	Reading (dBµV)	Emission Level (dBµV)	Limits (dBµV)	Margin (dB)	Remark
1	0.165	0.18	0.03	9.85	21.79	31.85	55.21	23.36	Average
2	0.165	0.18	0.03	9.85	38.94	49.00	65.21	16.21	QP
3	0.459	0.19	0.04	9.85	20.53	30.61	46.71	16.10	Average
4	0.459	0.19	0.04	9.85	27.69	37.77	56.71	18.94	QP
5	2.707	0.28	0.09	9.93	9.49	19.79	46.00	26.21	Average
6	2.707	0.28	0.09	9.93	21.31	31.61	56.00	24.39	QP
7	3.472	0.31	0.10	9.90	12.45	22.76	46.00	23.24	Average
8	3.472	0.31	0.10	9.90	21.11	31.42	56.00	24.58	QP
9	6.557	0.43	0.14	9.87	12.59	23.03	50.00	26.97	Average
10	6.557	0.43	0.14	9.87	18.74	29.18	60.00	30.82	QP
11	16.140	0.85	0.22	9.91	13.46	24.44	50.00	25.56	Average
12	16.140	0.85	0.22	9.91	20.99	31.97	60.00	28.03	QP

Remarks: 1. Emission Level= AMN Factor + Cable Loss + Pulse Att. + Reading.

This test report may be reproduced in full only. The document may only be updated by AUDIX Technology Corp. personnel. Any changes will be noted in the Document History section of the report.

AUDIX Technology Corp.
No. 53-11, Dingfu, Linkou, Dist.,
New Taipei City244, Taiwan

Tel: +886 2 26099301
Fax: +886 2 26099303

Test Date	2016/11/07	Temp./Hum.	24°C/53%
Test Voltage	AC 120V, 60Hz (via AC Adapter)		

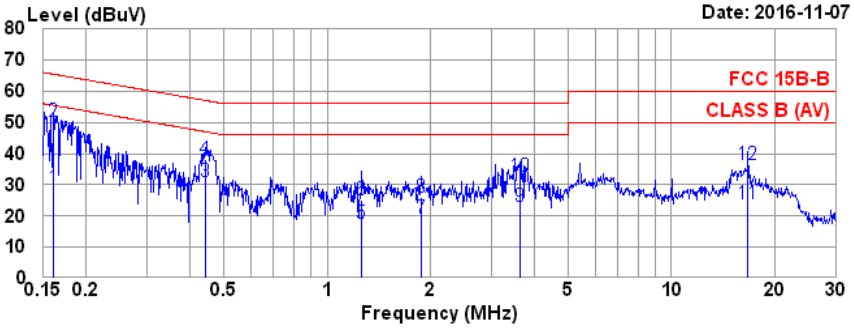

Site no. : No.7 Shielded Room
Data no. : 1
Condition : ESH2-Z5 366(ADAPTER)
Phase : LINE
Limit : FCC 15B-B
Env. / Ins. : 24*C / 53% ESCI (1276)
Engineer : Nick Du
EUT : 14Z970
Power Rating : 120Vac/60Hz
Test Mode : Operating

	Freq. (MHz)	AMN Factor (dB)	Cable Loss (dB)	Pulse Att. (dB)	Reading (dBµV)	Emission Level (dBµV)	Limits (dBµV)	Margin (dB)	Remark
1	0.161	0.18	0.03	9.85	18.69	28.75	55.43	26.68	Average
2	0.161	0.18	0.03	9.85	40.24	50.30	65.43	15.13	QP
3	0.442	0.18	0.04	9.85	21.12	31.19	47.02	15.83	Average
4	0.442	0.18	0.04	9.85	27.93	38.00	57.02	19.02	QP
5	1.262	0.22	0.07	9.92	7.57	17.78	46.00	28.22	Average
6	1.262	0.22	0.07	9.92	14.97	25.18	56.00	30.82	QP
7	1.878	0.25	0.07	9.95	8.83	19.10	46.00	26.90	Average
8	1.878	0.25	0.07	9.95	15.66	25.93	56.00	30.07	QP
9	3.623	0.32	0.10	9.90	12.59	22.91	46.00	23.09	Average
10	3.623	0.32	0.10	9.90	22.29	32.61	56.00	23.39	QP
11	16.661	0.97	0.22	9.91	12.59	23.69	50.00	26.31	Average
12	16.661	0.97	0.22	9.91	25.25	36.35	60.00	23.65	QP

Remarks: 1. Emission Level= AMN Factor + Cable Loss + Pulse Att. + Reading.

This test report may be reproduced in full only. The document may only be updated by AUDIX Technology Corp. personnel. Any changes will be noted in the Document History section of the report.

AUDIX Technology Corp.
No. 53-11, Dingfu, Linkou, Dist.,
New Taipei City244, Taiwan
Tel: +886 2 26099301
Fax: +886 2 26099303

6. RADIATED EMISSION MEASUREMENT

6.1. Block Diagram of Test Setup

6.1.1. Block Diagram of connection between EUT and simulators

Indicated as section 3.7

6.1.2. Semi Anechoic Chamber (3m) Setup Diagram for 9kHz-30MHz

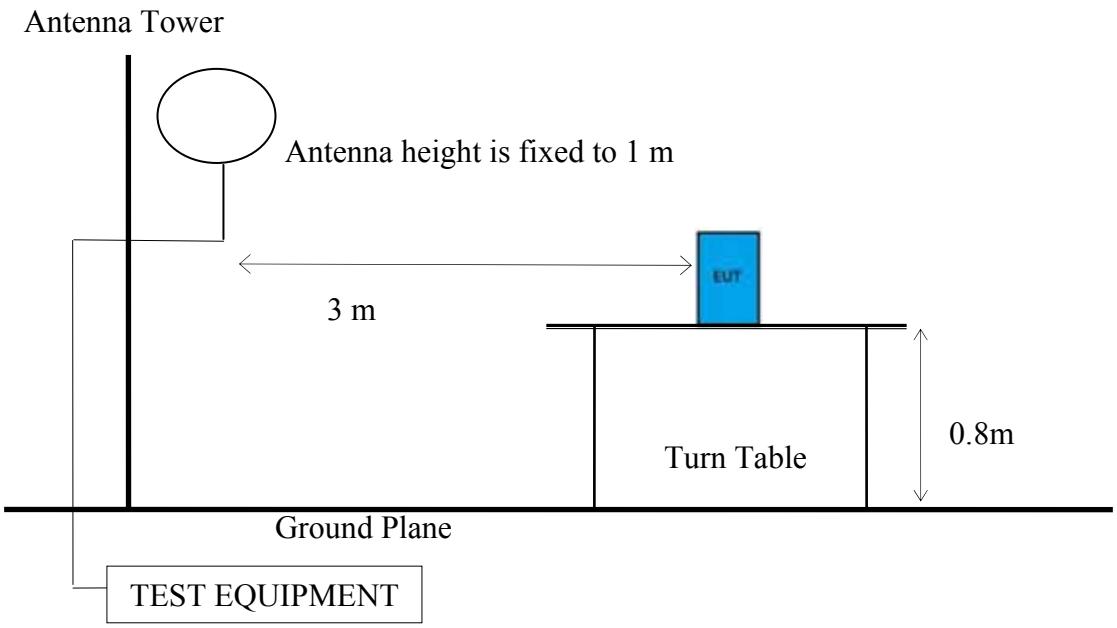

6.1.3. Semi Anechoic Chamber (3m) Setup Diagram for 30-1000 MHz

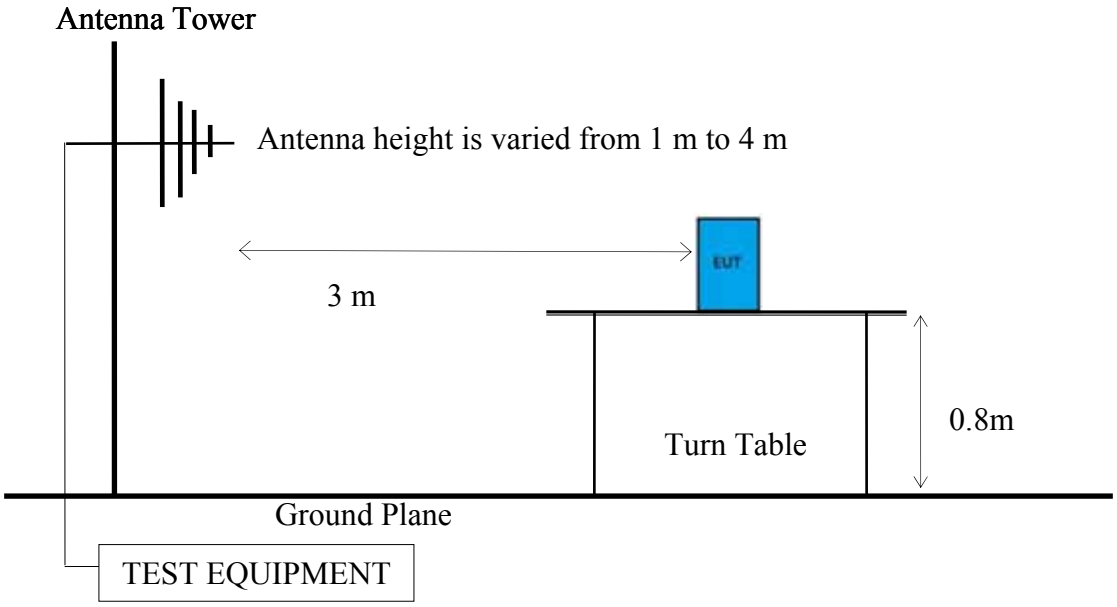

This test report may be reproduced in full only. The document may only be updated by AUDIX Technology Corp. personnel. Any changes will be noted in the Document History section of the report.

AUDIX Technology Corp.
No. 53-11, Dingfu, Linkou, Dist.,
New Taipei City244, Taiwan
Tel: +886 2 26099301
Fax: +886 2 26099303

6.1.4. Fully Anechoic Chamber (3m) Setup Diagram for above 1GHz

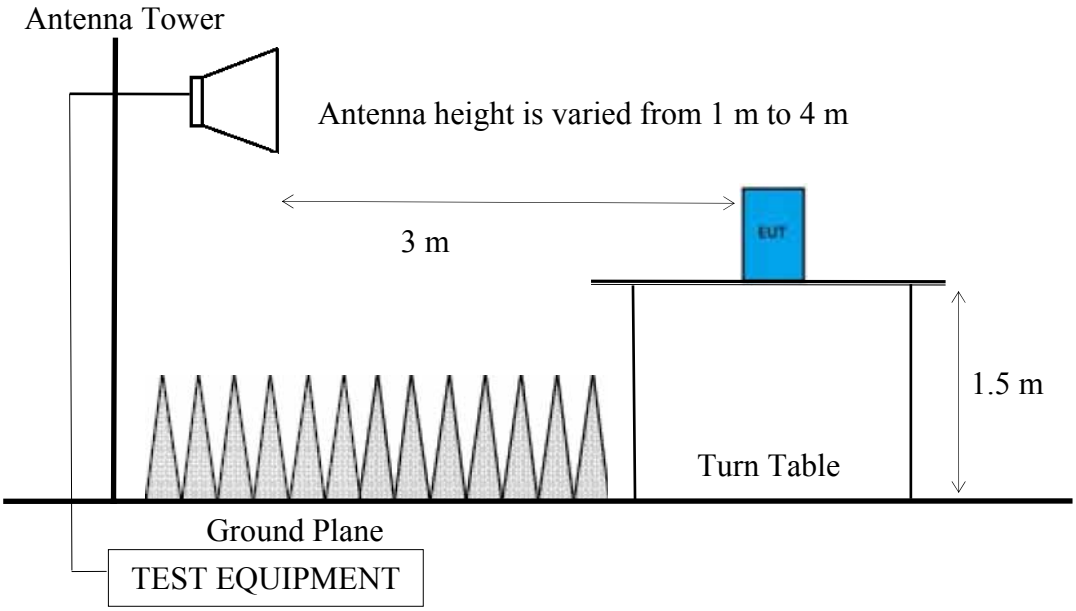

6.2. Radiated Emission Limits

In any 100kHz bandwidth outside the frequency band, the radio frequency power produced by the intentional radiator shall be at least 20dB below that in the 100kHz bandwidth within the band that contains the highest level. In addition, radiated emissions which fall in restricted bands, as defined in Section 15.205/RSS-Gen Section 8.10 table 6, must also comply with the radiated emission limits specified as below.

Frequency (MHz)	Distance (m)	Limits	
		dBμV/m	μV/m
0.009 - 0.490	300	67.6	2400/kHz
0.490 - 1.705	30	87.6	24000/kHz
1.705 - 30	30	29.5	30
30 - 88	3	40.0	100
88- 216	3	43.5	150
216- 960	3	46.0	200
Above 960	3	54.0	500
Above 1000	3	74.0 dBμV/m (Peak) 54.0 dBμV/m (Average)	

Remark：(1) dBμV/m = 20 log (μV/m)
(2) The tighter limit applies to the edge between two frequency bands.
(3) Distance refers to the distance in meters between the measuring instrument antenna and the closed point of any part of the device or system.
(4) Fundamental and emission fall within operation band are exempted from this section.
(5) Pursuant to ANSI C63.10: 6.6.4.3, if the maximized peak measured value complies with the average limit, then it is unnecessary to perform an average measurement.

This test report may be reproduced in full only. The document may only be updated by AUDIX Technology Corp. personnel. Any changes will be noted in the Document History section of the report.

AUDIX Technology Corp.
No. 53-11, Dingfu, Linkou, Dist.,
New Taipei City244, Taiwan
Tel: +886 2 26099301
Fax: +886 2 26099303

6.3. Test Procedure

Frequency Range 9kHz~30MHz:
The EUT setup on the turn table which has 0.8 m height to the ground. The turn table rotated 360 degrees and antenna fixed to 1 m to find the maximum emission level. In order to find the maximum emission, all of the interface cables were manipulated according to ANSI C63.10-2013 regulation.

(1) RBW = 9kHz with peak and average detector.
(2) Detector: average and peak (9kHz-490kHz)
Q.P. (490kHz-30MHz)

Frequency Range 30MHz ~ 40GHz:
The EUT setup on the turn find table which has 80 cm (for 30-1000 MHz) and 1.5m (for above 1GHz) height to the ground. The turn table rotated 360 degrees and antenna varied from 1 m to 4 m to find the maximum emission level. Both horizontal and vertical polarization are required. In order to find the maximum emission, all of the interface cables were manipulated according to ANSI C63.10-2013 regulation.

Frequency below 1 GHz:
Spectrum Analyzer is used for pre-testing with following setting:

(1) RBW = 120KHz
(2) VBW ≥ 3 x RBW.
(3) Detector = Peak.
(4) Sweep time = auto.
(5) Trace mode = max hold.
(6) Allow sweeps to continue until the trace stabilizes.
(7) When peak-detected value is lower than limit that the measurement using the Q.P. detector is not required. Otherwise using Q.P. for finally measurement.

Frequency above 1GHz to 10th harmonic:

Peak Detector:

(1) RBW = 1MHz
(2) VBW ≥ 3 x RBW.
(3) Detector = Peak.
(4) Sweep time = auto.
(5) Trace mode = max hold.
(6) Allow sweeps to continue until the trace stabilizes.
(7) When peak-detected value is lower than limit that the measurement using the average detector is not required. Otherwise using average for finally measurement.

This test report may be reproduced in full only. The document may only be updated by AUDIX Technology Corp. personnel. Any changes will be noted in the Document History section of the report.

AUDIX Technology Corp.
No. 53-11, Dingfu, Linkou, Dist.,
New Taipei City244, Taiwan
Tel: +886 2 26099301
Fax: +886 2 26099303

Average Detector:

■Option 1:

(1) RBW = 1MHz
(2) VBW ≥ 1/ T.

Modulation Type	T (ms)	1/ T (kHz)	VBW Setting(kHz)
802.11b	12.33	0.081	0.081
802.11g	2.030	0.493	0.493
802.11n-HT20	0.970	1.031	1.031
802.11n-HT40	0.490	2.041	2.041
BLE	0.400	2.500	2.500

N/A: 1/ T is not implemented when duty cycle presented in section 3.5 is ≥98 %.

(1) Detector = Peak.
(2) Sweep time = auto.
(3) Trace mode = max hold.
(4) Allow sweeps to continue until the trace stabilizes.

☐Option 2:

Average Emission Level= Peak Emission Level+ D.C.C.F.

6.4. Measurement Result Explanation

■Peak Emission Level=Antenna Factor + Cable Loss + Meter Reading

■Average Emission Level l=Antenna Factor + Cable Loss + Meter Reading

☐Average Emission Level= Peak Emission Level+ DCCF

Duty Cycle Correction Factor (DCCF)= 20log (TX_{on}/TX_{on+off}) presented in section 3.5

☐EPR= Peak Emission Level-95.2dB-2.14dB

6.5. Test Results

PASSED.

Test Date	2016/11/24	Temp./Hum.	22℃/58%
Test Voltage	AC 120V, 60Hz (via AC Adapter)		

This test report may be reproduced in full only. The document may only be updated by AUDIX Technology Corp. personnel. Any changes will be noted in the Document History section of the report.

AUDIX Technology Corp.
No. 53-11, Dingfu, Linkou, Dist.,
New Taipei City244, Taiwan
Tel: +886 2 26099301
Fax: +886 2 26099303

6.5.1. Emissions within Restricted Frequency Bands

6.5.1.1. Frequency 9kHz~30MHz

The emissions (9kHz~30MHz) not reported for there is no emission be found.

6.5.1.2. Frequency Below 1 GHz

Worst mode as representative

Mode	802.11g	Frequency	TX 2437MHz

Antenna at Horizontal Polarization

Emission Frequency (MHz)	Antenna Factor (dB/m)	Cable Loss (dB)	Meter Reading (dBμV)	Emission Level (dBμV/m)	Limits (dBμV/m)	Margin (dB)	Detector
93.05	9.67	3.17	13.77	26.61	43.50	16.89	Peak
194.90	9.24	3.94	14.65	27.83	43.50	15.67	Peak
330.70	13.93	4.99	11.17	30.09	46.00	15.91	Peak
450.01	16.29	6.07	5.78	28.14	46.00	17.86	Peak
717.73	18.97	6.80	0.72	26.49	46.00	19.51	Peak
880.69	20.48	7.47	3.01	30.96	46.00	15.04	Peak

Antenna at Vertical Polarization

Emission Frequency (MHz)	Antenna Factor (dB/m)	Cable Loss (dB)	Meter Reading (dBμV)	Emission Level (dBμV/m)	Limits (dBμV/m)	Margin (dB)	Detector
31.94	17.52	2.37	16.61	36.50	40.00	3.50	Peak
114.39	11.95	3.33	12.92	28.20	43.50	15.30	Peak
329.73	13.93	4.99	10.66	29.58	46.00	16.42	Peak
496.57	16.91	6.42	4.20	27.53	46.00	18.47	Peak
592.60	18.24	6.50	2.35	27.09	46.00	18.91	Peak
865.17	20.40	7.42	1.81	29.63	46.00	16.37	Peak

This test report may be reproduced in full only. The document may only be updated by AUDIX Technology Corp. personnel. Any changes will be noted in the Document History section of the report.

AUDIX Technology Corp.
No. 53-11, Dingfu, Linkou, Dist.,
New Taipei City244, Taiwan

Tel: +886 2 26099301
Fax: +886 2 26099303

6.5.2. Frequency Above 1 GHz to 10th harmonics

Band Edge:

Mode	802.11b	Frequency	TX 2412MHz

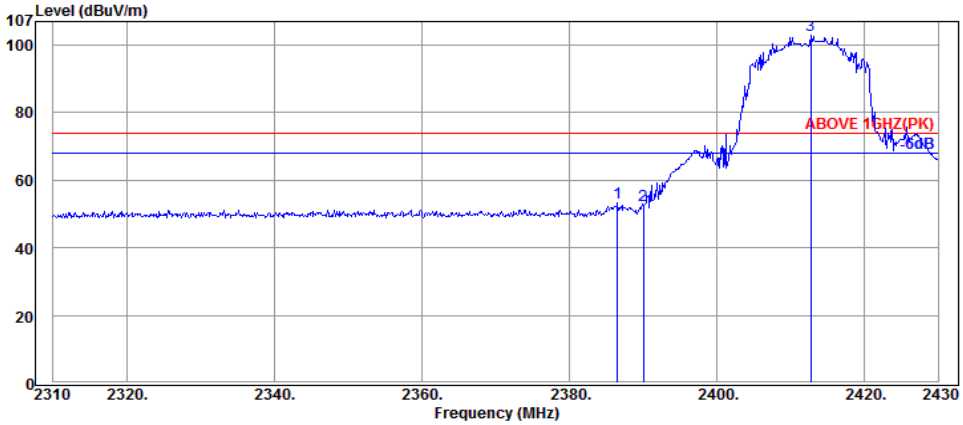

Antenna at Horizontal Polarization

Emission Frequency (MHz)	Antenna Factor (dB/m)	Cable Loss (dB)	Meter Reading (dBμV)	Emission Level (dBμV/m)	Limits (dBμV/m)	Margin (dB)	Detector
2386.56	32.16	5.72	15.56	53.44	74.00	20.56	Peak
2390.04	32.16	5.72	14.74	52.62	74.00	21.38	Peak
2412.72	32.18	5.74	64.94	102.86	---	---	Peak

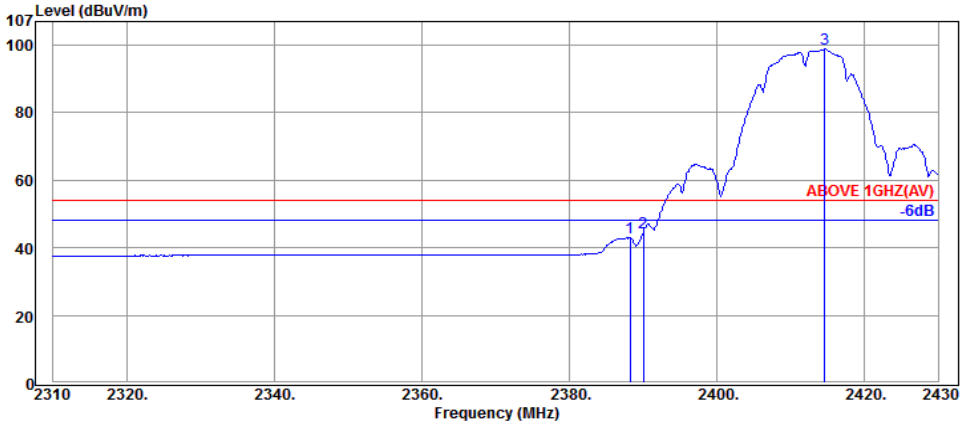

Antenna at Horizontal Polarization

Emission Frequency (MHz)	Antenna Factor (dB/m)	Cable Loss (dB)	Meter Reading (dBμV)	Emission Level (dBμV/m)	Limits (dBμV/m)	Margin (dB)	Detector
2388.24	32.16	5.72	5.22	43.10	54.00	10.90	Average
2390.04	32.16	5.72	6.71	44.59	54.00	9.41	Average
2414.64	32.18	5.74	60.88	98.80	---	---	Average

This test report may be reproduced in full only. The document may only be updated by AUDIX Technology Corp. personnel. Any changes will be noted in the Document History section of the report.

AUDIX Technology Corp.
No. 53-11, Dingfu, Linkou, Dist.,
New Taipei City244, Taiwan

Tel: +886 2 26099301
Fax: +886 2 26099303

Mode	802.11b	Frequency	TX 2412MHz

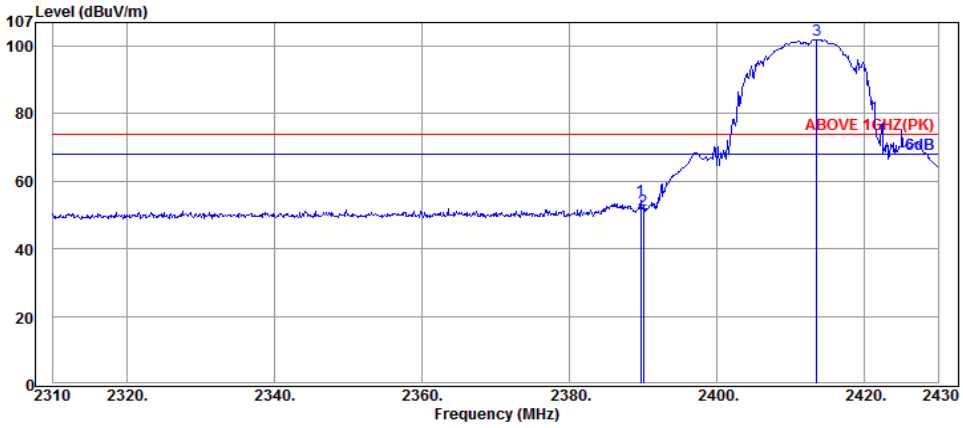

Antenna at Vertical Polarization

Emission Frequency (MHz)	Antenna Factor (dB/m)	Cable Loss (dB)	Meter Reading (dBμV)	Emission Level (dBμV/m)	imits (dBμV/m)	Margin (dB)	Detector
2389.68	32.16	5.72	16.61	54.49	74.00	19.51	Peak
2390.04	32.16	5.72	13.67	51.55	74.00	22.45	Peak
2413.56	32.18	5.74	64.03	101.95	---	---	Peak

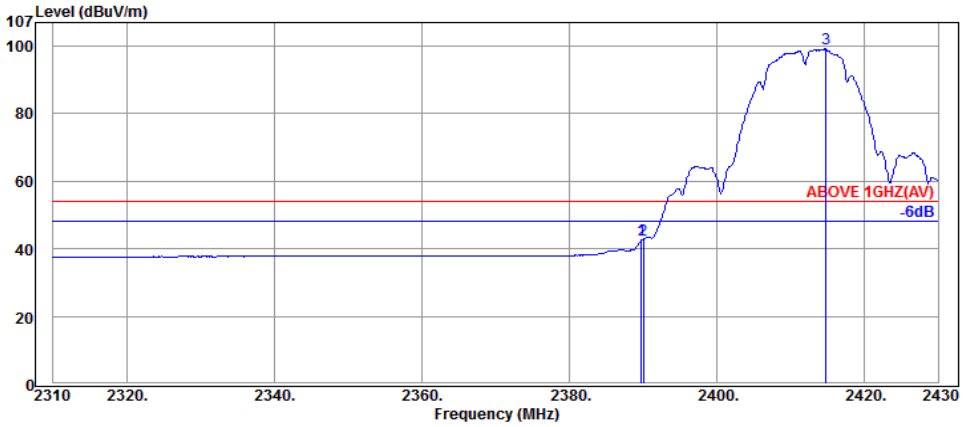

Antenna at Vertical Polarization

Emission Frequency (MHz)	Antenna Factor (dB/m)	Cable Loss (dB)	Meter Reading (dBμV)	Emission Level (dBμV/m)	Limits (dBμV/m)	Margin (dB)	Detector
2389.80	32.16	5.72	4.66	42.54	54.00	11.46	Average
2390.04	32.16	5.72	4.94	42.82	54.00	11.18	Average
2414.76	32.18	5.74	61.27	99.19	---	---	Average

This test report may be reproduced in full only. The document may only be updated by AUDIX Technology Corp. personnel. Any changes will be noted in the Document History section of the report.

AUDIX Technology Corp.
No. 53-11, Dingfu, Linkou, Dist.,
New Taipei City244, Taiwan
Tel: +886 2 26099301
Fax: +886 2 26099303

Mode	802.11b	Frequency	TX 2417MHz

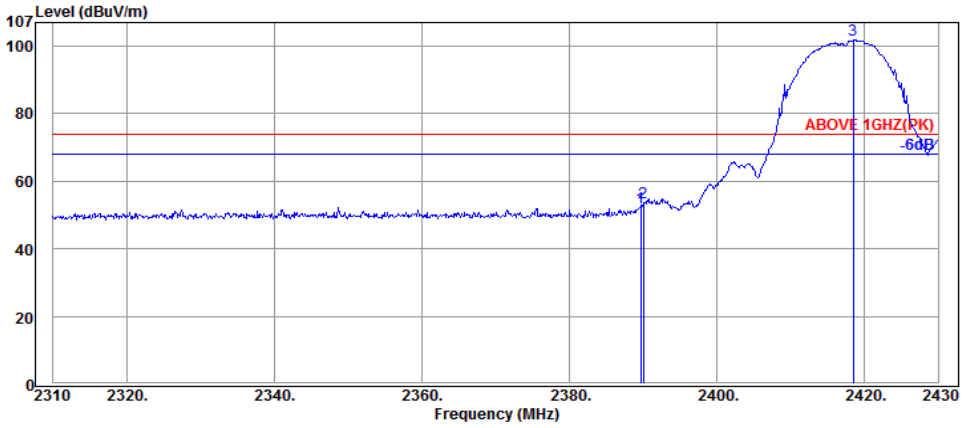

Antenna at Horizontal Polarization

Emission Frequency (MHz)	Antenna Factor (dB/m)	Cable Loss (dB)	Meter Reading (dBμV)	Emission Level (dBμV/m)	Limits (dBμV/m)	Margin (dB)	Detector
2389.68	32.16	5.72	14.49	52.37	74.00	21.63	Peak
2390.04	32.16	5.72	15.67	53.55	74.00	20.45	Peak
2418.48	32.18	5.74	63.78	101.70	---	---	Peak

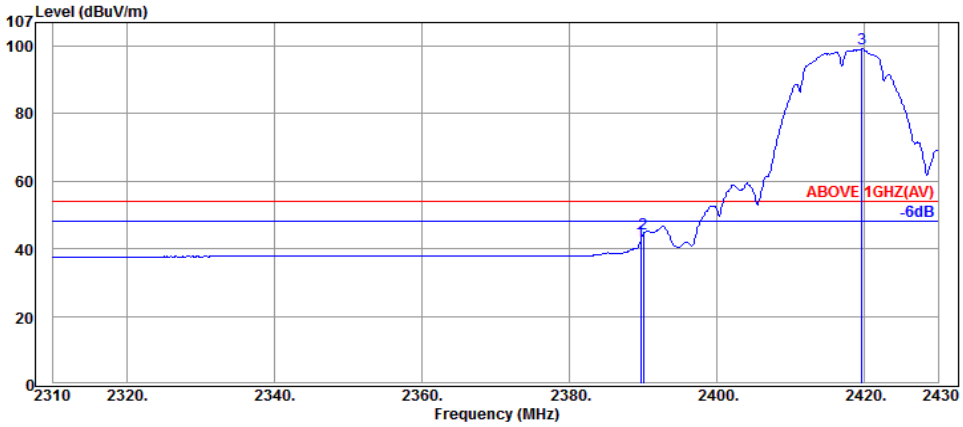

Antenna at Horizontal Polarization

Emission Frequency (MHz)	Antenna Factor (dB/m)	Cable Loss (dB)	Meter Reading (dBμV)	Emission Level (dBμV/m)	Limits (dBμV/m)	Margin (dB)	Detector
2389.68	32.16	5.72	4.53	42.41	54.00	11.59	Average
2390.04	32.16	5.72	6.64	44.52	54.00	9.48	Average
2419.68	32.20	5.76	61.17	99.13	---	---	Average

This test report may be reproduced in full only. The document may only be updated by AUDIX Technology Corp. personnel. Any changes will be noted in the Document History section of the report.

AUDIX Technology Corp.
No. 53-11, Dingfu, Linkou, Dist.,
New Taipei City244, Taiwan

Tel: +886 2 26099301
Fax: +886 2 26099303

Mode	802.11b	Frequency	TX 2417MHz

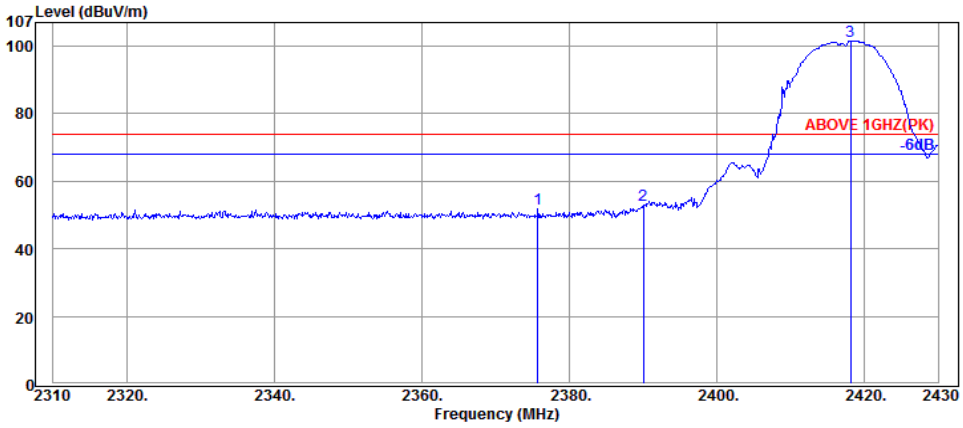

Antenna at Vertical Polarization

Emission Frequency (MHz)	Antenna Factor (dB/m)	Cable Loss (dB)	Meter Reading (dBμV)	Emission Level (dBμV/m)	imits (dBμV/m)	Margin (dB)	Detector
2375.76	32.13	5.71	14.14	51.98	74.00	22.02	Peak
2390.04	32.16	5.72	14.99	52.87	74.00	21.13	Peak
2418.12	32.18	5.74	63.71	101.63	---	---	Peak

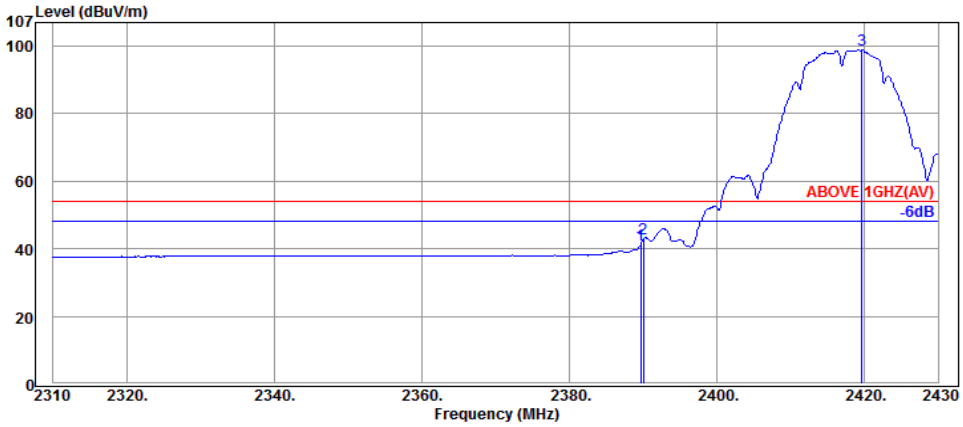

Antenna at Vertical Polarization

Emission Frequency (MHz)	Antenna Factor (dB/m)	Cable Loss (dB)	Meter Reading (dBμV)	Emission Level (dBμV/m)	Limits (dBμV/m)	Margin (dB)	Detector
2389.68	32.16	5.72	3.42	41.30	54.00	12.70	Average
2390.04	32.16	5.72	5.00	42.88	54.00	11.12	Average
2419.68	32.20	5.76	60.89	98.85	---	---	Average

This test report may be reproduced in full only. The document may only be updated by AUDIX Technology Corp. personnel. Any changes will be noted in the Document History section of the report.

AUDIX Technology Corp.
No. 53-11, Dingfu, Linkou, Dist.,
New Taipei City244, Taiwan
Tel: +886 2 26099301
Fax: +886 2 26099303

Mode	802.11b	Frequency	TX 2457MHz

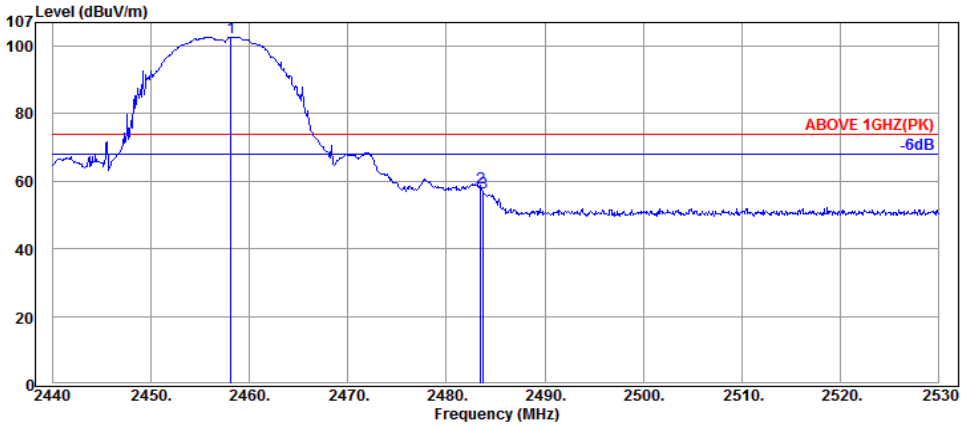

Antenna at Horizontal Polarization

Emission Frequency (MHz)	Antenna Factor (dB/m)	Cable Loss (dB)	Meter Reading (dBμV)	Emission Level (dBμV/m)	Limits (dBμV/m)	Margin (dB)	Detector
2458.09	32.25	5.80	64.68	102.73	---	---	Peak
2483.47	32.28	5.82	20.12	58.22	74.00	15.78	Peak
2483.74	32.28	5.82	18.62	56.72	74.00	17.28	Peak

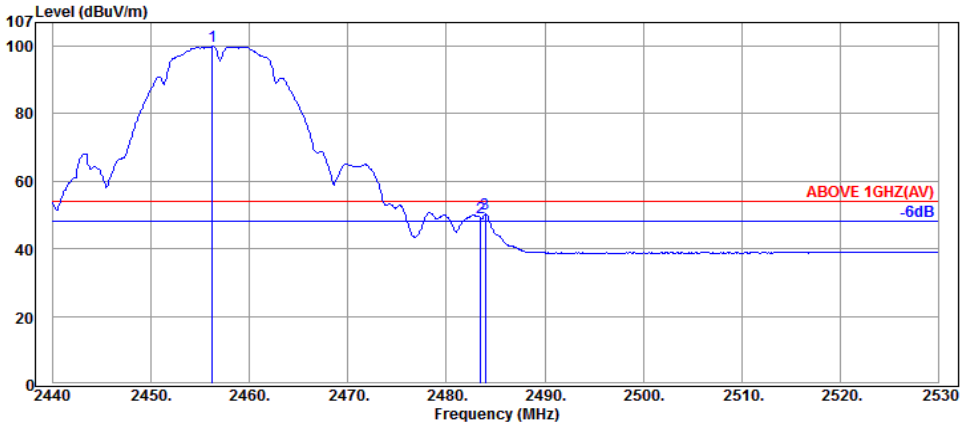

Antenna at Horizontal Polarization

Emission Frequency (MHz)	Antenna Factor (dB/m)	Cable Loss (dB)	Meter Reading (dBμV)	Emission Level (dBμV/m)	Limits (dBμV/m)	Margin (dB)	Detector
2456.20	32.25	5.80	61.91	99.96	---	---	Average
2483.47	32.28	5.82	11.02	49.12	54.00	4.88	Average
2483.92	32.28	5.82	12.24	50.34	54.00	3.66	Average

This test report may be reproduced in full only. The document may only be updated by AUDIX Technology Corp. personnel. Any changes will be noted in the Document History section of the report.

AUDIX Technology Corp.
No. 53-11, Dingfu, Linkou, Dist.,
New Taipei City244, Taiwan
Tel: +886 2 26099301
Fax: +886 2 26099303

Mode	802.11b	Frequency	TX 2457MHz

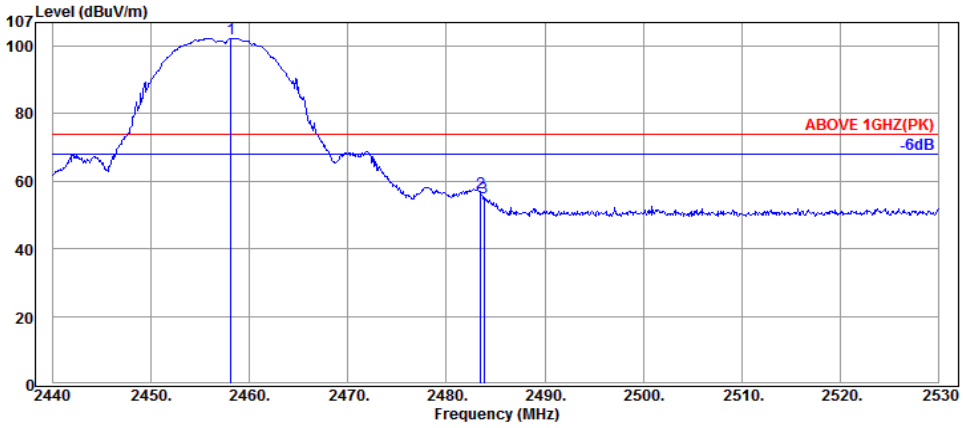

Antenna at Vertical Polarization

Emission Frequency (MHz)	Antenna Factor (dB/m)	Cable Loss (dB)	Meter Reading (dBμV)	Emission Level (dBμV/m)	Limits (dBμV/m)	Margin (dB)	Detector
2458.09	32.25	5.80	64.26	102.31	---	---	Peak
2483.47	32.28	5.82	18.44	56.54	74.00	17.46	Peak
2483.83	32.28	5.82	17.16	55.26	74.00	18.74	Peak

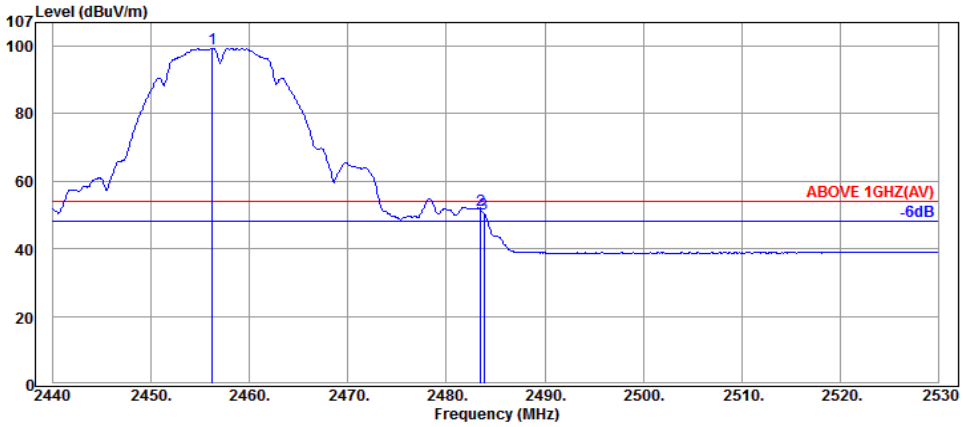

Antenna at Vertical Polarization

Emission Frequency (MHz)	Antenna Factor (dB/m)	Cable Loss (dB)	Meter Reading (dBμV)	Emission Level (dBμV/m)	Limits (dBμV/m)	Margin (dB)	Detector
2456.20	32.25	5.80	61.36	99.41	---	---	Average
2483.47	32.28	5.82	13.53	51.63	54.00	2.37	Average
2483.83	32.28	5.82	12.17	50.27	54.00	3.73	Average

This test report may be reproduced in full only. The document may only be updated by AUDIX Technology Corp. personnel. Any changes will be noted in the Document History section of the report.

AUDIX Technology Corp.
No. 53-11, Dingfu, Linkou, Dist.,
New Taipei City244, Taiwan
Tel: +886 2 26099301
Fax: +886 2 26099303

Mode	802.11b	Frequency	TX 2462MHz

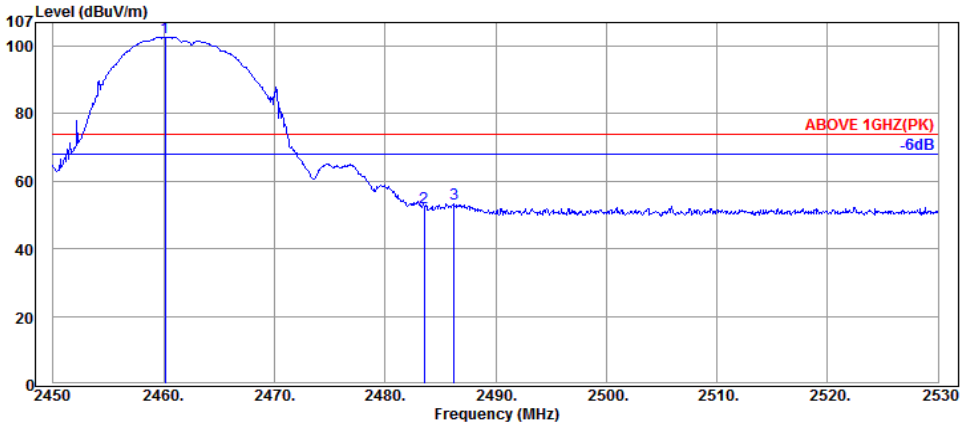

Antenna at Horizontal Polarization

Emission Frequency (MHz)	Antenna Factor (dB/m)	Cable Loss (dB)	Meter Reading (dBμV)	Emission Level (dBμV/m)	Limits (dBμV/m)	Margin (dB)	Detector
2460.16	32.25	5.80	64.60	102.65	---	---	Peak
2483.52	32.28	5.82	14.16	52.26	74.00	21.74	Peak
2486.24	32.28	5.82	15.19	53.29	74.00	20.71	Peak

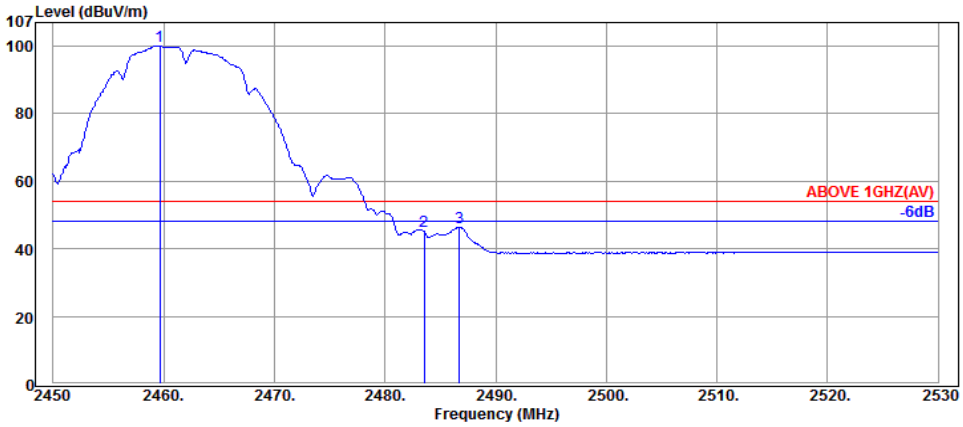

Antenna at Horizontal Polarization

Emission Frequency (MHz)	Antenna Factor (dB/m)	Cable Loss (dB)	Meter Reading (dBμV)	Emission Level (dBμV/m)	Limits (dBμV/m)	Margin (dB)	Detector
2459.68	32.25	5.80	62.04	100.09	---	---	Average
2483.52	32.28	5.82	6.99	45.09	54.00	8.91	Average
2486.72	32.28	5.82	8.41	46.51	54.00	7.49	Average

This test report may be reproduced in full only. The document may only be updated by AUDIX Technology Corp. personnel. Any changes will be noted in the Document History section of the report.

AUDIX Technology Corp.
No. 53-11, Dingfu, Linkou, Dist.,
New Taipei City244, Taiwan
Tel: +886 2 26099301
Fax: +886 2 26099303

Mode	802.11b	Frequency	TX 2462MHz

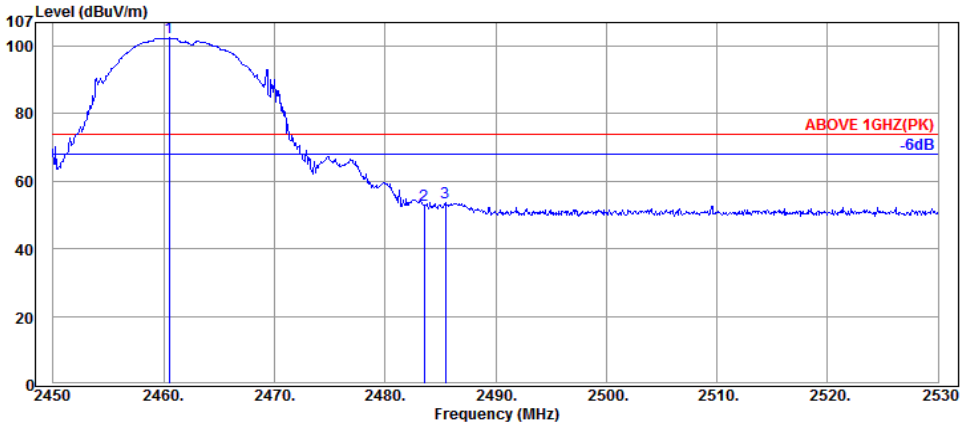

Antenna at Vertical Polarization

Emission Frequency (MHz)	Antenna Factor (dB/m)	Cable Loss (dB)	Meter Reading (dBμV)	Emission Level (dBμV/m)	Limits (dBμV/m)	Margin (dB)	Detector
2460.48	32.25	5.80	64.41	102.46	---	---	Peak
2483.52	32.28	5.82	14.81	52.91	74.00	21.09	Peak
2485.44	32.28	5.82	15.64	53.74	74.00	20.26	Peak

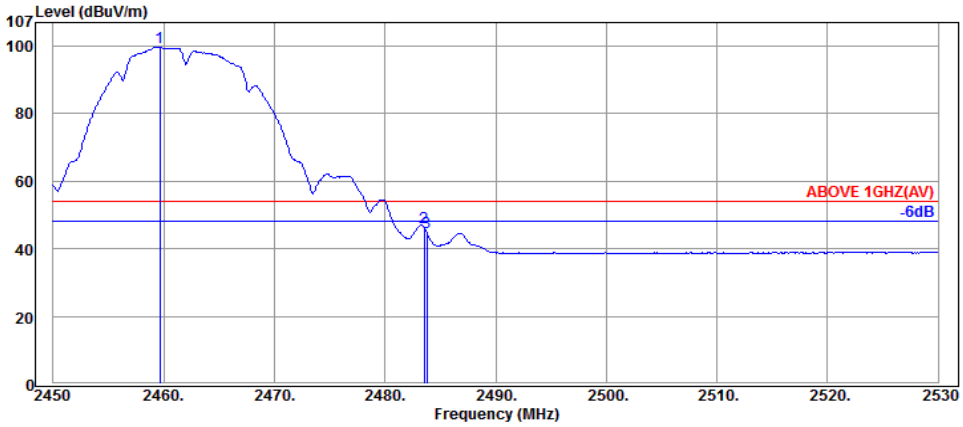

Antenna at Vertical Polarization

Emission Frequency (MHz)	Antenna Factor (dB/m)	Cable Loss (dB)	Meter Reading (dBμV)	Emission Level (dBμV/m)	Limits (dBμV/m)	Margin (dB)	Detector
2459.68	32.25	5.80	61.66	99.71	---	---	Average
2483.52	32.28	5.82	8.22	46.32	54.00	7.68	Average
2483.76	32.28	5.82	6.72	44.82	54.00	9.18	Average

This test report may be reproduced in full only. The document may only be updated by AUDIX Technology Corp. personnel. Any changes will be noted in the Document History section of the report.

AUDIX Technology Corp.
No. 53-11, Dingfu, Linkou, Dist.,
New Taipei City244, Taiwan
Tel: +886 2 26099301
Fax: +886 2 26099303

Mode	802.11b	Frequency	TX 2467MHz

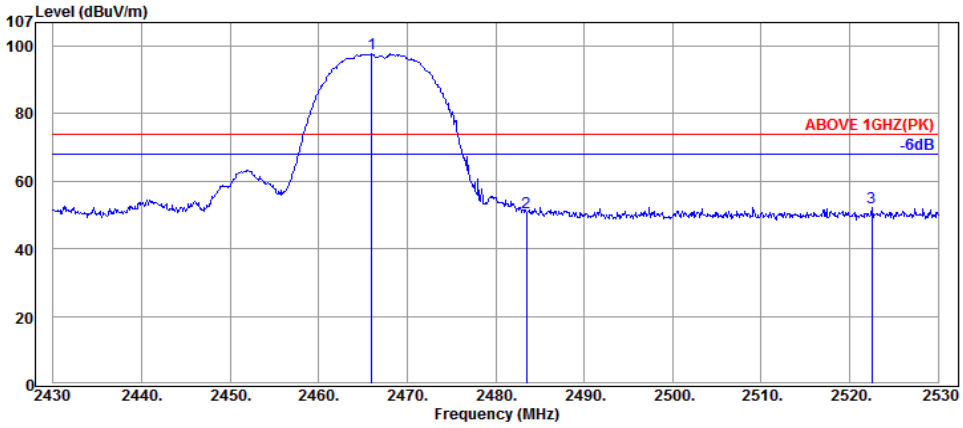

Antenna at Horizontal Polarization

Emission Frequency (MHz)	Antenna Factor (dB/m)	Cable Loss (dB)	Meter Reading (dBμV)	Emission Level (dBμV/m)	Limits (dBμV/m)	Margin (dB)	Detector
2466.00	32.25	6.16	59.29	97.70	---	---	Peak
2483.50	32.28	6.19	12.35	50.82	74.00	23.18	Peak
2522.50	32.34	6.23	13.75	52.32	74.00	21.68	Peak

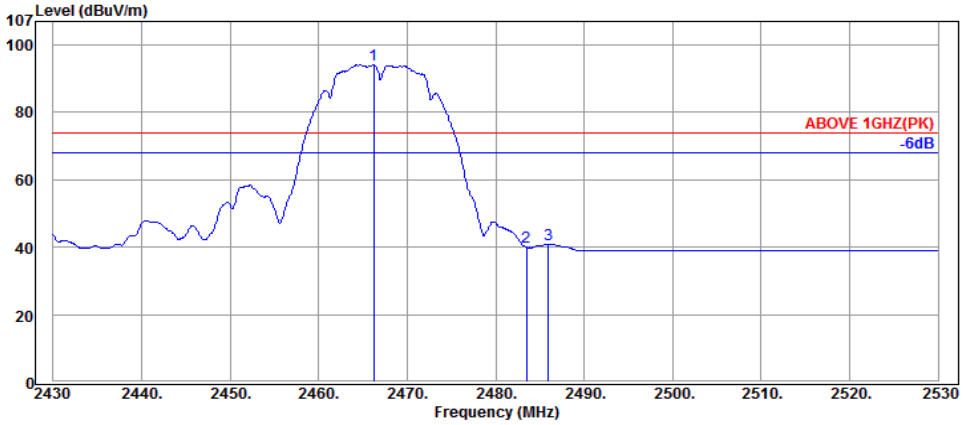

Antenna at Horizontal Polarization

Emission Frequency (MHz)	Antenna Factor (dB/m)	Cable Loss (dB)	Meter Reading (dBμV)	Emission Level (dBμV/m)	Limits (dBμV/m)	Margin (dB)	Detector
2466.20	32.25	6.16	55.69	94.10	---	---	Average
2483.50	32.28	6.19	1.57	40.04	54.00	13.96	Average
2486.00	32.28	6.19	2.49	40.96	54.00	13.04	Average

This test report may be reproduced in full only. The document may only be updated by AUDIX Technology Corp. personnel. Any changes will be noted in the Document History section of the report.

AUDIX Technology Corp.
No. 53-11, Dingfu, Linkou, Dist.,
New Taipei City244, Taiwan
Tel: +886 2 26099301
Fax: +886 2 26099303

Mode	802.11b	Frequency	TX 2467MHz

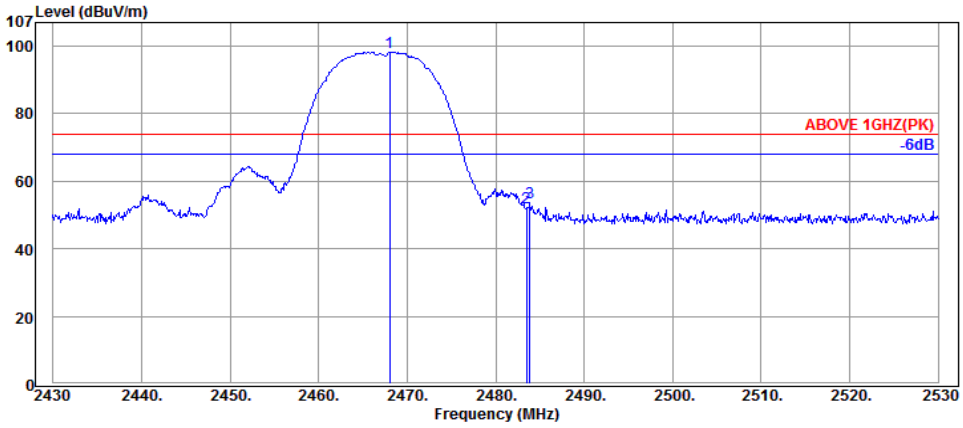

Antenna at Vertical Polarization

Emission Frequency (MHz)	Antenna Factor (dB/m)	Cable Loss (dB)	Meter Reading (dBμV)	Emission Level (dBμV/m)	Limits (dBμV/m)	Margin (dB)	Detector
2468.00	32.25	6.17	59.81	98.23	---	---	Peak
2483.50	32.28	6.19	13.67	52.14	74.00	21.86	Peak
2483.90	32.28	6.19	15.14	53.61	74.00	20.39	Peak

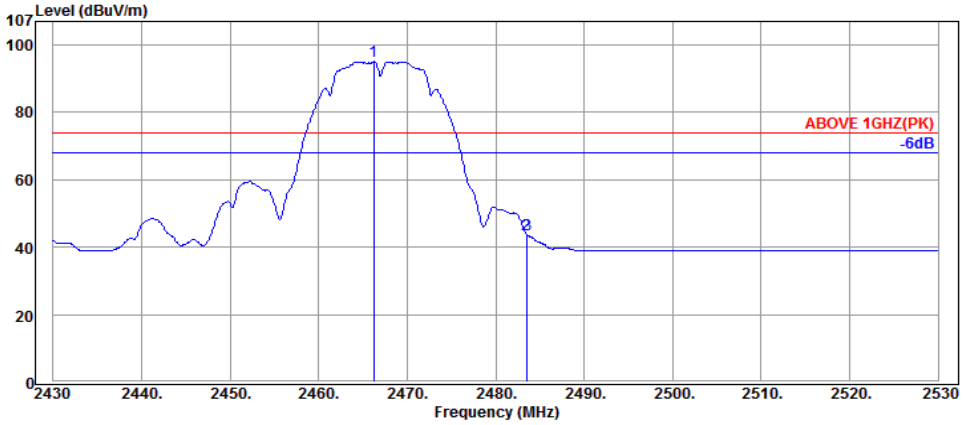

Antenna at Vertical Polarization

Emission Frequency (MHz)	Antenna Factor (dB/m)	Cable Loss (dB)	Meter Reading (dBμV)	Emission Level (dBμV/m)	Limits (dBμV/m)	Margin (dB)	Detector
2466.20	32.25	6.16	56.72	95.13	---	---	Average
2483.50	32.28	6.19	5.33	43.80	54.00	10.20	Average
2483.60	32.28	6.19	5.15	43.62	54.00	10.38	Average

This test report may be reproduced in full only. The document may only be updated by AUDIX Technology Corp. personnel. Any changes will be noted in the Document History section of the report.

AUDIX Technology Corp.
No. 53-11, Dingfu, Linkou, Dist.,
New Taipei City244, Taiwan
Tel: +886 2 26099301
Fax: +886 2 26099303

Mode	802.11b	Frequency	TX 2472MHz

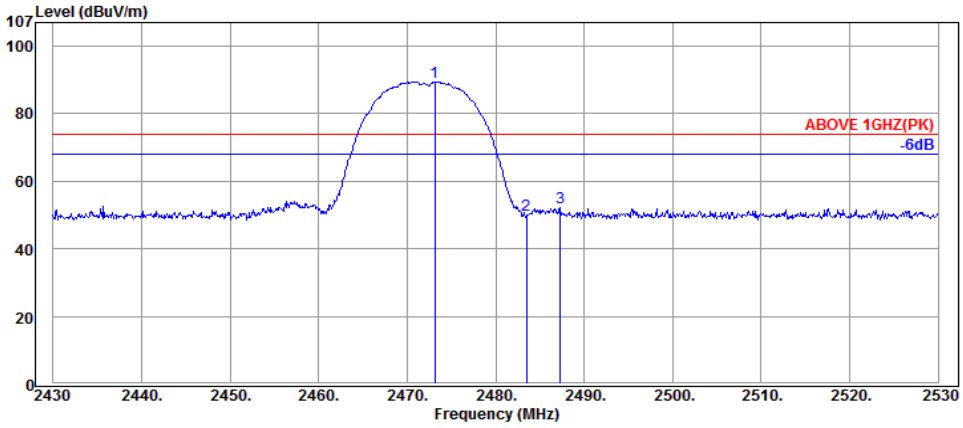

Antenna at Horizontal Polarization

Emission Frequency (MHz)	Antenna Factor (dB/m)	Cable Loss (dB)	Meter Reading (dBμV)	Emission Level (dBμV/m)	Limits (dBμV/m)	Margin (dB)	Detector
2473.10	32.28	6.17	50.99	89.44	---	---	Peak
2483.50	32.28	6.19	11.54	50.01	74.00	23.99	Peak
2487.30	32.28	6.19	13.63	52.10	74.00	21.90	Peak

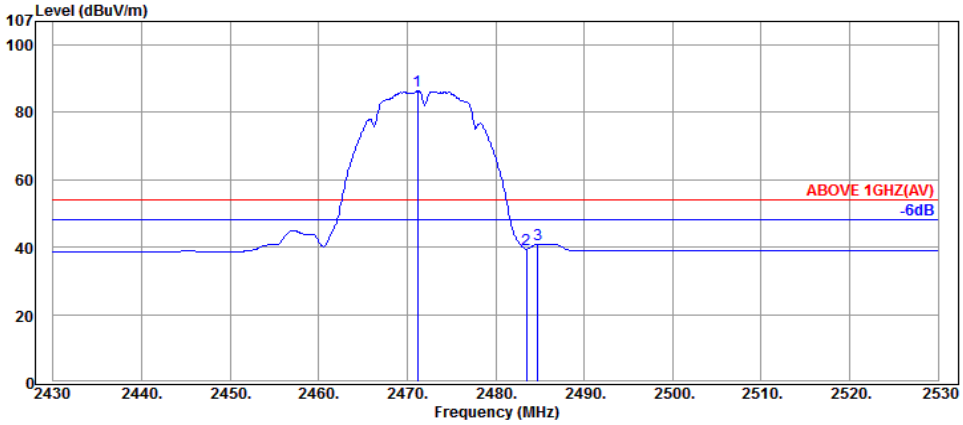

Antenna at Horizontal Polarization

Emission Frequency (MHz)	Antenna Factor (dB/m)	Cable Loss (dB)	Meter Reading (dBμV)	Emission Level (dBμV/m)	Limits (dBμV/m)	Margin (dB)	Detector
2471.20	32.28	6.17	47.84	86.29	---	---	Average
2483.50	32.28	6.19	0.96	39.43	54.00	14.57	Average
2484.80	32.28	6.19	2.50	40.97	54.00	13.03	Average

This test report may be reproduced in full only. The document may only be updated by AUDIX Technology Corp. personnel. Any changes will be noted in the Document History section of the report.

AUDIX Technology Corp.
No. 53-11, Dingfu, Linkou, Dist.,
New Taipei City244, Taiwan
Tel: +886 2 26099301
Fax: +886 2 26099303

Mode	802.11b	Frequency	TX 2472MHz

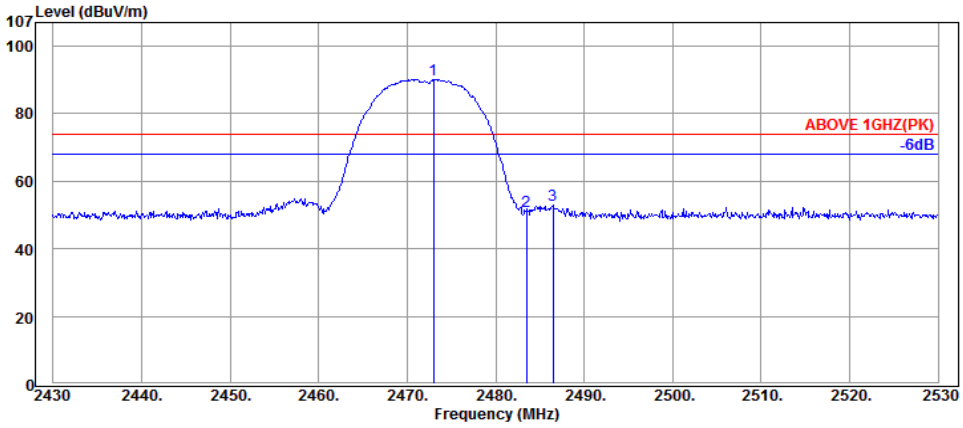

Antenna at Vertical Polarization

Emission Frequency (MHz)	Antenna Factor (dB/m)	Cable Loss (dB)	Meter Reading (dBμV)	Emission Level (dBμV/m)	Limits (dBμV/m)	Margin (dB)	Detector
2473.00	32.28	6.17	51.76	90.21	---	---	Peak
2483.50	32.28	6.19	12.59	51.06	74.00	22.94	Peak
2486.50	32.28	6.19	14.38	52.85	74.00	21.15	Peak

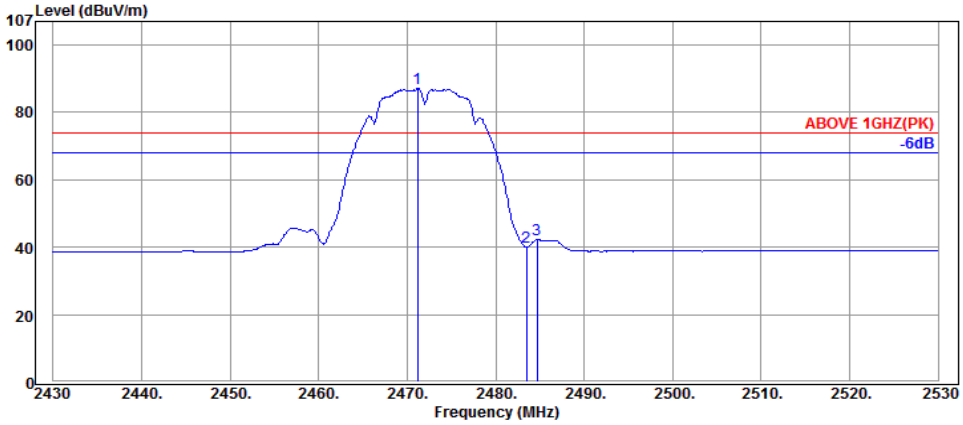

Antenna at Vertical Polarization

Emission Frequency (MHz)	Antenna Factor (dB/m)	Cable Loss (dB)	Meter Reading (dBμV)	Emission Level (dBμV/m)	Limits (dBμV/m)	Margin (dB)	Detector
2471.20	32.28	6.17	48.55	87.00	---	---	Average
2483.50	32.28	6.19	1.54	40.01	54.00	13.99	Average
2484.70	32.28	6.19	3.69	42.16	54.00	11.84	Average

This test report may be reproduced in full only. The document may only be updated by AUDIX Technology Corp. personnel. Any changes will be noted in the Document History section of the report.

AUDIX Technology Corp.
No. 53-11, Dingfu, Linkou, Dist.,
New Taipei City244, Taiwan
Tel: +886 2 26099301
Fax: +886 2 26099303

Mode	802.11g	Frequency	TX 2412MHz

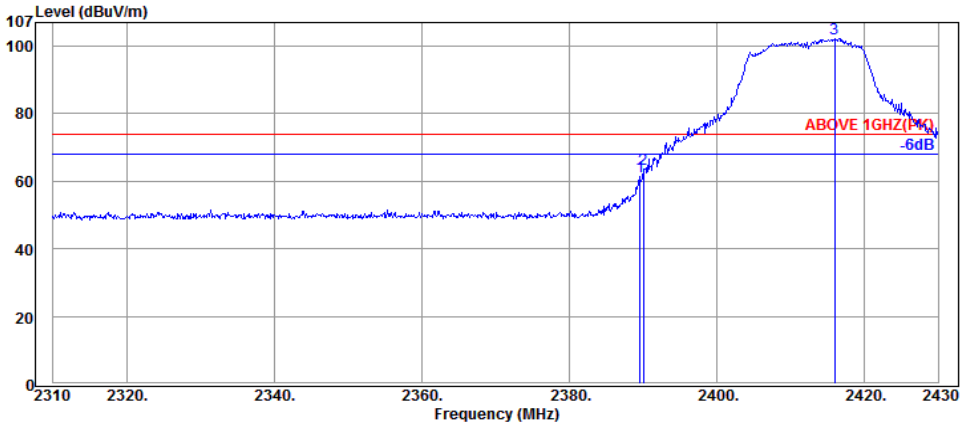

Antenna at Horizontal Polarization

Emission Frequency (MHz)	Antenna Factor (dB/m)	Cable Loss (dB)	Meter Reading (dBμV)	Emission Level (dBμV/m)	Limits (dBμV/m)	Margin (dB)	Detector
2389.56	32.16	5.72	23.39	61.27	74.00	12.73	Peak
2390.04	32.16	5.72	25.67	63.55	74.00	10.45	Peak
2415.96	32.18	5.74	64.36	102.28	---	---	Peak

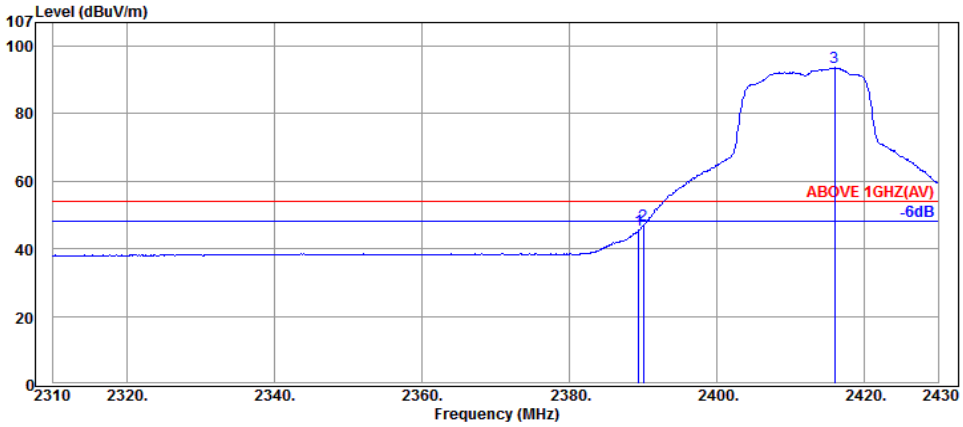

Antenna at Horizontal Polarization

Emission Frequency (MHz)	Antenna Factor (dB/m)	Cable Loss (dB)	Meter Reading (dBμV)	Emission Level (dBμV/m)	Limits (dBμV/m)	Margin (dB)	Detector
2389.44	32.16	5.72	7.89	45.77	54.00	8.23	Average
2390.04	32.16	5.72	9.22	47.10	54.00	6.90	Average
2415.96	32.18	5.74	55.66	93.58	---	---	Average

This test report may be reproduced in full only. The document may only be updated by AUDIX Technology Corp. personnel. Any changes will be noted in the Document History section of the report.

AUDIX Technology Corp.
No. 53-11, Dingfu, Linkou, Dist.,
New Taipei City244, Taiwan
Tel: +886 2 26099301
Fax: +886 2 26099303

Mode	802.11g	Frequency	TX 2412MHz

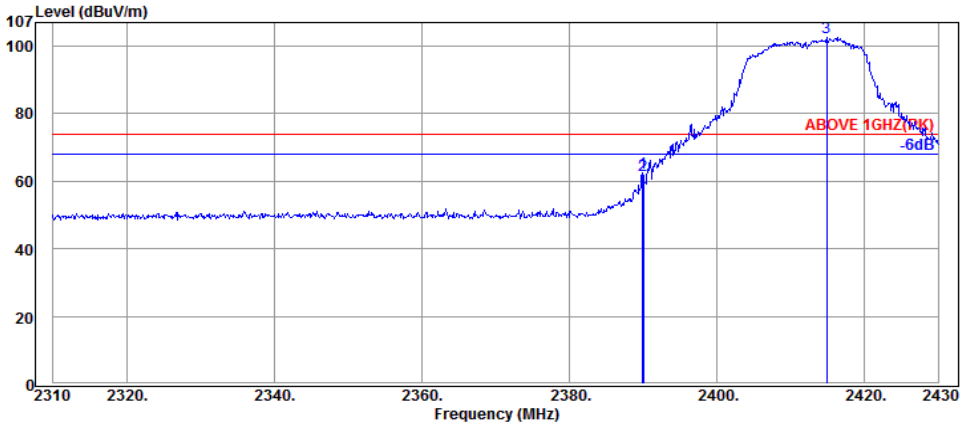

Antenna at Vertical Polarization

Emission Frequency (MHz)	Antenna Factor (dB/m)	Cable Loss (dB)	Meter Reading (dBμV)	Emission Level (dBμV/m)	imits (dBμV/m)	Margin (dB)	Detector
2389.92	32.16	5.72	24.68	62.56	74.00	11.44	Peak
2390.04	32.16	5.72	23.73	61.61	74.00	12.39	Peak
2414.88	32.18	5.74	64.68	102.60	---	---	Peak

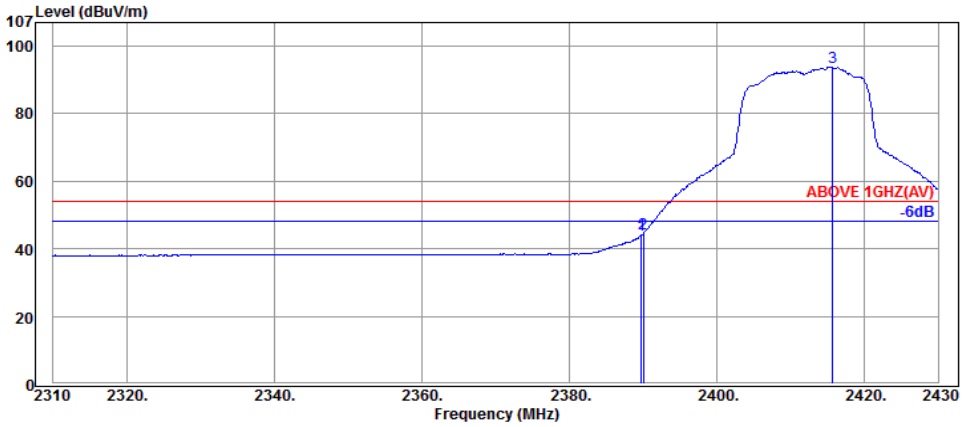

Antenna at Vertical Polarization

Emission Frequency (MHz)	Antenna Factor (dB/m)	Cable Loss (dB)	Meter Reading (dBμV)	Emission Level (dBμV/m)	Limits (dBμV/m)	Margin (dB)	Detector
2389.80	32.16	5.72	6.07	43.95	54.00	10.05	Average
2390.04	32.16	5.72	6.61	44.49	54.00	9.51	Average
2415.72	32.18	5.74	55.82	93.74	---	---	Average

This test report may be reproduced in full only. The document may only be updated by AUDIX Technology Corp. personnel. Any changes will be noted in the Document History section of the report.

AUDIX Technology Corp.
No. 53-11, Dingfu, Linkou, Dist.,
New Taipei City244, Taiwan
Tel: +886 2 26099301
Fax: +886 2 26099303

Mode	802.11g	Frequency	TX 2417MHz

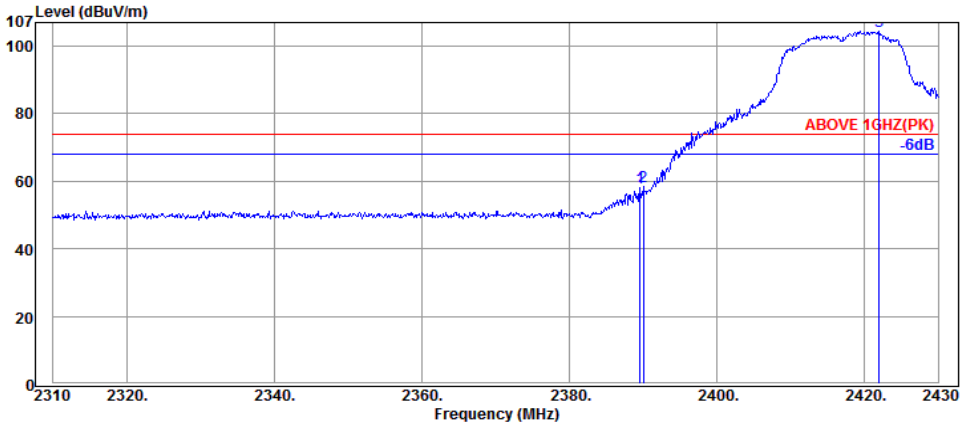

Antenna at Horizontal Polarization

Emission Frequency (MHz)	Antenna Factor (dB/m)	Cable Loss (dB)	Meter Reading (dBμV)	Emission Level (dBμV/m)	Limits (dBμV/m)	Margin (dB)	Detector
2389.56	32.16	5.72	20.35	58.23	74.00	15.77	Peak
2390.04	32.16	5.72	20.54	58.42	74.00	15.58	Peak
2421.96	32.20	5.76	66.39	104.35	---	---	Peak

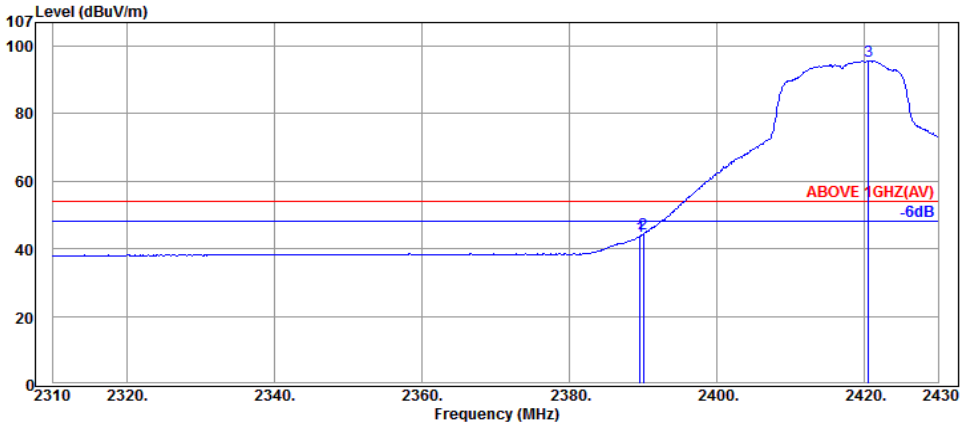

Antenna at Horizontal Polarization

Emission Frequency (MHz)	Antenna Factor (dB/m)	Cable Loss (dB)	Meter Reading (dBμV)	Emission Level (dBμV/m)	Limits (dBμV/m)	Margin (dB)	Detector
2389.56	32.16	5.72	5.79	43.67	54.00	10.33	Average
2390.04	32.16	5.72	6.50	44.38	54.00	9.62	Average
2420.52	32.20	5.76	57.81	95.77	---	---	Average

This test report may be reproduced in full only. The document may only be updated by AUDIX Technology Corp. personnel. Any changes will be noted in the Document History section of the report.

AUDIX Technology Corp.
No. 53-11, Dingfu, Linkou, Dist.,
New Taipei City244, Taiwan

Tel: +886 2 26099301
Fax: +886 2 26099303

Mode	802.11g	Frequency	TX 2417MHz

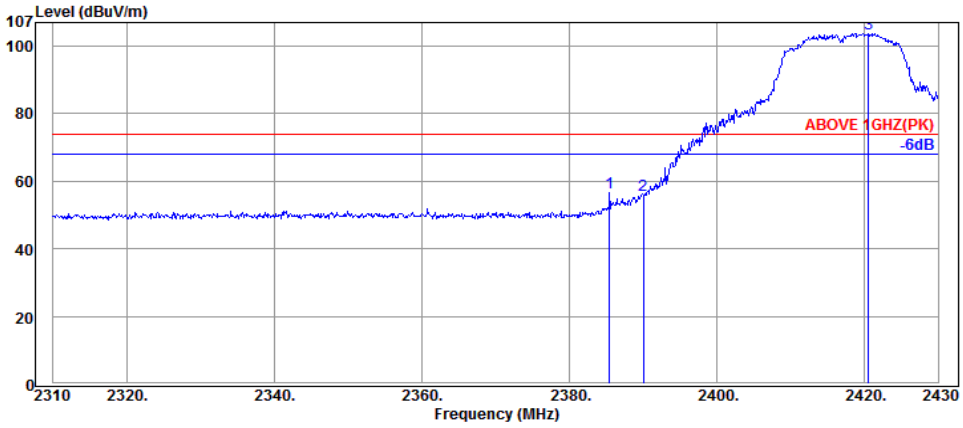

Antenna at Vertical Polarization

Emission Frequency (MHz)	Antenna Factor (dB/m)	Cable Loss (dB)	Meter Reading (dBμV)	Emission Level (dBμV/m)	imits (dBμV/m)	Margin (dB)	Detector
2385.48	32.13	5.71	18.67	56.51	74.00	17.49	Peak
2390.04	32.16	5.72	18.06	55.94	74.00	18.06	Peak
2420.52	32.20	5.76	65.87	103.83	---	---	Peak

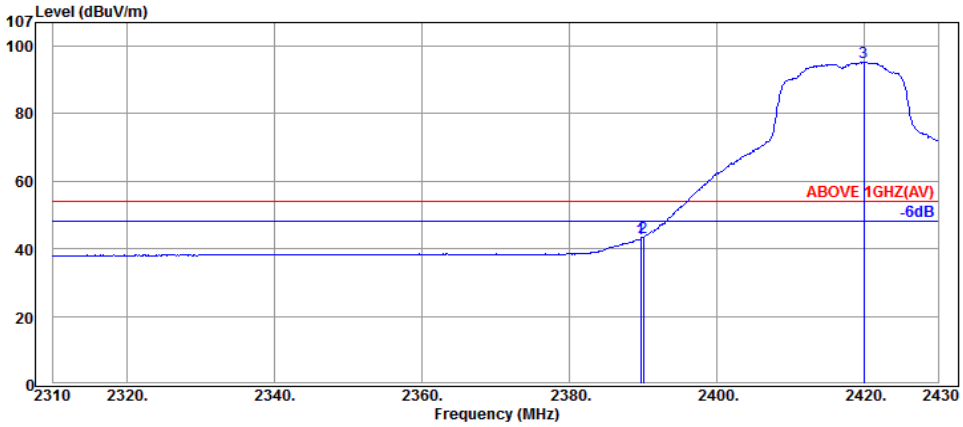

Antenna at Vertical Polarization

Emission Frequency (MHz)	Antenna Factor (dB/m)	Cable Loss (dB)	Meter Reading (dBμV)	Emission Level (dBμV/m)	Limits (dBμV/m)	Margin (dB)	Detector
2389.68	32.16	5.72	5.23	43.11	54.00	10.89	Average
2390.04	32.16	5.72	5.52	43.40	54.00	10.60	Average
2419.92	32.20	5.76	57.38	95.34	---	---	Average

This test report may be reproduced in full only. The document may only be updated by AUDIX Technology Corp. personnel. Any changes will be noted in the Document History section of the report.

AUDIX Technology Corp.
No. 53-11, Dingfu, Linkou, Dist.,
New Taipei City244, Taiwan
Tel: +886 2 26099301
Fax: +886 2 26099303

Mode	802.11g	Frequency	TX 2457MHz

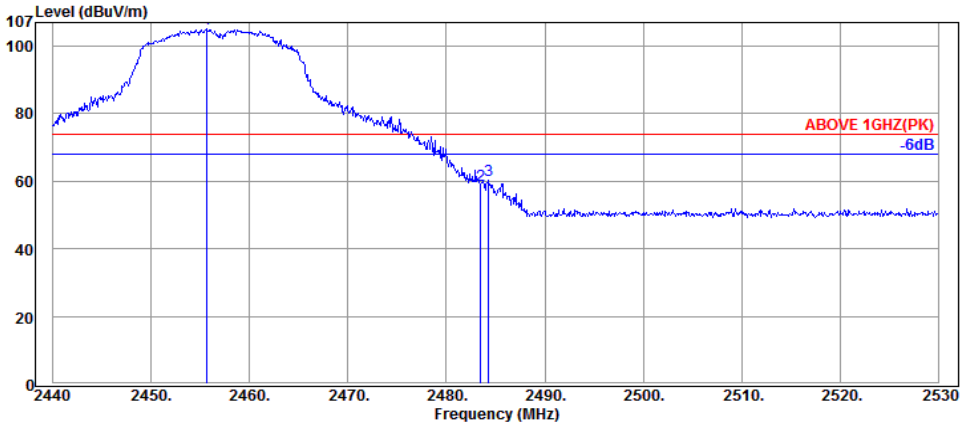

Antenna at Horizontal Polarization

Emission Frequency (MHz)	Antenna Factor (dB/m)	Cable Loss (dB)	Meter Reading (dBμV)	Emission Level (dBμV/m)	Limits (dBμV/m)	Margin (dB)	Detector
2455.66	32.25	5.80	67.14	105.19	---	---	Peak
2483.47	32.28	5.82	20.62	58.72	74.00	15.28	Peak
2484.28	32.28	5.82	22.13	60.23	74.00	13.77	Peak

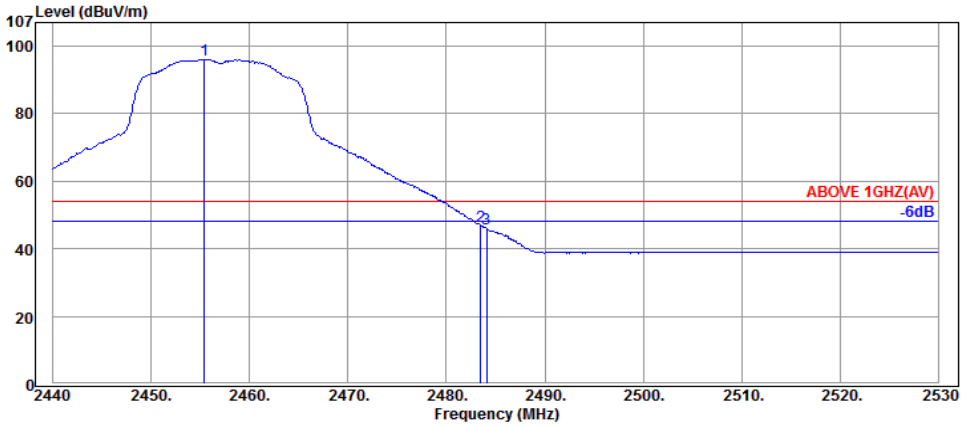

Antenna at Horizontal Polarization

Emission Frequency (MHz)	Antenna Factor (dB/m)	Cable Loss (dB)	Meter Reading (dBμV)	Emission Level (dBμV/m)	Limits (dBμV/m)	Margin (dB)	Detector
2455.39	32.25	5.80	57.97	96.02	---	---	Average
2483.47	32.28	5.82	8.61	46.71	54.00	7.29	Average
2484.10	32.28	5.82	7.76	45.86	54.00	8.14	Average

This test report may be reproduced in full only. The document may only be updated by AUDIX Technology Corp. personnel. Any changes will be noted in the Document History section of the report.

AUDIX Technology Corp.
No. 53-11, Dingfu, Linkou, Dist.,
New Taipei City244, Taiwan
Tel: +886 2 26099301
Fax: +886 2 26099303

Mode	802.11g	Frequency	TX 2457MHz

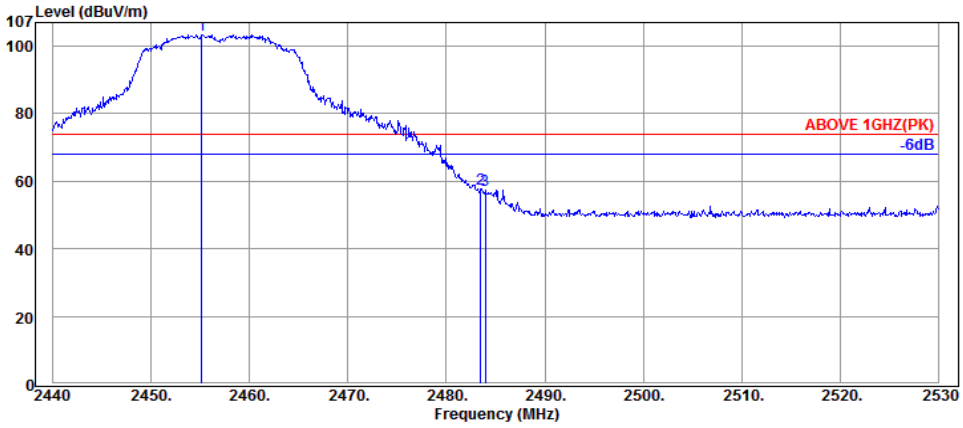

Antenna at Vertical Polarization

Emission Frequency (MHz)	Antenna Factor (dB/m)	Cable Loss (dB)	Meter Reading (dBμV)	Emission Level (dBμV/m)	Limits (dBμV/m)	Margin (dB)	Detector
2455.12	32.25	5.80	65.41	103.46	---	---	Peak
2483.47	32.28	5.82	19.58	57.68	74.00	16.32	Peak
2483.92	32.28	5.82	19.41	57.51	74.00	16.49	Peak

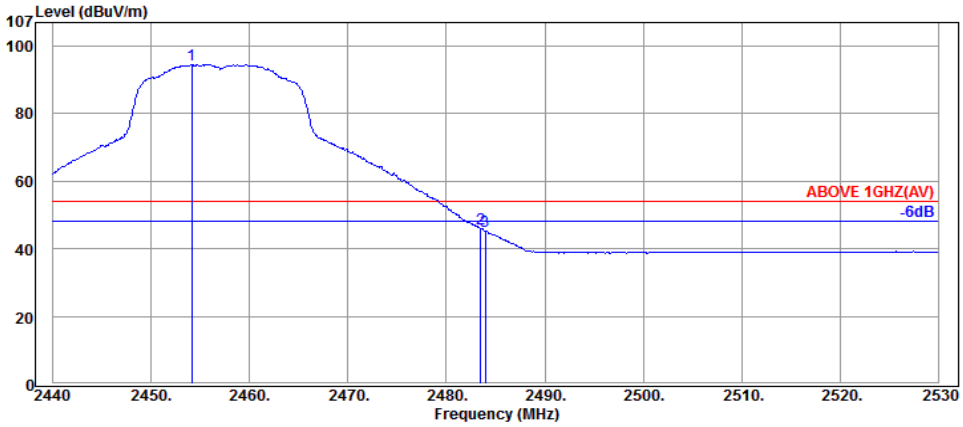

Antenna at Vertical Polarization

Emission Frequency (MHz)	Antenna Factor (dB/m)	Cable Loss (dB)	Meter Reading (dBμV)	Emission Level (dBμV/m)	Limits (dBμV/m)	Margin (dB)	Detector
2454.13	32.25	5.80	56.46	94.51	---	---	Average
2483.47	32.28	5.82	7.80	45.90	54.00	8.10	Average
2483.92	32.28	5.82	7.22	45.32	54.00	8.68	Average

This test report may be reproduced in full only. The document may only be updated by AUDIX Technology Corp. personnel. Any changes will be noted in the Document History section of the report.

AUDIX Technology Corp.
No. 53-11, Dingfu, Linkou, Dist.,
New Taipei City244, Taiwan
Tel: +886 2 26099301
Fax: +886 2 26099303

Mode	802.11g	Frequency	TX 2462MHz

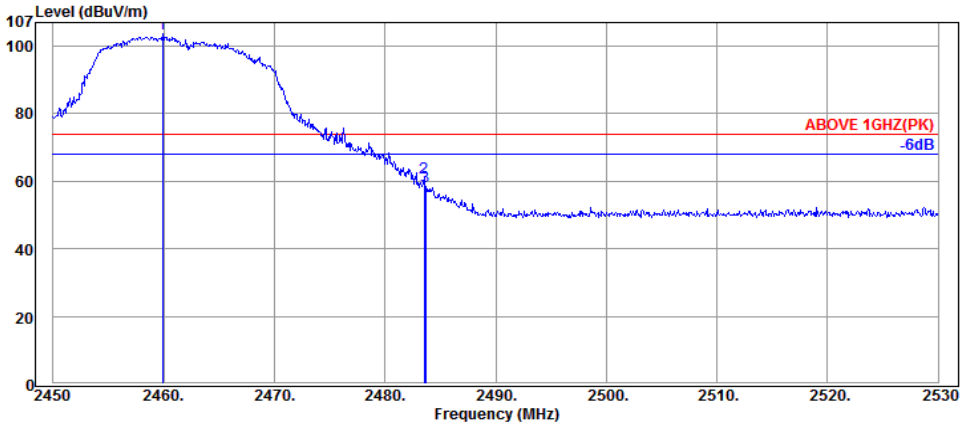

Antenna at Horizontal Polarization

Emission Frequency (MHz)	Antenna Factor (dB/m)	Cable Loss (dB)	Meter Reading (dBμV)	Emission Level (dBμV/m)	Limits (dBμV/m)	Margin (dB)	Detector
2459.92	32.25	5.80	65.49	103.54	---	---	Peak
2483.52	32.28	5.82	23.00	61.10	74.00	12.90	Peak
2483.68	32.28	5.82	20.43	58.53	74.00	15.47	Peak

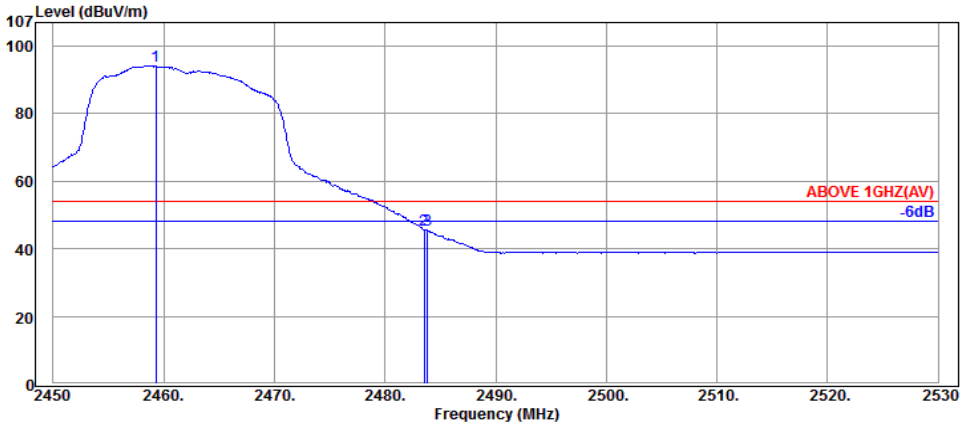

Antenna at Horizontal Polarization

Emission Frequency (MHz)	Antenna Factor (dB/m)	Cable Loss (dB)	Meter Reading (dBμV)	Emission Level (dBμV/m)	Limits (dBμV/m)	Margin (dB)	Detector
2459.28	32.25	5.80	56.06	94.11	---	---	Average
2483.52	32.28	5.82	7.50	45.60	54.00	8.40	Average
2483.84	32.28	5.82	7.32	45.42	54.00	8.58	Average

This test report may be reproduced in full only. The document may only be updated by AUDIX Technology Corp. personnel. Any changes will be noted in the Document History section of the report.

AUDIX Technology Corp.
No. 53-11, Dingfu, Linkou, Dist.,
New Taipei City244, Taiwan
Tel: +886 2 26099301
Fax: +886 2 26099303

Mode	802.11g	Frequency	TX 2462MHz

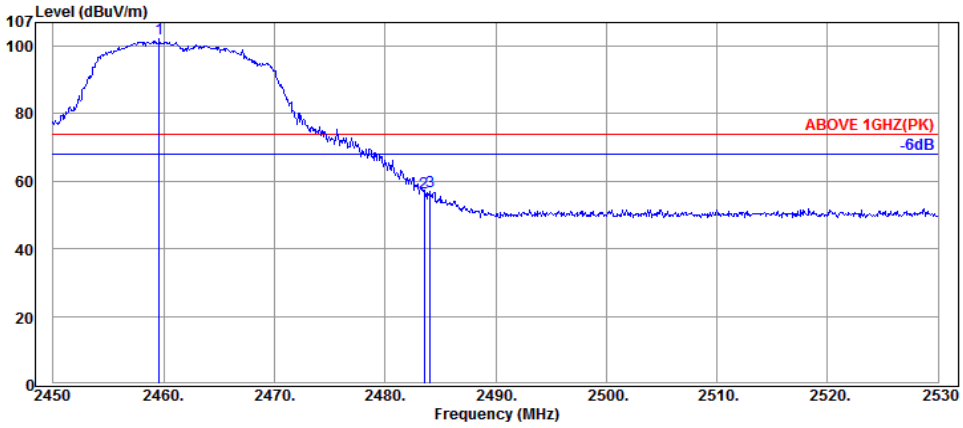

Antenna at Vertical Polarization

Emission Frequency (MHz)	Antenna Factor (dB/m)	Cable Loss (dB)	Meter Reading (dBμV)	Emission Level (dBμV/m)	Limits (dBμV/m)	Margin (dB)	Detector
2459.60	32.25	5.80	64.29	102.34	---	---	Peak
2483.52	32.28	5.82	18.59	56.69	74.00	17.31	Peak
2484.08	32.28	5.82	18.81	56.91	74.00	17.09	Peak

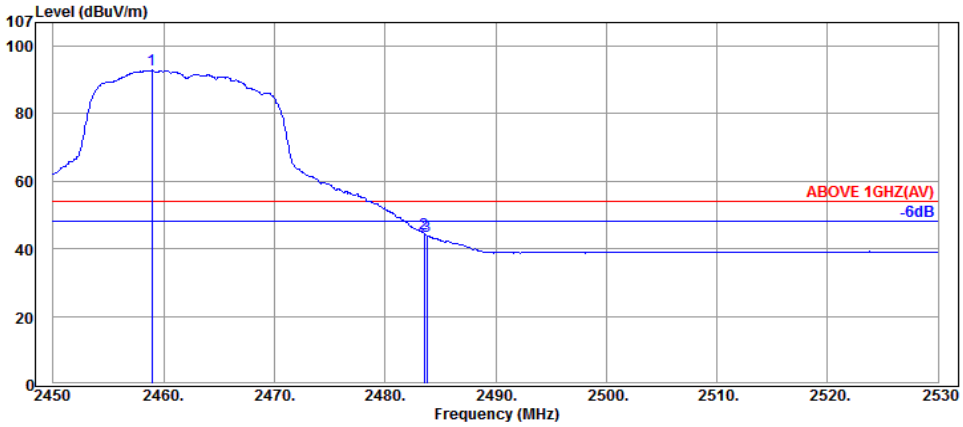

Antenna at Vertical Polarization

Emission Frequency (MHz)	Antenna Factor (dB/m)	Cable Loss (dB)	Meter Reading (dBμV)	Emission Level (dBμV/m)	Limits (dBμV/m)	Margin (dB)	Detector
2458.96	32.25	5.80	54.83	92.88	---	---	Average
2483.52	32.28	5.82	6.32	44.42	54.00	9.58	Average
2483.76	32.28	5.82	5.83	43.93	54.00	10.07	Average

This test report may be reproduced in full only. The document may only be updated by AUDIX Technology Corp. personnel. Any changes will be noted in the Document History section of the report.

AUDIX Technology Corp.
No. 53-11, Dingfu, Linkou, Dist.,
New Taipei City244, Taiwan

Tel: +886 2 26099301
Fax: +886 2 26099303

Mode	802.11g	Frequency	TX 2467MHz

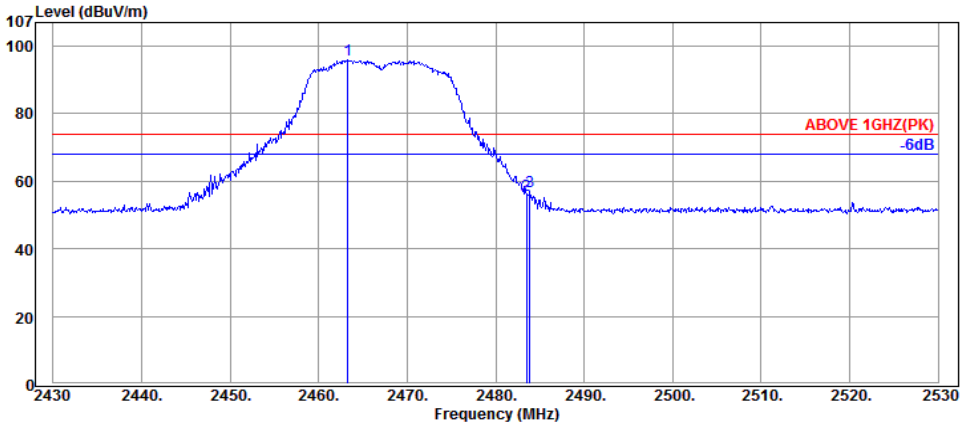

Antenna at Horizontal Polarization

Emission Frequency (MHz)	Antenna Factor (dB/m)	Cable Loss (dB)	Meter Reading (dBμV)	Emission Level (dBμV/m)	Limits (dBμV/m)	Margin (dB)	Detector
2463.30	32.25	6.16	57.44	95.85	---	---	Peak
2483.50	32.28	6.19	17.44	55.91	74.00	18.09	Peak
2483.90	32.28	6.19	18.54	57.01	74.00	16.99	Peak

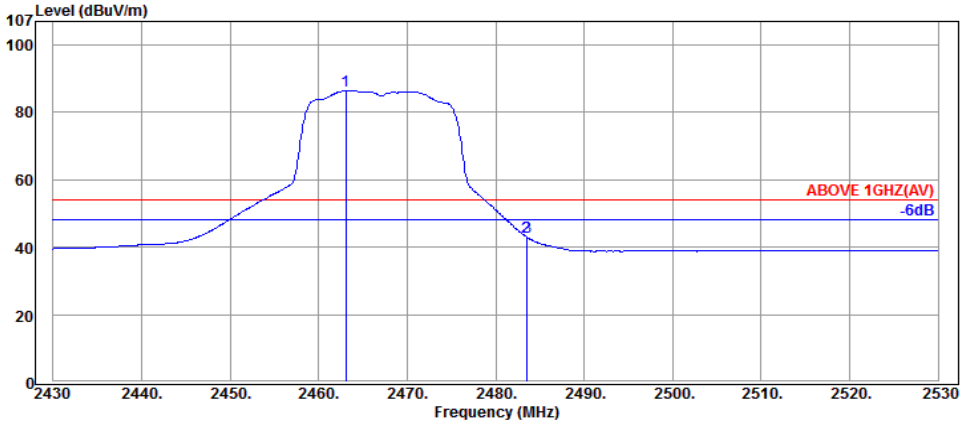

Antenna at Horizontal Polarization

Emission Frequency (MHz)	Antenna Factor (dB/m)	Cable Loss (dB)	Meter Reading (dBμV)	Emission Level (dBμV/m)	Limits (dBμV/m)	Margin (dB)	Detector
2463.10	32.25	6.16	47.96	86.37	---	---	Average
2483.50	32.28	6.19	4.60	43.07	54.00	10.93	Average
2483.60	32.28	6.19	4.41	42.88	54.00	11.12	Average

This test report may be reproduced in full only. The document may only be updated by AUDIX Technology Corp. personnel. Any changes will be noted in the Document History section of the report.

AUDIX Technology Corp.
No. 53-11, Dingfu, Linkou, Dist.,
New Taipei City244, Taiwan

Tel: +886 2 26099301
Fax: +886 2 26099303

Mode	802.11g	Frequency	TX 2467MHz

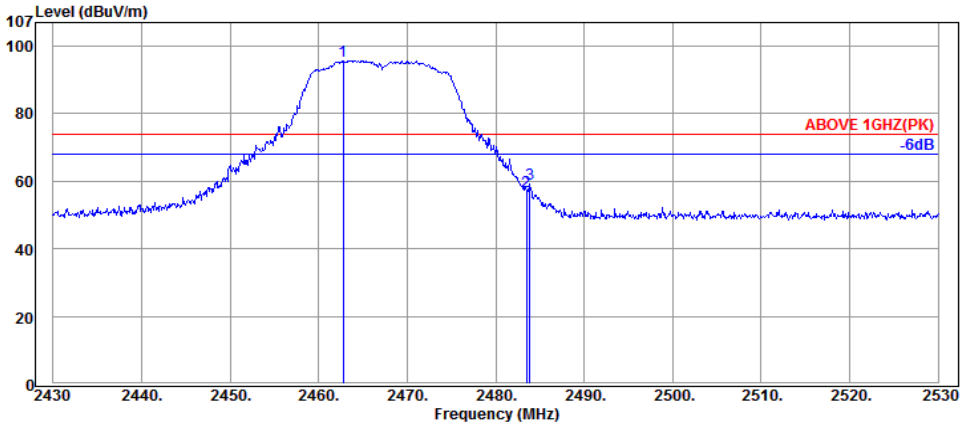

Antenna at Vertical Polarization

Emission Frequency (MHz)	Antenna Factor (dB/m)	Cable Loss (dB)	Meter Reading (dBμV)	Emission Level (dBμV/m)	Limits (dBμV/m)	Margin (dB)	Detector
2462.80	32.25	6.16	57.32	95.73	---	---	Peak
2483.50	32.28	6.19	18.43	56.90	74.00	17.10	Peak
2483.90	32.28	6.19	20.73	59.20	74.00	14.80	Peak

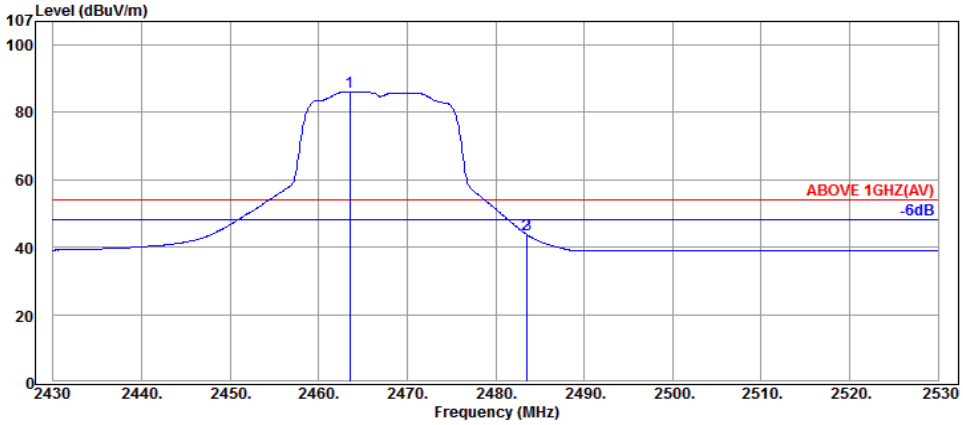

Antenna at Vertical Polarization

Emission Frequency (MHz)	Antenna Factor (dB/m)	Cable Loss (dB)	Meter Reading (dBμV)	Emission Level (dBμV/m)	Limits (dBμV/m)	Margin (dB)	Detector
2463.50	32.25	6.16	47.77	86.18	---	---	Average
2483.50	32.28	6.19	5.33	43.80	54.00	10.20	Average
2483.60	32.28	6.19	5.17	43.64	54.00	10.36	Average

This test report may be reproduced in full only. The document may only be updated by AUDIX Technology Corp. personnel. Any changes will be noted in the Document History section of the report.

AUDIX Technology Corp.
No. 53-11, Dingfu, Linkou, Dist.,
New Taipei City244, Taiwan

Tel: +886 2 26099301
Fax: +886 2 26099303

Mode	802.11g	Frequency	TX 2472MHz

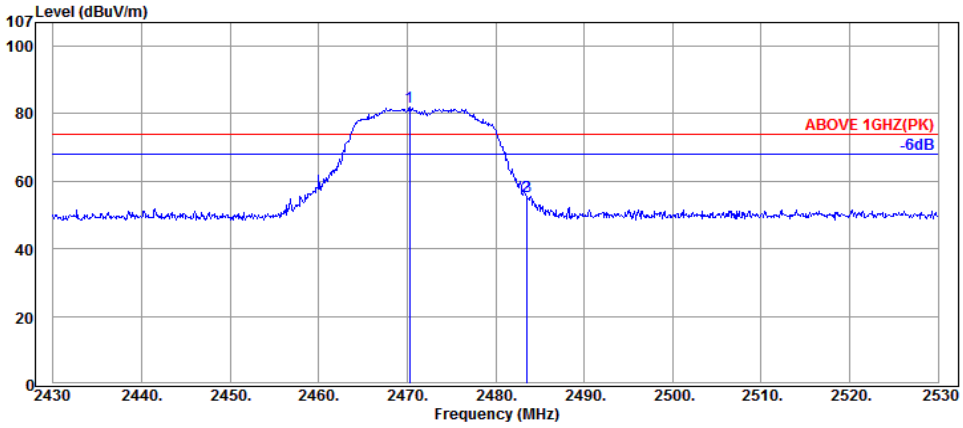

Antenna at Horizontal Polarization

Emission Frequency (MHz)	Antenna Factor (dB/m)	Cable Loss (dB)	Meter Reading (dBμV)	Emission Level (dBμV/m)	Limits (dBμV/m)	Margin (dB)	Detector
2470.30	32.25	6.17	43.46	81.88	---	---	Peak
2483.50	32.28	6.19	17.05	55.52	74.00	18.48	Peak
2483.60	32.28	6.19	17.14	55.61	74.00	18.39	Peak

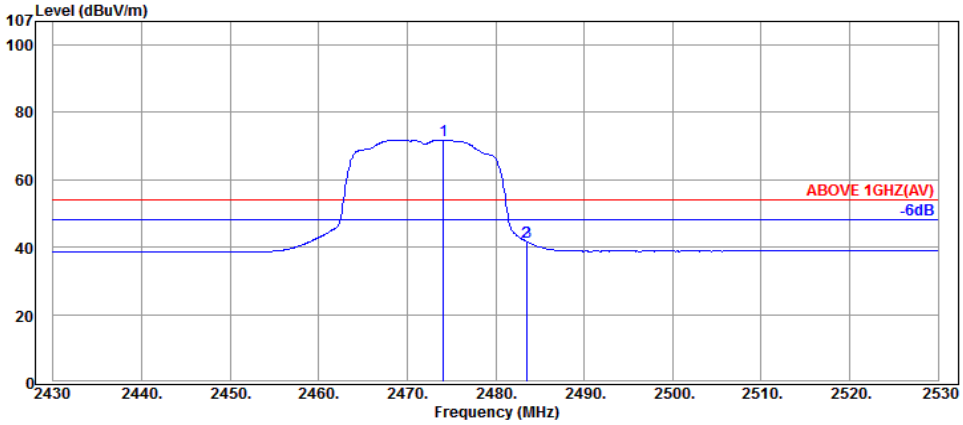

Antenna at Horizontal Polarization

Emission Frequency (MHz)	Antenna Factor (dB/m)	Cable Loss (dB)	Meter Reading (dBμV)	Emission Level (dBμV/m)	Limits (dBμV/m)	Margin (dB)	Detector
2474.10	32.28	6.17	33.22	71.67	---	---	Average
2483.50	32.28	6.19	3.19	41.66	54.00	12.34	Average
2483.60	32.28	6.19	3.06	41.53	54.00	12.47	Average

This test report may be reproduced in full only. The document may only be updated by AUDIX Technology Corp. personnel. Any changes will be noted in the Document History section of the report.

AUDIX Technology Corp.
No. 53-11, Dingfu, Linkou, Dist.,
New Taipei City244, Taiwan
Tel: +886 2 26099301
Fax: +886 2 26099303

Mode	802.11g	Frequency	TX 2472MHz

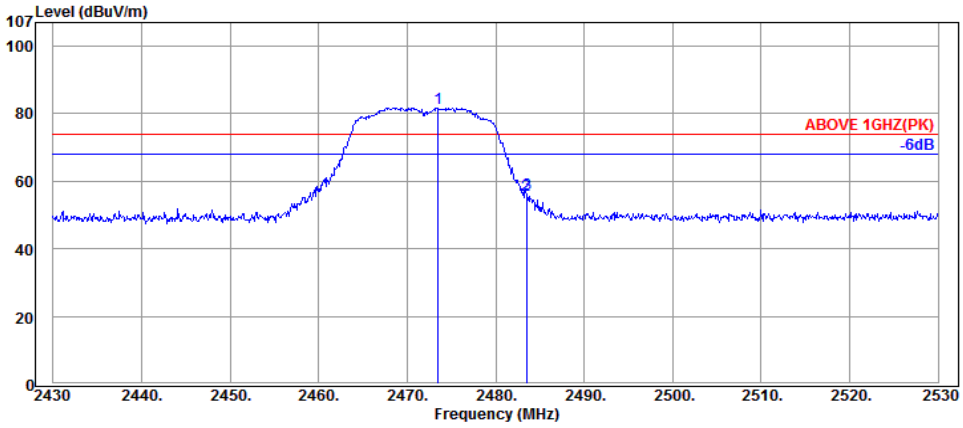

Antenna at Vertical Polarization

Emission Frequency (MHz)	Antenna Factor (dB/m)	Cable Loss (dB)	Meter Reading (dBμV)	Emission Level (dBμV/m)	Limits (dBμV/m)	Margin (dB)	Detector
2473.50	32.28	6.17	43.28	81.73	---	---	Peak
2483.50	32.28	6.19	17.43	55.90	74.00	18.10	Peak
2483.60	32.28	6.19	17.75	56.22	74.00	17.78	Peak

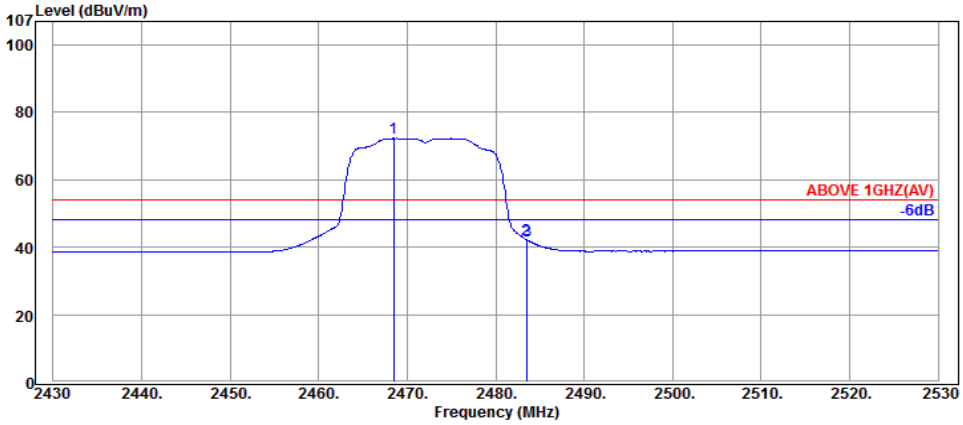

Antenna at Vertical Polarization

Emission Frequency (MHz)	Antenna Factor (dB/m)	Cable Loss (dB)	Meter Reading (dBμV)	Emission Level (dBμV/m)	Limits (dBμV/m)	Margin (dB)	Detector
2468.50	32.25	6.17	33.87	72.29	---	---	Average
2483.50	32.28	6.19	3.76	42.23	54.00	11.77	Average
2483.60	32.28	6.19	3.60	42.07	54.00	11.93	Average

This test report may be reproduced in full only. The document may only be updated by AUDIX Technology Corp. personnel. Any changes will be noted in the Document History section of the report.

AUDIX Technology Corp.
No. 53-11, Dingfu, Linkou, Dist.,
New Taipei City244, Taiwan

Tel: +886 2 26099301
Fax: +886 2 26099303

Mode	802.11n-HT20	Frequency	TX 2412MHz

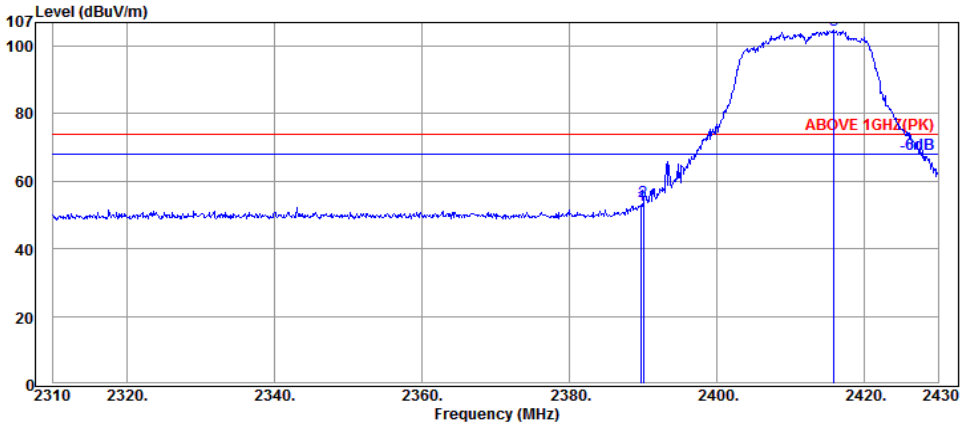

Antenna at Horizontal Polarization

Emission Frequency (MHz)	Antenna Factor (dB/m)	Cable Loss (dB)	Meter Reading (dBμV)	Emission Level (dBμV/m)	Limits (dBμV/m)	Margin (dB)	Detector
2389.80	32.16	5.72	15.00	52.88	74.00	21.12	Peak
2390.04	32.16	5.72	16.05	53.93	74.00	20.07	Peak
2415.84	32.18	5.74	66.91	104.83	---	---	Peak

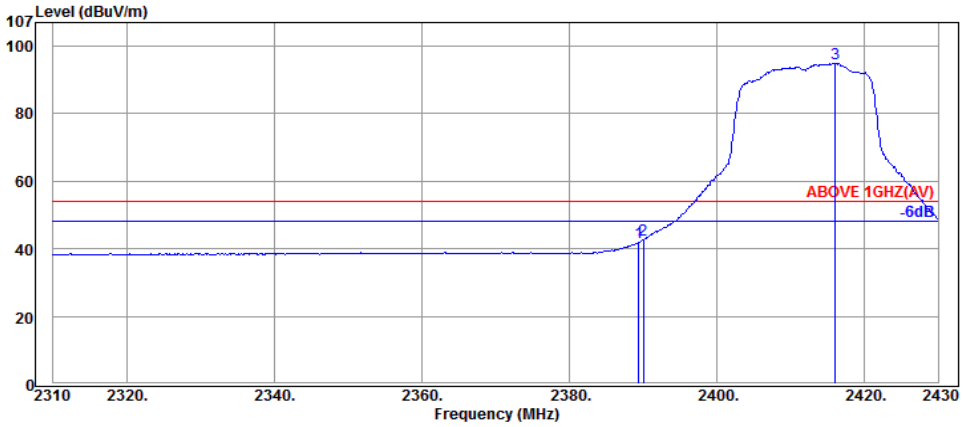

Antenna at Horizontal Polarization

Emission Frequency (MHz)	Antenna Factor (dB/m)	Cable Loss (dB)	Meter Reading (dBμV)	Emission Level (dBμV/m)	Limits (dBμV/m)	Margin (dB)	Detector
2389.44	32.16	5.72	4.11	41.99	54.00	12.01	Average
2390.04	32.16	5.72	4.71	42.59	54.00	11.41	Average
2416.08	32.18	5.74	56.96	94.88	---	---	Average

This test report may be reproduced in full only. The document may only be updated by AUDIX Technology Corp. personnel. Any changes will be noted in the Document History section of the report.

AUDIX Technology Corp.
No. 53-11, Dingfu, Linkou, Dist.,
New Taipei City244, Taiwan

Tel: +886 2 26099301
Fax: +886 2 26099303

Mode	802.11n-HT20	Frequency	TX 2412MHz

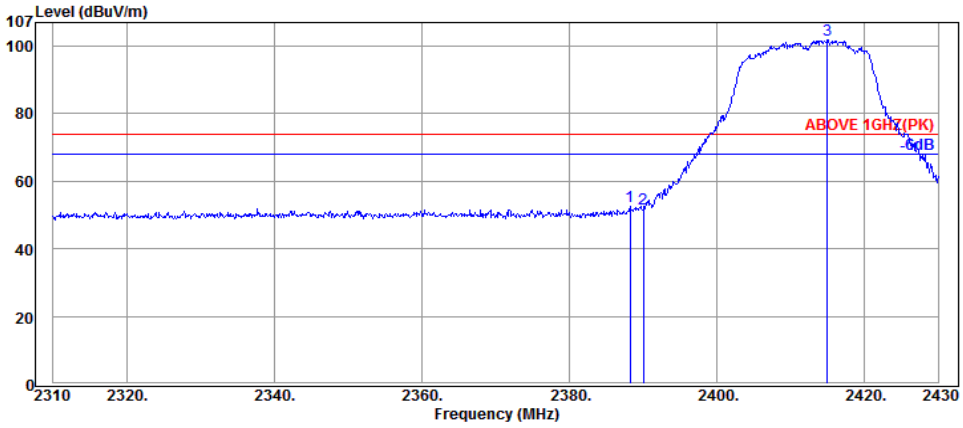

Antenna at Vertical Polarization

Emission Frequency (MHz)	Antenna Factor (dB/m)	Cable Loss (dB)	Meter Reading (dBμV)	Emission Level (dBμV/m)	imits (dBμV/m)	Margin (dB)	Detector
2388.24	32.16	5.72	14.83	52.71	74.00	21.29	Peak
2390.04	32.16	5.72	13.83	51.71	74.00	22.29	Peak
2415.00	32.18	5.74	63.92	101.84	---	---	Peak

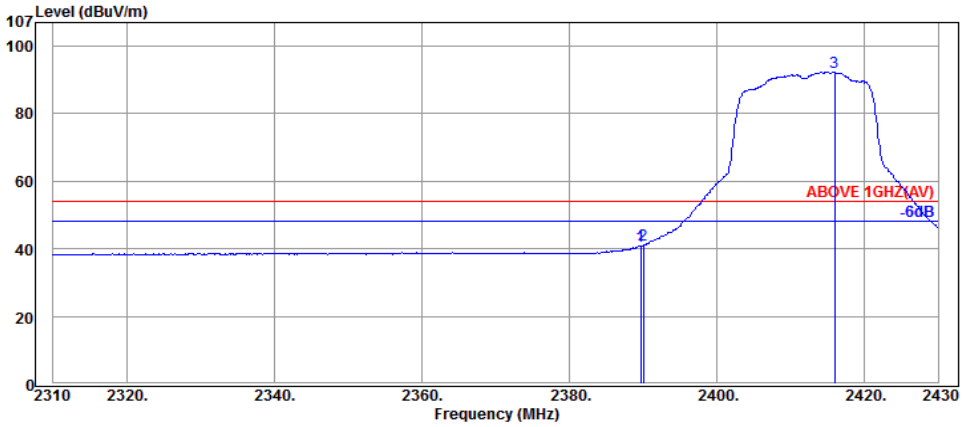

Antenna at Vertical Polarization

Emission Frequency (MHz)	Antenna Factor (dB/m)	Cable Loss (dB)	Meter Reading (dBμV)	Emission Level (dBμV/m)	Limits (dBμV/m)	Margin (dB)	Detector
2389.68	32.16	5.72	2.99	40.87	54.00	13.13	Average
2390.04	32.16	5.72	3.24	41.12	54.00	12.88	Average
2415.96	32.18	5.74	54.47	92.39	---	---	Average

This test report may be reproduced in full only. The document may only be updated by AUDIX Technology Corp. personnel. Any changes will be noted in the Document History section of the report.

AUDIX Technology Corp.
No. 53-11, Dingfu, Linkou, Dist.,
New Taipei City244, Taiwan
Tel: +886 2 26099301
Fax: +886 2 26099303

Mode	802.11n-HT20	Frequency	TX 2417MHz

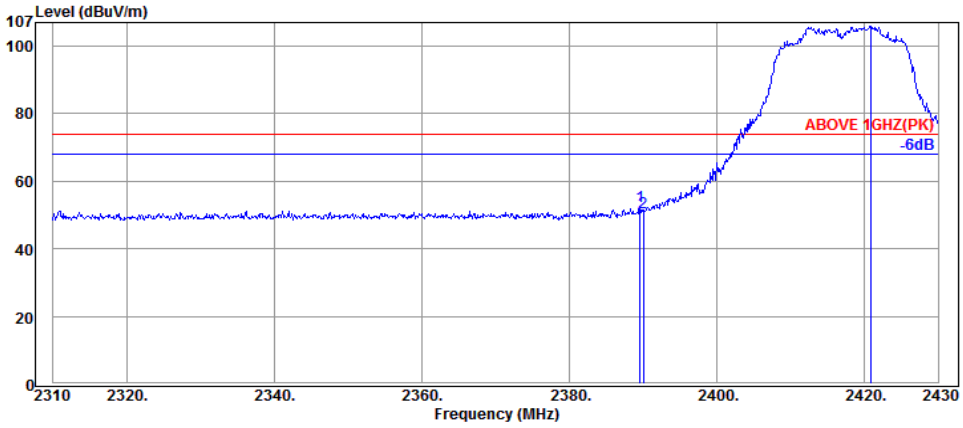

Antenna at Horizontal Polarization

Emission Frequency (MHz)	Antenna Factor (dB/m)	Cable Loss (dB)	Meter Reading (dBμV)	Emission Level (dBμV/m)	Limits (dBμV/m)	Margin (dB)	Detector
2389.56	32.16	5.72	14.69	52.57	74.00	21.43	Peak
2390.04	32.16	5.72	12.86	50.74	74.00	23.26	Peak
2420.88	32.20	5.76	67.99	105.95	---	---	Peak

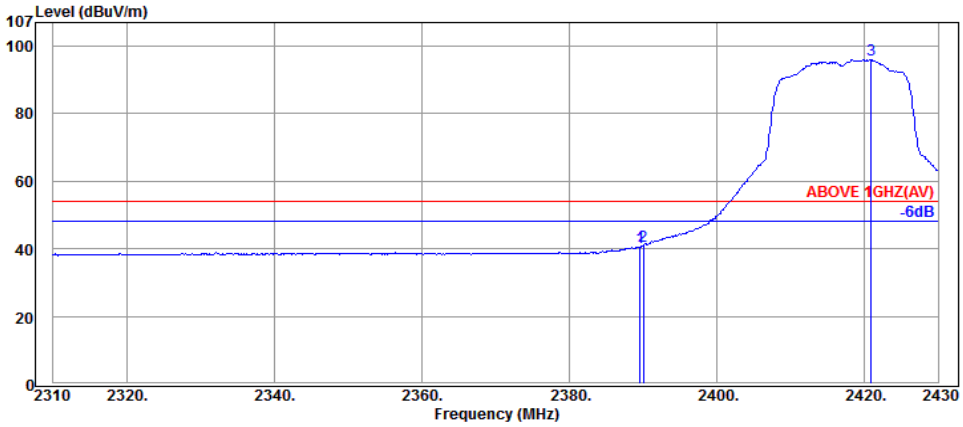

Antenna at Horizontal Polarization

Emission Frequency (MHz)	Antenna Factor (dB/m)	Cable Loss (dB)	Meter Reading (dBμV)	Emission Level (dBμV/m)	Limits (dBμV/m)	Margin (dB)	Detector
2389.56	32.16	5.72	2.74	40.62	54.00	13.38	Average
2390.04	32.16	5.72	3.00	40.88	54.00	13.12	Average
2420.88	32.20	5.76	57.95	95.91	---	---	Average

This test report may be reproduced in full only. The document may only be updated by AUDIX Technology Corp. personnel. Any changes will be noted in the Document History section of the report.

AUDIX Technology Corp.
No. 53-11, Dingfu, Linkou, Dist.,
New Taipei City244, Taiwan
Tel: +886 2 26099301
Fax: +886 2 26099303

Mode	802.11n-HT20	Frequency	TX 2417MHz

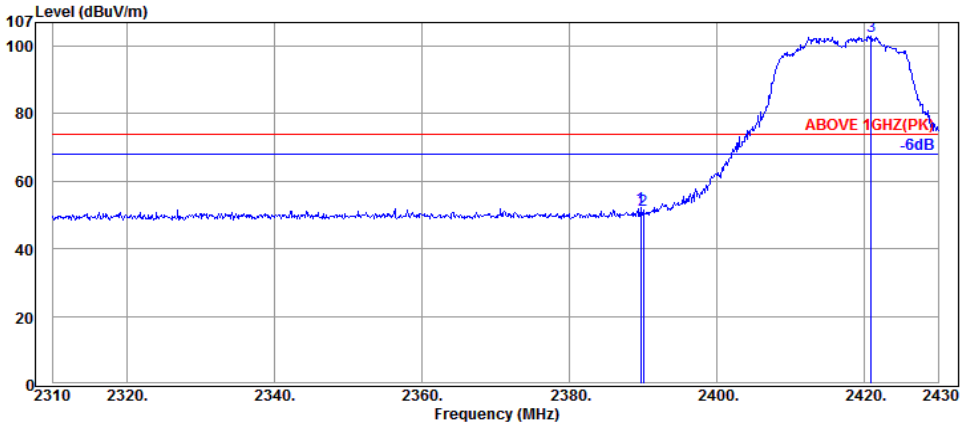

Antenna at Vertical Polarization

Emission Frequency (MHz)	Antenna Factor (dB/m)	Cable Loss (dB)	Meter Reading (dBμV)	Emission Level (dBμV/m)	imits (dBμV/m)	Margin (dB)	Detector
2389.68	32.16	5.72	14.22	52.10	74.00	21.90	Peak
2390.04	32.16	5.72	13.63	51.51	74.00	22.49	Peak
2420.88	32.20	5.76	64.84	102.80	---	---	Peak

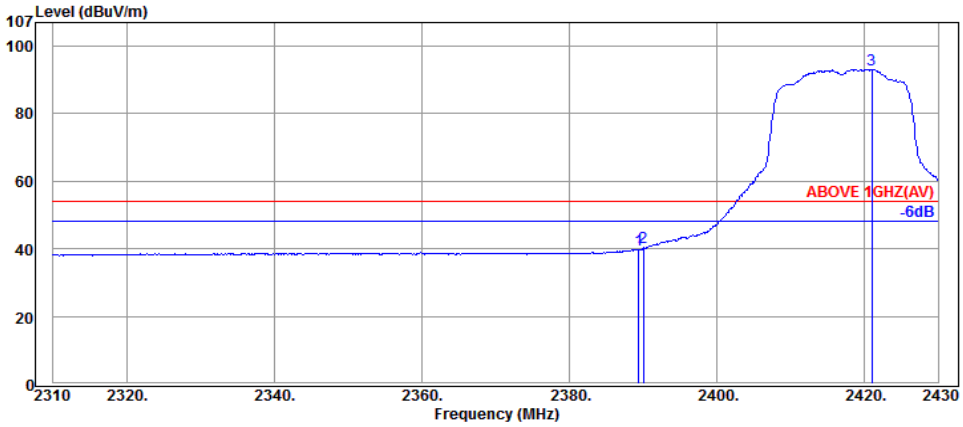

Antenna at Vertical Polarization

Emission Frequency (MHz)	Antenna Factor (dB/m)	Cable Loss (dB)	Meter Reading (dBμV)	Emission Level (dBμV/m)	Limits (dBμV/m)	Margin (dB)	Detector
2389.44	32.16	5.72	1.97	39.85	54.00	14.15	Average
2390.04	32.16	5.72	2.45	40.33	54.00	13.67	Average
2421.00	32.20	5.76	55.25	93.21	---	---	Average

This test report may be reproduced in full only. The document may only be updated by AUDIX Technology Corp. personnel. Any changes will be noted in the Document History section of the report.

AUDIX Technology Corp.
No. 53-11, Dingfu, Linkou, Dist.,
New Taipei City244, Taiwan
Tel: +886 2 26099301
Fax: +886 2 26099303

Mode	802.11n-HT20	Frequency	TX 2457MHz

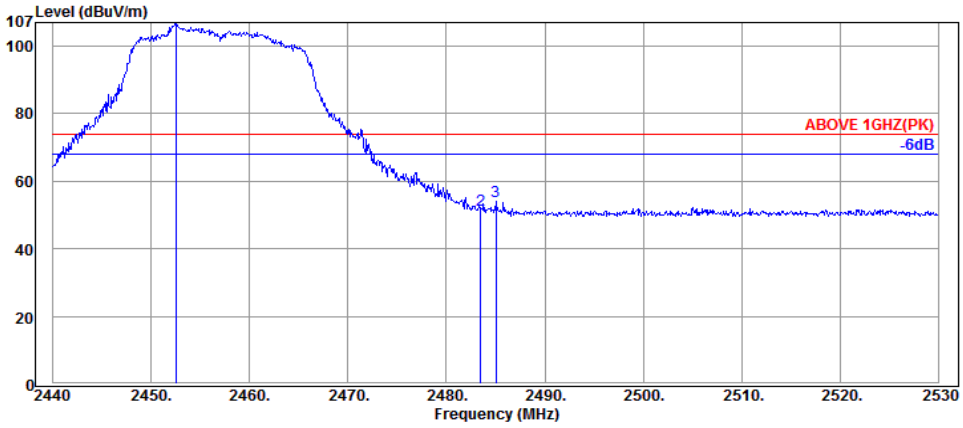

Antenna at Horizontal Polarization

Emission Frequency (MHz)	Antenna Factor (dB/m)	Cable Loss (dB)	Meter Reading (dBμV)	Emission Level (dBμV/m)	Limits (dBμV/m)	Margin (dB)	Detector
2452.51	32.23	5.78	68.90	106.91	---	---	Peak
2483.47	32.28	5.82	13.47	51.57	74.00	22.43	Peak
2485.00	32.28	5.82	15.93	54.03	74.00	19.97	Peak

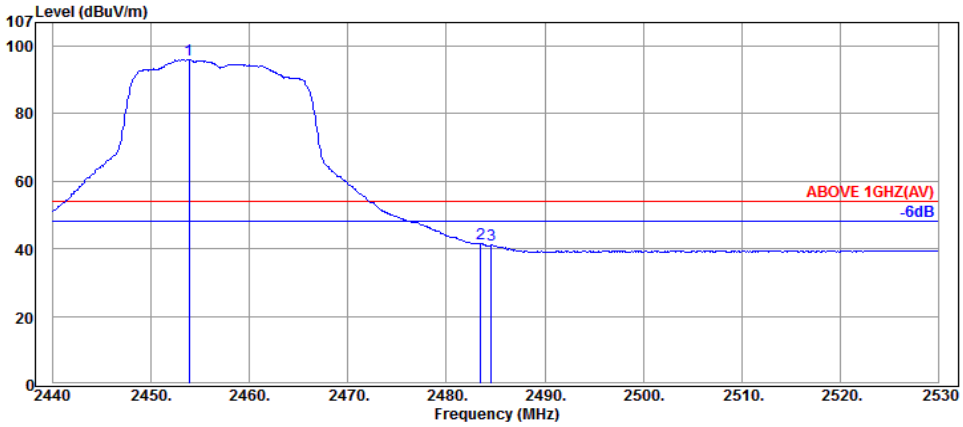

Antenna at Horizontal Polarization

Emission Frequency (MHz)	Antenna Factor (dB/m)	Cable Loss (dB)	Meter Reading (dBμV)	Emission Level (dBμV/m)	Limits (dBμV/m)	Margin (dB)	Detector
2453.86	32.25	5.80	57.87	95.92	---	---	Average
2483.47	32.28	5.82	3.43	41.53	54.00	12.47	Average
2484.55	32.28	5.82	2.93	41.03	54.00	12.97	Average

This test report may be reproduced in full only. The document may only be updated by AUDIX Technology Corp. personnel. Any changes will be noted in the Document History section of the report.

AUDIX Technology Corp.
No. 53-11, Dingfu, Linkou, Dist.,
New Taipei City244, Taiwan
Tel: +886 2 26099301
Fax: +886 2 26099303

Mode	802.11n-HT20	Frequency	TX 2457MHz

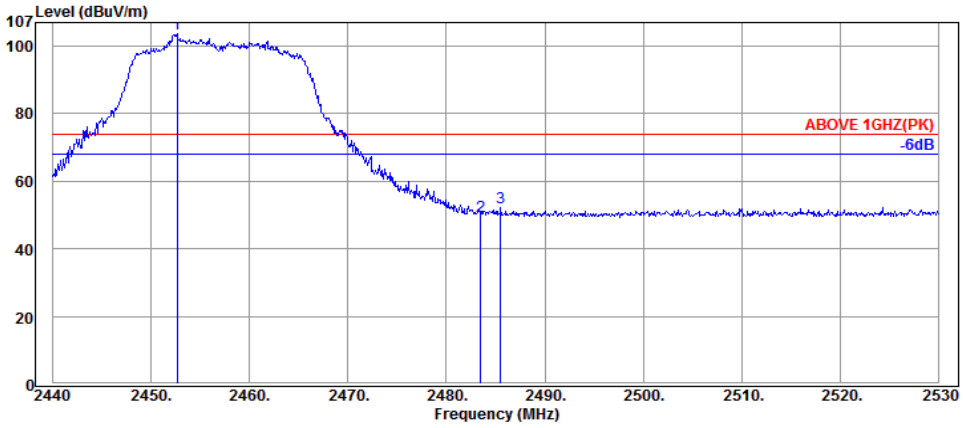

Antenna at Vertical Polarization

Emission Frequency (MHz)	Antenna Factor (dB/m)	Cable Loss (dB)	Meter Reading (dBμV)	Emission Level (dBμV/m)	Limits (dBμV/m)	Margin (dB)	Detector
2452.60	32.23	5.78	65.61	103.62	---	---	Peak
2483.47	32.28	5.82	11.58	49.68	74.00	24.32	Peak
2485.54	32.28	5.82	14.01	52.11	74.00	21.89	Peak

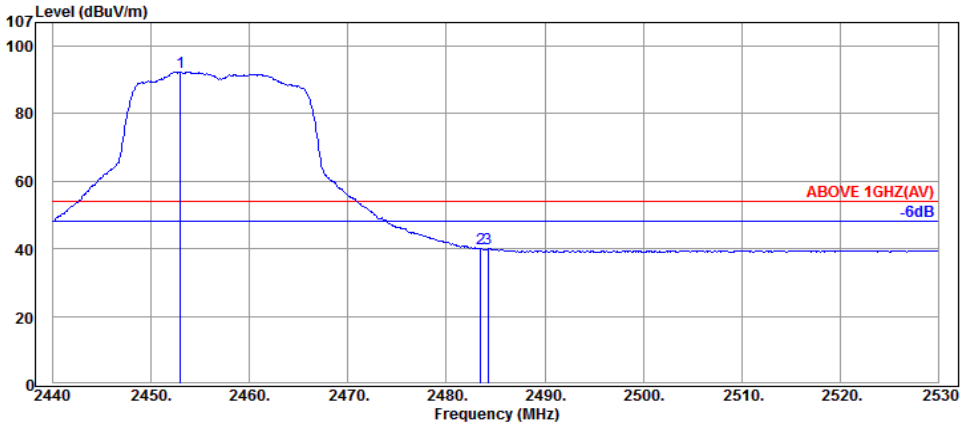

Antenna at Vertical Polarization

Emission Frequency (MHz)	Antenna Factor (dB/m)	Cable Loss (dB)	Meter Reading (dBμV)	Emission Level (dBμV/m)	Limits (dBμV/m)	Margin (dB)	Detector
2452.96	32.23	5.78	54.34	92.35	---	---	Average
2483.47	32.28	5.82	2.06	40.16	54.00	13.84	Average
2484.19	32.28	5.82	1.98	40.08	54.00	13.92	Average

This test report may be reproduced in full only. The document may only be updated by AUDIX Technology Corp. personnel. Any changes will be noted in the Document History section of the report.

AUDIX Technology Corp.
No. 53-11, Dingfu, Linkou, Dist.,
New Taipei City244, Taiwan
Tel: +886 2 26099301
Fax: +886 2 26099303

Mode	802.11n-HT20	Frequency	TX 2462MHz

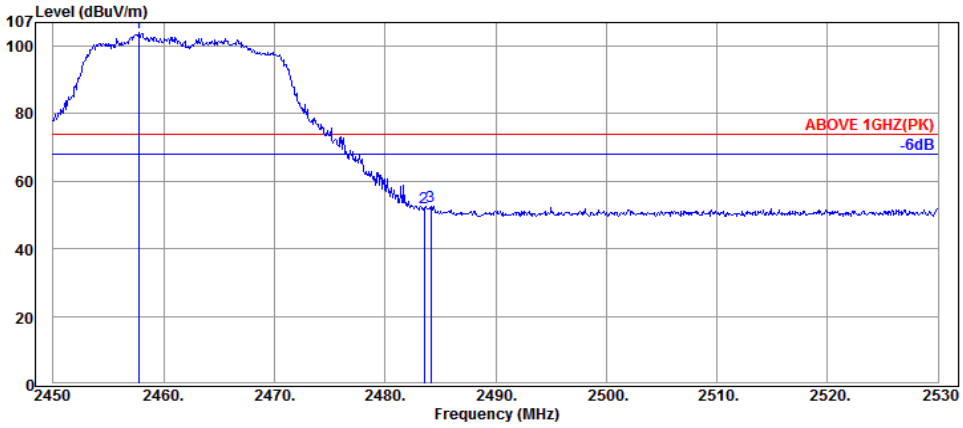

Antenna at Horizontal Polarization

Emission Frequency (MHz)	Antenna Factor (dB/m)	Cable Loss (dB)	Meter Reading (dBμV)	Emission Level (dBμV/m)	Limits (dBμV/m)	Margin (dB)	Detector
2457.76	32.25	5.80	65.85	103.90	---	---	Peak
2483.52	32.28	5.82	14.01	52.11	74.00	21.89	Peak
2484.16	32.28	5.82	14.51	52.61	74.00	21.39	Peak

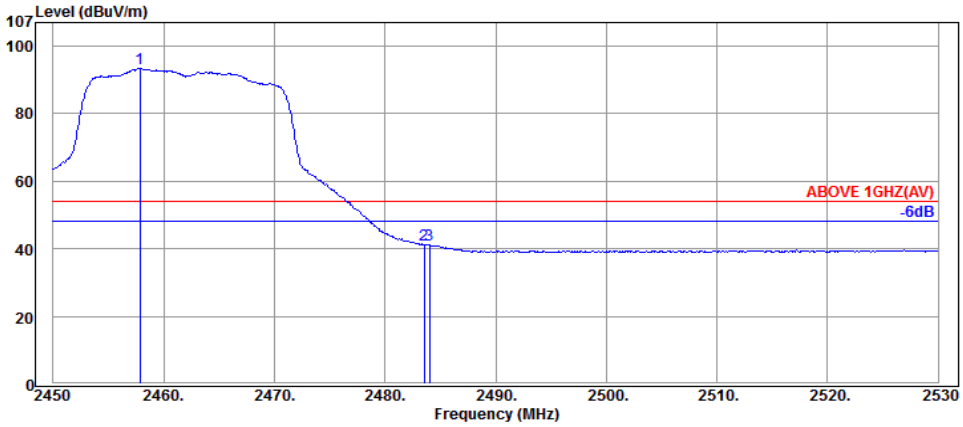

Antenna at Horizontal Polarization

Emission Frequency (MHz)	Antenna Factor (dB/m)	Cable Loss (dB)	Meter Reading (dBμV)	Emission Level (dBμV/m)	Limits (dBμV/m)	Margin (dB)	Detector
2457.84	32.25	5.80	55.45	93.50	---	---	Average
2483.52	32.28	5.82	2.95	41.05	54.00	12.95	Average
2484.00	32.28	5.82	3.07	41.17	54.00	12.83	Average

This test report may be reproduced in full only. The document may only be updated by AUDIX Technology Corp. personnel. Any changes will be noted in the Document History section of the report.

AUDIX Technology Corp.
No. 53-11, Dingfu, Linkou, Dist.,
New Taipei City244, Taiwan
Tel: +886 2 26099301
Fax: +886 2 26099303

Mode	802.11n-HT20	Frequency	TX 2462MHz

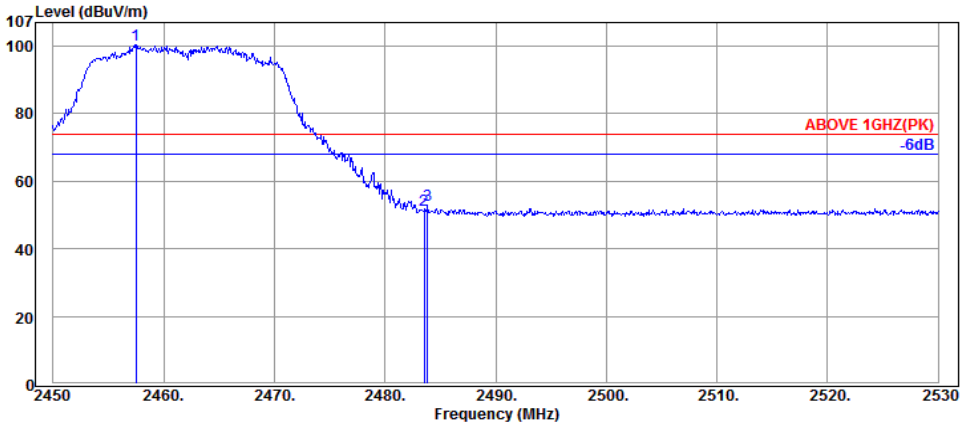

Antenna at Vertical Polarization

Emission Frequency (MHz)	Antenna Factor (dB/m)	Cable Loss (dB)	Meter Reading (dBμV)	Emission Level (dBμV/m)	Limits (dBμV/m)	Margin (dB)	Detector
2457.52	32.25	5.80	62.33	100.38	---	---	Peak
2483.52	32.28	5.82	13.46	51.56	74.00	22.44	Peak
2483.84	32.28	5.82	14.79	52.89	74.00	21.11	Peak

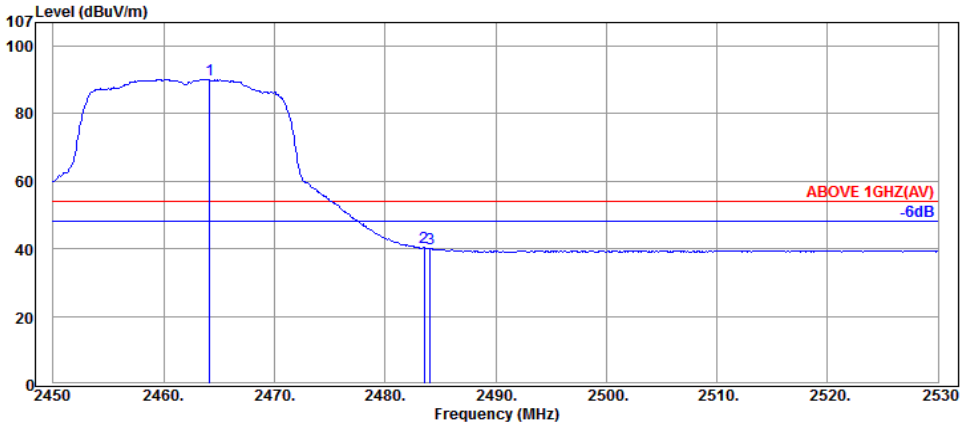

Antenna at Vertical Polarization

Emission Frequency (MHz)	Antenna Factor (dB/m)	Cable Loss (dB)	Meter Reading (dBμV)	Emission Level (dBμV/m)	Limits (dBμV/m)	Margin (dB)	Detector
2464.16	32.25	5.80	52.21	90.26	---	---	Average
2483.52	32.28	5.82	2.38	40.48	54.00	13.52	Average
2484.08	32.28	5.82	2.06	40.16	54.00	13.84	Average

This test report may be reproduced in full only. The document may only be updated by AUDIX Technology Corp. personnel. Any changes will be noted in the Document History section of the report.

AUDIX Technology Corp.
No. 53-11, Dingfu, Linkou, Dist.,
New Taipei City244, Taiwan

Tel: +886 2 26099301
Fax: +886 2 26099303

Mode	802.11n-HT20	Frequency	TX 2467MHz

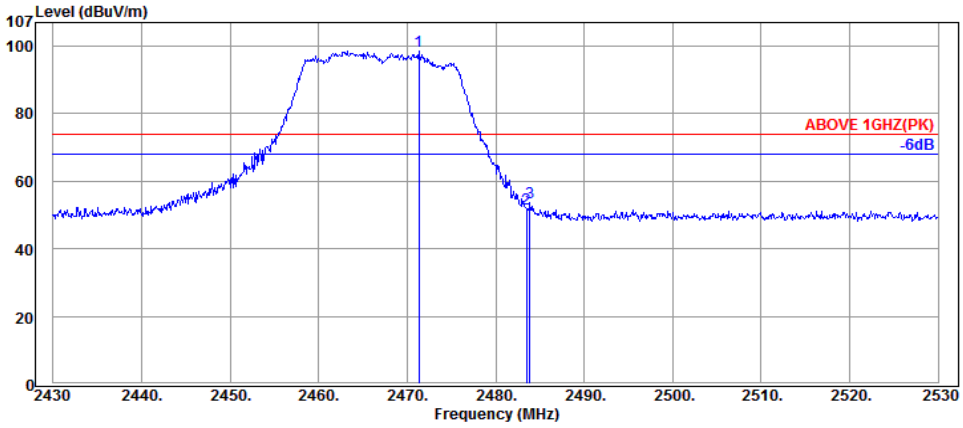

Antenna at Horizontal Polarization

Emission Frequency (MHz)	Antenna Factor (dB/m)	Cable Loss (dB)	Meter Reading (dBμV)	Emission Level (dBμV/m)	Limits (dBμV/m)	Margin (dB)	Detector
2471.30	32.28	6.17	59.98	98.43	---	---	Peak
2483.50	32.28	6.19	13.39	51.86	74.00	22.14	Peak
2483.90	32.28	6.19	15.06	53.53	74.00	20.47	Peak

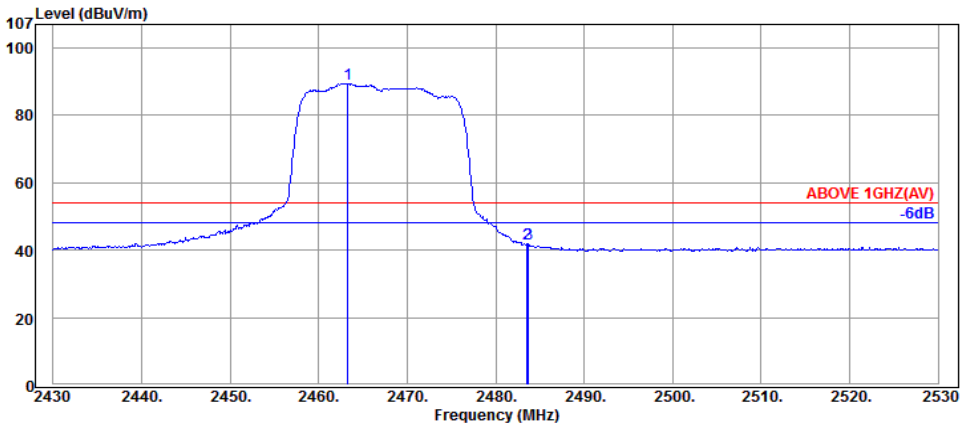

Antenna at Horizontal Polarization

Emission Frequency (MHz)	Antenna Factor (dB/m)	Cable Loss (dB)	Meter Reading (dBμV)	Emission Level (dBμV/m)	Limits (dBμV/m)	Margin (dB)	Detector
2463.30	32.25	6.16	51.12	89.53	---	---	Average
2483.60	32.28	6.19	3.37	41.84	54.00	12.16	Average
2483.70	32.28	6.19	3.30	41.77	54.00	12.23	Average

This test report may be reproduced in full only. The document may only be updated by AUDIX Technology Corp. personnel. Any changes will be noted in the Document History section of the report.

AUDIX Technology Corp.
No. 53-11, Dingfu, Linkou, Dist.,
New Taipei City244, Taiwan
Tel: +886 2 26099301
Fax: +886 2 26099303

Mode	802.11n-HT20	Frequency	TX 2467MHz

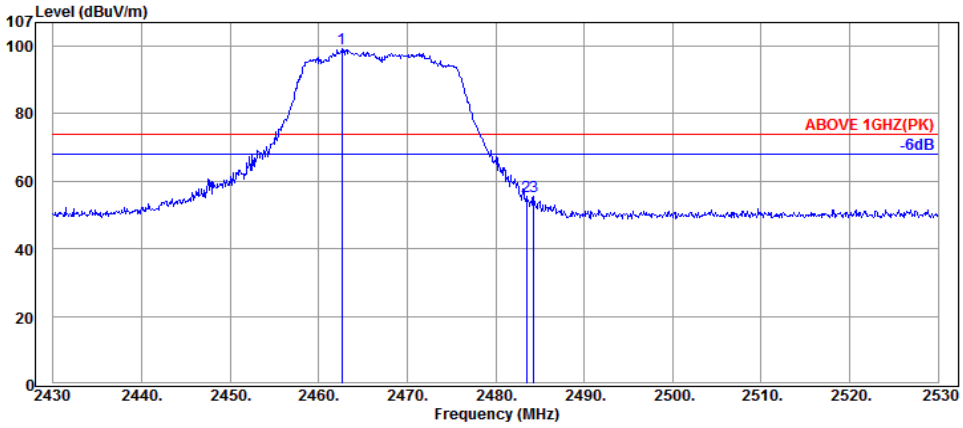

Antenna at Vertical Polarization

Emission Frequency (MHz)	Antenna Factor (dB/m)	Cable Loss (dB)	Meter Reading (dBμV)	Emission Level (dBμV/m)	Limits (dBμV/m)	Margin (dB)	Detector
2462.60	32.25	6.16	60.99	99.40	---	---	Peak
2483.50	32.28	6.19	17.09	55.56	74.00	18.44	Peak
2484.30	32.28	6.19	16.96	55.43	74.00	18.57	Peak

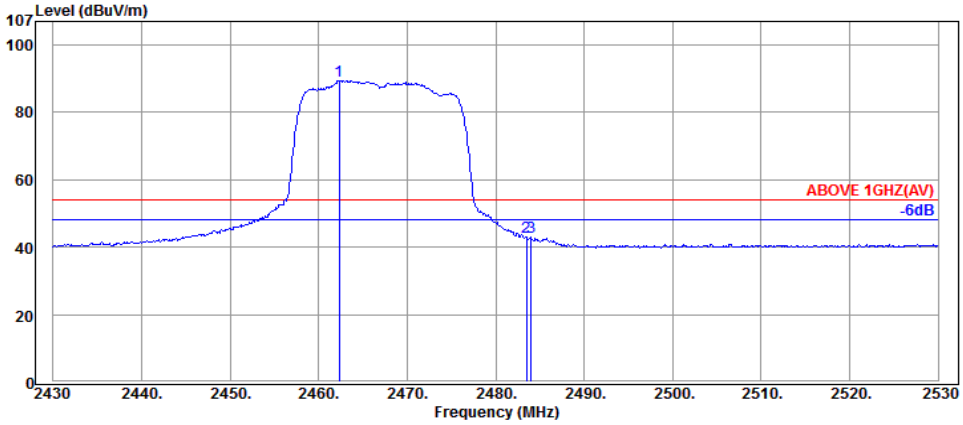

Antenna at Vertical Polarization

Emission Frequency (MHz)	Antenna Factor (dB/m)	Cable Loss (dB)	Meter Reading (dBμV)	Emission Level (dBμV/m)	Limits (dBμV/m)	Margin (dB)	Detector
2462.30	32.25	6.16	50.94	89.35	---	---	Average
2483.50	32.28	6.19	4.69	43.16	54.00	10.84	Average
2484.00	32.28	6.19	4.61	43.08	54.00	10.92	Average

This test report may be reproduced in full only. The document may only be updated by AUDIX Technology Corp. personnel. Any changes will be noted in the Document History section of the report.

AUDIX Technology Corp.
No. 53-11, Dingfu, Linkou, Dist.,
New Taipei City244, Taiwan
Tel: +886 2 26099301
Fax: +886 2 26099303

Mode	802.11n-HT20	Frequency	TX 2472MHz

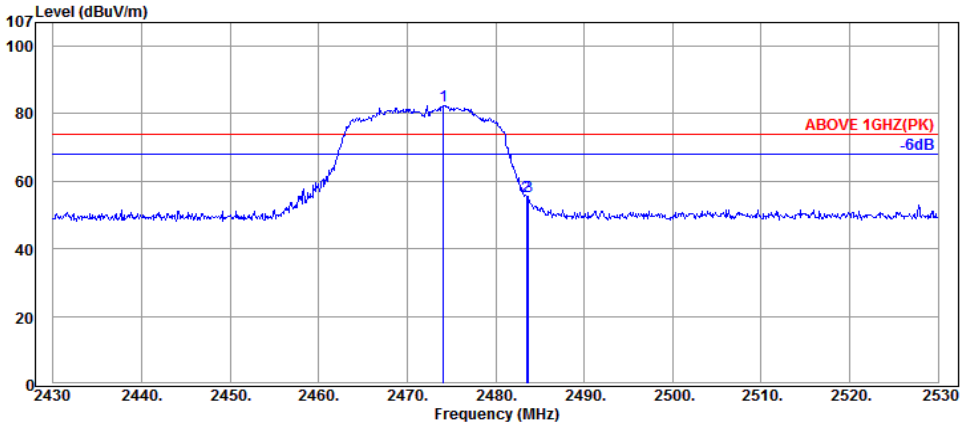

Antenna at Horizontal Polarization

Emission Frequency (MHz)	Antenna Factor (dB/m)	Cable Loss (dB)	Meter Reading (dBμV)	Emission Level (dBμV/m)	Limits (dBμV/m)	Margin (dB)	Detector
2474.10	32.28	6.17	44.08	82.53	---	---	Peak
2483.50	32.28	6.19	17.19	55.66	74.00	18.34	Peak
2483.70	32.28	6.19	16.98	55.45	74.00	18.55	Peak

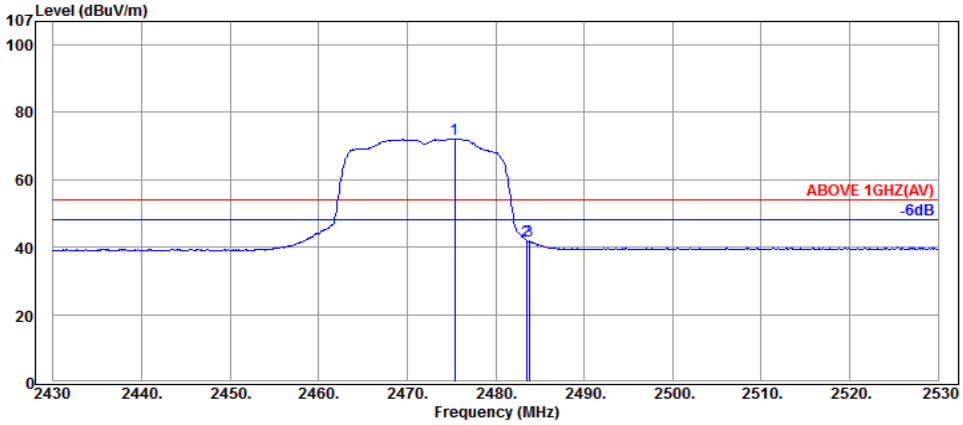

Antenna at Horizontal Polarization

Emission Frequency (MHz)	Antenna Factor (dB/m)	Cable Loss (dB)	Meter Reading (dBμV)	Emission Level (dBμV/m)	Limits (dBμV/m)	Margin (dB)	Detector
2475.40	32.28	6.18	33.70	72.16	---	---	Average
2483.50	32.28	6.19	3.59	42.06	54.00	11.94	Average
2483.80	32.28	6.19	3.46	41.93	54.00	12.07	Average

This test report may be reproduced in full only. The document may only be updated by AUDIX Technology Corp. personnel. Any changes will be noted in the Document History section of the report.

AUDIX Technology Corp.
No. 53-11, Dingfu, Linkou, Dist.,
New Taipei City244, Taiwan

Tel: +886 2 26099301
Fax: +886 2 26099303

Mode	802.11n-HT20	Frequency	TX 2472MHz

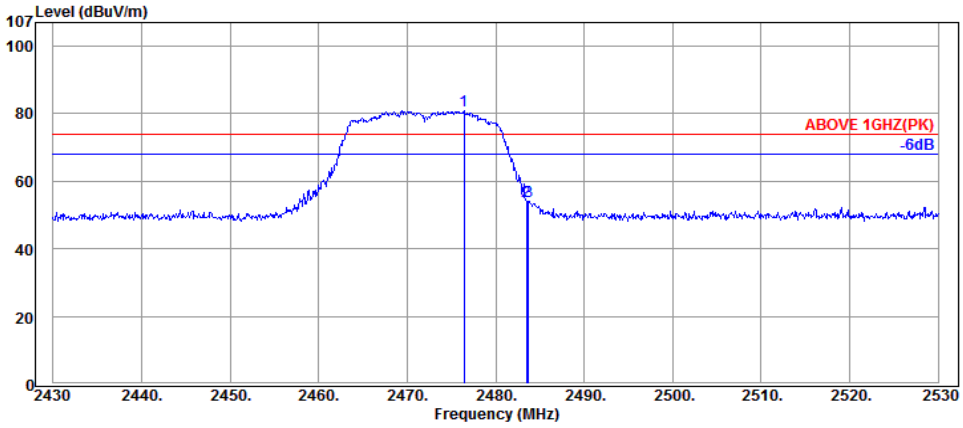

Antenna at Vertical Polarization

Emission Frequency (MHz)	Antenna Factor (dB/m)	Cable Loss (dB)	Meter Reading (dBμV)	Emission Level (dBμV/m)	Limits (dBμV/m)	Margin (dB)	Detector
2476.40	32.28	6.18	42.51	80.97	---	---	Peak
2483.50	32.28	6.19	15.54	54.01	74.00	19.99	Peak
2483.70	32.28	6.19	15.70	54.17	74.00	19.83	Peak

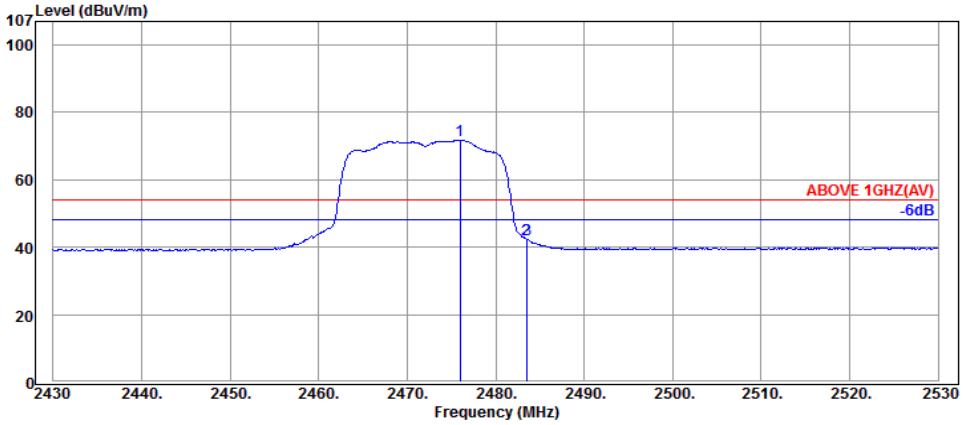

Antenna at Vertical Polarization

Emission Frequency (MHz)	Antenna Factor (dB/m)	Cable Loss (dB)	Meter Reading (dBμV)	Emission Level (dBμV/m)	Limits (dBμV/m)	Margin (dB)	Detector
2476.00	32.28	6.18	33.37	71.83	---	---	Average
2483.50	32.28	6.19	3.86	42.33	54.00	11.67	Average
2483.60	32.28	6.19	3.81	42.28	54.00	11.72	Average

This test report may be reproduced in full only. The document may only be updated by AUDIX Technology Corp. personnel. Any changes will be noted in the Document History section of the report.

AUDIX Technology Corp.
No. 53-11, Dingfu, Linkou, Dist.,
New Taipei City244, Taiwan
Tel: +886 2 26099301
Fax: +886 2 26099303

Mode	802.11n-HT40	Frequency	TX 2422MHz

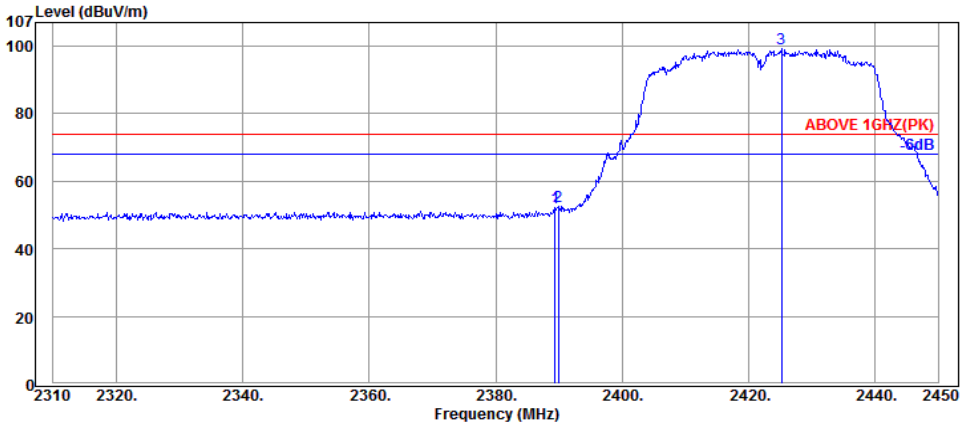

Antenna at Horizontal Polarization

Emission Frequency (MHz)	Antenna Factor (dB/m)	Cable Loss (dB)	Meter Reading (dBμV)	Emission Level (dBμV/m)	Limits (dBμV/m)	Margin (dB)	Detector
2389.38	32.16	5.72	14.25	52.13	74.00	21.87	Peak
2389.94	32.16	5.72	14.73	52.61	74.00	21.39	Peak
2425.22	32.20	5.76	61.48	99.44	---	---	Peak

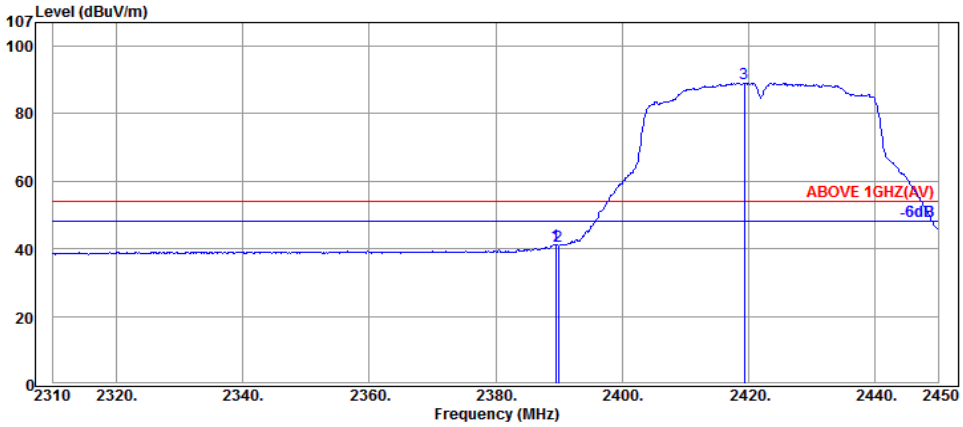

Antenna at Horizontal Polarization

Emission Frequency (MHz)	Antenna Factor (dB/m)	Cable Loss (dB)	Meter Reading (dBμV)	Emission Level (dBμV/m)	Limits (dBμV/m)	Margin (dB)	Detector
2389.52	32.16	5.72	3.36	41.24	54.00	12.76	Average
2389.94	32.16	5.72	2.88	40.76	54.00	13.24	Average
2419.34	32.18	5.74	51.13	89.05	---	---	Average

This test report may be reproduced in full only. The document may only be updated by AUDIX Technology Corp. personnel. Any changes will be noted in the Document History section of the report.

AUDIX Technology Corp.
No. 53-11, Dingfu, Linkou, Dist.,
New Taipei City244, Taiwan

Tel: +886 2 26099301
Fax: +886 2 26099303

Mode	802.11n-HT40	Frequency	TX 2422MHz

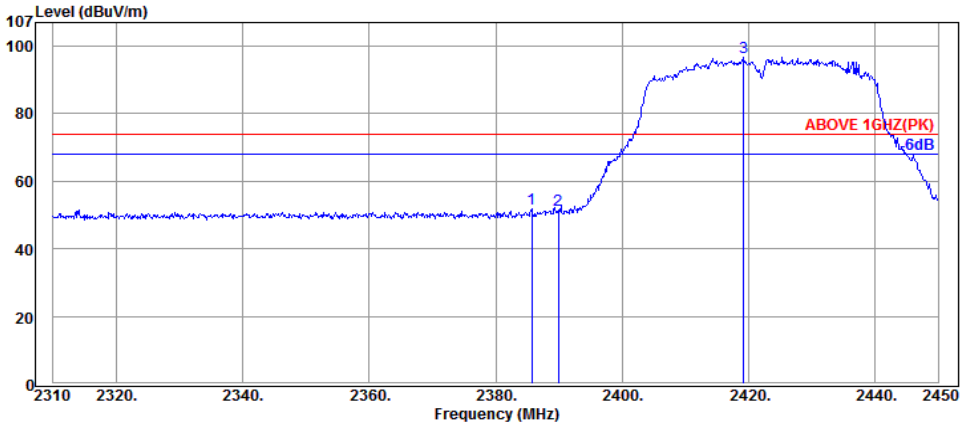

Antenna at Vertical Polarization

Emission Frequency (MHz)	Antenna Factor (dB/m)	Cable Loss (dB)	Meter Reading (dBμV)	Emission Level (dBμV/m)	Limits (dBμV/m)	Margin (dB)	Detector
2385.74	32.16	5.72	13.78	51.66	74.00	22.34	Peak
2389.94	32.16	5.72	13.56	51.44	74.00	22.56	Peak
2419.20	32.18	5.74	58.80	96.72	---	---	Peak

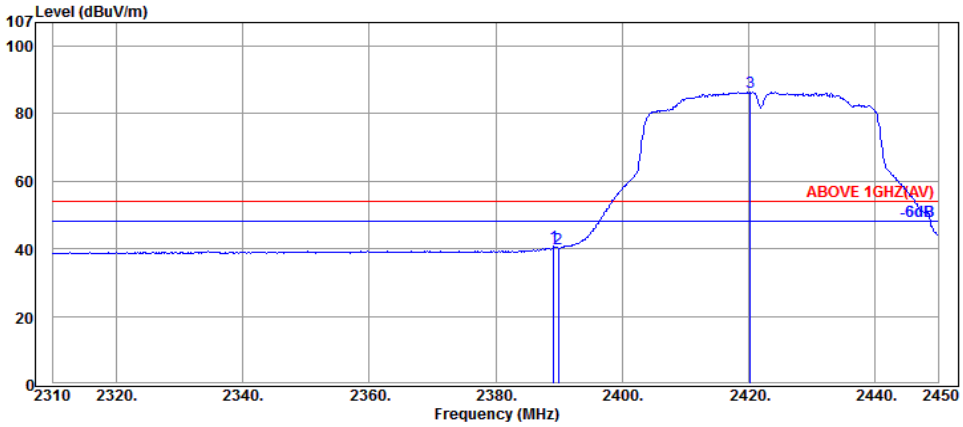

Antenna at Vertical Polarization

Emission Frequency (MHz)	Antenna Factor (dB/m)	Cable Loss (dB)	Meter Reading (dBμV)	Emission Level (dBμV/m)	Limits (dBμV/m)	Margin (dB)	Detector
2389.24	32.16	5.72	2.76	40.64	54.00	13.36	Average
2389.94	32.16	5.72	2.36	40.24	54.00	13.76	Average
2420.32	32.20	5.76	48.41	86.37	---	---	Average

This test report may be reproduced in full only. The document may only be updated by AUDIX Technology Corp. personnel. Any changes will be noted in the Document History section of the report.

AUDIX Technology Corp.
No. 53-11, Dingfu, Linkou, Dist.,
New Taipei City244, Taiwan
Tel: +886 2 26099301
Fax: +886 2 26099303

Mode	802.11n-HT40	Frequency	TX 2427MHz

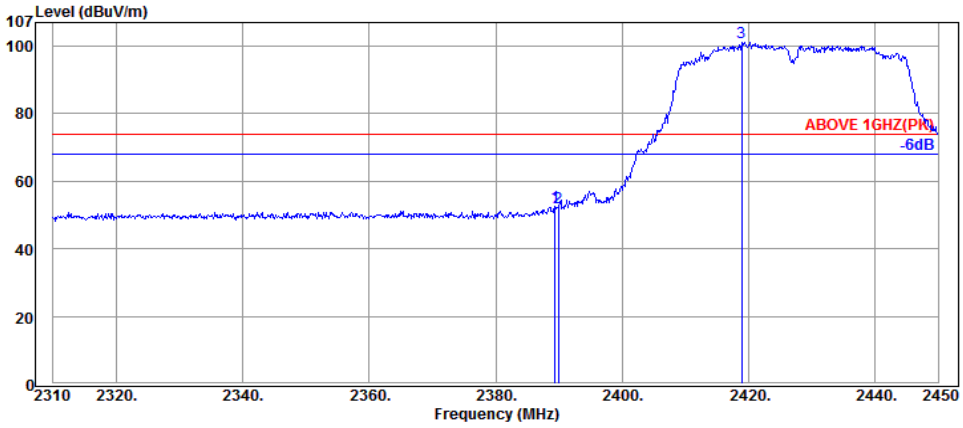

Antenna at Horizontal Polarization

Emission Frequency (MHz)	Antenna Factor (dB/m)	Cable Loss (dB)	Meter Reading (dBμV)	Emission Level (dBμV/m)	Limits (dBμV/m)	Margin (dB)	Detector
2389.38	32.16	5.72	14.53	52.41	74.00	21.59	Peak
2389.94	32.16	5.72	14.33	52.21	74.00	21.79	Peak
2418.92	32.18	5.74	63.16	101.08	---	---	Peak

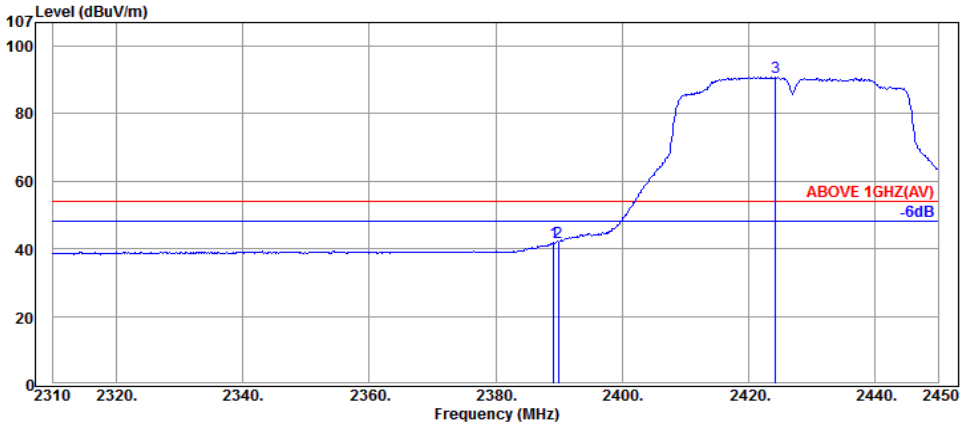

Antenna at Horizontal Polarization

Emission Frequency (MHz)	Antenna Factor (dB/m)	Cable Loss (dB)	Meter Reading (dBμV)	Emission Level (dBμV/m)	Limits (dBμV/m)	Margin (dB)	Detector
2389.24	32.16	5.72	3.98	41.86	54.00	12.14	Average
2389.94	32.16	5.72	4.12	42.00	54.00	12.00	Average
2424.24	32.20	5.76	52.88	90.84	---	---	Average

This test report may be reproduced in full only. The document may only be updated by AUDIX Technology Corp. personnel. Any changes will be noted in the Document History section of the report.

AUDIX Technology Corp.
No. 53-11, Dingfu, Linkou, Dist.,
New Taipei City244, Taiwan

Tel: +886 2 26099301
Fax: +886 2 26099303

Mode	802.11n-HT40	Frequency	TX 2427MHz

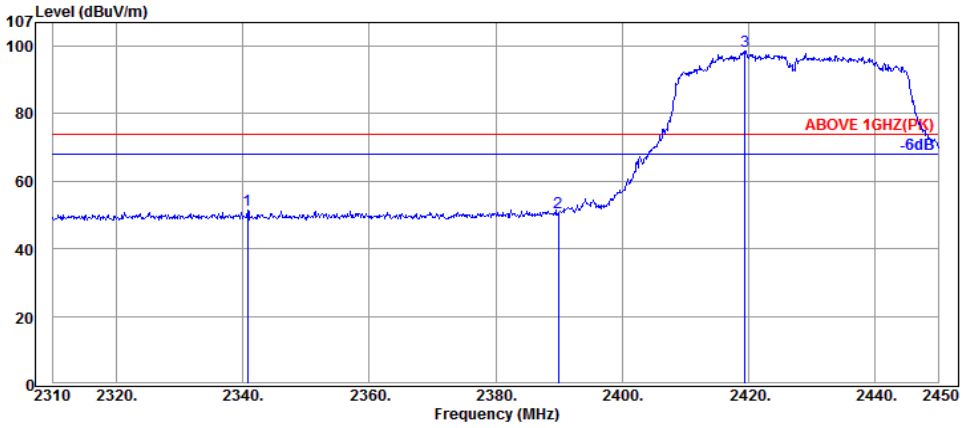

Antenna at Vertical Polarization

Emission Frequency (MHz)	Antenna Factor (dB/m)	Cable Loss (dB)	Meter Reading (dBμV)	Emission Level (dBμV/m)	Limits (dBμV/m)	Margin (dB)	Detector
2340.80	32.08	5.68	13.77	51.53	74.00	22.47	Peak
2389.94	32.16	5.72	12.72	50.60	74.00	23.40	Peak
2419.48	32.18	5.74	60.61	98.53	---	---	Peak

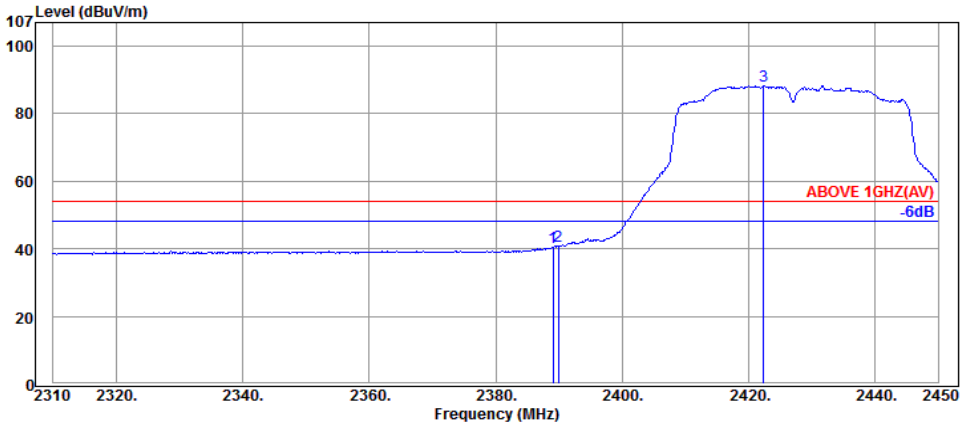

Antenna at Vertical Polarization

Emission Frequency (MHz)	Antenna Factor (dB/m)	Cable Loss (dB)	Meter Reading (dBμV)	Emission Level (dBμV/m)	Limits (dBμV/m)	Margin (dB)	Detector
2389.10	32.16	5.72	2.59	40.47	54.00	13.53	Average
2389.94	32.16	5.72	2.75	40.63	54.00	13.37	Average
2422.42	32.20	5.76	50.32	88.28	---	---	Average

This test report may be reproduced in full only. The document may only be updated by AUDIX Technology Corp. personnel. Any changes will be noted in the Document History section of the report.

AUDIX Technology Corp.
No. 53-11, Dingfu, Linkou, Dist.,
New Taipei City244, Taiwan
Tel: +886 2 26099301
Fax: +886 2 26099303

Mode	802.11n-HT40	Frequency	TX 2447MHz

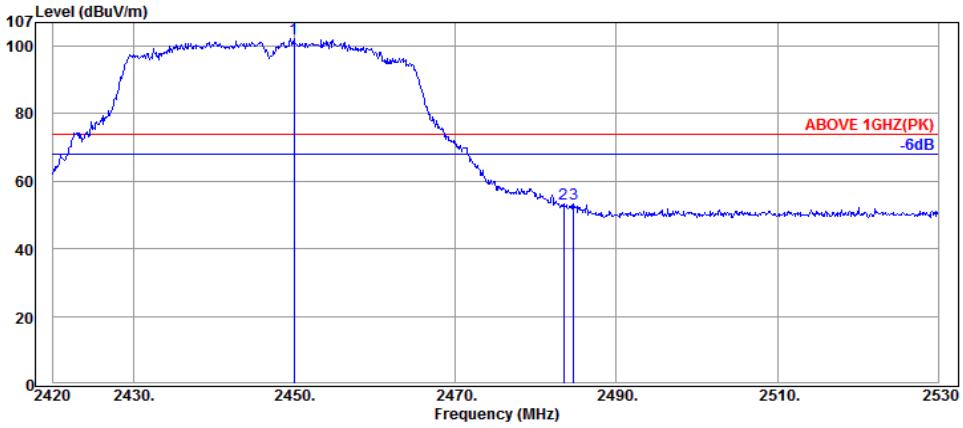

Antenna at Horizontal Polarization

Emission Frequency (MHz)	Antenna Factor (dB/m)	Cable Loss (dB)	Meter Reading (dBμV)	Emission Level (dBμV/m)	Limits (dBμV/m)	Margin (dB)	Detector
2449.92	32.23	5.78	64.32	102.33	---	---	Peak
2483.47	32.28	5.82	15.25	53.35	74.00	20.65	Peak
2484.68	32.28	5.82	15.24	53.34	74.00	20.66	Peak

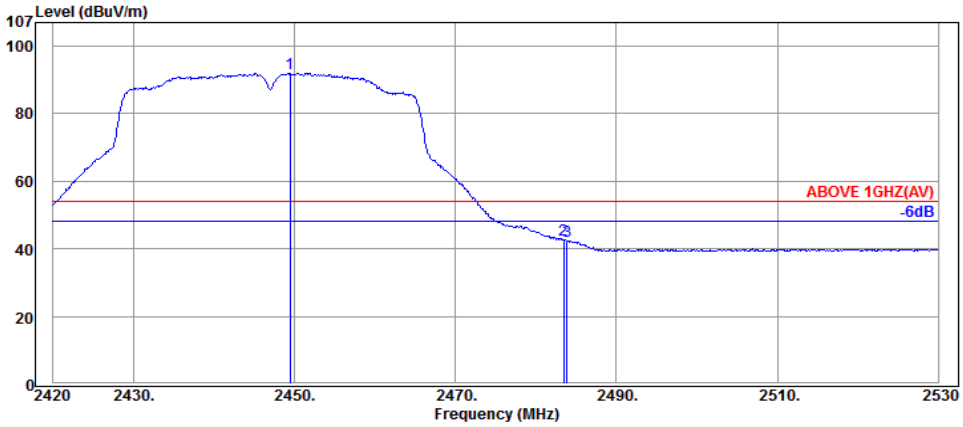

Antenna at Horizontal Polarization

Emission Frequency (MHz)	Antenna Factor (dB/m)	Cable Loss (dB)	Meter Reading (dBμV)	Emission Level (dBμV/m)	Limits (dBμV/m)	Margin (dB)	Detector
2449.48	32.23	5.78	53.85	91.86	---	---	Average
2483.47	32.28	5.82	4.59	42.69	54.00	11.31	Average
2483.91	32.28	5.82	4.20	42.30	54.00	11.70	Average

This test report may be reproduced in full only. The document may only be updated by AUDIX Technology Corp. personnel. Any changes will be noted in the Document History section of the report.

AUDIX Technology Corp.
No. 53-11, Dingfu, Linkou, Dist.,
New Taipei City244, Taiwan
Tel: +886 2 26099301
Fax: +886 2 26099303

Mode	802.11n-HT40	Frequency	TX 2447MHz

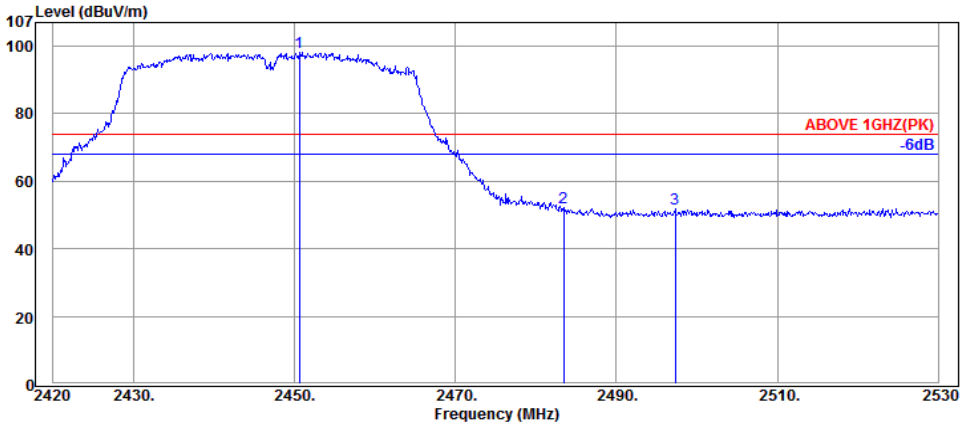

Antenna at Vertical Polarization

Emission Frequency (MHz)	Antenna Factor (dB/m)	Cable Loss (dB)	Meter Reading (dBμV)	Emission Level (dBμV/m)	Limits (dBμV/m)	Margin (dB)	Detector
2450.58	32.23	5.78	60.27	98.28	---	---	Peak
2483.47	32.28	5.82	14.04	52.14	74.00	21.86	Peak
2497.33	32.30	5.84	13.76	51.90	74.00	22.10	Peak

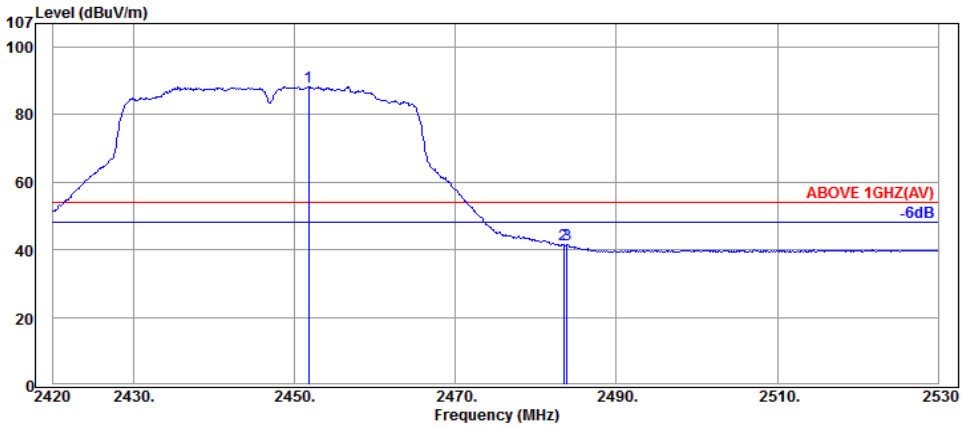

Antenna at Vertical Polarization

Emission Frequency (MHz)	Antenna Factor (dB/m)	Cable Loss (dB)	Meter Reading (dBμV)	Emission Level (dBμV/m)	Limits (dBμV/m)	Margin (dB)	Detector
2451.79	32.23	5.78	50.31	88.32	---	---	Average
2483.47	32.28	5.82	3.42	41.52	54.00	12.48	Average
2483.91	32.28	5.82	3.52	41.62	54.00	12.38	Average

This test report may be reproduced in full only. The document may only be updated by AUDIX Technology Corp. personnel. Any changes will be noted in the Document History section of the report.

AUDIX Technology Corp.
No. 53-11, Dingfu, Linkou, Dist.,
New Taipei City244, Taiwan
Tel: +886 2 26099301
Fax: +886 2 26099303

Mode	802.11n-HT40	Frequency	TX 2452MHz

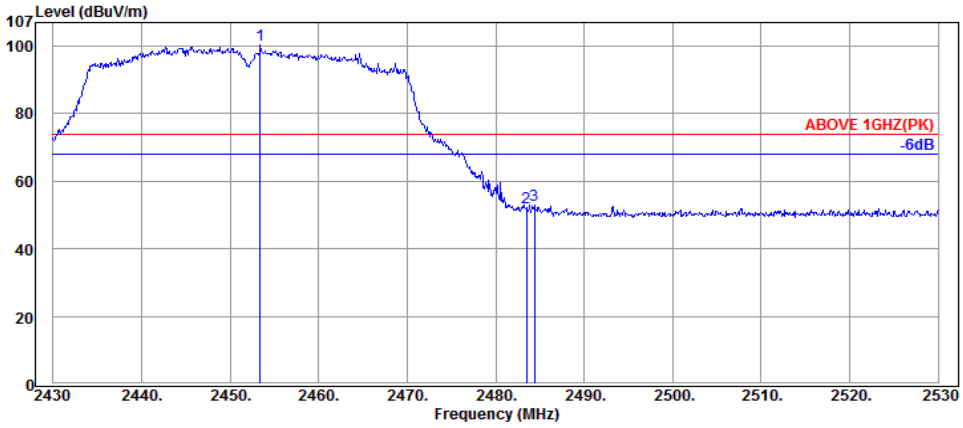

Antenna at Horizontal Polarization

Emission Frequency (MHz)	Antenna Factor (dB/m)	Cable Loss (dB)	Meter Reading (dBμV)	Emission Level (dBμV/m)	Limits (dBμV/m)	Margin (dB)	Detector
2453.40	32.23	5.78	62.24	100.25	---	---	Peak
2483.50	32.28	5.82	14.11	52.21	74.00	21.79	Peak
2484.40	32.28	5.82	14.95	53.05	74.00	20.95	Peak

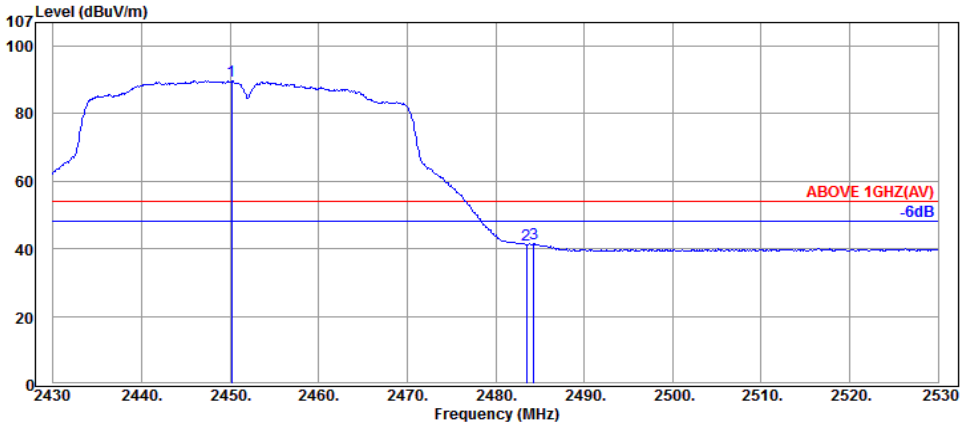

Antenna at Horizontal Polarization

Emission Frequency (MHz)	Antenna Factor (dB/m)	Cable Loss (dB)	Meter Reading (dBμV)	Emission Level (dBμV/m)	Limits (dBμV/m)	Margin (dB)	Detector
2450.20	32.23	5.78	51.73	89.74	---	---	Average
2483.50	32.28	5.82	3.20	41.30	54.00	12.70	Average
2484.30	32.28	5.82	3.46	41.56	54.00	12.44	Average

This test report may be reproduced in full only. The document may only be updated by AUDIX Technology Corp. personnel. Any changes will be noted in the Document History section of the report.

AUDIX Technology Corp.
No. 53-11, Dingfu, Linkou, Dist.,
New Taipei City244, Taiwan

Tel: +886 2 26099301
Fax: +886 2 26099303

Mode	802.11n-HT40	Frequency	TX 2452MHz

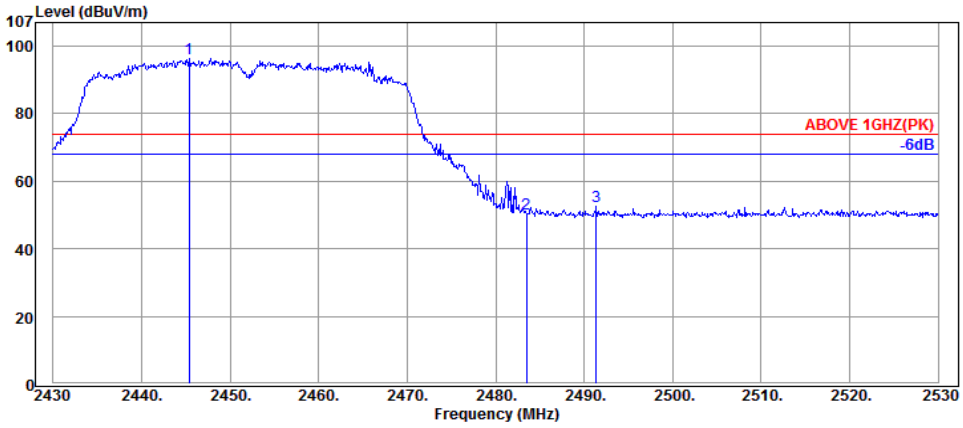

Antenna at Vertical Polarization

Emission Frequency (MHz)	Antenna Factor (dB/m)	Cable Loss (dB)	Meter Reading (dBμV)	Emission Level (dBμV/m)	Limits (dBμV/m)	Margin (dB)	Detector
2445.40	32.23	5.78	58.40	96.41	---	---	Peak
2483.50	32.28	5.82	12.43	50.53	74.00	23.47	Peak
2491.40	32.30	5.84	14.57	52.71	74.00	21.29	Peak

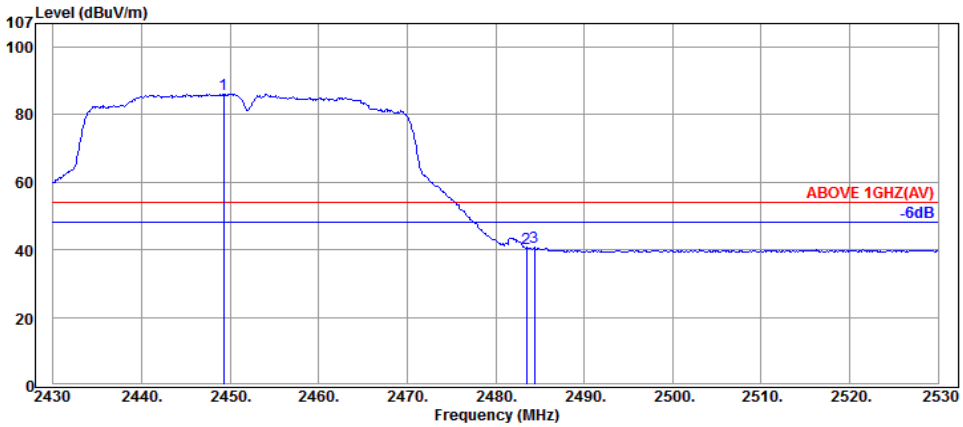

Antenna at Vertical Polarization

Emission Frequency (MHz)	Antenna Factor (dB/m)	Cable Loss (dB)	Meter Reading (dBμV)	Emission Level (dBμV/m)	Limits (dBμV/m)	Margin (dB)	Detector
2449.30	32.23	5.78	48.21	86.22	---	---	Average
2483.50	32.28	5.82	2.48	40.58	54.00	13.42	Average
2484.40	32.28	5.82	2.55	40.65	54.00	13.35	Average

This test report may be reproduced in full only. The document may only be updated by AUDIX Technology Corp. personnel. Any changes will be noted in the Document History section of the report.

AUDIX Technology Corp.
No. 53-11, Dingfu, Linkou, Dist.,
New Taipei City244, Taiwan

Tel: +886 2 26099301
Fax: +886 2 26099303

Mode	802.11n-HT40	Frequency	TX 2457MHz

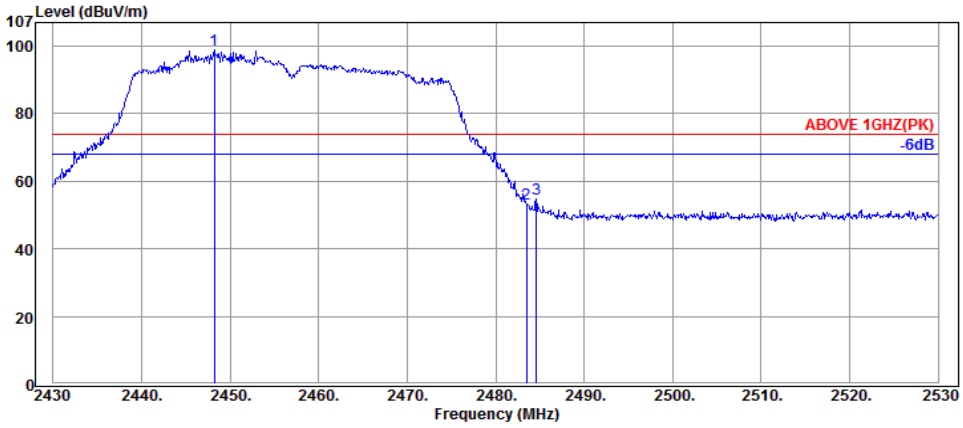

Antenna at Horizontal Polarization

Emission Frequency (MHz)	Antenna Factor (dB/m)	Cable Loss (dB)	Meter Reading (dBμV)	Emission Level (dBμV/m)	Limits (dBμV/m)	Margin (dB)	Detector
2448.20	32.23	6.14	60.70	99.07	---	---	Peak
2483.50	32.28	6.19	14.74	53.21	74.00	20.79	Peak
2484.60	32.28	6.19	16.37	54.84	74.00	19.16	Peak

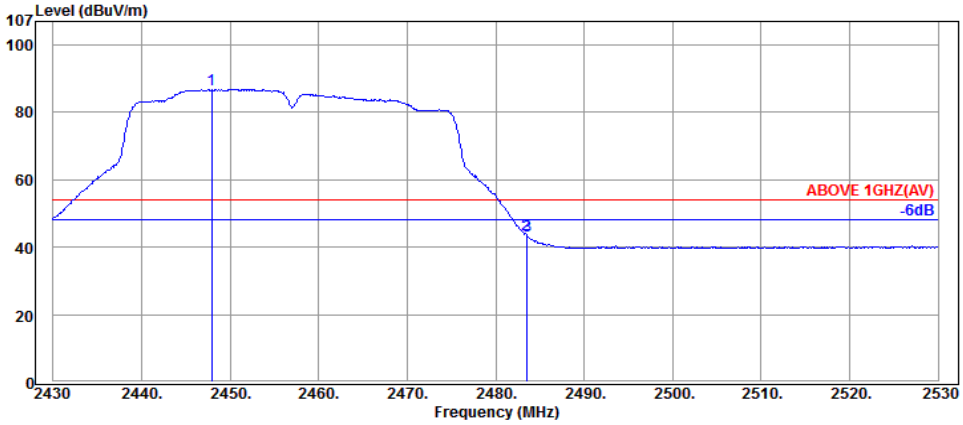

Antenna at Horizontal Polarization

Emission Frequency (MHz)	Antenna Factor (dB/m)	Cable Loss (dB)	Meter Reading (dBμV)	Emission Level (dBμV/m)	Limits (dBμV/m)	Margin (dB)	Detector
2447.90	32.23	6.14	48.57	86.94	---	---	Average
2483.50	32.28	6.19	5.15	43.62	54.00	10.38	Average
2483.60	32.28	6.19	4.74	43.21	54.00	10.79	Average

This test report may be reproduced in full only. The document may only be updated by AUDIX Technology Corp. personnel. Any changes will be noted in the Document History section of the report.

AUDIX Technology Corp.
No. 53-11, Dingfu, Linkou, Dist.,
New Taipei City244, Taiwan

Tel: +886 2 26099301
Fax: +886 2 26099303

Mode	802.11n-HT40	Frequency	TX 2457MHz

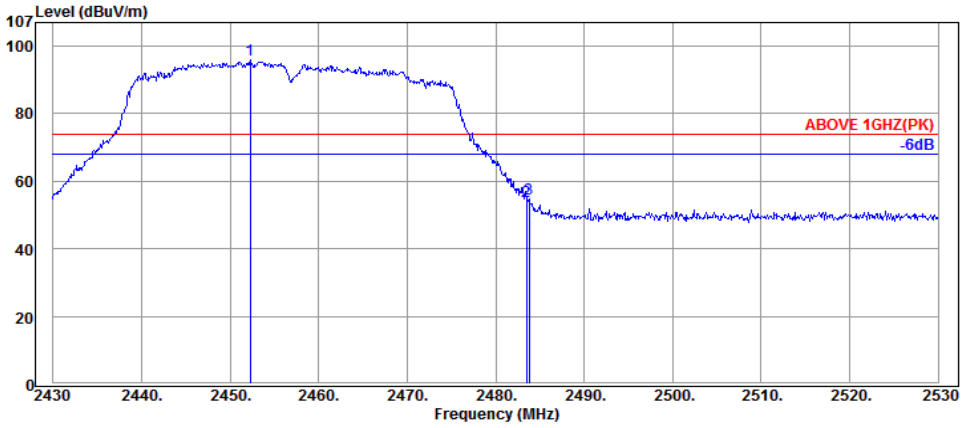

Antenna at Vertical Polarization

Emission Frequency (MHz)	Antenna Factor (dB/m)	Cable Loss (dB)	Meter Reading (dBμV)	Emission Level (dBμV/m)	Limits (dBμV/m)	Margin (dB)	Detector
2452.30	32.23	6.15	57.69	96.07	---	---	Peak
2483.50	32.28	6.19	15.44	53.91	74.00	20.09	Peak
2483.80	32.28	6.19	16.29	54.76	74.00	19.24	Peak

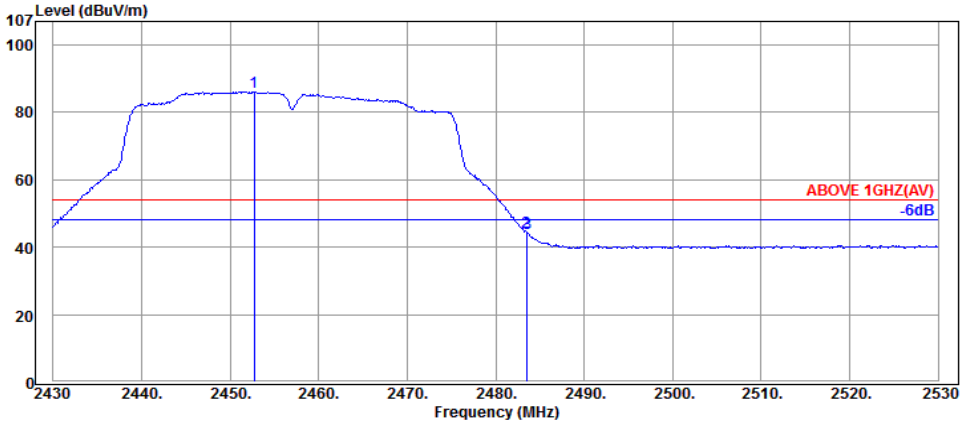

Antenna at Vertical Polarization

Emission Frequency (MHz)	Antenna Factor (dB/m)	Cable Loss (dB)	Meter Reading (dBμV)	Emission Level (dBμV/m)	Limits (dBμV/m)	Margin (dB)	Detector
2452.70	32.23	6.15	47.76	86.14	---	---	Average
2483.50	32.28	6.19	6.09	44.56	54.00	9.44	Average
2483.60	32.28	6.19	5.62	44.09	54.00	9.91	Average

This test report may be reproduced in full only. The document may only be updated by AUDIX Technology Corp. personnel. Any changes will be noted in the Document History section of the report.

AUDIX Technology Corp.
No. 53-11, Dingfu, Linkou, Dist.,
New Taipei City244, Taiwan

Tel: +886 2 26099301
Fax: +886 2 26099303

Mode	802.11n-HT40	Frequency	TX 2462MHz

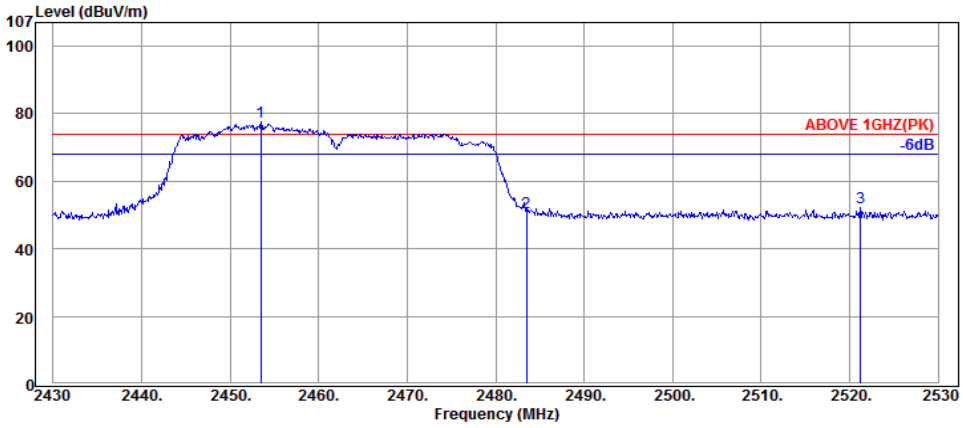

Antenna at Horizontal Polarization

Emission Frequency (MHz)	Antenna Factor (dB/m)	Cable Loss (dB)	Meter Reading (dBμV)	Emission Level (dBμV/m)	Limits (dBμV/m)	Margin (dB)	Detector
2453.50	32.25	6.15	39.26	77.66	---	---	Peak
2483.50	32.28	6.19	12.30	50.77	74.00	23.23	Peak
2521.20	32.32	6.23	13.50	52.05	74.00	21.95	Peak

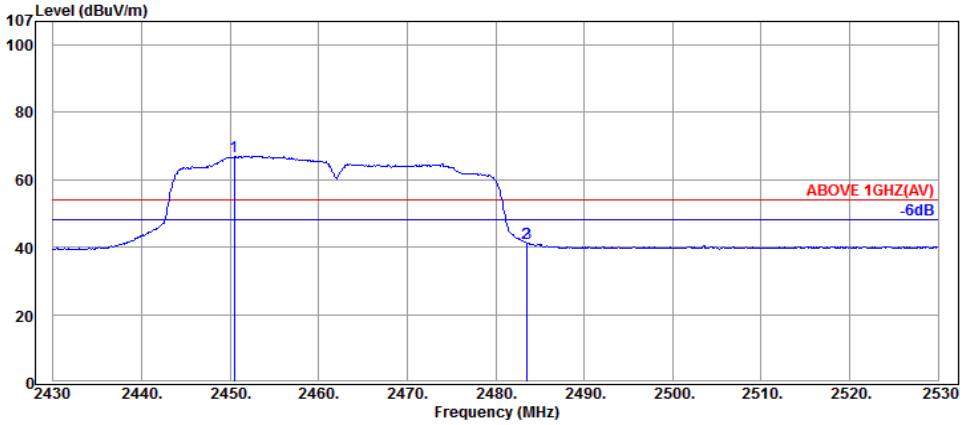

Antenna at Horizontal Polarization

Emission Frequency (MHz)	Antenna Factor (dB/m)	Cable Loss (dB)	Meter Reading (dBμV)	Emission Level (dBμV/m)	Limits (dBμV/m)	Margin (dB)	Detector
2450.50	32.23	6.14	28.64	67.01	---	---	Average
2483.50	32.28	6.19	2.85	41.32	54.00	12.68	Average
2483.60	32.28	6.19	2.82	41.29	54.00	12.71	Average

This test report may be reproduced in full only. The document may only be updated by AUDIX Technology Corp. personnel. Any changes will be noted in the Document History section of the report.

AUDIX Technology Corp.
No. 53-11, Dingfu, Linkou, Dist.,
New Taipei City244, Taiwan

Tel: +886 2 26099301
Fax: +886 2 26099303

Mode	802.11n-HT40	Frequency	TX 2462MHz

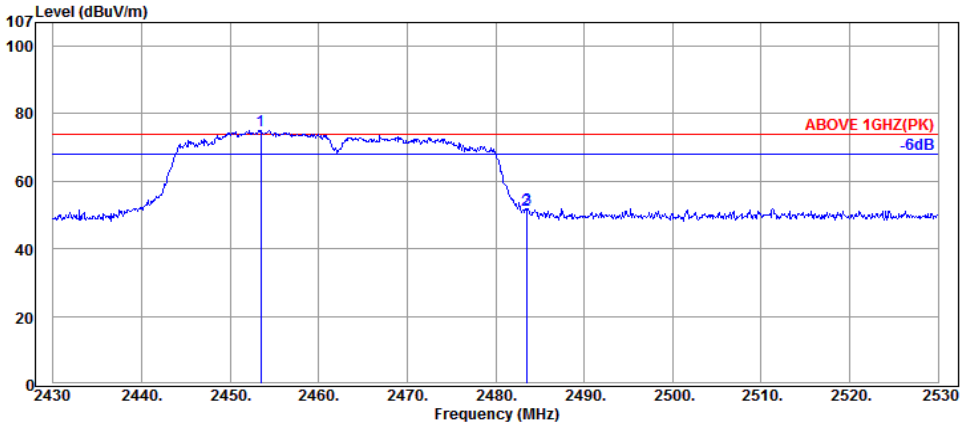

Antenna at Vertical Polarization

Emission Frequency (MHz)	Antenna Factor (dB/m)	Cable Loss (dB)	Meter Reading (dBμV)	Emission Level (dBμV/m)	Limits (dBμV/m)	Margin (dB)	Detector
2453.50	32.25	6.15	36.67	75.07	---	---	Peak
2483.50	32.28	6.19	13.14	51.61	74.00	22.39	Peak
2483.60	32.28	6.19	13.53	52.00	74.00	22.00	Peak

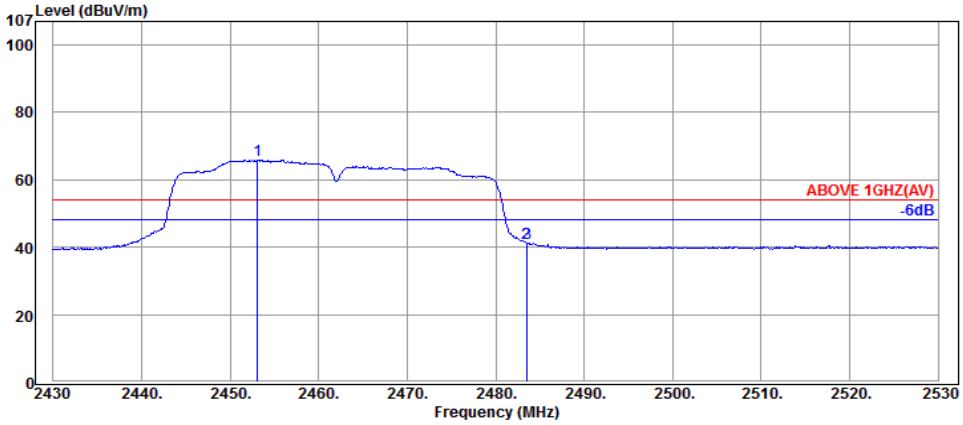

Antenna at Vertical Polarization

Emission Frequency (MHz)	Antenna Factor (dB/m)	Cable Loss (dB)	Meter Reading (dBμV)	Emission Level (dBμV/m)	Limits (dBμV/m)	Margin (dB)	Detector
2453.10	32.23	6.15	27.36	65.74	---	---	Average
2483.50	32.28	6.19	2.75	41.22	54.00	12.78	Average
2483.60	32.28	6.19	2.73	41.20	54.00	12.80	Average

This test report may be reproduced in full only. The document may only be updated by AUDIX Technology Corp. personnel. Any changes will be noted in the Document History section of the report.

AUDIX Technology Corp.
No. 53-11, Dingfu, Linkou, Dist.,
New Taipei City244, Taiwan
Tel: +886 2 26099301
Fax: +886 2 26099303

Mode	BLE	Frequency	TX 2402MHz

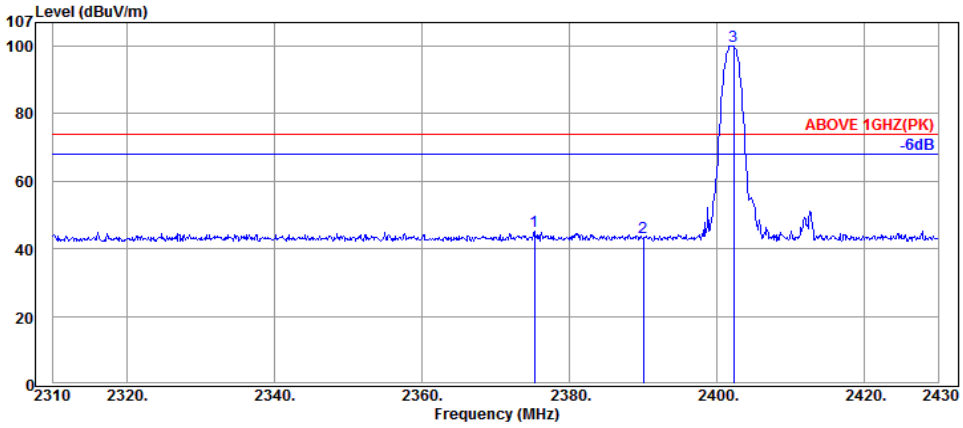

Antenna at Horizontal Polarization

Emission Frequency (MHz)	Antenna Factor (dB/m)	Cable Loss (dB)	Meter Reading (dBμV)	Emission Level (dBμV/m)	Limits (dBμV/m)	Margin (dB)	Detector
2375.28	32.13	5.71	7.49	45.33	74.00	28.67	Peak
2390.04	32.16	5.72	5.53	43.41	74.00	30.59	Peak
2402.28	32.16	5.72	62.07	99.95	---	---	Peak

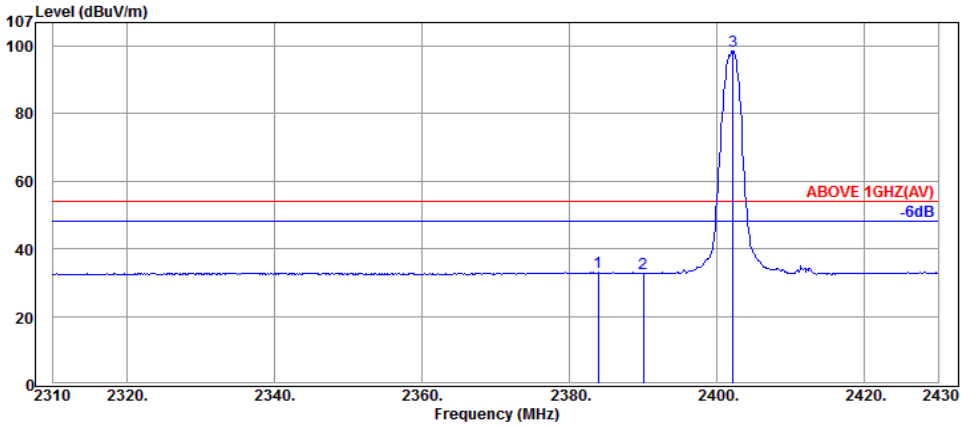

Antenna at Horizontal Polarization

Emission Frequency (MHz)	Antenna Factor (dB/m)	Cable Loss (dB)	Meter Reading (dBμV)	Emission Level (dBμV/m)	Limits (dBμV/m)	Margin (dB)	Detector
2383.92	32.13	5.71	-4.82	33.02	54.00	20.98	Average
2390.04	32.16	5.72	-5.22	32.66	54.00	21.34	Average
2402.16	32.16	5.72	60.80	98.68	---	---	Average

This test report may be reproduced in full only. The document may only be updated by AUDIX Technology Corp. personnel. Any changes will be noted in the Document History section of the report.

AUDIX Technology Corp.
No. 53-11, Dingfu, Linkou, Dist.,
New Taipei City244, Taiwan

Tel: +886 2 26099301
Fax: +886 2 26099303

Mode	BLE	Frequency	TX 2402MHz

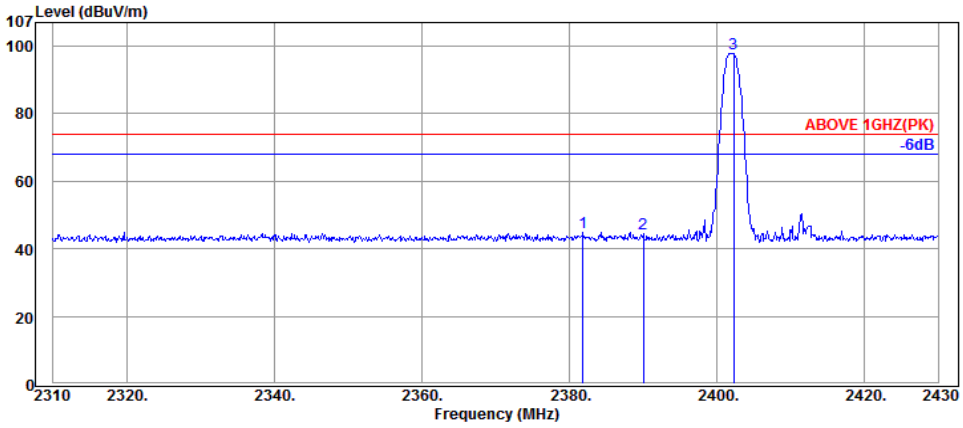

Antenna at Vertical Polarization

Emission Frequency (MHz)	Antenna Factor (dB/m)	Cable Loss (dB)	Meter Reading (dBμV)	Emission Level (dBμV/m)	Limits (dBμV/m)	Margin (dB)	Detector
2381.88	32.13	5.71	7.06	44.90	74.00	29.10	Peak
2390.04	32.16	5.72	6.48	44.36	74.00	29.64	Peak
2402.28	32.16	5.72	60.06	97.94	---	---	Peak

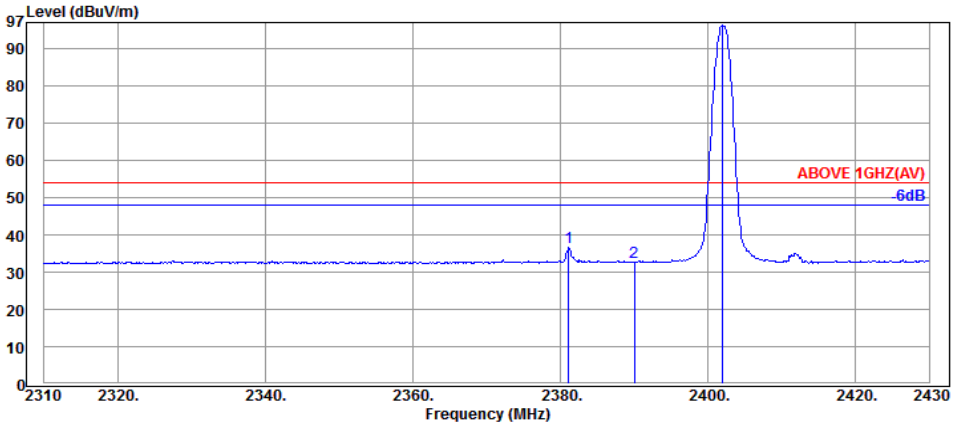

Antenna at Vertical Polarization

Emission Frequency (MHz)	Antenna Factor (dB/m)	Cable Loss (dB)	Meter Reading (dBμV)	Emission Level (dBμV/m)	Limits (dBμV/m)	Margin (dB)	Detector
2381.16	32.13	5.71	-1.27	36.57	54.00	17.43	Average
2390.04	32.16	5.72	-5.22	32.66	54.00	21.34	Average
2402.04	32.16	5.72	58.33	96.21	---	---	Average

This test report may be reproduced in full only. The document may only be updated by AUDIX Technology Corp. personnel. Any changes will be noted in the Document History section of the report.

AUDIX Technology Corp.
No. 53-11, Dingfu, Linkou, Dist.,
New Taipei City244, Taiwan

Tel: +886 2 26099301
Fax: +886 2 26099303

Mode	BLE	Frequency	TX 2480MHz

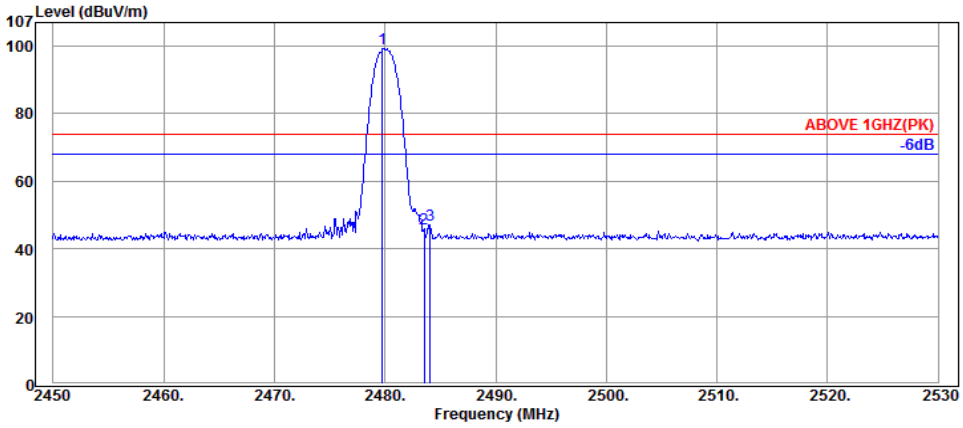

Antenna at Horizontal Polarization

Emission Frequency (MHz)	Antenna Factor (dB/m)	Cable Loss (dB)	Meter Reading (dBμV)	Emission Level (dBμV/m)	Limits (dBμV/m)	Margin (dB)	Detector
2479.76	32.28	5.82	61.21	99.31	---	---	Peak
2483.52	32.28	5.82	7.82	45.92	74.00	28.08	Peak
2484.08	32.28	5.82	8.97	47.07	74.00	26.93	Peak

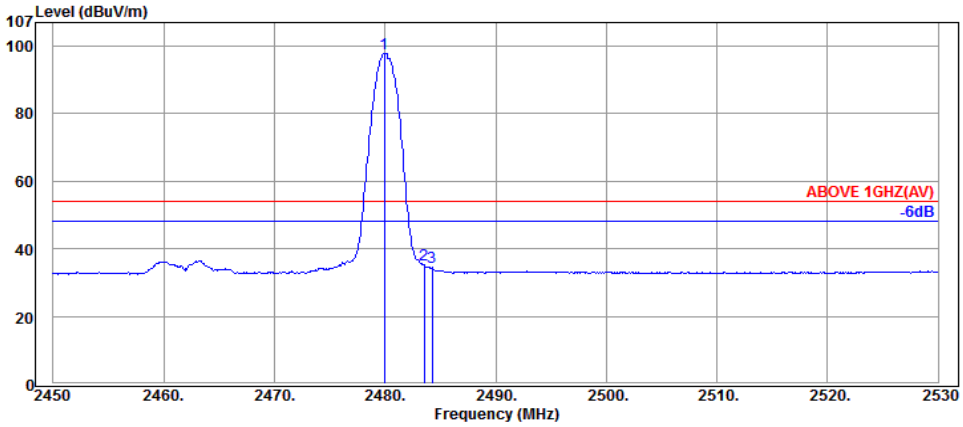

Antenna at Horizontal Polarization

Emission Frequency (MHz)	Antenna Factor (dB/m)	Cable Loss (dB)	Meter Reading (dBμV)	Emission Level (dBμV/m)	Limits (dBμV/m)	Margin (dB)	Detector
2479.92	32.28	5.82	59.77	97.87	---	---	Average
2483.52	32.28	5.82	-2.98	35.12	54.00	18.88	Average
2484.24	32.28	5.82	-3.54	34.56	54.00	19.44	Average

This test report may be reproduced in full only. The document may only be updated by AUDIX Technology Corp. personnel. Any changes will be noted in the Document History section of the report.

AUDIX Technology Corp.
No. 53-11, Dingfu, Linkou, Dist.,
New Taipei City244, Taiwan
Tel: +886 2 26099301
Fax: +886 2 26099303

Mode	BLE	Frequency	TX 2480MHz

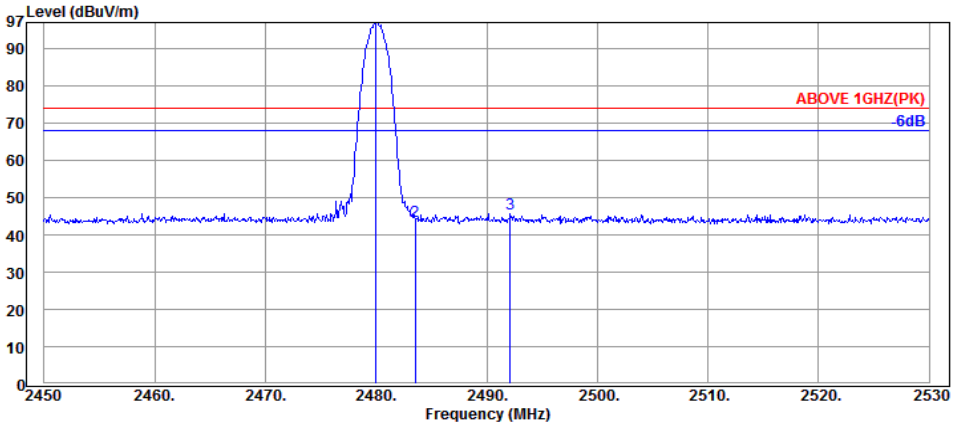

Antenna at Vertical Polarization

Emission Frequency (MHz)	Antenna Factor (dB/m)	Cable Loss (dB)	Meter Reading (dBμV)	Emission Level (dBμV/m)	Limits (dBμV/m)	Margin (dB)	Detector
2480.00	32.28	5.82	58.79	96.89	---	---	Peak
2483.52	32.28	5.82	5.43	43.53	74.00	30.47	Peak
2492.16	32.30	5.84	7.43	45.57	74.00	28.43	Peak

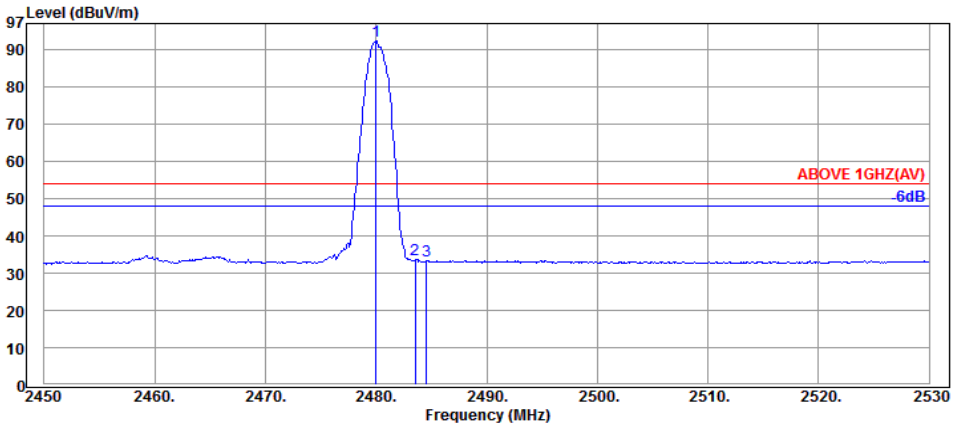

Antenna at Vertical Polarization

Emission Frequency (MHz)	Antenna Factor (dB/m)	Cable Loss (dB)	Meter Reading (dBμV)	Emission Level (dBμV/m)	Limits (dBμV/m)	Margin (dB)	Detector
2480.00	32.28	5.82	54.33	92.43	---	---	Average
2483.52	32.28	5.82	-4.57	33.53	54.00	20.47	Average
2484.56	32.28	5.82	-4.66	33.44	54.00	20.56	Average

This test report may be reproduced in full only. The document may only be updated by AUDIX Technology Corp. personnel. Any changes will be noted in the Document History section of the report.

AUDIX Technology Corp.
No. 53-11, Dingfu, Linkou, Dist.,
New Taipei City244, Taiwan
Tel: +886 2 26099301
Fax: +886 2 26099303

6.5.3. Emissions outside the frequency band:

The emissions (up to 25GHz) not reported for there is no emission be found.

Mode	802.11b	Frequency	TX 2437MHz

Antenna at Horizontal Polarization

Emission Frequency (MHz)	Antenna Factor (dB/m)	Cable Loss (dB)	Meter Reading (dBμV)	Emission Level (dBμV/m)	Limits (dBμV/m)	Margin (dB)	Detector
1064.00	28.09	3.42	12.98	44.49	54.00	9.51	Peak
2132.00	31.79	5.46	12.45	49.70	54.00	4.30	Peak
4875.00	34.25	8.35	-3.72	38.88	54.00	15.12	Average
4875.00	34.25	8.35	6.87	49.47	74.00	24.53	Peak

Antenna at Vertical Polarization

Emission Frequency (MHz)	Antenna Factor (dB/m)	Cable Loss (dB)	Meter Reading (dBμV)	Emission Level (dBμV/m)	Limits (dBμV/m)	Margin (dB)	Detector
1066.00	28.09	3.42	16.22	47.73	54.00	6.27	Peak
2130.00	31.77	5.43	15.38	52.58	54.00	1.42	Peak
4875.00	34.25	8.35	5.45	48.05	54.00	5.95	Average
4875.00	34.25	8.35	18.56	61.16	74.00	12.84	Peak

This test report may be reproduced in full only. The document may only be updated by AUDIX Technology Corp. personnel. Any changes will be noted in the Document History section of the report.

AUDIX Technology Corp.
No. 53-11, Dingfu, Linkou, Dist.,
New Taipei City244, Taiwan
Tel: +886 2 26099301
Fax: +886 2 26099303

Mode	802.11g	Frequency	TX 2437MHz

Antenna at Horizontal Polarization

Emission Frequency (MHz)	Antenna Factor (dB/m)	Cable Loss (dB)	Meter Reading (dBμV)	Emission Level (dBμV/m)	Limits (dBμV/m)	Margin (dB)	Detector
1064.00	28.09	3.42	12.87	44.38	54.00	9.62	Peak
2130.00	31.77	5.43	11.63	48.83	54.00	5.17	Peak
4875.00	34.25	8.35	-11.96	30.64	54.00	23.36	Average
4875.00	34.25	8.35	2.86	45.46	74.00	28.54	Peak

Antenna at Vertical Polarization

Emission Frequency (MHz)	Antenna Factor (dB/m)	Cable Loss (dB)	Meter Reading (dBμV)	Emission Level (dBμV/m)	Limits (dBμV/m)	Margin (dB)	Detector
1062.00	28.09	3.42	18.13	49.64	54.00	4.36	Peak
2130.00	31.77	5.43	15.11	52.31	54.00	1.69	Peak
4865.00	34.24	8.23	-2.16	40.31	54.00	13.69	Average
4865.00	34.24	8.23	14.00	56.47	74.00	17.53	Peak

This test report may be reproduced in full only. The document may only be updated by AUDIX Technology Corp. personnel. Any changes will be noted in the Document History section of the report.

AUDIX Technology Corp.
No. 53-11, Dingfu, Linkou, Dist.,
New Taipei City244, Taiwan
Tel: +886 2 26099301
Fax: +886 2 26099303

Mode	802.11n-HT20	Frequency	TX 2437MHz

Antenna at Horizontal Polarization

Emission Frequency (MHz)	Antenna Factor (dB/m)	Cable Loss (dB)	Meter Reading (dBμV)	Emission Level (dBμV/m)	Limits (dBμV/m)	Margin (dB)	Detector
1064.00	28.09	3.42	13.21	44.72	54.00	9.28	Peak
2128.00	31.77	5.43	12.76	49.96	54.00	4.04	Peak

Antenna at Vertical Polarization

Emission Frequency (MHz)	Antenna Factor (dB/m)	Cable Loss (dB)	Meter Reading (dBμV)	Emission Level (dBμV/m)	Limits (dBμV/m)	Margin (dB)	Detector
1064.00	28.09	3.42	18.00	49.51	54.00	4.49	Peak
2132.00	31.79	5.46	13.47	50.72	54.00	3.28	Peak
3195.00	32.86	6.43	5.24	44.53	54.00	9.47	Peak
4265.00	33.73	8.00	4.61	46.34	54.00	7.66	Peak
4870.00	34.25	8.35	7.39	49.99	54.00	4.01	Peak

This test report may be reproduced in full only. The document may only be updated by AUDIX Technology Corp. personnel. Any changes will be noted in the Document History section of the report.

AUDIX Technology Corp.
No. 53-11, Dingfu, Linkou, Dist.,
New Taipei City244, Taiwan
Tel: +886 2 26099301
Fax: +886 2 26099303

Mode	802.11n-HT40	Frequency	TX 2437MHz

Antenna at Horizontal Polarization

Emission Frequency (MHz)	Antenna Factor (dB/m)	Cable Loss (dB)	Meter Reading (dBμV)	Emission Level (dBμV/m)	Limits (dBμV/m)	Margin (dB)	Detector
1064.00	28.09	3.42	12.69	44.20	54.00	9.80	Peak
2130.00	31.77	5.43	10.85	48.05	54.00	5.95	Peak

Antenna at Vertical Polarization

Emission Frequency (MHz)	Antenna Factor (dB/m)	Cable Loss (dB)	Meter Reading (dBμV)	Emission Level (dBμV/m)	Limits (dBμV/m)	Margin (dB)	Detector
1064.00	28.09	3.42	17.09	48.60	54.00	5.40	Peak
2130.00	31.77	5.43	13.74	50.94	54.00	3.06	Peak
3195.00	32.86	6.43	6.17	45.46	54.00	8.54	Peak

This test report may be reproduced in full only. The document may only be updated by AUDIX Technology Corp. personnel. Any changes will be noted in the Document History section of the report.

AUDIX Technology Corp.
No. 53-11, Dingfu, Linkou, Dist.,
New Taipei City244, Taiwan
Tel: +886 2 26099301
Fax: +886 2 26099303

Mode	BLE	Frequency	TX 2402MHz

Antenna at Horizontal Polarization

Emission Frequency (MHz)	Antenna Factor (dB/m)	Cable Loss (dB)	Meter Reading (dBμV)	Emission Level (dBμV/m)	Limits (dBμV/m)	Margin (dB)	Detector
1064.00	28.09	3.42	12.99	44.50	54.00	9.50	Peak
2126.00	31.77	5.43	10.54	47.74	54.00	6.26	Peak

Antenna at Vertical Polarization

Emission Frequency (MHz)	Antenna Factor (dB/m)	Cable Loss (dB)	Meter Reading (dBμV)	Emission Level (dBμV/m)	Limits (dBμV/m)	Margin (dB)	Detector
1064.00	28.09	3.42	15.98	47.49	54.00	6.51	Peak
2134.00	31.79	5.46	13.74	50.99	54.00	3.01	Peak
3190.00	32.86	6.43	5.67	44.96	54.00	9.04	Peak
4265.00	33.73	8.00	4.87	46.60	54.00	7.40	Peak

This test report may be reproduced in full only. The document may only be updated by AUDIX Technology Corp. personnel. Any changes will be noted in the Document History section of the report.

AUDIX Technology Corp.
No. 53-11, Dingfu, Linkou, Dist.,
New Taipei City244, Taiwan
Tel: +886 2 26099301
Fax: +886 2 26099303

Mode	BLE	Frequency	TX 2440MHz

Antenna at Horizontal Polarization

Emission Frequency (MHz)	Antenna Factor (dB/m)	Cable Loss (dB)	Meter Reading (dBμV)	Emission Level (dBμV/m)	Limits (dBμV/m)	Margin (dB)	Detector
1062.00	28.09	3.42	12.27	43.78	54.00	10.22	Peak
2128.00	31.77	5.43	12.73	49.93	54.00	4.07	Peak

Antenna at Vertical Polarization

Emission Frequency (MHz)	Antenna Factor (dB/m)	Cable Loss (dB)	Meter Reading (dBμV)	Emission Level (dBμV/m)	Limits (dBμV/m)	Margin (dB)	Detector
1062.00	28.09	3.42	17.82	49.33	54.00	4.67	Peak
2132.00	31.79	5.46	14.63	51.88	54.00	2.12	Peak

This test report may be reproduced in full only. The document may only be updated by AUDIX Technology Corp. personnel. Any changes will be noted in the Document History section of the report.

AUDIX Technology Corp.
No. 53-11, Dingfu, Linkou, Dist.,
New Taipei City244, Taiwan
Tel: +886 2 26099301
Fax: +886 2 26099303

Mode	BLE	Frequency	TX 2480MHz

Antenna at Horizontal Polarization

Emission Frequency (MHz)	Antenna Factor (dB/m)	Cable Loss (dB)	Meter Reading (dBμV)	Emission Level (dBμV/m)	Limits (dBμV/m)	Margin (dB)	Detector
1062.00	28.09	3.82	12.86	44.77	54.00	9.23	Peak
2124.00	31.77	5.60	12.36	49.73	54.00	4.27	Peak

Antenna at Vertical Polarization

Emission Frequency (MHz)	Antenna Factor (dB/m)	Cable Loss (dB)	Meter Reading (dBμV)	Emission Level (dBμV/m)	Limits (dBμV/m)	Margin (dB)	Detector
1064.00	28.09	3.83	17.28	49.20	54.00	4.80	Peak
2126.00	31.77	5.60	12.90	50.27	54.00	3.73	Peak
3200.00	32.86	7.27	5.36	45.49	54.00	8.51	Peak
4255.00	33.70	8.72	4.41	46.83	54.00	7.17	Peak

6.5.4. Emissions in Non-restricted Frequency Bands

Pursuant to KDB 558074 D01 v03r03 that emission levels below the 15.209/RSS-Gen Section 8.9 table 4 general radiated emissions limits is not required.

This test report may be reproduced in full only. The document may only be updated by AUDIX Technology Corp. personnel. Any changes will be noted in the Document History section of the report.

AUDIX Technology Corp.
No. 53-11, Dingfu, Linkou, Dist.,
New Taipei City244, Taiwan
Tel: +886 2 26099301
Fax: +886 2 26099303

7. 6dB BANDWIDTH MEASUREMENT

7.1. Block Diagram of Test Setup

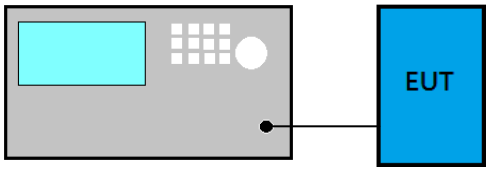

7.2. Specification Limits

The minimum 6dB bandwidth shall be at least 500kHz.

7.3. Test Procedure

Following measurement procedure is reference to KDB 558074 D01 DTS Meas Guidance v03r05:

■ Option 2

(1) Set RBW = 100 kHz.
(2) Set the video bandwidth (VBW) ≥ 3 × RBW.
(3) Detector = Peak.
(4) Trace mode = max hold.
(5) Sweep = auto couple.
(6) Allow the trace to stabilize.
(7) Setting channel bandwidth function x dB to -6 dB to record the final bandwidth.

7.4. Test Results

Please refer to Appendix A

This test report may be reproduced in full only. The document may only be updated by AUDIX Technology Corp. personnel. Any changes will be noted in the Document History section of the report.

AUDIX Technology Corp.
No. 53-11, Dingfu, Linkou, Dist.,
New Taipei City244, Taiwan
Tel: +886 2 26099301
Fax: +886 2 26099303

8. MAXIMUM PEAK OUTPUT POWER MEASUREMENT

8.1. Block Diagram of Test Setup

8.2. Specification Limits

The Limits of maximum Peak Output Power for digital modulation in 2400-2483.5MHz is : 1Watt. (30dBm), and E.I.R.P.: 4Watt (36dBm)

8.3. Test Procedure

Following measurement procedure is reference to KDB 558074 D01 DTS Meas Guidance v03r05:

■PKPM1 Peak power meter method:

EUT is connected to power sensor and record the maximum output power.

□Method AVGPM (Measurement using an RF average power meter):

EUT is connected to power sensor and record the maximum average output power and duty cycle factor is added when duty cycle presented in section 3.5 is < 98%.

□Method AVGSA-2 (Spectrum channel power)

(1) Set span to at least 1.5 times the OBW
(2) Set RBW = 1 -5% of OBW
(3) Set the video bandwidth (VBW) ≥ 3 × RBW.
(4) Detector = RMS.
(5) Trace mode = trace average at least 100 traces
(6) Sweep = auto couple.
(7) Compute power by integrating the spectrum across the OBW of the signal using the instrument's band power measurement function with band limits set equal to the OBW band edges.
(8) Duty cycle factor is added when duty cycle presented in section 3.5 is < 98%.

8.4. Test Results

Please refer to Appendix A

This test report may be reproduced in full only. The document may only be updated by AUDIX Technology Corp. personnel. Any changes will be noted in the Document History section of the report.

AUDIX Technology Corp.
No. 53-11, Dingfu, Linkou, Dist.,
New Taipei City244, Taiwan
Tel: +886 2 26099301
Fax: +886 2 26099303

9. EMISSION LIMITATIONS MEASUREMENT

9.1. Block Diagram of Test Setup

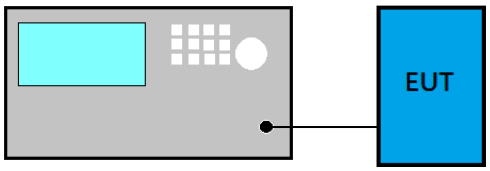

9.2. Specification Limits

In any 100kHz bandwidth outside the frequency band in which the spread spectrum or digitally modulated intentional radiator is operating, the radio frequency power that is produced by the intentional radiator shall be at least 20dB below that in the 100kHz bandwidth within the band that contains the highest level of the desired power, based on either an RF conducted or a radiated measurement. Attenuation below the general limits specified in Section 15.209(a)/RSS-Gen Section 8.9 table 4 is not required. In addition, radiated emissions which fall in restricted bands, as defined in Section 15.205(a)/RSS-Gen Section 8.10 table 6, must also comply with the radiated emission limits specified in Section 15.209(a)/RSS-Gen Section 8.9 table 4 (See Section 15.205(c)).

9.3. Test Procedure

Following measurement procedure is reference to KDB 558074 D01 DTS Meas Guidance v03r05:

■Reference Level

(1) Set analyzer center frequency to DTS channel center frequency.
(2) Set the span to 1.5 times the DTS bandwidth.
(3) Set the RBW to: 100 kHz.
(4) Set the VBW ≥ 3 × RBW.
(5) Detector = peak.
(6) Sweep time = auto couple.
(7) Trace mode = max hold.
(8) Allow trace to fully stabilize to find the max PSD as reference level.

This test report may be reproduced in full only. The document may only be updated by AUDIX Technology Corp. personnel. Any changes will be noted in the Document History section of the report.

AUDIX Technology Corp.
No. 53-11, Dingfu, Linkou, Dist.,
New Taipei City244, Taiwan
Tel: +886 2 26099301
Fax: +886 2 26099303

■Emission Level Measurement

(1) Set analyzer center frequency to DTS channel center frequency.
(2) Set the span to 1.5 times the DTS bandwidth.
(3) Set the RBW to: 100 kHz.
(4) Set the VBW ≥ 3 × RBW.
(5) Detector = peak.
(6) Sweep time = auto couple.
(7) Trace mode = max hold.
(8) Allow trace to fully stabilize to find the max level.

9.4. Test Results

Please refer to Appendix A

This test report may be reproduced in full only. The document may only be updated by AUDIX Technology Corp. personnel. Any changes will be noted in the Document History section of the report.

AUDIX Technology Corp.
No. 53-11, Dingfu, Linkou, Dist.,
New Taipei City244, Taiwan
Tel: +886 2 26099301
Fax: +886 2 26099303

10. POWER SPECTRAL DENSITY

10.1. Block Diagram of Test Setup

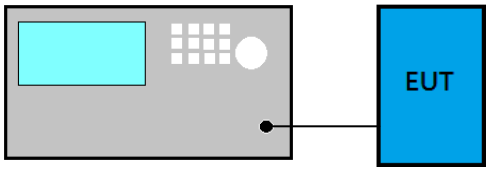

10.2. Specification Limits

The peak power spectral density conducted from the intentional radiator to the antenna shall not be greater than 8dBm in any 3kHz band.

10.3. Test Procedure

Following measurement procedure is reference to KDB 558074 D01 DTS Meas Guidance v03r05:

■Method PKPSD (peak PSD)

(1) Set analyzer center frequency to DTS channel center frequency.
(2) Set the span to 1.5 times the DTS bandwidth.
(3) Set the RBW to: 3 kHz ≤ RBW ≤ 100 kHz.
(4) Set the VBW ≥ 3 × RBW.
(5) Detector = peak.
(6) Sweep time = auto couple.
(7) Trace mode = max hold.
(8) Allow trace to fully stabilize.
(9) Use the peak marker function to determine the maximum amplitude level.
(10) If measured value exceeds limit, reduce RBW (no less than 3 kHz) and repeat.

□Method AVGPSD-2

(1) Using peak PSD procedure step 1 to step 4.
(2) Detector= RMS detector
(3) Sweep time = auto couple
(4) Trace mode = trace averaging over a minimum of 100 traces
(5) Use the peak marker function to determine the maximum amplitude level.
(6) Duty cycle factor is added when duty cycle presented in section 3.5 < 98%.
(7) If measured value exceeds limit, reduce RBW (no less than 3 kHz) and repeat.

10.4. Test Results

Please refer to Appendix A

This test report may be reproduced in full only. The document may only be updated by AUDIX Technology Corp. personnel. Any changes will be noted in the Document History section of the report.

AUDIX Technology Corp.
No. 53-11, Dingfu, Linkou, Dist.,
New Taipei City244, Taiwan
Tel: +886 2 26099301
Fax: +886 2 26099303

11. DEVIATION TO TEST SPECIFICATIONS

【NONE】

This test report may be reproduced in full only. The document may only be updated by AUDIX Technology Corp. personnel. Any changes will be noted in the Document History section of the report.

AUDIX Technology Corp.
No. 53-11, Dingfu, Linkou, Dist.,
New Taipei City244, Taiwan
Tel: +886 2 26099301
Fax: +886 2 26099303

APPENDIX A

TEST PLOTS

(Model: 14Z970)

This test report may be reproduced in full only. The document may only be updated by AUDIX Technology Corp. personnel. Any changes will be noted in the Document History section of the report.

AUDIX Technology Corp.
No. 53-11, Dingfu, Linkou, Dist.,
New Taipei City244, Taiwan
Tel: +886 2 26099301
Fax: +886 2 26099303

TABLE OF CONTENTS

A.1 6dB BANDWIDTH MEASUREMENT 2
A.1.1 6dB Bandwidth Result 2
A.1.2 Measurement Plots 3
A.2 MAXIMUM PEAK OUTPUT POWER MEASUREMENT 8
A.2.1 Peak Output Power 8
A.2.2 Average Output Power (Reporting only) 10
A.2.3 Peak Measurement Plots 11
A.3 EMISSION LIMITATIONS MEASUREMENT 12
A.4 POWER SPECTRAL DENSITY 31
A.4.1 Power Spectral Density Result 31
A.4.2 Measurement Plots 32

This test report may be reproduced in full only. The document may only be updated by AUDIX Technology Corp. personnel. Any changes will be noted in the Document History section of the report.

AUDIX Technology Corp.
No. 53-11, Dingfu, Linkou, Dist.,
New Taipei City244, Taiwan

Tel: +886 2 26099301
Fax: +886 2 26099303

A.1 6dB BANDWIDTH MEASUREMENT

Test Date	2016/11/17 ~ 28	Temp./Hum.	25℃/58%
Cable Loss	0.5dB	Test Voltage	AC 120V, 60Hz (via AC Adapter)

A.1.1 6dB Bandwidth Result

Modulation Type	Centre Frequency (MHz)	6 dB Bandwidth (MHz)	Limit
802.11b	2412	10.15	>500kHz
	2437	10.16	
	2462	10.15	
	2472	11.05	
802.11g	2412	15.35	
	2437	15.37	
	2462	15.48	
	2472	16.03	
802.11n-HT20	2412	16.68	
	2437	17.63	
	2462	16.40	
	2472	16.35	
802.11n-HT40	2422	35.14	
	2437	35.18	
	2452	35.12	
	2462	32.52	
BLE	2402	0.6450	
	2440	0.6573	
	2480	0.6655	

This test report may be reproduced in full only. The document may only be updated by AUDIX Technology Corp. personnel. Any changes will be noted in the Document History section of the report.

AUDIX Technology Corp.
No. 53-11, Dingfu, Linkou, Dist.,
New Taipei City244, Taiwan

Tel: +886 2 26099301
Fax: +886 2 26099303

A.1.2 Measurement Plots

802.11b	802.11g
	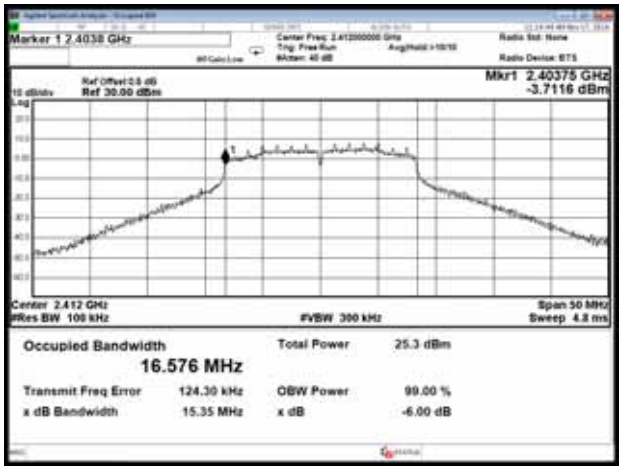
	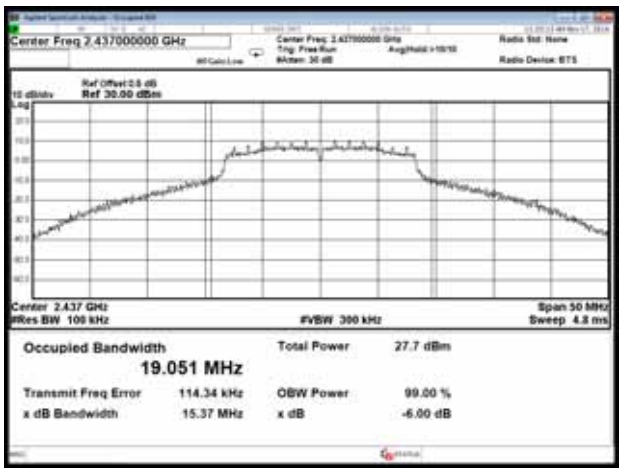
	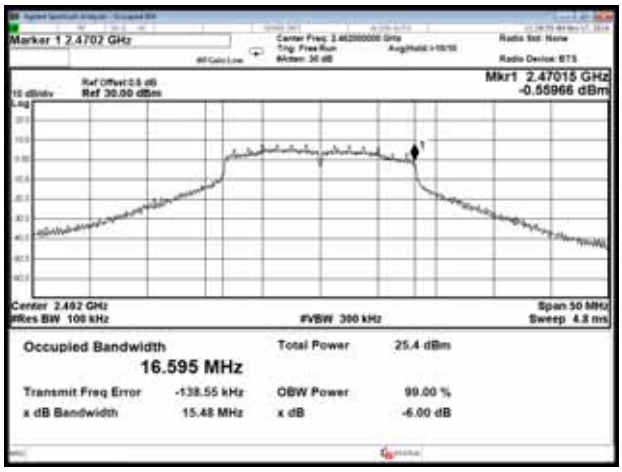

This test report may be reproduced in full only. The document may only be updated by AUDIX Technology Corp. personnel. Any changes will be noted in the Document History section of the report.

AUDIX Technology Corp.
No. 53-11, Dingfu, Linkou, Dist.,
New Taipei City244, Taiwan

Tel: +886 2 26099301
Fax: +886 2 26099303

802.11b	802.11g
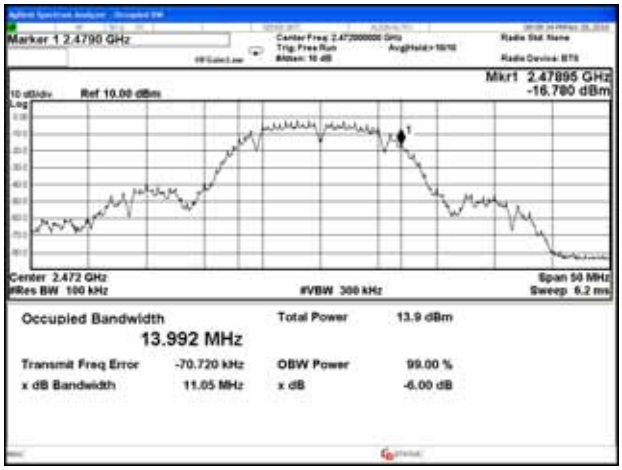	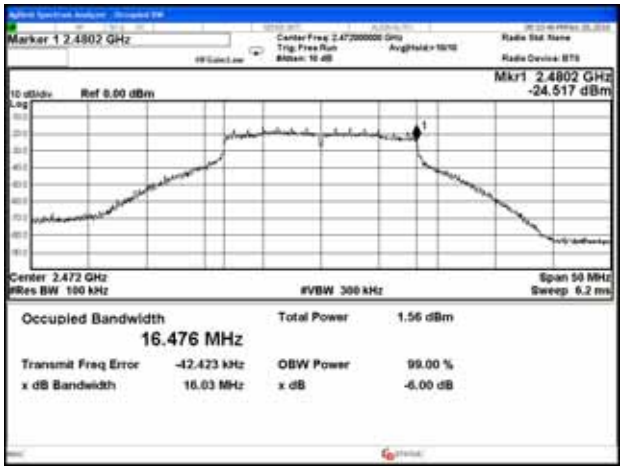

This test report may be reproduced in full only. The document may only be updated by AUDIX Technology Corp. personnel. Any changes will be noted in the Document History section of the report.

AUDIX Technology Corp.
No. 53-11, Dingfu, Linkou, Dist.,
New Taipei City244, Taiwan

Tel: +886 2 26099301
Fax: +886 2 26099303

802.11n-HT20	802.11n-HT40
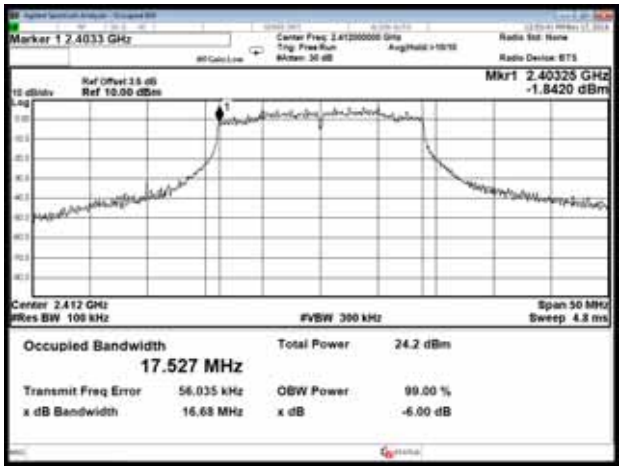	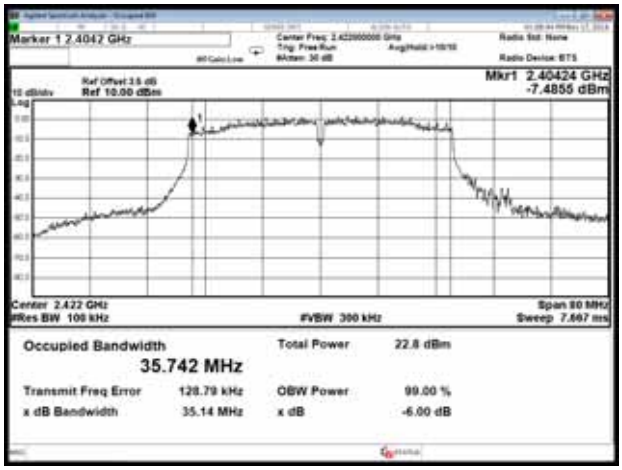
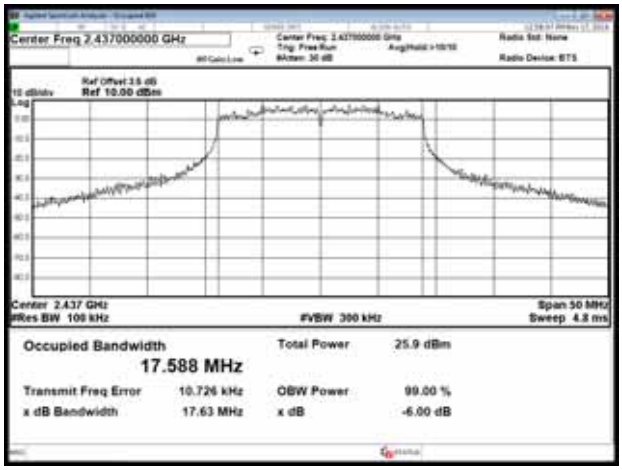	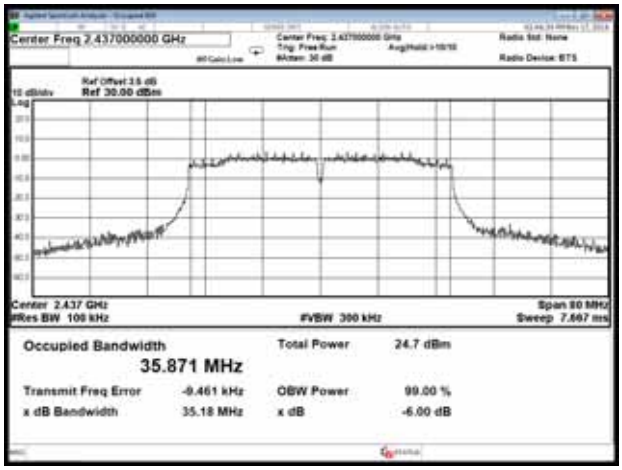
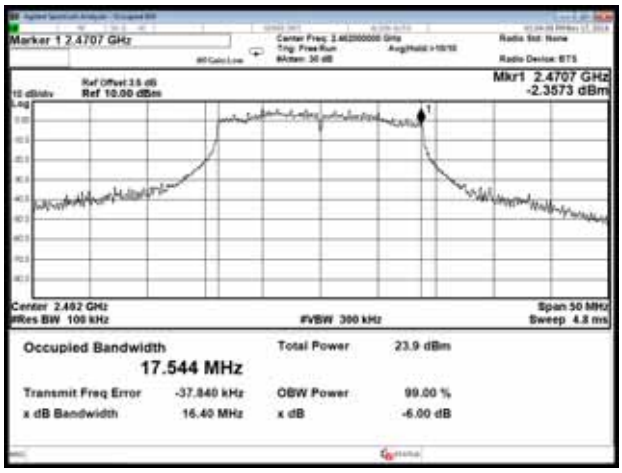	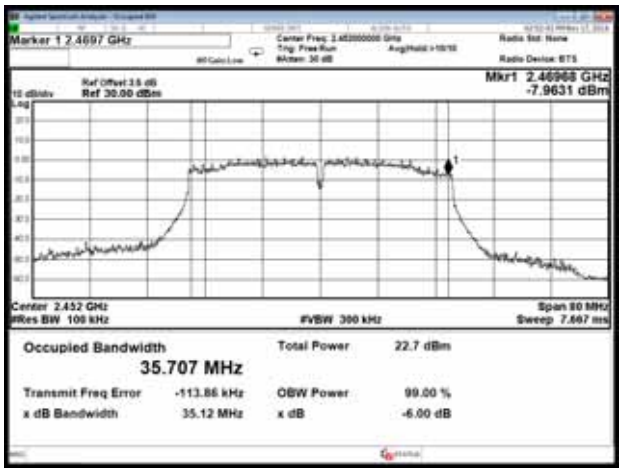

This test report may be reproduced in full only. The document may only be updated by AUDIX Technology Corp. personnel. Any changes will be noted in the Document History section of the report.

AUDIX Technology Corp.
No. 53-11, Dingfu, Linkou, Dist.,
New Taipei City244, Taiwan

Tel: +886 2 26099301
Fax: +886 2 26099303

802.11n-HT20	802.11n-HT40
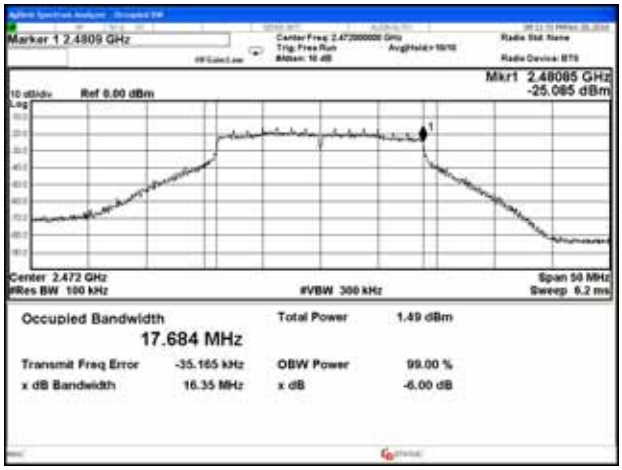	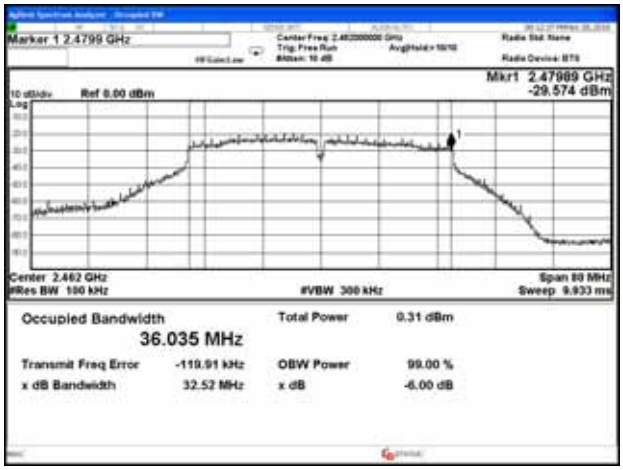

This test report may be reproduced in full only. The document may only be updated by AUDIX Technology Corp. personnel. Any changes will be noted in the Document History section of the report.

AUDIX Technology Corp.
No. 53-11, Dingfu, Linkou, Dist.,
New Taipei City244, Taiwan

Tel: +886 2 26099301
Fax: +886 2 26099303

BLE

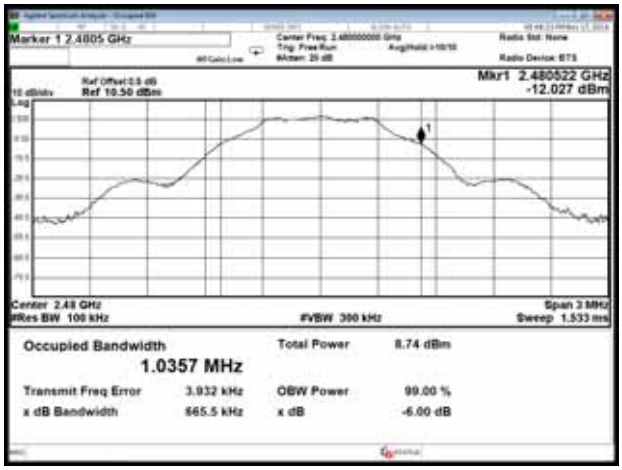

This test report may be reproduced in full only. The document may only be updated by AUDIX Technology Corp. personnel. Any changes will be noted in the Document History section of the report.

AUDIX Technology Corp.
No. 53-11, Dingfu, Linkou, Dist.,
New Taipei City244, Taiwan

Tel: +886 2 26099301
Fax: +886 2 26099303

A.2 MAXIMUM PEAK OUTPUT POWER MEASUREMENT

Test Date	2016/11/17 ~ 28	Temp./Hum.	25℃/58%
Cable Loss	0.5dB	Test Voltage	AC 120V, 60Hz (via AC Adapter)

A.2.1 Peak Output Power

Modulation Type	Centre Frequency (MHz)	Output Power (dBm)		Maximum Output Power		Antenna Gain (dBi)	Output Power (E.I.R.P.)		Limit
		Chain 0	Chain 1	(dBm)	(W)		(dBm)	(W)	
802.11b	2412	21.28	21.11	**21.28**	**0.134276**	3.52	**24.80**	**0.301995**	< 30dBm (1W) (Maximum Peak Output Power) < 36dBm (4W) (E.I.R.P)
	2417	21.26	21.13	**21.26**	**0.133660**		**24.78**	**0.300608**	
	2437	21.29	21.09	**21.29**	**0.134586**		**24.81**	**0.302691**	
	2457	21.31	21.1	**21.31**	**0.135207**		**24.83**	**0.304089**	
	2462	21.18	20.05	**21.18**	**0.131220**		**24.70**	**0.295121**	
	2467	19.04	19.00	**19.04**	**0.080168**		**22.56**	**0.180302**	
	2472	11.12	10.96	**11.12**	**0.012942**		**14.64**	**0.029107**	
802.11g	2412	21.72	21.51	**21.72**	**0.148594**		**25.24**	**0.334195**	
	2417	22.23	22.17	**22.23**	**0.167109**		**25.75**	**0.375837**	
	2437	22.3	22.22	**22.30**	**0.169824**		**25.82**	**0.381944**	
	2457	22.29	22.25	**22.29**	**0.169434**		**25.81**	**0.381066**	
	2462	21.17	20.96	**21.17**	**0.130918**		**24.69**	**0.294442**	
	2467	17.03	16.01	**17.03**	**0.050466**		**20.55**	**0.113501**	
	2472	3.75	3.06	**3.75**	**0.002371**		**7.27**	**0.005333**	
802.11n-HT20	2412	18.46	18.46	**21.47**	**0.140281**		**24.99**	**0.315500**	
	2417	19.36	18.68	**22.04**	**0.159956**		**25.56**	**0.359749**	
	2437	19.37	18.72	**22.07**	**0.161065**		**25.59**	**0.362243**	
	2457	19.35	18.74	**22.07**	**0.161065**		**25.59**	**0.362243**	
	2462	17.24	17.28	**20.27**	**0.106414**		**23.79**	**0.239332**	
	2467	16.71	16.19	**19.47**	**0.088512**		**22.99**	**0.199067**	
	2472	-0.61	-0.32	**2.55**	**0.001799**		**6.07**	**0.004046**	
802.11n-HT40	2422	15.23	15.56	**18.41**	**0.069343**		**21.93**	**0.155955**	
	2427	17.12	17.36	**20.25**	**0.105925**		**23.77**	**0.238232**	
	2437	17.15	17.52	**20.35**	**0.108393**		**23.87**	**0.243781**	
	2447	17.09	17.49	**20.30**	**0.107152**		**23.82**	**0.240991**	
	2452	15.34	15.23	**18.30**	**0.067608**		**21.82**	**0.152055**	
	2457	15.79	16.70	**19.28**	**0.084723**		**22.80**	**0.190546**	
	2462	-2.18	-2.46	**0.69**	**0.001172**		**4.21**	**0.002636**	

Note: The results have been included cable loss.

This test report may be reproduced in full only. The document may only be updated by AUDIX Technology Corp. personnel. Any changes will be noted in the Document History section of the report.

AUDIX Technology Corp.
No. 53-11, Dingfu, Linkou, Dist.,
New Taipei City244, Taiwan
Tel: +886 2 26099301
Fax: +886 2 26099303

Modulation Type	Centre Frequency (MHz)	Output Power (dBm)		Maximum Output Power		Antenna Gain (dBi)	Output Power (E.I.R.P.)		Limit
		Chain 0	Chain 1	(dBm)	(W)		(dBm)	(W)	
BLE	2402	4.287	--	**4.287**	**0.002683**	3.52	**7.81**	**0.006035**	< 30dBm (1W) (Maximum Peak Output Power) < 36dBm (4W) (E.I.R.P)
	2440	4.633	--	**4.633**	**0.002906**		**8.15**	**0.006536**	
	2480	2.299	--	**2.299**	**0.001698**		**5.82**	**0.003819**	

Note: The results have been included cable loss.

This test report may be reproduced in full only. The document may only be updated by AUDIX Technology Corp. personnel. Any changes will be noted in the Document History section of the report.

AUDIX Technology Corp.
No. 53-11, Dingfu, Linkou, Dist.,
New Taipei City244, Taiwan

Tel: +886 2 26099301
Fax: +886 2 26099303

A.2.2 Average Output Power (Reporting only)

Modulation Type	Centre Frequency (MHz)	Output Power (dBm)		10log (1/X)	Maximum Output Power		Antenna Gain (dBi)	Output Power (E.I.R.P.)	
		Chain 0	Chain 1		(dBm)	(W)		(dBm)	(W)
802.11b	2412	18.85	18.84	0	**18.85**	**0.076736**	3.52	**22.37**	**0.172584**
	2417	18.91	18.89		**18.91**	**0.077804**		**22.43**	**0.174985**
	2437	18.99	18.98		**18.99**	**0.079250**		**22.51**	**0.178238**
	2457	18.95	18.93		**18.95**	**0.078524**		**22.47**	**0.176604**
	2462	18.96	17.48		**18.96**	**0.078705**		**22.48**	**0.177011**
	2467	16.53	16.42		**16.53**	**0.044978**		**20.05**	**0.101158**
	2472	8.62	8.47		**8.62**	**0.007278**		**12.14**	**0.016368**
802.11g	2412	17.06	16.93	0	**17.06**	**0.050816**		**20.58**	**0.114288**
	2417	19.03	18.97		**19.03**	**0.079983**		**22.55**	**0.179887**
	2437	19.06	19.00		**19.06**	**0.080538**		**22.58**	**0.181134**
	2457	19.09	19.02		**19.09**	**0.081096**		**22.61**	**0.182390**
	2462	16.49	16.00		**16.49**	**0.044566**		**20.01**	**0.100231**
	2467	11.57	10.52		**11.57**	**0.014355**		**15.09**	**0.032285**
	2472	-1.98	-2.49		**-1.98**	**0.000634**		**1.54**	**0.001426**
802.11n-HT20	2412	12.84	12.79	0.13228266	**15.96**	**0.039446**		**19.48**	**0.088716**
	2417	14.04	13.20		**16.78**	**0.047643**		**20.30**	**0.107152**
	2437	14.07	13.25		**16.82**	**0.048084**		**20.34**	**0.108143**
	2457	14.08	13.23		**16.82**	**0.048084**		**20.34**	**0.108143**
	2462	11.69	11.70		**14.84**	**0.030479**		**18.36**	**0.068549**
	2467	10.69	10.30		**13.64**	**0.023121**		**17.16**	**0.052000**
	2472	-6.16	-5.98		**-2.93**	**0.000509**		**0.59**	**0.001146**
802.11n-HT40	2422	10.50	10.92	0.26872146	**13.99**	**0.025061**		**17.51**	**0.056364**
	2427	12.49	12.88		**15.97**	**0.039537**		**19.49**	**0.088920**
	2437	12.56	12.92		**16.02**	**0.039994**		**19.54**	**0.089950**
	2447	12.62	12.96		**16.07**	**0.040458**		**19.59**	**0.090991**
	2452	10.61	10.51		**13.84**	**0.024210**		**17.36**	**0.054450**
	2457	10.98	11.84		**14.71**	**0.029580**		**18.23**	**0.066527**
	2462	-6.66	-7.02		**-3.56**	**0.000441**		**-0.04**	**0.000991**

Note: The results have been included cable loss presented in section.

This test report may be reproduced in full only. The document may only be updated by AUDIX Technology Corp. personnel. Any changes will be noted in the Document History section of the report.

AUDIX Technology Corp.
No. 53-11, Dingfu, Linkou, Dist.,
New Taipei City244, Taiwan

Tel: +886 2 26099301
Fax: +886 2 26099303

A.2.3 Peak Measurement Plots

BLE
Peak Output Power
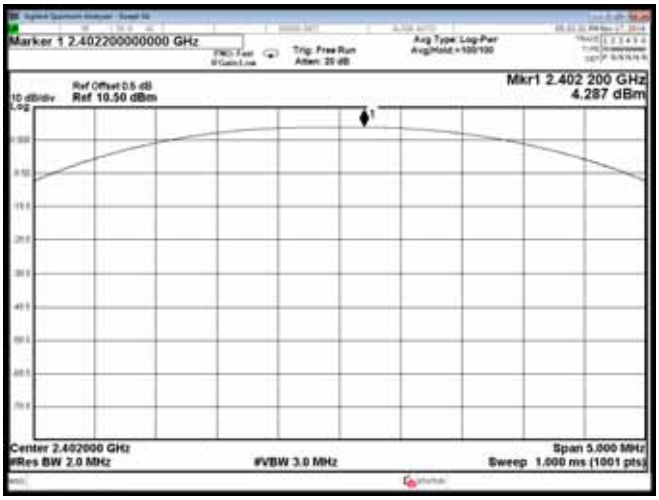
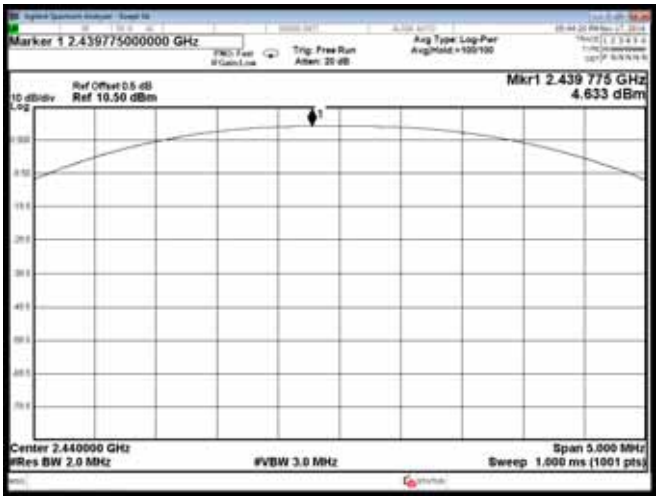
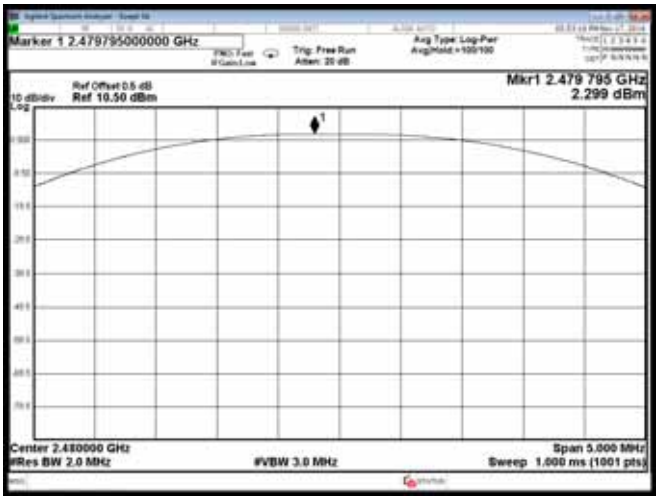

This test report may be reproduced in full only. The document may only be updated by AUDIX Technology Corp. personnel. Any changes will be noted in the Document History section of the report.

AUDIX Technology Corp.
No. 53-11, Dingfu, Linkou, Dist.,
New Taipei City244, Taiwan

Tel: +886 2 26099301
Fax: +886 2 26099303

A.3 EMISSION LIMITATIONS MEASUREMENT

Test Date	2016/11/17	Temp./Hum.	25℃/58%
Cable Loss	0.5dB	Test Voltage	AC 120V, 60Hz (via AC Adapter)
Mode	802.11b	Frequency	TX 2412MHz
Simultaneous Factor10 log(n) (Note: “n” is antenna number)			0

Reference Level

Band Edge

30MHz – 8GHz

8GHz – 15GHz

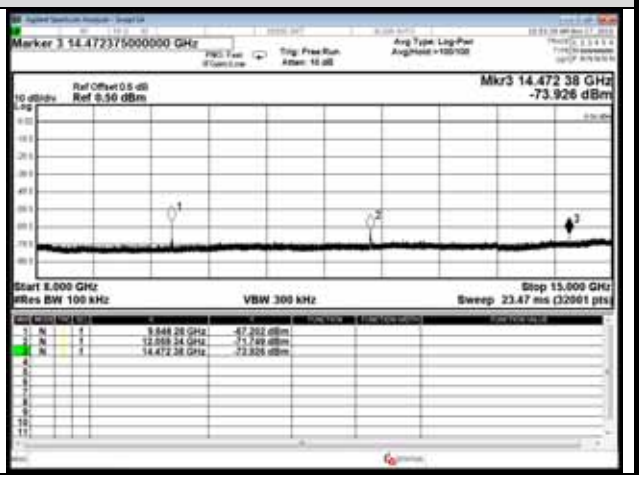

15GHz – 25GHz

This test report may be reproduced in full only. The document may only be updated by AUDIX Technology Corp. personnel. Any changes will be noted in the Document History section of the report.

AUDIX Technology Corp.
No. 53-11, Dingfu, Linkou, Dist.,
New Taipei City244, Taiwan

Tel: +886 2 26099301
Fax: +886 2 26099303

Test Date	2016/11/17	Temp./Hum.	25℃/58%
Cable Loss	0.5dB	Test Voltage	AC 120V, 60Hz (via AC Adapter)
Mode	802.11b	Frequency	TX 2437MHz
Simultaneous Factor10 log(n) (Note: “n” is antenna number)			0

Reference Level

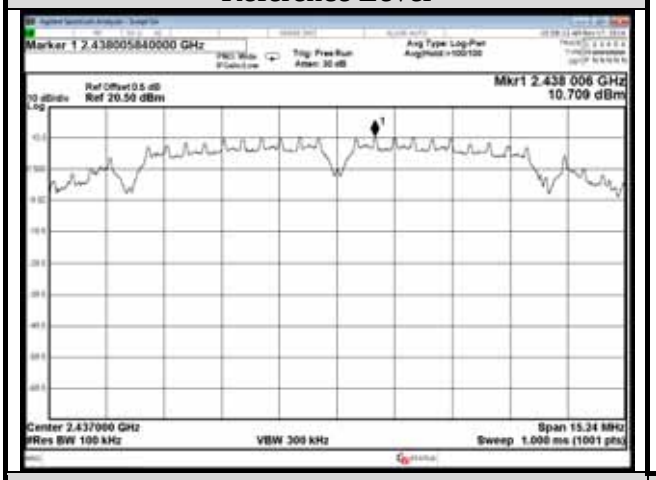

30MHz – 8GHz

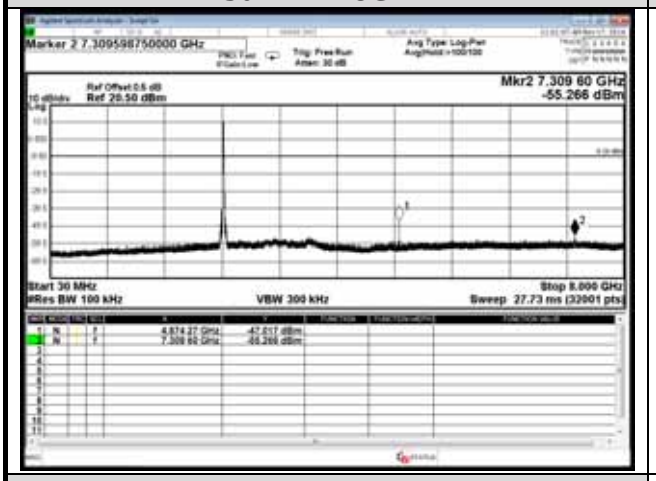

8GHz – 15GHz

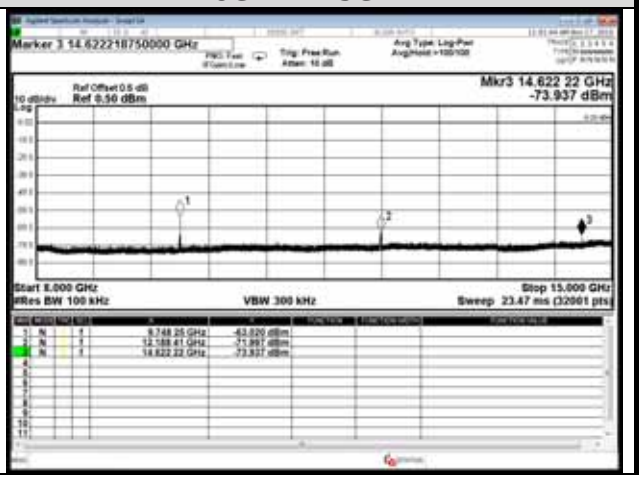

15GHz – 25GHz

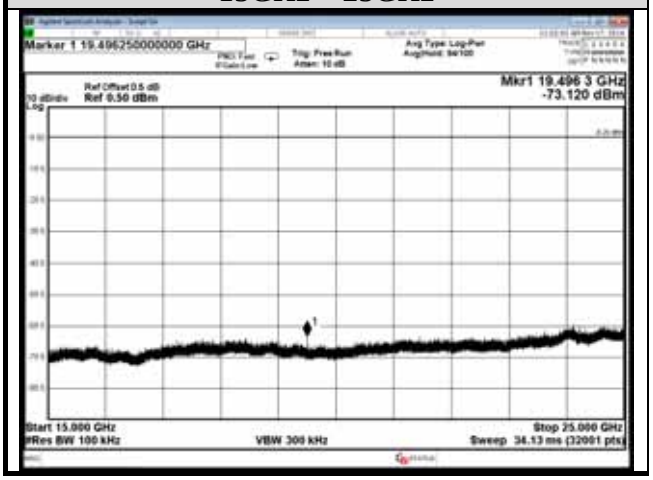

This test report may be reproduced in full only. The document may only be updated by AUDIX Technology Corp. personnel. Any changes will be noted in the Document History section of the report.

AUDIX Technology Corp.
No. 53-11, Dingfu, Linkou, Dist.,
New Taipei City244, Taiwan

Tel: +886 2 26099301
Fax: +886 2 26099303

Test Date	2016/11/17	Temp./Hum.	25℃/58%
Cable Loss	0.5dB	Test Voltage	AC 120V, 60Hz (via AC Adapter)
Mode	802.11b	Frequency	TX 2462MHz
Simultaneous Factor10 log(n) (Note: “n” is antenna number)			0

Reference Level

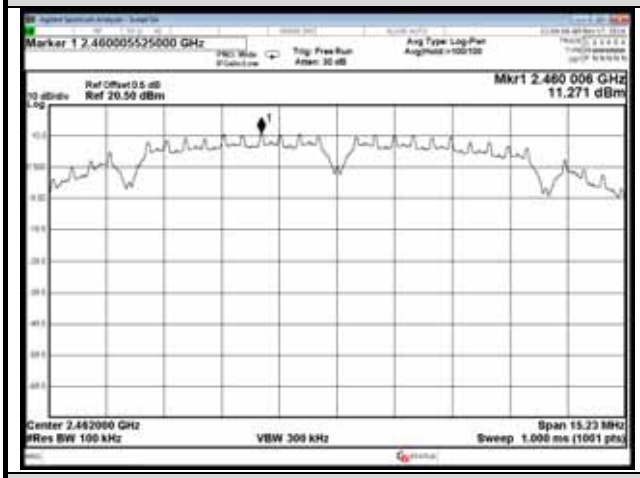

Band Edge

30MHz – 8GHz

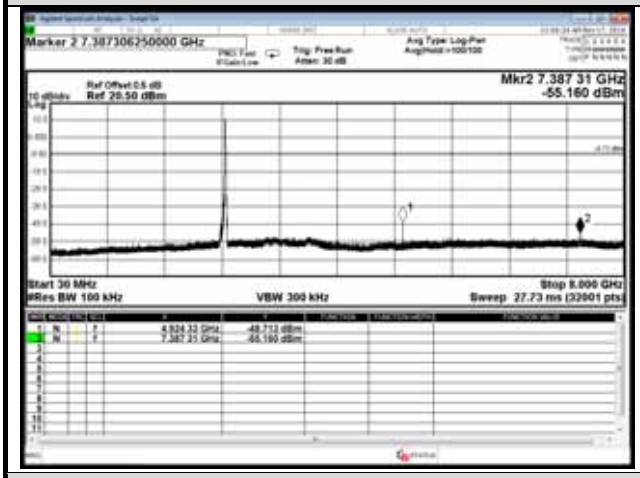

8GHz – 15GHz

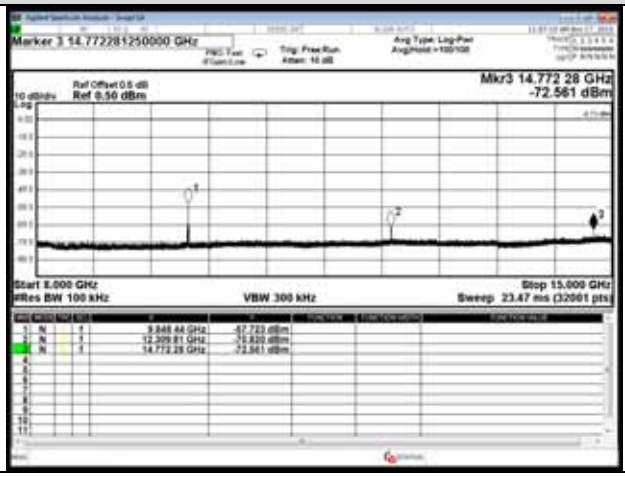

15GHz – 25GHz

This test report may be reproduced in full only. The document may only be updated by AUDIX Technology Corp. personnel. Any changes will be noted in the Document History section of the report.

AUDIX Technology Corp.
No. 53-11, Dingfu, Linkou, Dist.,
New Taipei City244, Taiwan

Tel: +886 2 26099301
Fax: +886 2 26099303

Test Date	2016/11/28	Temp./Hum.	25℃/55%
Cable Loss	0.5dB	Test Voltage	AC 120V, 60Hz (via AC Adapter)
Mode	802.11b	Frequency	TX 2472MHz
Simultaneous Factor10 log(n) (Note: “n” is antenna number)			0

Reference Level

Band Edge

30MHz – 8GHz

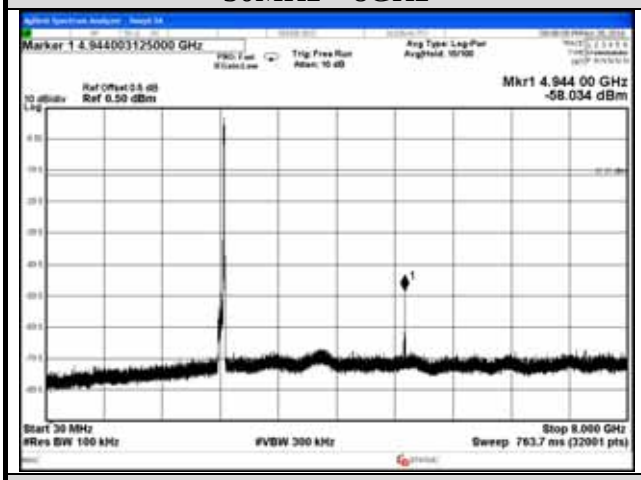

8GHz – 15GHz

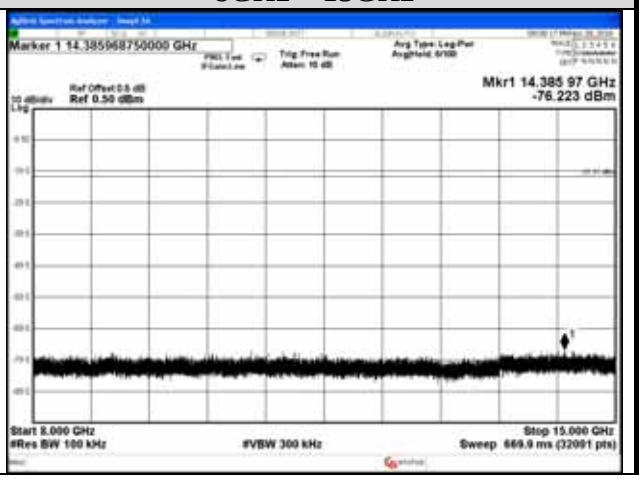

15GHz – 25GHz

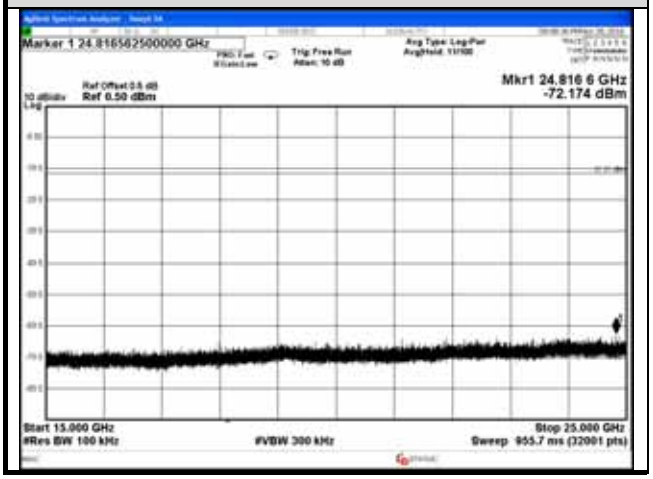

This test report may be reproduced in full only. The document may only be updated by AUDIX Technology Corp. personnel. Any changes will be noted in the Document History section of the report.

AUDIX Technology Corp.
No. 53-11, Dingfu, Linkou, Dist.,
New Taipei City244, Taiwan

Tel: +886 2 26099301
Fax: +886 2 26099303

Test Date	2016/11/17	Temp./Hum.	25℃/58%
Cable Loss	0.5dB	Test Voltage	AC 120V, 60Hz (via AC Adapter)
Mode	802.11g	Frequency	TX 2412MHz
Simultaneous Factor10 log(n) (Note: “n” is antenna number)			0

Reference Level

Band Edge

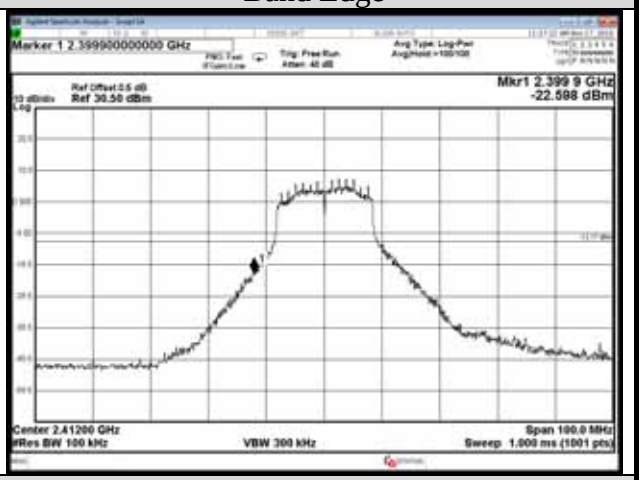

30MHz – 8GHz

8GHz – 15GHz

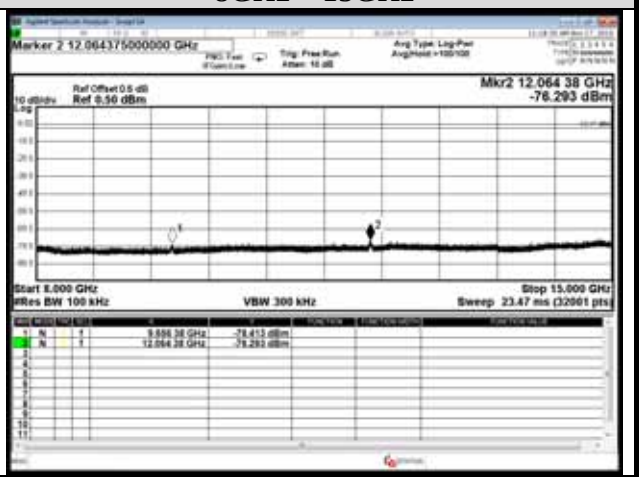

15GHz – 25GHz

This test report may be reproduced in full only. The document may only be updated by AUDIX Technology Corp. personnel. Any changes will be noted in the Document History section of the report.

AUDIX Technology Corp.
No. 53-11, Dingfu, Linkou, Dist.,
New Taipei City244, Taiwan

Tel: +886 2 26099301
Fax: +886 2 26099303

Test Date	2016/11/17	Temp./Hum.	25℃/58%
Cable Loss	0.5dB	Test Voltage	AC 120V, 60Hz (via AC Adapter)
Mode	802.11g	Frequency	TX 2437MHz
Simultaneous Factor10 log(n) (Note: “n” is antenna number)			0

Reference Level

30MHz – 8GHz

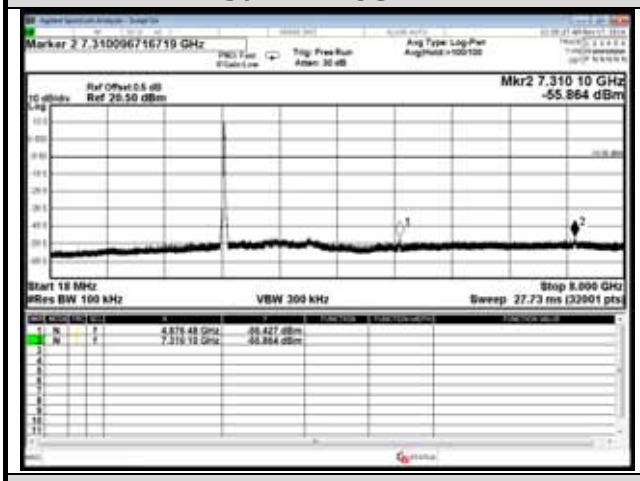

8GHz – 15GHz

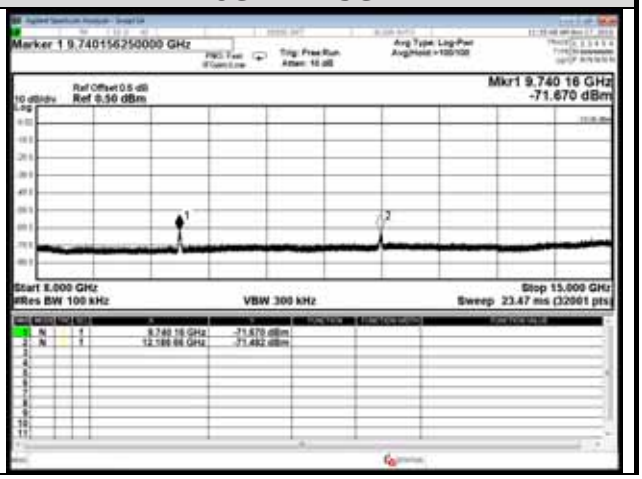

15GHz – 25GHz

This test report may be reproduced in full only. The document may only be updated by AUDIX Technology Corp. personnel. Any changes will be noted in the Document History section of the report.

AUDIX Technology Corp.
No. 53-11, Dingfu, Linkou, Dist.,
New Taipei City244, Taiwan

Tel: +886 2 26099301
Fax: +886 2 26099303

Test Date	2016/11/17	Temp./Hum.	25℃/58%
Cable Loss	0.5dB	Test Voltage	AC 120V, 60Hz (via AC Adapter)
Mode	802.11g	Frequency	TX 2462MHz
Simultaneous Factor10 log(n) (Note: “n” is antenna number)			0

Reference Level

Band Edge

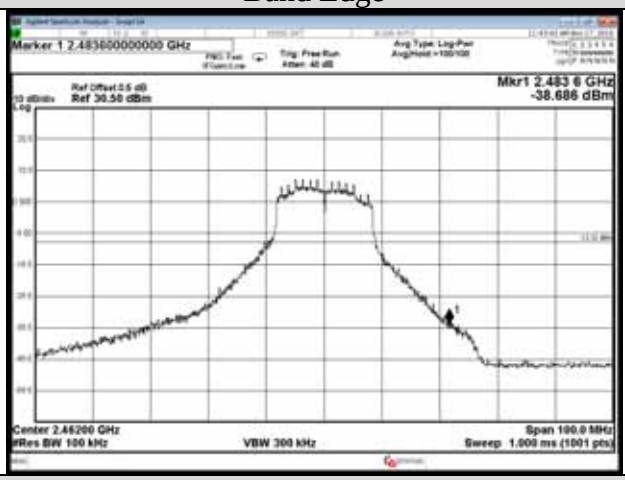

30MHz – 8GHz

8GHz – 15GHz

15GHz – 25GHz

This test report may be reproduced in full only. The document may only be updated by AUDIX Technology Corp. personnel. Any changes will be noted in the Document History section of the report.

AUDIX Technology Corp.
No. 53-11, Dingfu, Linkou, Dist.,
New Taipei City244, Taiwan

Tel: +886 2 26099301
Fax: +886 2 26099303

Test Date	2016/11/28	Temp./Hum.	25℃/55%
Cable Loss	0.5dB	Test Voltage	AC 120V, 60Hz (via AC Adapter)
Mode	802.11g	Frequency	TX 2472MHz
Simultaneous Factor10 log(n) (Note: “n” is antenna number)			0

Reference Level

Band Edge

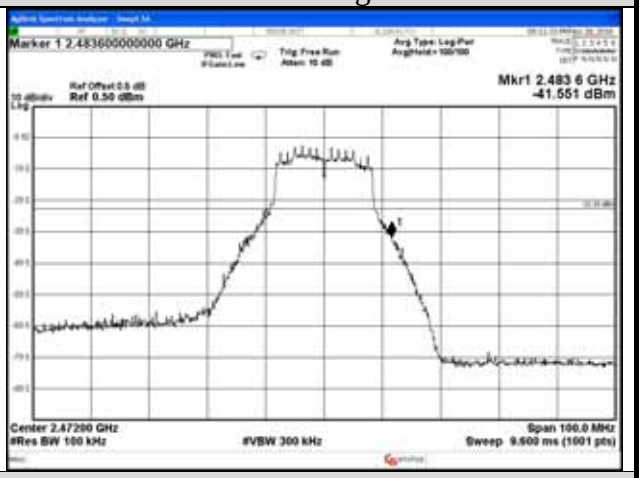

30MHz – 8GHz

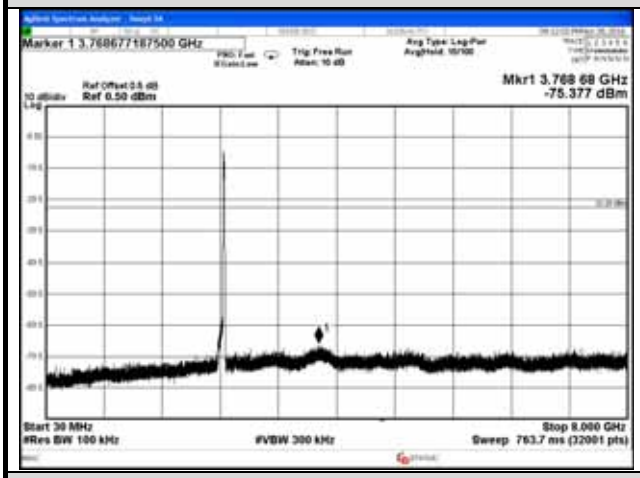

8GHz – 15GHz

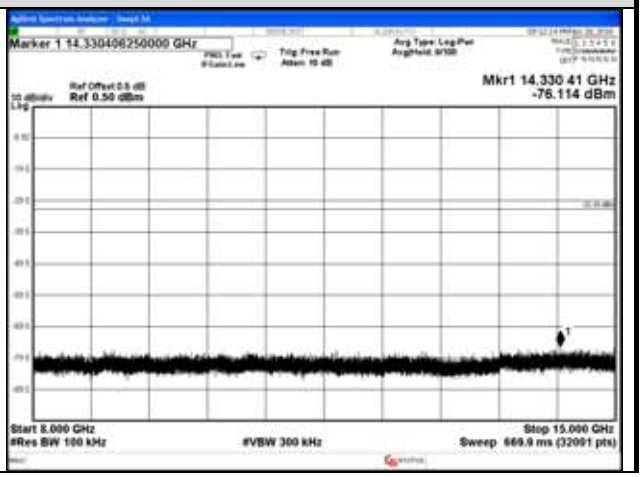

15GHz – 25GHz

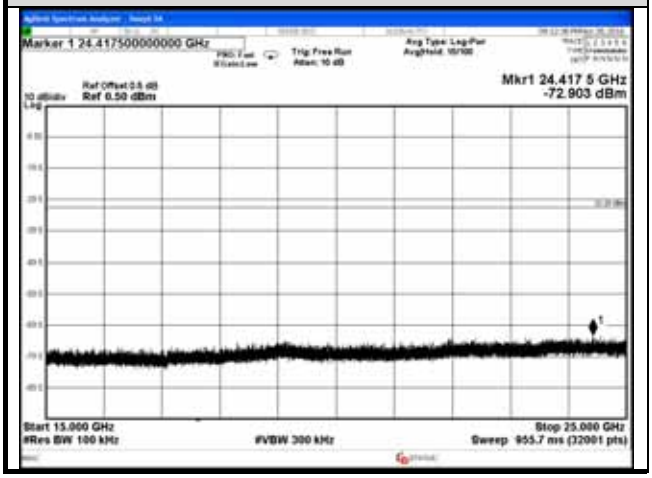

This test report may be reproduced in full only. The document may only be updated by AUDIX Technology Corp. personnel. Any changes will be noted in the Document History section of the report.

AUDIX Technology Corp.
No. 53-11, Dingfu, Linkou, Dist.,
New Taipei City244, Taiwan

Tel: +886 2 26099301
Fax: +886 2 26099303

Test Date	2016/11/17	Temp./Hum.	25℃/58%
Cable Loss	0.5dB	Test Voltage	AC 120V, 60Hz (via AC Adapter)
Mode	802.11n-HT20	Frequency	TX 2412MHz
Simultaneous Factor10 log(n) (Note: “n” is antenna number)			3

Reference Level

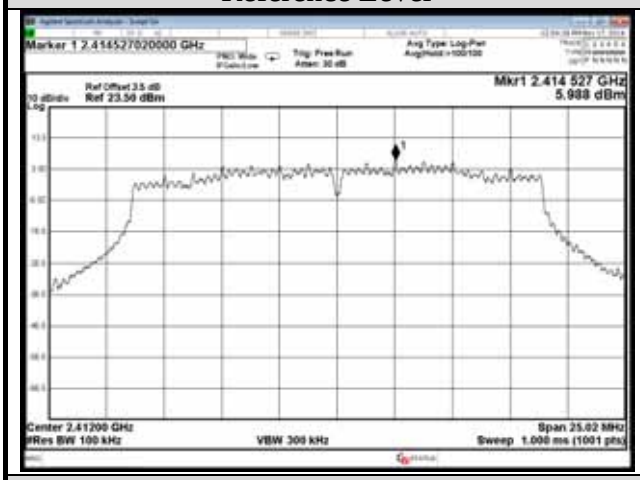

Band Edge

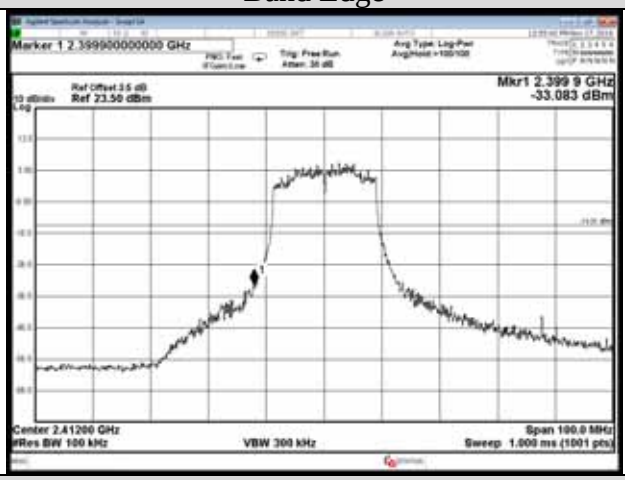

30MHz – 8GHz

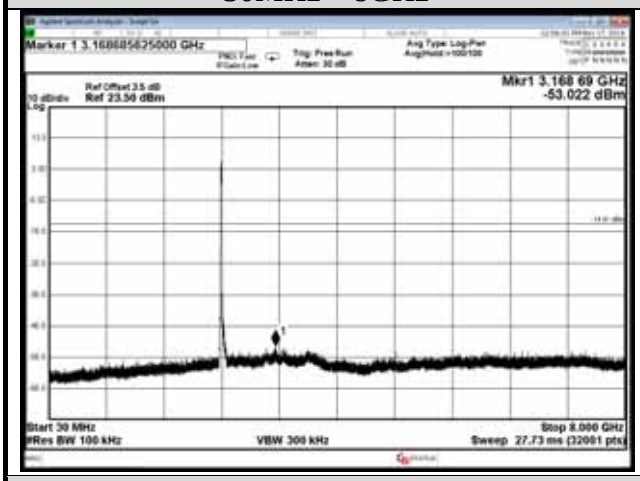

8GHz – 15GHz

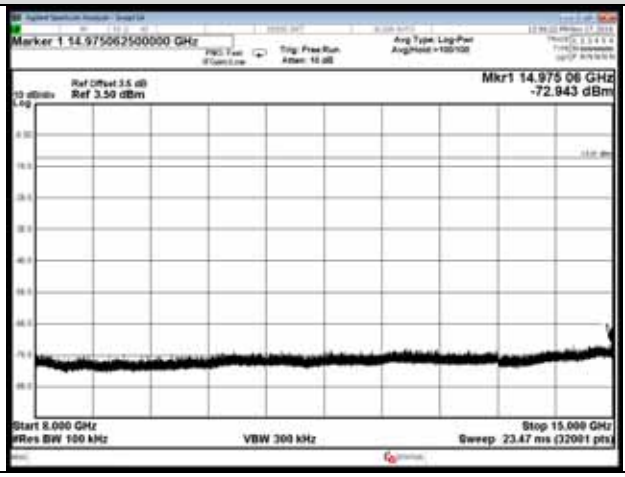

15GHz – 25GHz

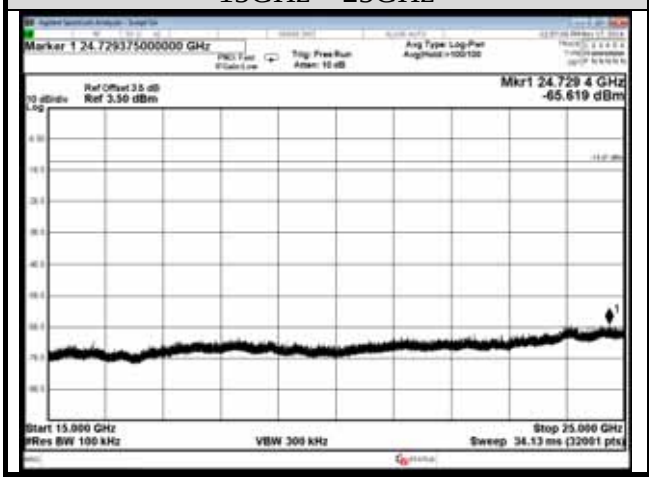

This test report may be reproduced in full only. The document may only be updated by AUDIX Technology Corp. personnel. Any changes will be noted in the Document History section of the report.

AUDIX Technology Corp.
No. 53-11, Dingfu, Linkou, Dist.,
New Taipei City244, Taiwan

Tel: +886 2 26099301
Fax: +886 2 26099303

Test Date	2016/11/17	Temp./Hum.	25℃/58%
Cable Loss	0.5dB	Test Voltage	AC 120V, 60Hz (via AC Adapter)
Mode	802.11n-HT20	Frequency	TX 2437MHz
Simultaneous Factor10 log(n) (Note: “n” is antenna number)			3

Reference Level

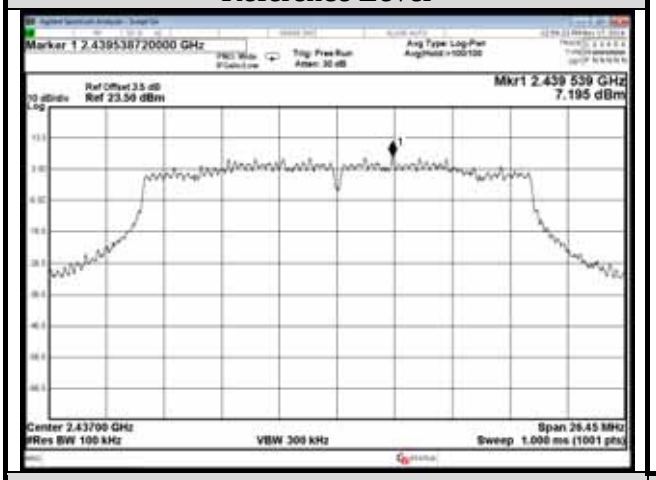

30MHz – 8GHz

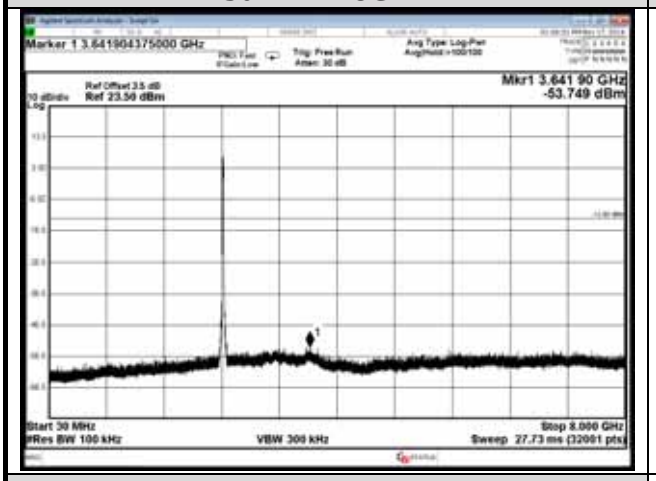

8GHz – 15GHz

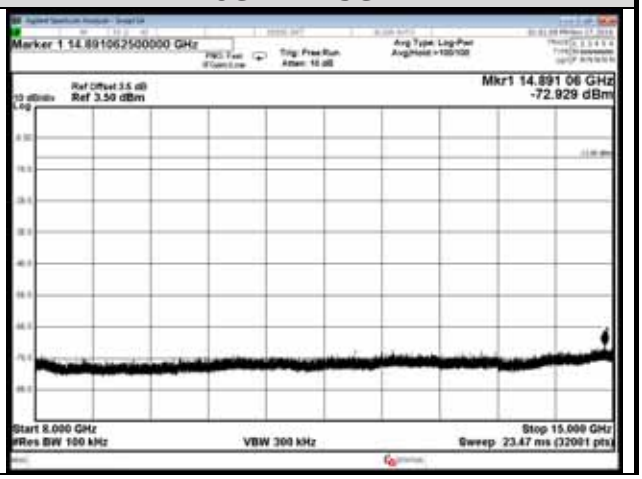

15GHz – 25GHz

This test report may be reproduced in full only. The document may only be updated by AUDIX Technology Corp. personnel. Any changes will be noted in the Document History section of the report.

AUDIX Technology Corp.
No. 53-11, Dingfu, Linkou, Dist.,
New Taipei City244, Taiwan

Tel: +886 2 26099301
Fax: +886 2 26099303

Test Date	2016/11/17	Temp./Hum.	25℃/58%
Cable Loss	0.5dB	Test Voltage	AC 120V, 60Hz (via AC Adapter)
Mode	802.11n-HT20	Frequency	TX 2462MHz
Simultaneous Factor10 log(n) (Note: “n” is antenna number)			3

Reference Level

Band Edge

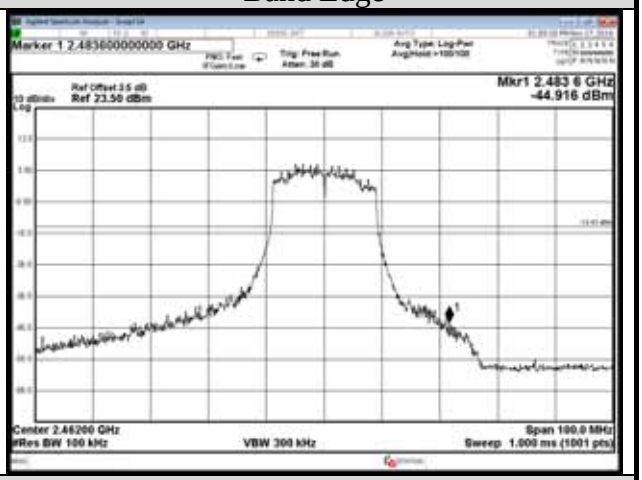

30MHz – 8GHz

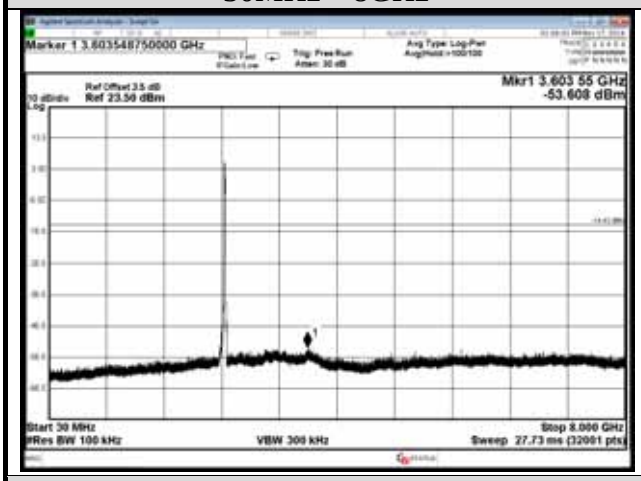

8GHz – 15GHz

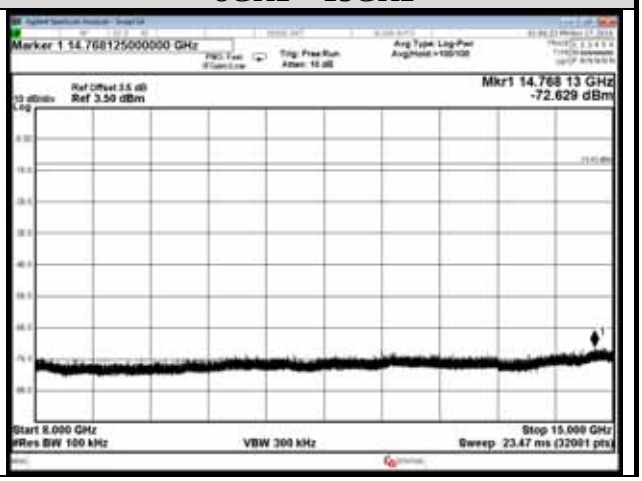

15GHz – 25GHz

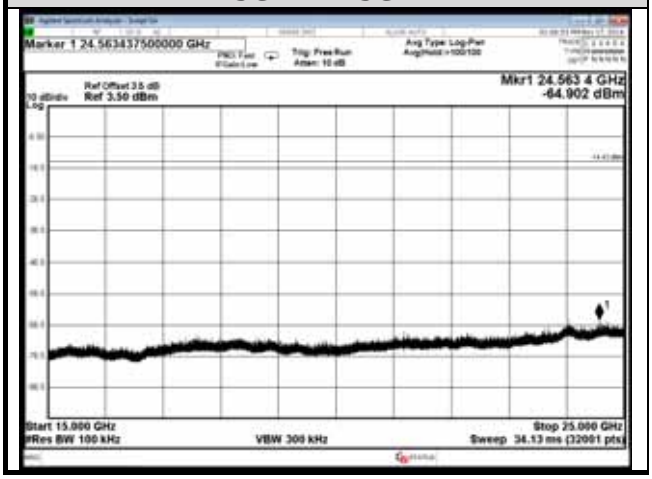

This test report may be reproduced in full only. The document may only be updated by AUDIX Technology Corp. personnel. Any changes will be noted in the Document History section of the report.

AUDIX Technology Corp.
No. 53-11, Dingfu, Linkou, Dist.,
New Taipei City244, Taiwan

Tel: +886 2 26099301
Fax: +886 2 26099303

Test Date	2016/11/28	Temp./Hum.	25℃/55%
Cable Loss	0.5dB	Test Voltage	AC 120V, 60Hz (via AC Adapter)
Mode	802.11n-HT20	Frequency	TX 2472MHz
Simultaneous Factor10 log(n) (Note: “n” is antenna number)			3

Reference Level

Band Edge

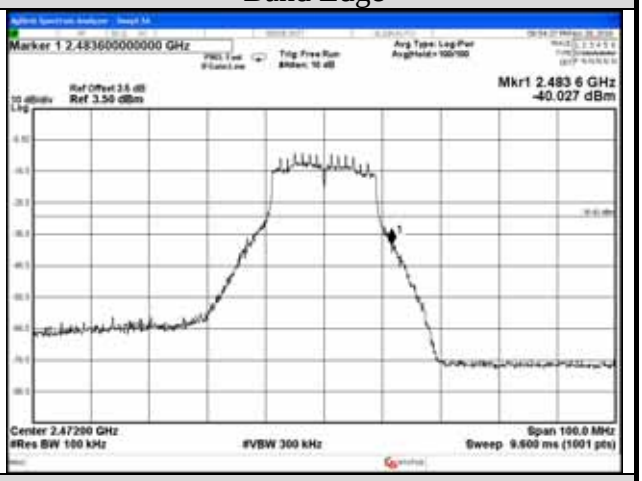

30MHz – 8GHz

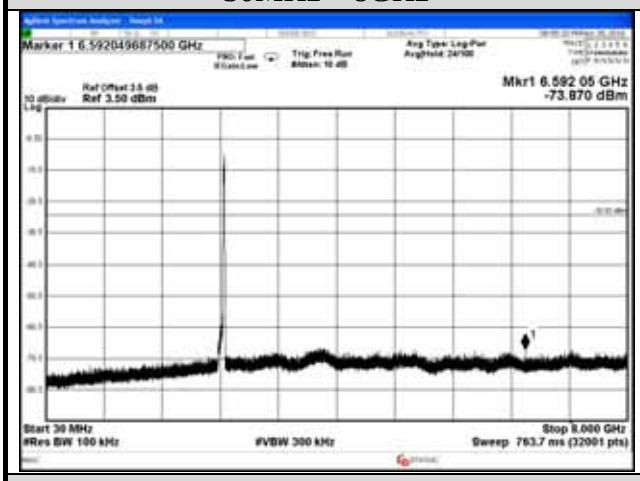

8GHz – 15GHz

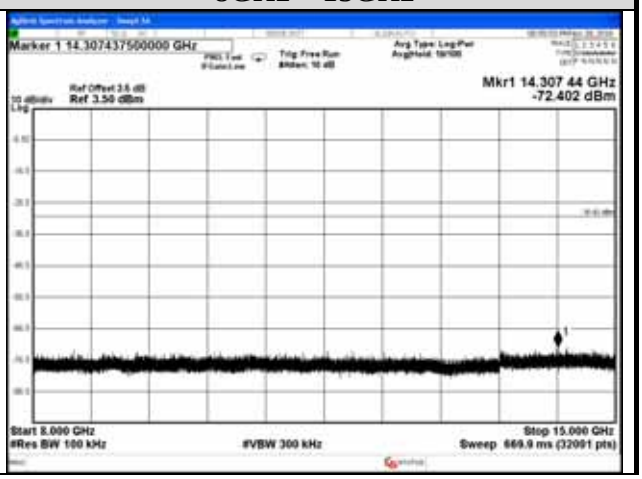

15GHz – 25GHz

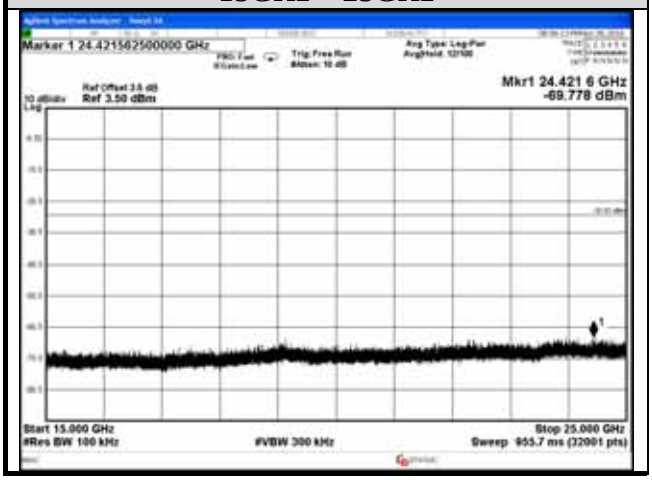

This test report may be reproduced in full only. The document may only be updated by AUDIX Technology Corp. personnel. Any changes will be noted in the Document History section of the report.

AUDIX Technology Corp.
No. 53-11, Dingfu, Linkou, Dist.,
New Taipei City244, Taiwan

Tel: +886 2 26099301
Fax: +886 2 26099303

Test Date	2016/11/17	Temp./Hum.	25℃/58%
Cable Loss	0.5dB	Test Voltage	AC 120V, 60Hz (via AC Adapter)
Mode	802.11n-HT40	Frequency	TX 2422MHz
Simultaneous Factor10 log(n) (Note: “n” is antenna number)			3

Reference Level

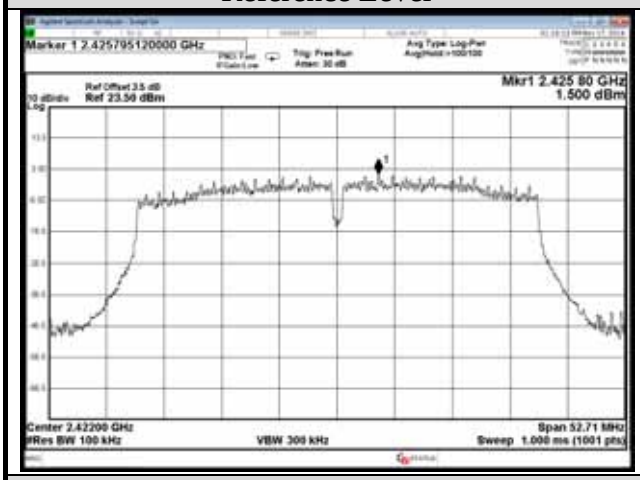

Band Edge

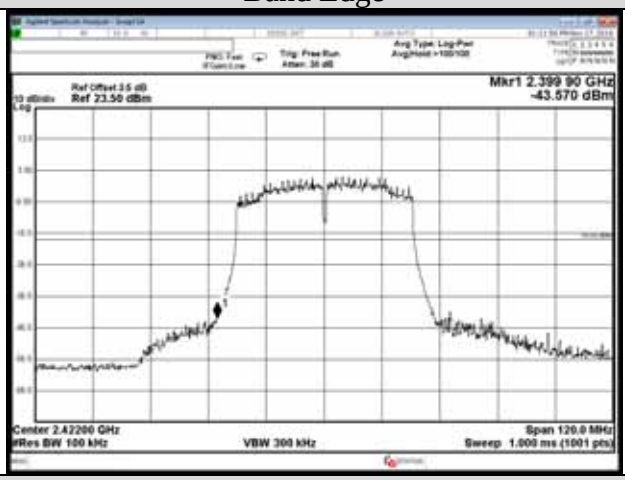

30MHz – 8GHz

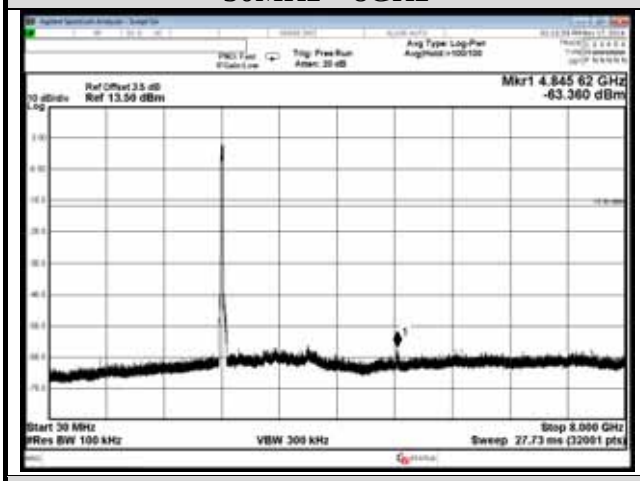

8GHz – 15GHz

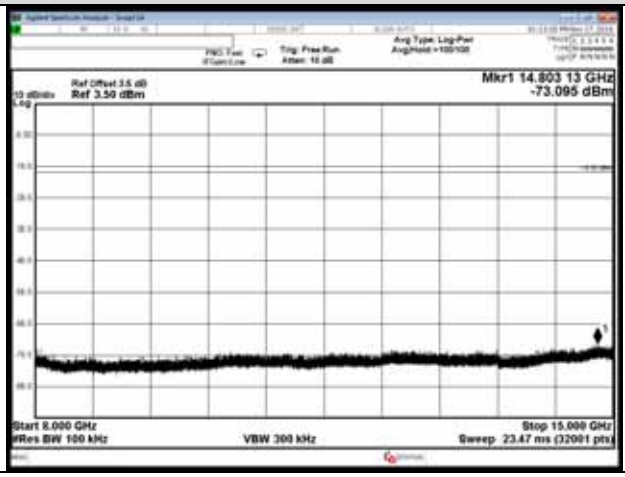

15GHz – 25GHz

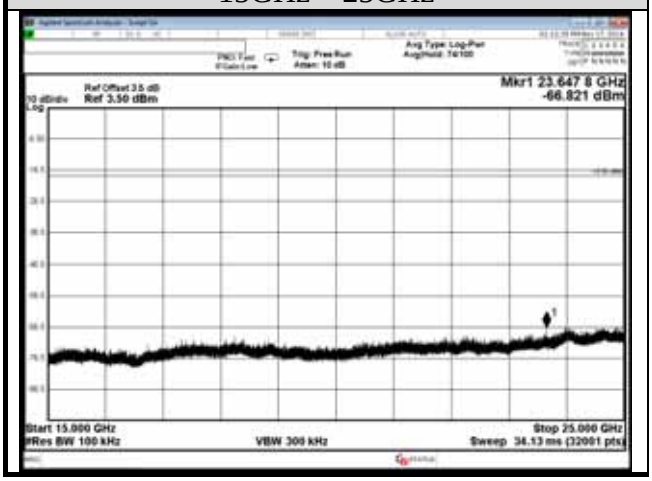

This test report may be reproduced in full only. The document may only be updated by AUDIX Technology Corp. personnel. Any changes will be noted in the Document History section of the report.

AUDIX Technology Corp.
No. 53-11, Dingfu, Linkou, Dist.,
New Taipei City244, Taiwan

Tel: +886 2 26099301
Fax: +886 2 26099303

Test Date	2016/11/17	Temp./Hum.	25℃/58%
Cable Loss	0.5dB	Test Voltage	AC 120V, 60Hz (via AC Adapter)
Mode	802.11n-HT40	Frequency	TX 2437MHz
Simultaneous Factor10 log(n) (Note: “n” is antenna number)			3

Reference Level

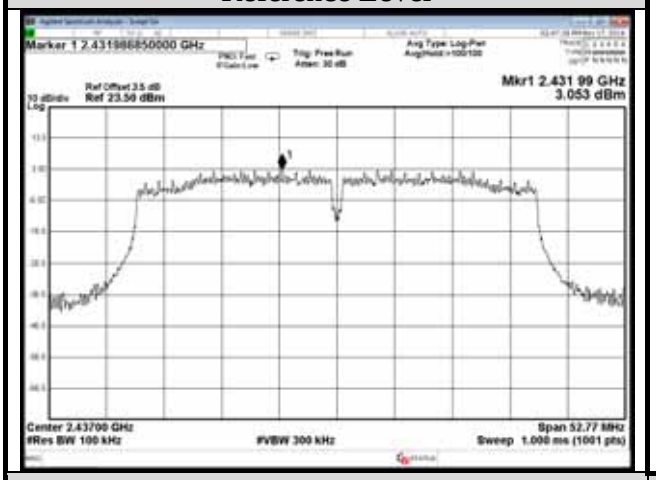

30MHz – 8GHz

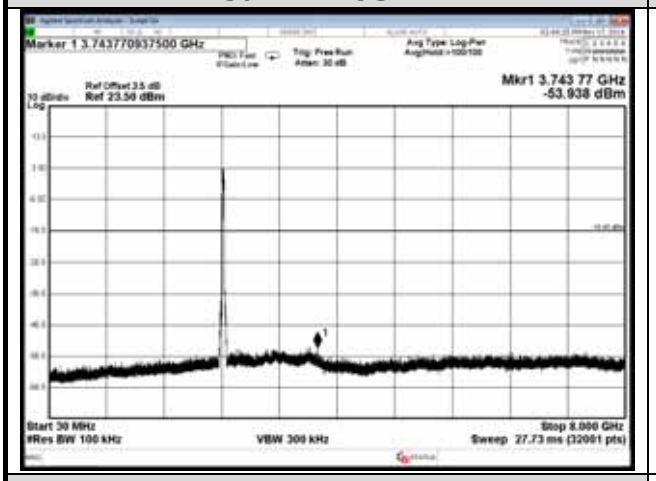

8GHz – 15GHz

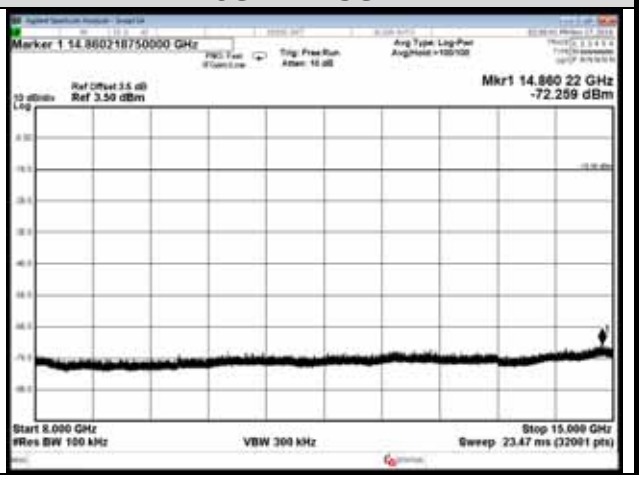

15GHz – 25GHz

This test report may be reproduced in full only. The document may only be updated by AUDIX Technology Corp. personnel. Any changes will be noted in the Document History section of the report.

AUDIX Technology Corp.
No. 53-11, Dingfu, Linkou, Dist.,
New Taipei City244, Taiwan

Tel: +886 2 26099301
Fax: +886 2 26099303

Test Date	2016/11/17	Temp./Hum.	25℃/58%
Cable Loss	0.5dB	Test Voltage	AC 120V, 60Hz (via AC Adapter)
Mode	802.11n-HT40	Frequency	TX 2452MHz
Simultaneous Factor10 log(n) (Note: “n” is antenna number)			3

Reference Level

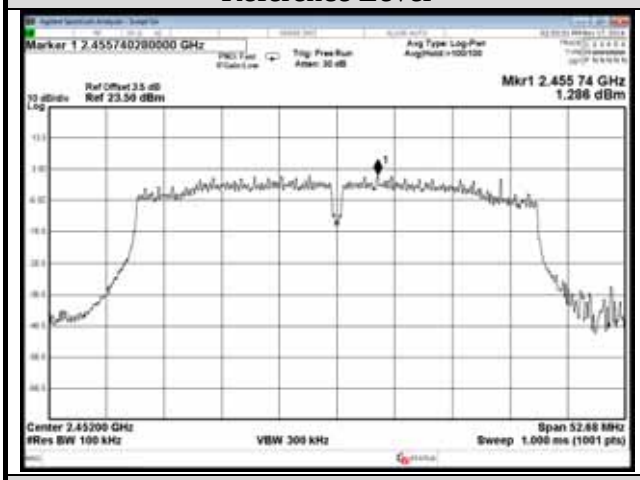

Band Edge

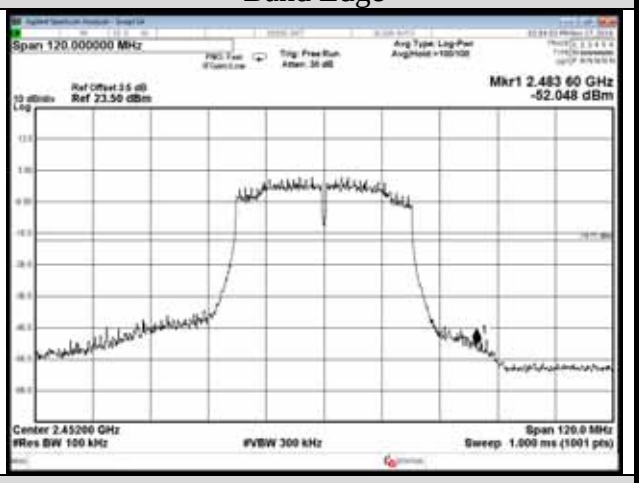

30MHz – 8GHz

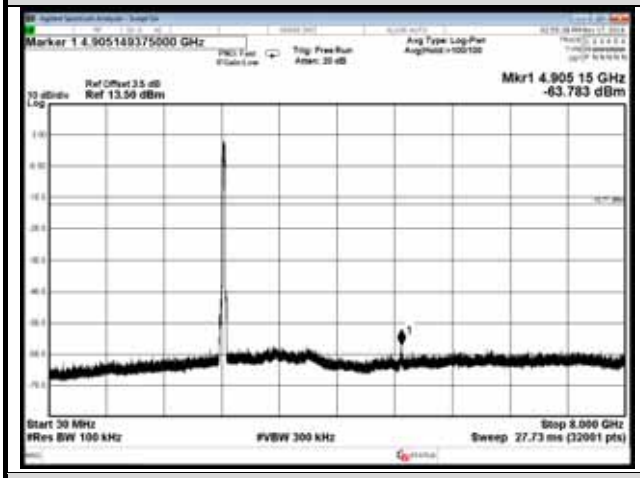

8GHz – 15GHz

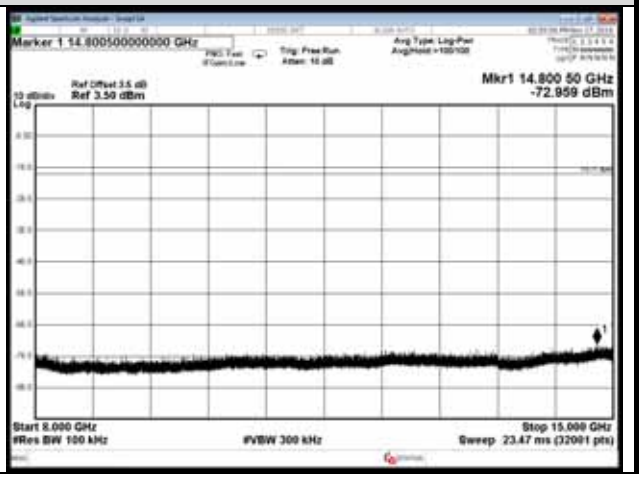

15GHz – 25GHz

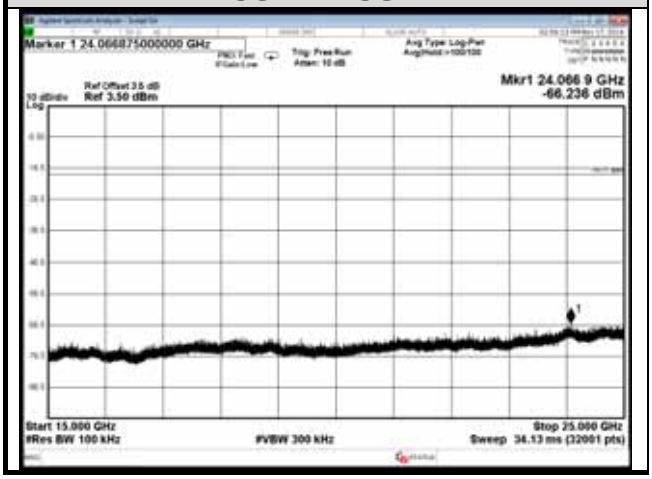

This test report may be reproduced in full only. The document may only be updated by AUDIX Technology Corp. personnel. Any changes will be noted in the Document History section of the report.

AUDIX Technology Corp.
No. 53-11, Dingfu, Linkou, Dist.,
New Taipei City244, Taiwan

Tel: +886 2 26099301
Fax: +886 2 26099303

Test Date	2016/11/28	Temp./Hum.	25℃/55%
Cable Loss	0.5dB	Test Voltage	AC 120V, 60Hz (via AC Adapter)
Mode	802.11n-HT40	Frequency	TX 2462MHz
Simultaneous Factor10 log(n) (Note: “n” is antenna number)			3

Reference Level

Band Edge

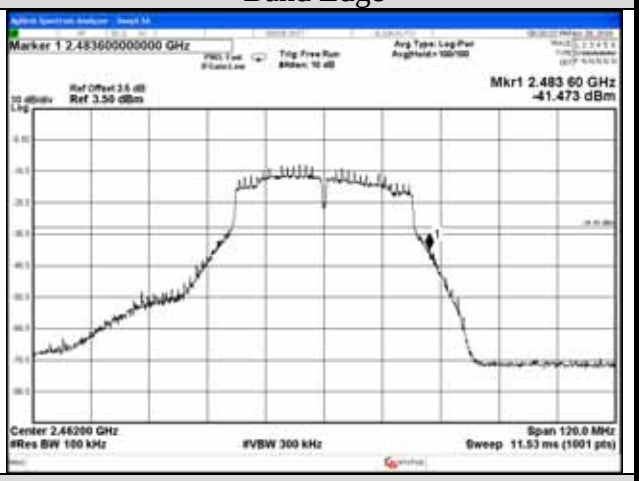

30MHz – 8GHz

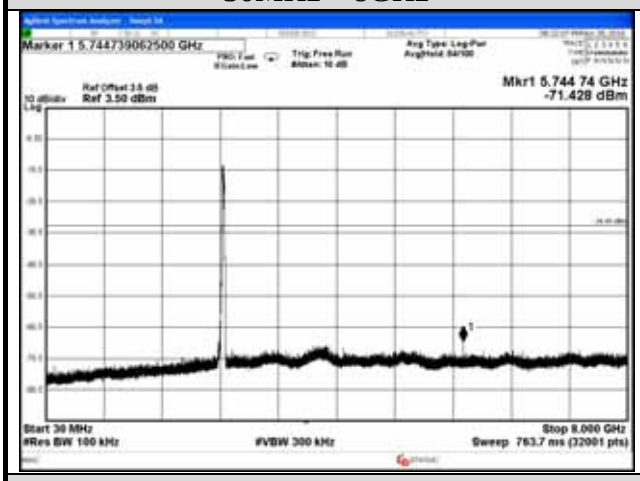

8GHz – 15GHz

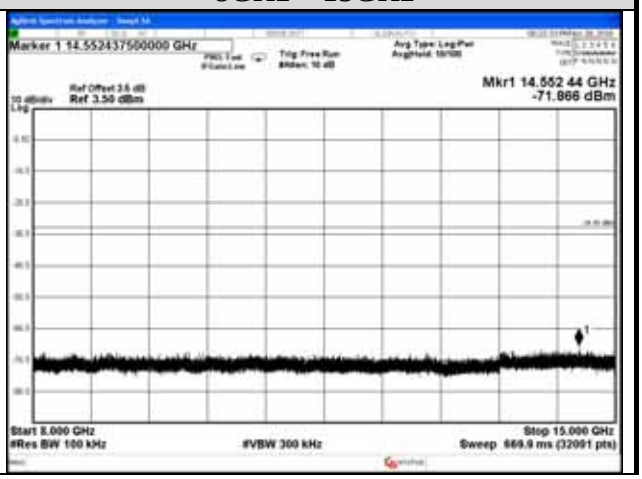

15GHz – 25GHz

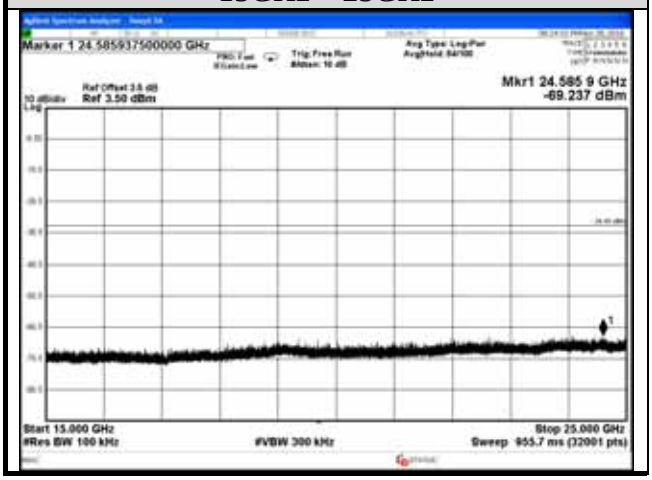

This test report may be reproduced in full only. The document may only be updated by AUDIX Technology Corp. personnel. Any changes will be noted in the Document History section of the report.

AUDIX Technology Corp.
No. 53-11, Dingfu, Linkou, Dist.,
New Taipei City244, Taiwan

Tel: +886 2 26099301
Fax: +886 2 26099303

Test Date	2016/11/17	Temp./Hum.	25℃/58%
Cable Loss	0.5dB	Test Voltage	AC 120V, 60Hz (via AC Adapter)
Mode	BLE	Frequency	TX 2402MHz
Simultaneous Factor10 log(n) (Note: “n” is antenna number)			0

Reference Level

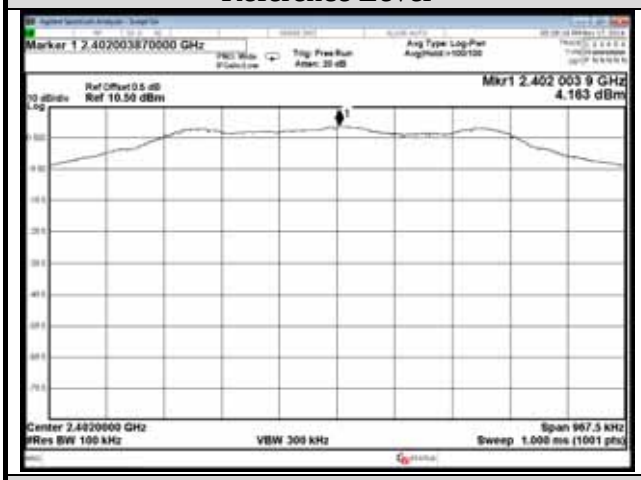

Band Edge

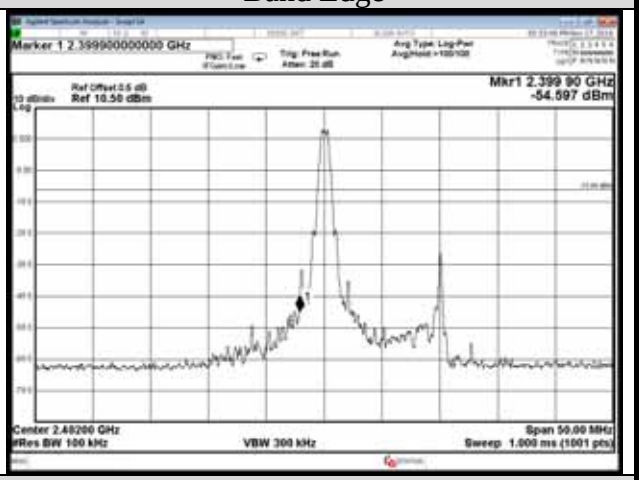

30MHz – 8GHz

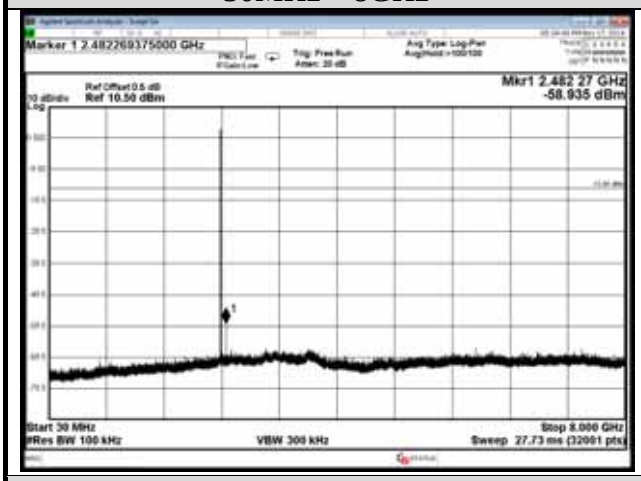

8GHz – 15GHz

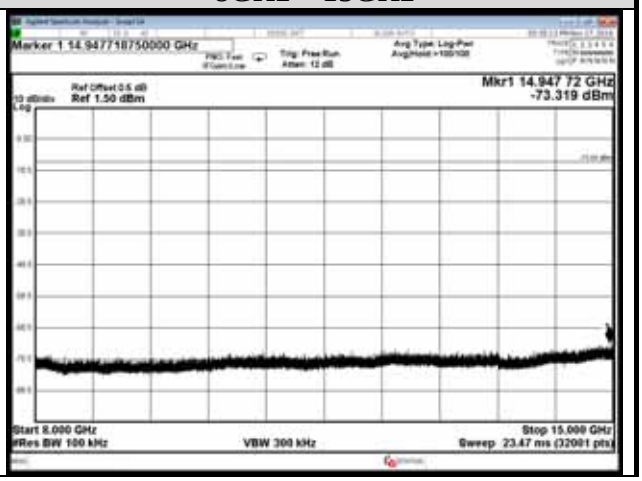

15GHz – 25GHz

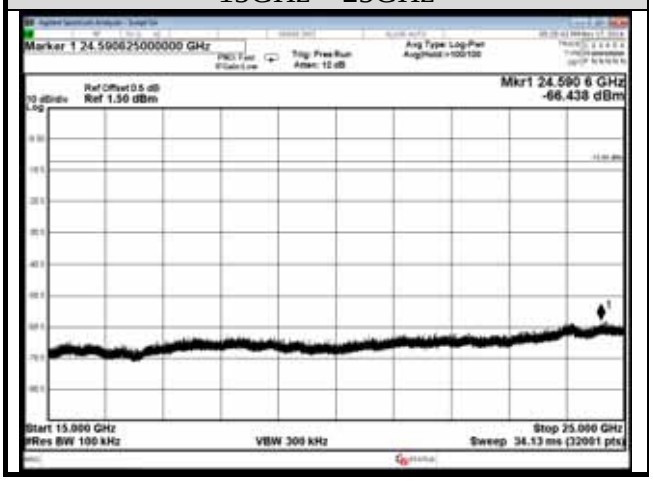

This test report may be reproduced in full only. The document may only be updated by AUDIX Technology Corp. personnel. Any changes will be noted in the Document History section of the report.

AUDIX Technology Corp.
No. 53-11, Dingfu, Linkou, Dist.,
New Taipei City244, Taiwan

Tel: +886 2 26099301
Fax: +886 2 26099303

Test Date	2016/11/17	Temp./Hum.	25℃/58%
Cable Loss	0.5dB	Test Voltage	AC 120V, 60Hz (via AC Adapter)
Mode	BLE	Frequency	TX 2440MHz
Simultaneous Factor10 log(n) (Note: “n” is antenna number)			0

Reference Level

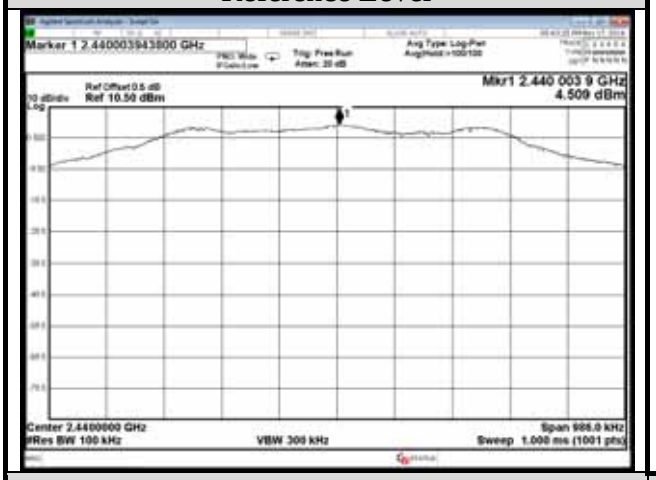

30MHz – 8GHz

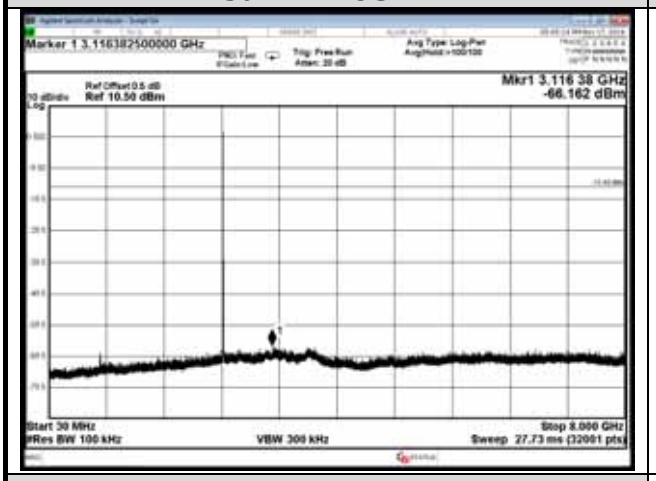

8GHz – 15GHz

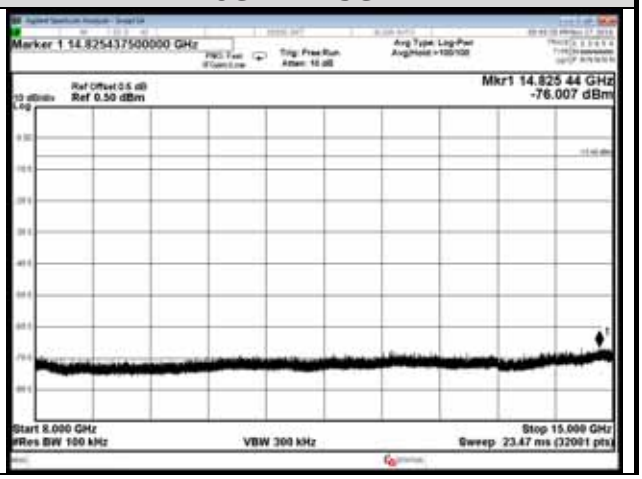

15GHz – 25GHz

This test report may be reproduced in full only. The document may only be updated by AUDIX Technology Corp. personnel. Any changes will be noted in the Document History section of the report.

AUDIX Technology Corp.
No. 53-11, Dingfu, Linkou, Dist.,
New Taipei City244, Taiwan

Tel: +886 2 26099301
Fax: +886 2 26099303

Test Date	2016/11/17	Temp./Hum.	25℃/58%
Cable Loss	0.5dB	Test Voltage	AC 120V, 60Hz (via AC Adapter)
Mode	BLE	Frequency	TX 2480MHz
Simultaneous Factor10 log(n) (Note: “n” is antenna number)			0

Reference Level

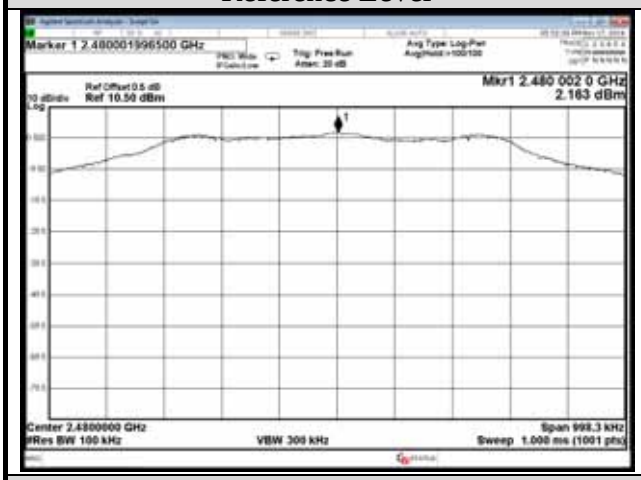

Band Edge

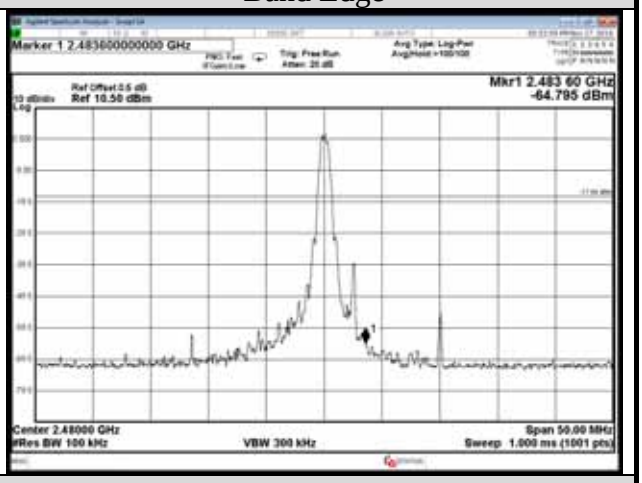

30MHz – 8GHz

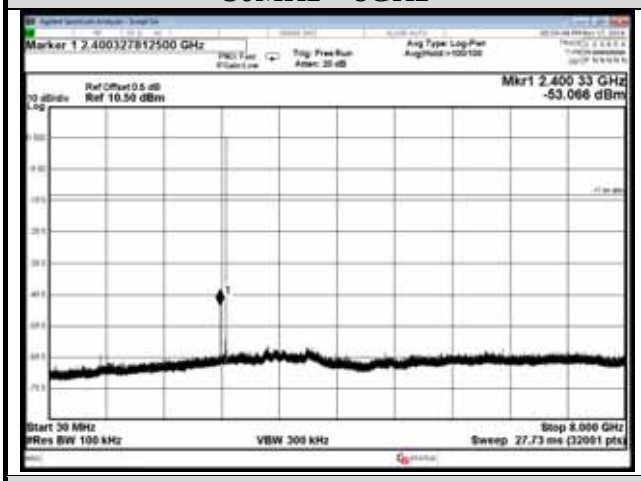

8GHz – 15GHz

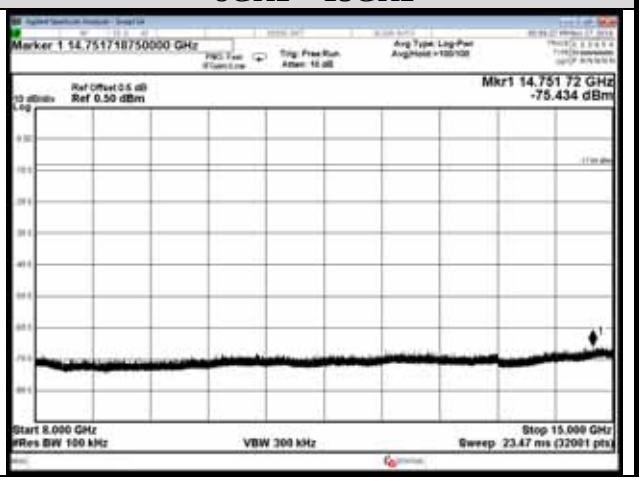

15GHz – 25GHz

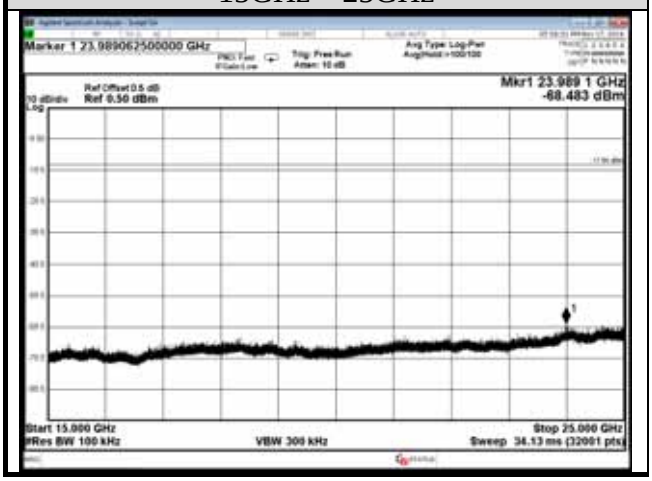

This test report may be reproduced in full only. The document may only be updated by AUDIX Technology Corp. personnel. Any changes will be noted in the Document History section of the report.

AUDIX Technology Corp.
No. 53-11, Dingfu, Linkou, Dist.,
New Taipei City244, Taiwan
Tel: +886 2 26099301
Fax: +886 2 26099303

A.4 POWER SPECTRAL DENSITY

Test Date	2016/11/17 ~ 28	Temp./Hum.	25℃/58%
Cable Loss	0.5dB	Test Voltage	AC 120V, 60Hz (via AC Adapter)
Simultaneous Factor10 log(n) (Note: “n” is antenna number)			3

A.4.1 Power Spectral Density Result

Modulation Type	Centre Frequency (MHz)	Power Spectral Density (dBm)	Limit
802.11b	2412	-2.235	< 8 dBm/3kHz
	2437	-2.683	
	2462	-2.160	
	2472	-15.041	
802.11g	2412	-6.235	
	2437	-4.399	
	2462	-5.618	
	2472	-26.838	
802.11n-HT20	2412	-7.671	
	2437	-7.557	
	2462	-5.972	
	2472	-24.710	
802.11n-HT40	2422	-11.743	
	2437	-9.289	
	2452	-11.100	
	2462	-29.150	
BLE	2402	4.163	
	2440	4.509	
	2480	2.163	

Note: All results have been included cable loss and Simultaneous Factor.

This test report may be reproduced in full only. The document may only be updated by AUDIX Technology Corp. personnel. Any changes will be noted in the Document History section of the report.

AUDIX Technology Corp.
No. 53-11, Dingfu, Linkou, Dist.,
New Taipei City244, Taiwan

Tel: +886 2 26099301
Fax: +886 2 26099303

A.4.2 Measurement Plots

802.11b	802.11g
	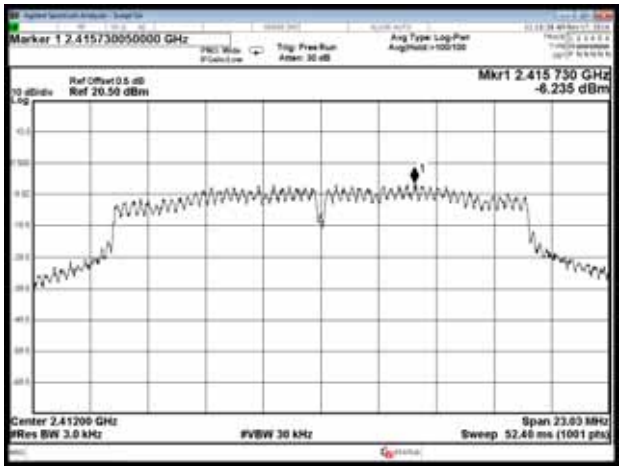
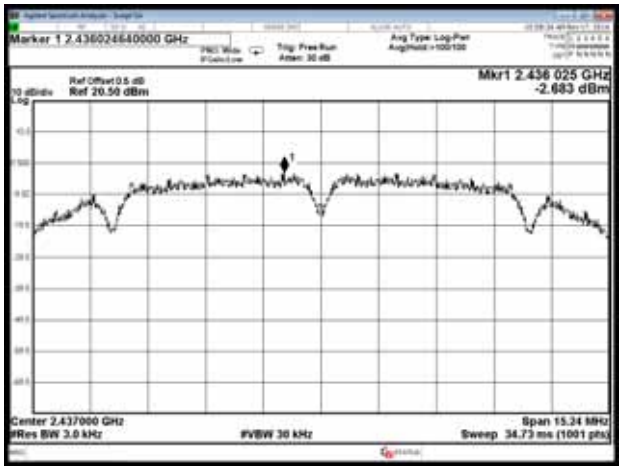	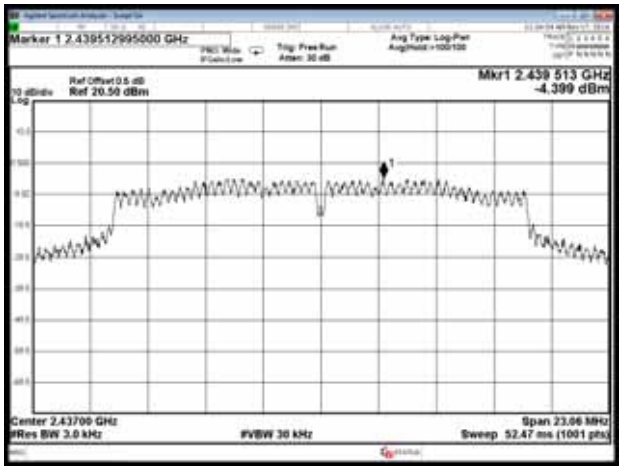
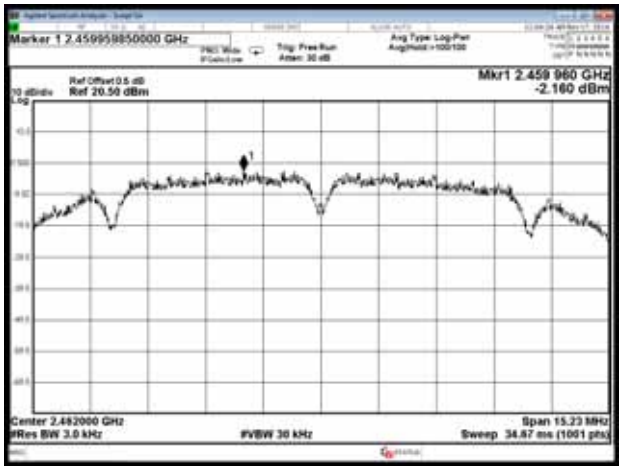	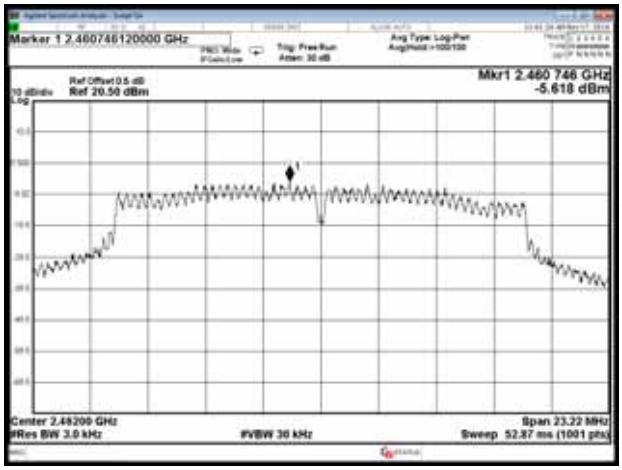

Note: All results have been included cable loss and Simultaneous Factor.

This test report may be reproduced in full only. The document may only be updated by AUDIX Technology Corp. personnel. Any changes will be noted in the Document History section of the report.

AUDIX Technology Corp.
No. 53-11, Dingfu, Linkou, Dist.,
New Taipei City244, Taiwan

Tel: +886 2 26099301
Fax: +886 2 26099303

802.11b	802.11g
	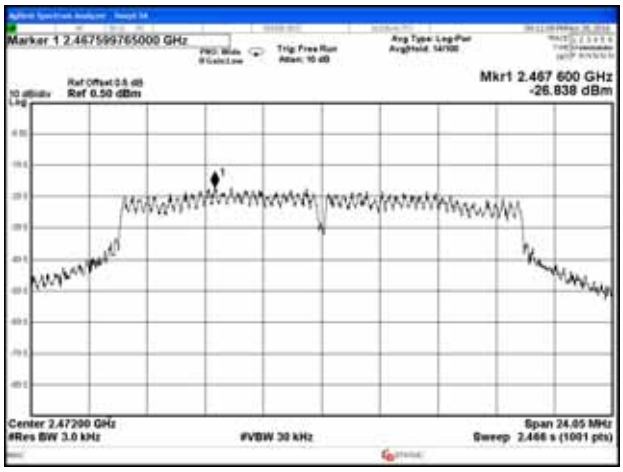

Note: All results have been included cable loss and Simultaneous Factor.

This test report may be reproduced in full only. The document may only be updated by AUDIX Technology Corp. personnel. Any changes will be noted in the Document History section of the report.

AUDIX Technology Corp.
No. 53-11, Dingfu, Linkou, Dist.,
New Taipei City244, Taiwan

Tel: +886 2 26099301
Fax: +886 2 26099303

802.11n-HT20	802.11n-HT40
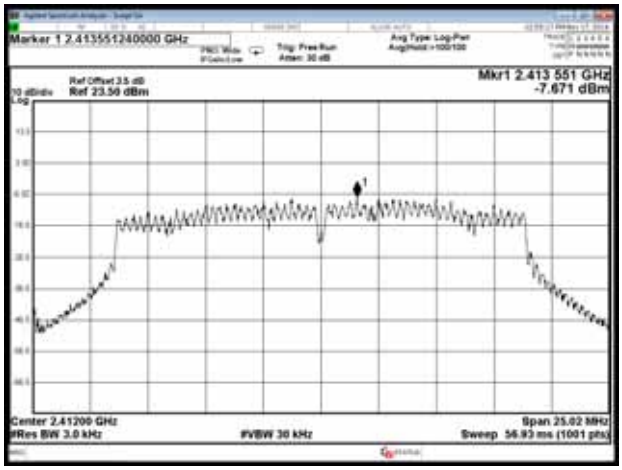	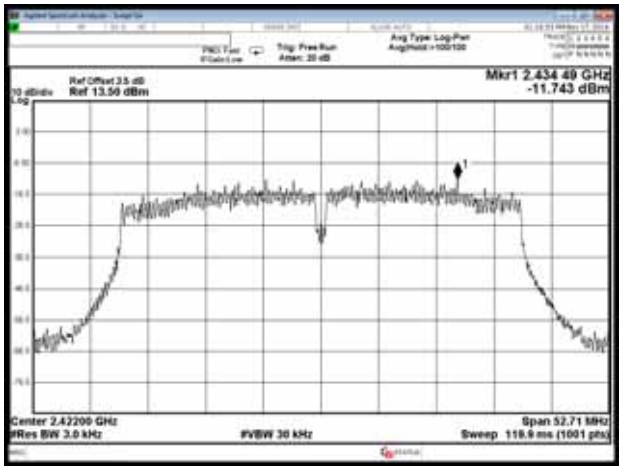
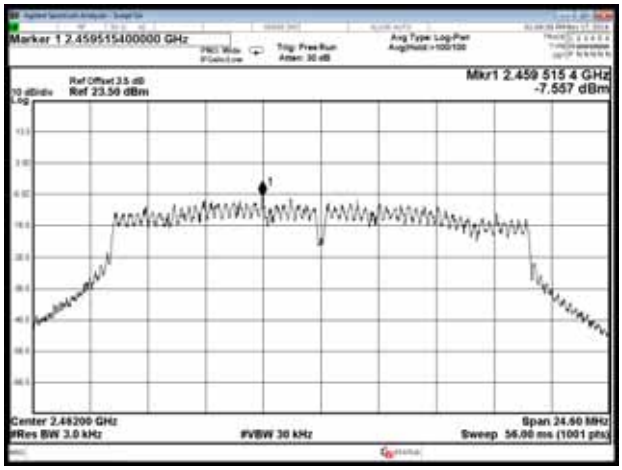	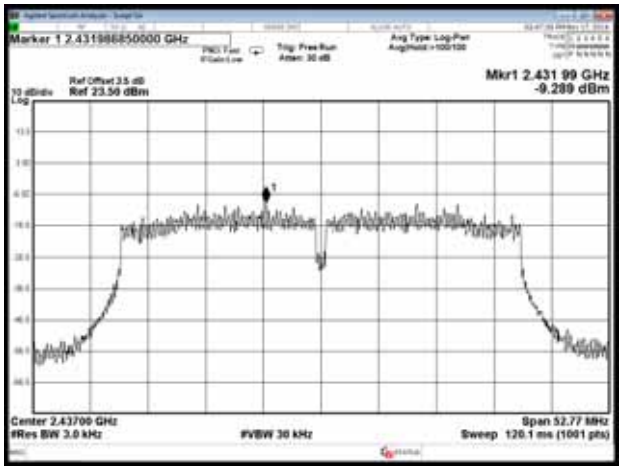
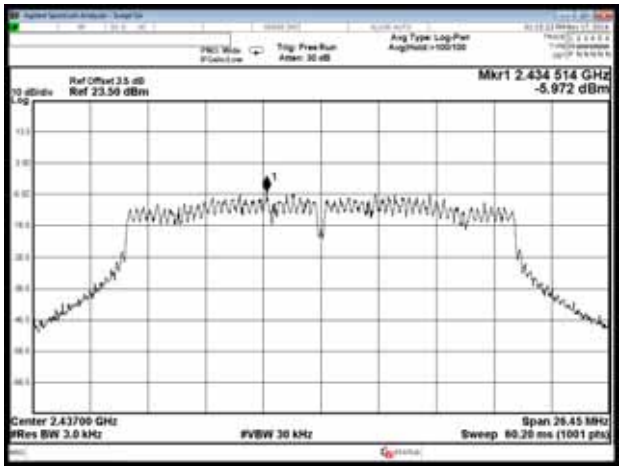	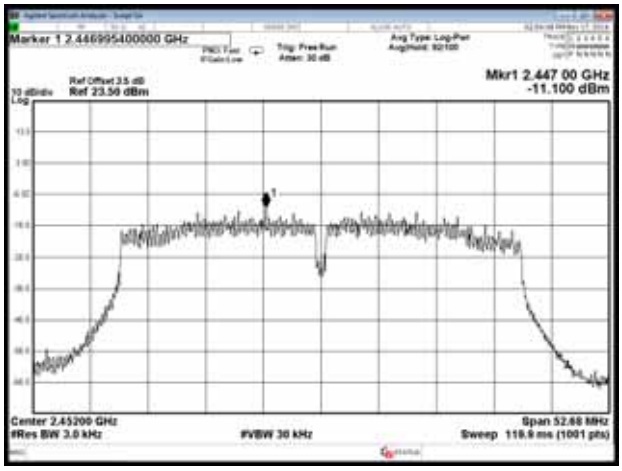

Note: All results have been included cable loss and Simultaneous Factor.

This test report may be reproduced in full only. The document may only be updated by AUDIX Technology Corp. personnel. Any changes will be noted in the Document History section of the report.

AUDIX Technology Corp.
No. 53-11, Dingfu, Linkou, Dist.,
New Taipei City244, Taiwan

Tel: +886 2 26099301
Fax: +886 2 26099303

802.11n-HT20	802.11n-HT40
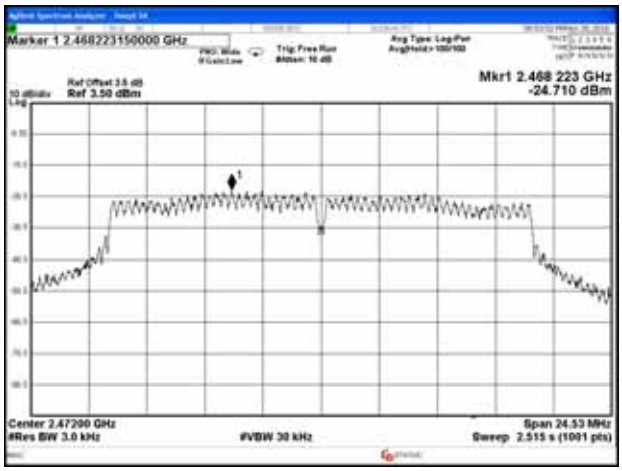	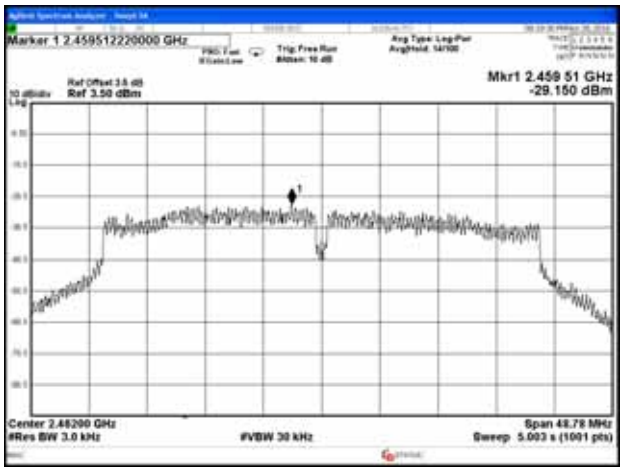

Note: All results have been included cable loss and Simultaneous Factor.

This test report may be reproduced in full only. The document may only be updated by AUDIX Technology Corp. personnel. Any changes will be noted in the Document History section of the report.

AUDIX Technology Corp.
No. 53-11, Dingfu, Linkou, Dist.,
New Taipei City244, Taiwan

Tel: +886 2 26099301
Fax: +886 2 26099303

BLE

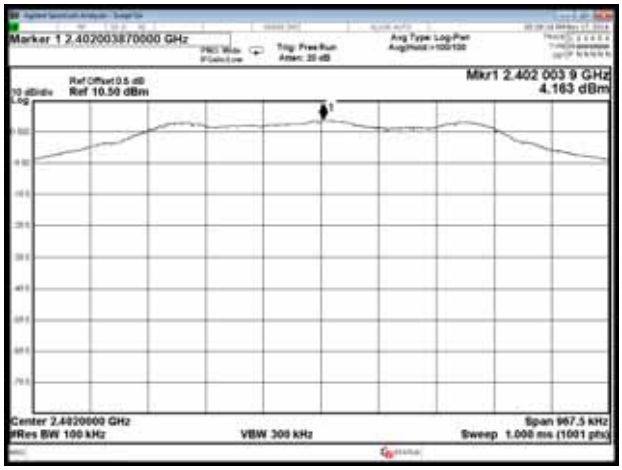

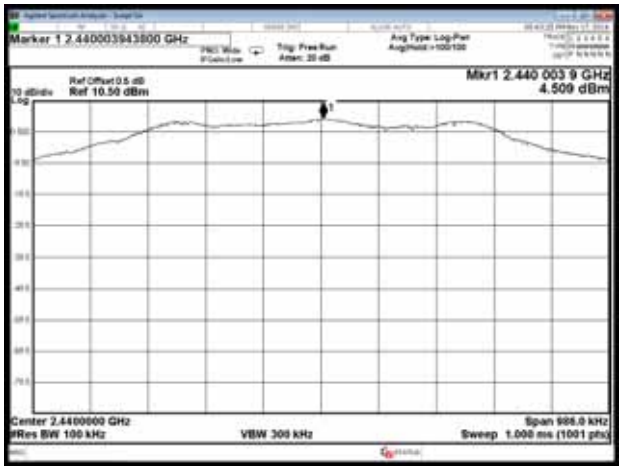

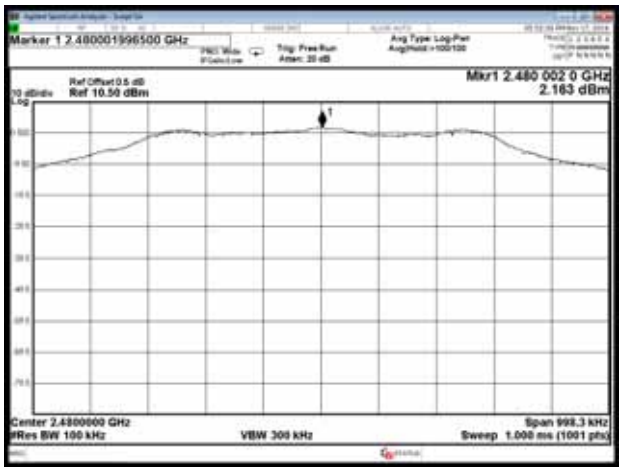

Note: All results have been included cable loss and Simultaneous Factor.

This test report may be reproduced in full only. The document may only be updated by AUDIX Technology Corp. personnel. Any changes will be noted in the Document History section of the report.