EUT Internal Photos

Figure 3
Internal View

Figure 4
Internal View (Keyboard)

Figure 5
Internal View



Figure 6
Internal View



Figure 7
M/N: LP140WFA-SPY1, LCD Panel, Front View

Figure 8
M/N: LP140WFA-SPY1, LCD Panel, Back View/ Label View

Figure 9
M/N: LBS1224E, Battery Pack, Front View

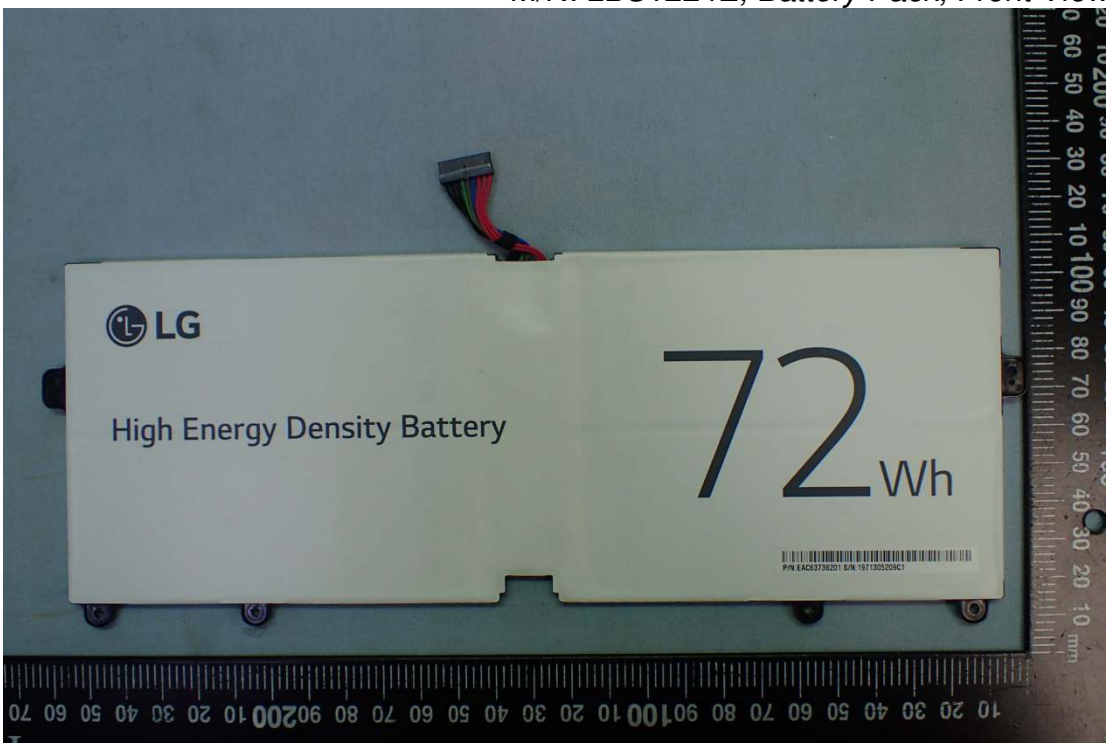

Figure 10
M/N: LBS1224E, Battery Pack, Back View



Figure 11
WLAN Combo Card View

Figure 12
WLAN Combo Card, Remove Cover



Figure 13
M/N WA-F-LBLB-04-058, WLAN Combo Antenna



Figure 14
WLAN Combo Antenna Position



Figure 15
Main Board, Front View



Figure 16
Main Board, Back View



Figure 17
SUB Board, Front View



Figure 18
SUB Board, Back View



Figure 19
M/N: i5-10210U, CPU View



Figure 20
M/N: i7-10510U , CPU View



Figure 21
SSD (512GB), Front View

Figure 22
SSD (512GB), Back View

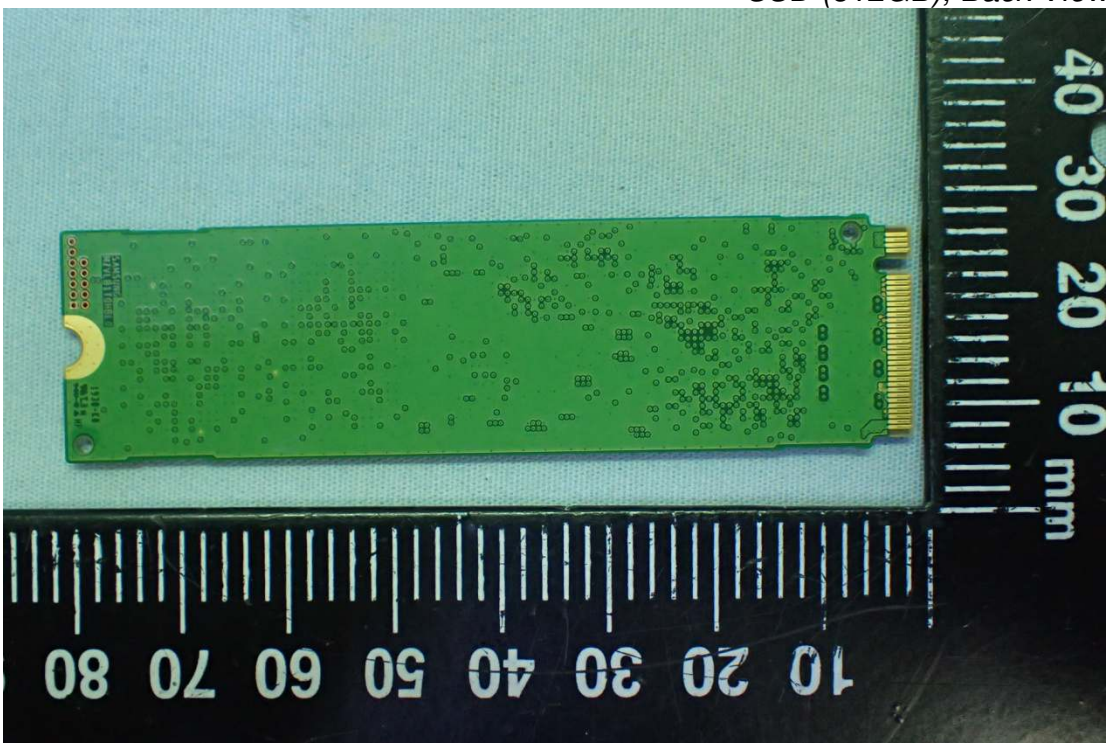

Figure 23
SSD (256GB), Front View



Figure 24
SSD (2566GB), Back View



Figure 25
RAM (On Board), Front View



Figure 26
RAM (On Board), Back View



Figure 27
RAM (On Card), Front View



Figure 28
RAM (On Card), Back View



Figure 29
Finger Print, Front View



Figure 30
Finger Print , Back View



Figure 31
Finger Print, Front View



Figure 32
Finger Print , Back View



Figure 33
10/100/1000 Megabit Ethernet, LAN Gender View



Figure 34
10/100/1000 Megabit Ethernet, LAN Gender View



Figure 35
10/100 Megabit Ethernet, LAN Gender View



Figure 36
10/100 Megabit Ethernet, LAN Gender View



Figure 37
AC Adapter, Front View



Figure 38
AC Adapter, Front View



Figure 39
AC Adapter, Back View

Figure 40
AC Adapter, Back View

Figure 41
AC Adapter, AC Inlet View

Figure 42
AC Adapter, AC Inlet View

Figure 43
AC Adapter, Label View

Figure 44
AC Adapter, Label View

Figure 45
AC Power Cord


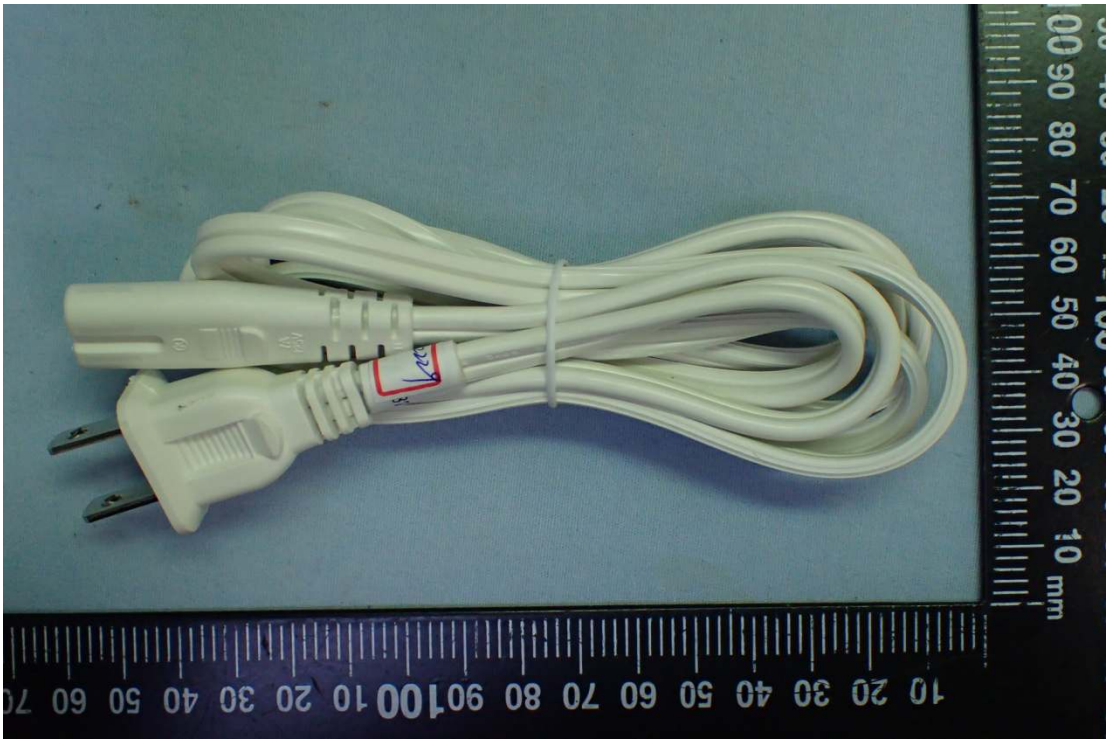
Figure 46
AC Power Cord