Audix Technology Corp.
No. 491, Zhongfu Rd., Linkou Dist.,
New Taipei City244,Taiwan

Tel: +886 2 26099301
Fax: +886 2 26099303

FCC 2.1093
SAR Test Report

for

LG Electronics Inc.

222, LG-ro Jinwi-myeon, Pyeongtaek-Si, Gyeonggi-Do, 451-713, Korea

Product Name	**:**	**Notebook PC**
Model Name	**:**	**(1)15Z90P (2)15ZB90P (3)15ZD90P (4)15ZG90P (5)15ZC90P**
Brand		**LG**
FCC ID	**:**	**BEJNT-15Z90P**

Prepared by: **:** **AUDIX Technology Corporation, EMC Department**

Testing Laboratory
1724

The test report is based on a single evaluation of one sample of the above-mentioned products. It does not imply an assessment of the whole production and does not permit the use of the test lab logo.

This test report may be reproduced in full only. The document may only be updated by Audix Technology Corp. personnel. Any changes will be noted in the Document History section of the report.

Audix Technology Corp.
No. 491, Zhongfu Rd., Linkou Dist.,
New Taipei City244,Taiwan
Tel: +886 2 26099301
Fax: +886 2 26099303

TABLE OF CONTENTS

Description Page

TEST REPORT 3
1. REVISION RECORD OF TEST REPORT 4
2. SUMMARY OF TEST RESULTS 5
3. GENERAL INFORMATION 6
3.1. Description of Application 6
3.2. Description of EUT 7
3.3. Reference Test Guidance 8
3.4. Antenna Information 8
3.5. EUT Specifications Assessed in Current Report 9
3.6. Description of Key Components 11
3.7. Test Environment 14
3.8. Description of Test Facility 14
3.9. Measurement Uncertainty 15
4. MEASUREMENT EQUIPMENTLIST 17
5. SAR MEASUREMENT SYSTEM 18
5.1. Definition of Specific Absorption Rate (SAR) 18
5.2. SPEAG DASY System 18
5.3. SAR System Verification 26
5.4. SAR Measurement Procedure 32
6. SAR MEASUREMENT EVALUATION 35
6.1. EUT Configuration and Setting 35
6.2. EUT Testing Position 36
6.3. Tissue Calibration Result 37
6.4. SAR Exposure Limits 38
6.5. Conducted Power Measurement 39
6.6. SAR Test Result 47

APPENDIX A TEST DATA AND PLOTS
APPENDIX B TESTPHOTOGRAPHS

This test report may be reproduced in full only. The document may only be updated by Audix Technology Corp. personnel. Any changes will be noted in the Document History section of the report.

Audix Technology Corp.
No. 491, Zhongfu Rd., Linkou Dist.,
New Taipei City244,Taiwan

Tel: +886 2 26099301
Fax: +886 2 26099303

TEST REPORT

Applicant	:	LG Electronics Inc.
Manufacturer	:	LG Electronics Inc.
Factory	:	LG Electronics Nanjing New Technology Co., Ltd.
EUT Description		
(1) Product	:	Notebook PC
(2) Model	:	(1)15Z90P (2)15ZB90P (3)15ZD90P (4)15ZG90P (5)15ZC90P
(3) Brand	:	LG
(4) Power Supply	:	DC 20V, 3.25A

Applicable Standards:

47 CFR FCC Part 2(§2.1093)
IEEE 1528-2013

Audix Technology Corp. tested the equipment mentioned in accordance with the requirements set forth in the above standards. Test results indicate that the equipment tested is capable of demonstrating compliance with the requirements as documented within this report.
Audix Technology Corp. does not assume responsibility for any conclusions and generalizations drawn from the test results with regard to other specimens and samples.

Date of Report: 2021. 03. 11

Reviewed by: Annie Yu (Annie Yu/Administrator)

Approved by: Johnny Hsueh (Johnny Hsueh/Section Manager)

This test report may be reproduced in full only. The document may only be updated by Audix Technology Corp. personnel. Any changes will be noted in the Document History section of the report.

Audix Technology Corp.
No. 491, Zhongfu Rd., Linkou Dist.,
New Taipei City244,Taiwan

Tel: +886 2 26099301
Fax: +886 2 26099303

1. REVISION RECORD OF TEST REPORT

Edition No	Issued Date	Revision Summary	Report Number
0	2021. 03. 11	Original Report	EM-SR210006

This test report may be reproduced in full only. The document may only be updated by Audix Technology Corp. personnel. Any changes will be noted in the Document History section of the report.

Audix Technology Corp.
No. 491, Zhongfu Rd., Linkou Dist.,
New Taipei City244,Taiwan
Tel: +886 2 26099301
Fax: +886 2 26099303

2. SUMMARY OF TEST RESULTS

Test SKU: SKU #1 (with INPAQ Antenna)

Highest Simultaneous Transmission SAR	Reported Body SAR_{1g}
WLAN 2.4G ANT Main+ WLAN 2.4G ANT AUX	0.205 (W/kg)
WLAN 2.4G ANT AUX+ BT ANT AUX	0.101 (W/kg)
WLAN 5G ANT AUX+ BT ANT AUX	0.373 (W/kg)
WLAN 5G ANT Main+ WLAN 5 ANT AUX	0.628 (W/kg)
WLAN 5G ANT Main+ WLAN 5 ANT AUX + BT ANT AUX	0.654 (W/kg)
Note: 1. The SAR limit (SAR1g 1.6 W/kg) for general population / uncontrolled exposure is specified in FCC 47 CFR part 2 (2.1093). 2. It is calculated from scale SAR.	

Test SKU: SKU #2 (with LUXSHARE-ICT Antenna)

Highest Simultaneous Transmission SAR	Reported Body SAR_{1g}
WLAN 2.4G ANT Main+ WLAN 2.4G ANT AUX	0.203 (W/kg)
WLAN 2.4G ANT AUX+ BT ANT AUX	0.055 (W/kg)
WLAN 5G ANT AUX+ BT ANT AUX	0.644 (W/kg)
WLAN 5G ANT Main+ WLAN 5 ANT AUX	1.038 (W/kg)
WLAN 5G ANT Main+ WLAN 5 ANT AUX + BT ANT AUX	1.060 (W/kg)
Note: 1. The SAR limit (SAR1g 1.6 W/kg) for general population / uncontrolled exposure is specified in FCC 47 CFR part 2 (2.1093). 2. It is calculated from scale SAR.	

This test report may be reproduced in full only. The document may only be updated by Audix Technology Corp. personnel. Any changes will be noted in the Document History section of the report.

Audix Technology Corp.
No. 491, Zhongfu Rd., Linkou Dist.,
New Taipei City244,Taiwan
Tel: +886 2 26099301
Fax: +886 2 26099303

3. GENERAL INFORMATION

3.1. Description of Application

Applicant	LG Electronics Inc. 222, LG-ro Jinwi-myeon, Pyeongtaek-Si, Gyeonggi-Do, 451-713, Korea
Manufacturer	LG Electronics Inc. 222, LG-ro Jinwi-myeon, Pyeongtaek-Si, Gyeonggi-Do, 451-713, Korea
Factory	LG Electronics Nanjing New Technology Co., Ltd. No.346,Yaoxin Road, Economic & Technical Development Zone, Nanjing, China.
Product	Notebook PC
Model	(1)15Z90P (2)15ZB90P (3)15ZD90P (4)15ZG90P (5)15ZC90P The difference between all models is different in the sales customers.
Brand	LG

This test report may be reproduced in full only. The document may only be updated by Audix Technology Corp. personnel. Any changes will be noted in the Document History section of the report.

Audix Technology Corp.
No. 491, Zhongfu Rd., Linkou Dist.,
New Taipei City244,Taiwan

Tel: +886 2 26099301
Fax: +886 2 26099303

3.2. Description of EUT

<table>
<tr><td>Test Model</td><td>15Z90P</td></tr>
<tr><td>Serial Number</td><td>N/A</td></tr>
<tr><td>Power Rating</td><td>DC 20V, 3.25A</td></tr>
<tr><td>RF Features</td><td>WLAN:802.11 a/b/g/n/ac/ax
Bluetooth: BT and BLE (BT 5.0)</td></tr>
<tr><td>Transmit Type</td><td>
<table>
<tr><th colspan="2">2.4 GHz</th></tr>
<tr><td>802.11b</td><td>1T1R</td></tr>
<tr><td>802.11g</td><td>1T1R</td></tr>
<tr><td>802.11n-HT20</td><td>2T2R</td></tr>
<tr><td>802.11n-HT40</td><td>2T2R</td></tr>
<tr><td>802.11ax-HE20</td><td>2T2R</td></tr>
<tr><td>802.11ax-HE40</td><td>2T2R</td></tr>
<tr><td>BT/BLE</td><td>1T1R</td></tr>
</table>
<table>
<tr><th colspan="2">U-NII Bands</th></tr>
<tr><td>802.11a</td><td>1T1R</td></tr>
<tr><td>802.11n-HT20/802.11ac-VHT20/802.11ax-HE20</td><td>2T2R</td></tr>
<tr><td>802.11n-HT40/802.11ac-VHT40/802.11ax-HE40</td><td>2T2R</td></tr>
<tr><td>802.11ac-VHT80/802.11ax-HE80</td><td>2T2R</td></tr>
<tr><td>802.11ac-VHT160/802.11ax-HE160</td><td>2T2R</td></tr>
</table>
The MIMO is uncorrelated and supported SDM mode only.
</td></tr>
<tr><td>Software Version</td><td>N/A</td></tr>
<tr><td>Sample Status</td><td>Mass production</td></tr>
<tr><td>Test Sample</td><td>
<table>
<tr><th>Sample No.</th><th>Test Item</th><th>Firmware</th></tr>
<tr><td>03</td><td>SAR</td><td>N/A</td></tr>
<tr><td>04</td><td>SAR</td><td>N/A</td></tr>
</table>
</td></tr>
<tr><td>Date of Receipt</td><td>2021. 02. 05</td></tr>
<tr><td>Date of Test</td><td>2021. 02. 18 ~ 22</td></tr>
<tr><td>Interface Ports of EUT</td><td>• One Micro SD Card Slot
• One Earphone Port
• Two USB 3.0 Ports
• Two USB Type C Ports
• One HDMI Port</td></tr>
<tr><td>Accessories Supplied</td><td>• AC Adapter
• LAN Gender</td></tr>
</table>

This test report may be reproduced in full only. The document may only be updated by Audix Technology Corp. personnel. Any changes will be noted in the Document History section of the report.

Audix Technology Corp.
No. 491, Zhongfu Rd., Linkou Dist.,
New Taipei City244,Taiwan
Tel: +886 2 26099301
Fax: +886 2 26099303

3.3. Reference Test Guidance

KDB 447498 D01 General RF Exposure Guidance v06
KDB 865664 D01 SAR Measurement 100MHz to 6GHz v01r04
KDB 616217 D04 SAR for laptop and tablets v01r02

3.4. Antenna Information

No.	Antenna Part Number	Manufacture	Antenna Type	Frequency (MHz)	Max Gain(dBi)
1.	WA-P-LELE-04-002 (Main)	INPAQ	Mono-Pole	2400~2500	5.0
				5100-5250	3.8
				5250-5350	3.8
				5350-5750	2.4
				5750~5850	2.7
	WA-P-LELE-04-002 (AUX)	INPAQ	Mono-Pole	2400~2500	5.7
				5100-5250	3.8
				5250-5350	3.8
				5350-5750	2.4
				5750~5850	2.7
2	L1LRF004-CS-H (Main)	LUXSHARE-ICT	Mono-Pole	2400~2500	1.8
				5150-5250	2.0
				5250-5350	2.2
				5350-5725	2.8
				5725~5850	2.2
	L1LRF004-CS-H (AUX)	LUXSHARE-ICT	Mono-Pole	2400~2500	1.6
				5150-5250	2.0
				5250-5350	2.0
				5350-5725	2.6
				5725~5850	2.7

This test report may be reproduced in full only. The document may only be updated by Audix Technology Corp. personnel. Any changes will be noted in the Document History section of the report.

Audix Technology Corp.
No. 491, Zhongfu Rd., Linkou Dist.,
New Taipei City244,Taiwan

Tel: +886 2 26099301
Fax: +886 2 26099303

3.5. EUT Specifications Assessed in Current Report

2.4GHz		
Mode	Fundamental Range (MHz)	Channel Number
802.11b	2412-2472	13
802.11g		13
802.11n-HT20		13
802.11n-HT40	2422-2462	9
Bluetooth	2402-2480	79
BLE	2402-2480	40

5GHz			
Mode	U-NII Band	Fundamental Range (MHz)	Channel Number
802.11a	I	5180-5240	4
	2A	5260-5320	4
	2C	5500-5720	12
	III	5745-5825	5
802.11n-HT20/ 802.11ac-VHT20 802.11ax-HE20	I	5180-5240	4
	2A	5260-5320	4
	2C	5500-5720	12
	III	5745-5825	5
802.11n-HT40/ 802.11ac-VHT40 802.11ax-HE40	I	5190-5230	2
	2A	5270-5310	2
	2C	5510-5710	6
	III	5755-5795	2
802.11ac-VHT80 802.11ax-HE80	I	5210	1
	2A	5290	1
	2C	5530-5690	3
	III	5775	1
802.11ac-VHT160 /802.11ax-HE160	I	5250	1
	2A		
	2C	5570	1
Remark: U-NII Band 2A and 2C (DFS Function, Slave/no In service monitor, no Ad-Hoc mode)			

This test report may be reproduced in full only. The document may only be updated by Audix Technology Corp. personnel. Any changes will be noted in the Document History section of the report.

Audix Technology Corp.
No. 491, Zhongfu Rd., Linkou Dist.,
New Taipei City244,Taiwan
Tel: +886 2 26099301
Fax: +886 2 26099303

Mode	Modulation	Data Rate (Mbps)
802.11b	DSSS (DBPSK/DQPSK/CCK)	Up to 11
802.11g	OFDM (BPSK/QPSK/16QAM/64QAM)	Up to 54
802.11a	OFDM (BPSK/QPSK/16QAM/64QAM)	Up to 54
802.11n-HT20	OFDM (BPSK/QPSK/16QAM/64QAM)	Up to 144.4
802.11n-HT40		Up to 300
802.11ac-VHT20	OFDM (BPSK/QPSK/16QAM/64QAM/256QAM)	Up to 173.3
802.11ac-VHT40		Up to 400
802.11ac-VHT80		Up to 866.7
802.11ac-VHT160		Up to 1733.3
802.11ax-HE20	OFDMA (BPSK/ QPSK/ 16QAM/ 64QAM/ 256QAM/1024QAM)	Up to 287
802.11ax-HE40		Up to 574
802.11ax-HE80		Up to 1201
802.11ax-HE160		Up to 2402
Bluetooth	FHSS (GFSK, π/4 DQPSK, 8-DPSK)	1/2/3
BLE	GFSK (1M, 2M, PHY Coded S8, PHY Coded S2)	2

This test report may be reproduced in full only. The document may only be updated by Audix Technology Corp. personnel. Any changes will be noted in the Document History section of the report.

Audix Technology Corp.
No. 491, Zhongfu Rd., Linkou Dist.,
New Taipei City244,Taiwan

Tel: +886 2 26099301
Fax: +886 2 26099303

3.6. Description of Key Components

3.6.1. For the All Component Lists

Item	Supplier	Model / Type	Character
System	Microsoft	Win10 Home	---
		Win10 Pro	---
Main Board	LG	Blanc MAIN B/D PCB (with TPM IC)	Manufacturer: #1 HannstarBoardTech(Jiang Yin)Corp.,Ltd. #2 Elec&Eltek Company (MCO) Limited.
		Blanc MAIN B/D PCB (without TPM IC)	
WLAN SUB Board	LG	15/16Z90P SUB B/D	Manufacturer: #1 HannstarBoardTech(Jiang Yin)Corp.,Ltd. #2 Elec&Eltek Company (MCO) Limited. #3 JiangSu HuaShen Electronic co.,ltd (HXF)
Intel CPU (Socket: FCBGA1449)	Intel	i7-1165G7	2.80GHz
	Intel	i5-1135G7	2.4GHz
	Intel	i3-1115G4	3.00GHz
15.6” LCD Panel	LG Display	LP156WFD	Resolution: 1920 x 1080, 60Hz FHDIPS (Touch)
15.6” LCD Panel	LG Display	LP156WFC	Resolution: 1920 x 1080, 60Hz FHDIPS (Normal Non Touch)
Storage (SSD)	SK hynix	HFS256GD9TNG-L2A0A	256GB (M.2)
		HFS512GD9TNG-L2A0A	512GB (M.2)
		HFS001TD9TNG-L2A0A	1TB (M.2)
	Samsung	MZ-VLB256B	256GB (M.2)
		MZ-VLB512B	512GB (M.2)
		MZ-VLB1T0B	1TB(M.2)
Memory (RAM)	SK Hynix	---	32GB LPDDR4x(On Board)
	SK Hynix	---	16GB LPDDR4x(On Board)
	SK Hynix	---	8GB LPDDR4x(On Board)
	Samsung	---	16GB LPDDR4x(On Board)
	Samsung	---	8GB LPDDR4x(On Board)
Battery Pack	LG	LBV7227E	80Wh, DC7.74V, 80Wh Typ 10336mAh
WLAN Combo Card	Intel	AX201D2W	WLAN and BT, 2x2 CNVi 1216 FCC ID: PD9AX201NG IC: 1000M-AX201NG NCC ID: CCAH18LP3410T5
WLAN Combo Antenna	LG (INPAQ)	WA-P-LELE-04-002	PCB, Mono-pole Type Main: Black, Aux: Gray
	LG (LUXSHARE-ICT)	L1LRF004-CS-H	PCB, Mono-pole Type Main: Black, Aux: Gray

This test report may be reproduced in full only. The document may only be updated by Audix Technology Corp. personnel. Any changes will be noted in the Document History section of the report.

Audix Technology Corp.
No. 491, Zhongfu Rd., Linkou Dist.,
New Taipei City244,Taiwan
Tel: +886 2 26099301
Fax: +886 2 26099303

Item	Supplier	Model / Type	Character
Keyboard	TIC	KT0120B8	---
	LITE ON	SN8002	---
Web Camera	Chicony	CKFKH33-0	---
	Luxvisions	0BF108N3	---
LAN Gender (Type C to LAN)	SUZHOU MEC ELECTRONICS	80-5946-111	(White) 10/100Megabit Ethernet
		80-5946-101	(Black) 10/100 Megabit Ethernet
	Type C to LAN: Shielded, Undetached, 0.12m		
	ARIN TECH CO. LTD	GD-08MF-36-WH-LP10	(White) 10/100Megabit Ethernet
		GD-08MF-36-BK-LP11	(Black) 10/100 Megabit Ethernet
	Type C to LAN: Shielded, Undetached, 0.12m		
	SUZHOU MEC ELECTRONICS	80-5946-200	(White) 10/100/1000 Megabit Ethernet
		80-5946-210	(Black) 10/100/1000 Megabit Ethernet
	Type C to LAN: Shielded, Undetached, 0.13m		
AC Adapter (65W)	LG (HONOR)	ADT-65DSU-D03-2	I/P: AC 100-240V, 1.6A, 50-60Hz O/P: DC 20V, 3.25A
	DC Power Cord: Non-Shielded, Undetached, 1.5m AC Power Cord: Non-Shielded, Detached, 1.0m (2C) (For Other Countries) AC Power Cord: Non-Shielded, Detached, 1.55m (2C) (For US, Canada, Mexico)		

Remark: For more detailed features description, please refer to the manufacturer's specifications or the user manual.

This test report may be reproduced in full only. The document may only be updated by Audix Technology Corp. personnel. Any changes will be noted in the Document History section of the report.

Audix Technology Corp.
No. 491, Zhongfu Rd., Linkou Dist.,
New Taipei City244,Taiwan
Tel: +886 2 26099301
Fax: +886 2 26099303

3.6.2. The EUT collocates with following worst components, which are used to establish a basic configuration of system during test:

SKU (Mode)1 ~ 2			**1**	**2**
Main Board		LG, Blanc MAIN B/D PCB (with TPM IC)		V
		LG, Blanc MAIN B/D PCB (without TPM IC)	V	
WLAN SUB Board		LG, 15/16Z90P SUB B/D	V	V
CPU		Intel, i7-1165G7	V	
		Intel, i5-1135G7		V
15.6” LCD Panel		LG Display, LP156WFD (Touch)	V	
		LG Display, LP156WFC (Normal Non Touch)		V
Storage (SSD)		Samsun, 1TB *1	V	
		Samsung, 512GB *1		V
		SK Hynix, 1TB *1	V	
		SK Hynix, 512GB *1		V
Memory (RAM)		SAMSUNG, 16GB	V	V
Battery Pack		LG, LBV7227E	V	V
WLAN Combo Card		Intel, AX201D2W	V	V
WLAN Combo Antenna		LG (INPAQ), WA-P-LELE-04-002	V	
		LG (LUXSHARE-ICT), L1LRF004-CS-H		V
Keyboard		TIC, KT0120B8	V	V
Web Camera		Chicony, CKFKH33-0	V	V
Type C*2	Link to LAN Gender	SUZHOU MEC ELECTRONICS, 80-5946-111 (White)	V	
		ARIN TECH CO. LTD, GD-08MF-36-WH-LP10 (White)		V
	Link to Adapter	LG (HONOR),ADT-65DSU-D03-2	V	V
HDMI	1920 x 1080, 60Hz (“H” Pattern)		V	V

This test report may be reproduced in full only. The document may only be updated by Audix Technology Corp. personnel. Any changes will be noted in the Document History section of the report.

Audix Technology Corp.
No. 491, Zhongfu Rd., Linkou Dist.,
New Taipei City244,Taiwan
Tel: +886 2 26099301
Fax: +886 2 26099303

3.7. Test Environment

Ambient conditions in the laboratory:

Item	Require	Actual
Temperature (℃)	18-25	22 ±2
Humidity (%RH)	30-70	48 ± 2

3.8. Description of Test Facility

Name of Test Firm	Audix Technology Corporation / EMC Department No. 491, Zhongfu Rd., Linkou Dist., New Taipei City 244, Taiwan Tel: +886-2-26092133 Fax: +886-2-26099303 Website : www.audixtech.com Contact e-mail: attemc_report@audixtech.com
Accreditations	The laboratory is accredited by following organizations under ISO/IEC 17025:2017 (1) NVLAP(USA) NVLAP Lab Code 200077-0 (2) TAF(Taiwan) No. 1724
Test Facilities	FCC OET Designation Number under APEC MRA by NCC is : TW1724 (1) SAR Room

This test report may be reproduced in full only. The document may only be updated by Audix Technology Corp. personnel. Any changes will be noted in the Document History section of the report.

Audix Technology Corp.
No. 491, Zhongfu Rd., Linkou Dist.,
New Taipei City244,Taiwan

Tel: +886 2 26099301
Fax: +886 2 26099303

3.9. Measurement Uncertainty

DASY5 Uncertainty According to IEEE 1528-2013 and IEC 62209-1/2016 (0.3 - 6 GHz range)								
Error Description	Uncert. value	Prob. Dist.	Div.	(ci) 1g	(ci) 10g	Std. Unc. (1g)	Std. Unc. (10g)	(vi) Veff
Measurement System								
Probe Calibration	±6.0%	N	1	1	1	±6.0%	±6.0%	∞
Axial Isotropy	±4.7%	R	$\sqrt{3}$	0.7	0.7	±1.9%	±1.9%	∞
Hemispherical Isotropy	±9.6%	R	$\sqrt{3}$	0.7	0.7	±3.9%	±3.9%	∞
Boundary Effects	±1.0%	R	$\sqrt{3}$	1	1	±0.6%	±0.6%	∞
Linearity	±4.7%	R	$\sqrt{3}$	1	1	±2.7%	±2.7%	∞
System Detection Limits	±1.0%	R	$\sqrt{3}$	1	1	±0.6%	±0.6%	∞
Readout Electronics	±0.3%	N	1	1	1	±0.3%	±0.3%	∞
Response Time	±0.8%	R	$\sqrt{3}$	1	1	±0.5%	±0.5%	∞
Integration Time	±2.6%	R	$\sqrt{3}$	1	1	±1.5%	±1.5%	∞
RF Ambient Noise	±3.0%	R	$\sqrt{3}$	1	1	±1.7%	±1.7%	∞
RF Ambient Reflections	±3.0%	R	$\sqrt{3}$	1	1	±1.7%	±1.7%	∞
Probe Positioner	±0.4%	R	$\sqrt{3}$	1	1	±0.2%	±0.2%	∞
Probe Positioning	±2.9%	R	$\sqrt{3}$	1	1	±1.7%	±1.7%	∞
Max. SAR Eval.	±1.0%	R	$\sqrt{3}$	1	1	±0.6%	±0.6%	∞
Test Sample Related								
Device Positioning	±2.9%	N	1	1	1	±2.9%	±2.9%	145
Device Holder	±3.6%	N	1	1	1	±3.6%	±3.6%	5
Power Drift	±5.0%	R	$\sqrt{3}$	1	1	±2.9%	±2.9%	∞
Phantom and Setup								
Phantom Uncertainty	±4.0%	R	$\sqrt{3}$	1	1	±2.3%	±2.3%	∞
Liquid Conductivity (target)	±5.0%	R	$\sqrt{3}$	0.64	0.43	±1.8%	±1.2%	∞
Liquid Conductivity (meas.)	±2.5%	N	1	0.64	0.43	±1.6%	±1.1%	∞
Liquid Permittivity (target)	±5.0%	R	$\sqrt{3}$	0.6	0.49	±1.7%	±1.4%	∞
Liquid Permittivity (meas.)	±2.5%	N	1	0.6	0.49	±1.5%	±1.2%	∞
Combined Std. Uncertainty						±11%	±10.8%	387
Expanded STD Uncertainty						±22%	±21.5%	

This test report may be reproduced in full only. The document may only be updated by Audix Technology Corp. personnel. Any changes will be noted in the Document History section of the report.

Audix Technology Corp.
No. 491, Zhongfu Rd., Linkou Dist.,
New Taipei City244,Taiwan

Tel: +886 2 26099301
Fax: +886 2 26099303

DASY5 Uncertainty

According to IEC 62209-2/2010 (30 MHz - 6 GHz range)

Error Description	Uncert. value	Prob. Dist.	Div.	(ci) 1g	(ci) 10g	Std. Unc. (1g)	Std. Unc. (10g)	(vi) Veff
Measurement System								
Probe Calibration	±6.0%	N	1	1	1	±6.0%	±6.0%	∞
Axial Isotropy	±4.7%	R	√3	0.7	0.7	±1.9%	±1.9%	∞
Hemispherical Isotropy	±9.6%	R	√3	0.7	0.7	±3.9%	±3.9%	∞
Boundary Effects	±1.0%	R	√3	1	1	±0.6%	±0.6%	∞
Linearity	±4.7%	R	√3	1	1	±2.7%	±2.7%	∞
System Detection Limits	±1.0%	R	√3	1	1	±0.6%	±0.6%	∞
Readout Electronic	±0.3%	N	1	1	1	±0.3%	±0.3%	∞
Response Time	±0.8%	R	√3	1	1	±0.5%	±0.5%	∞
Integration Time	±2.6%	R	√3	1	1	±1.5%	±1.5%	∞
RF Ambient Noise	±3.0%	R	√3	1	1	±1.7%	±1.7%	∞
RF Ambient Reflections	±3.0%	R	√3	1	1	±1.7%	±1.7%	∞
Probe Positioner	±0.4%	R	√3	1	1	±0.2%	±0.2%	∞
Probe Positioning	±2.9%	R	√3	1	1	±1.7%	±1.7%	∞
Modulation Response	±2.5%	R	√3	1	1	±1.45 %	±1.45 %	∞
Post-processing	±3.8%	R	√3	1	1	±2.2%	±2.2%	∞
Test Sample Related								
Test Sample Positioning	±2.9%	N	1	1	1	±2.9%	±2.9%	145
Device Holder	±3.6%	N	1	1	1	±3.6%	±3.6%	5
Power Drift	±5.0%	R	√3	1	1	±2.9%	±2.9%	∞
Power Scaling	±0.0%	R	√3	1	1	±0.0%	±0.0%	∞
Phantom and Setup								
Phantom Uncertainty	±4.5%	R	√3	1	1	±2.4%	±2.4%	∞
SAR correction	±1.9%	R	√3	1	0.84	±1.9%	±1.9%	∞
Liquid Conductivity (target)	±5.0%	R	√3	0.64	0.43	±1.8%	±1.2%	∞
Liquid Conductivity (mea.)DAK	±2.5%	R	√3	0.64	0.43	±0.9%	±0.6%	∞
Liquid Permittivity (target)	±5.0%	R	√3	0.6	0.49	±1.7%	±1.4%	∞
Liquid Permittivity(mea.)DAK	±2.5%	R	√3	0.6	0.49	±0.9%	±0.7%	∞
Combined Std. Uncertainty						±11.0%	±10.9%	387
Expanded STD Uncertainty						±22.1%	±21.8%	

This test report may be reproduced in full only. The document may only be updated by Audix Technology Corp. personnel. Any changes will be noted in the Document History section of the report.

Audix Technology Corp.
No. 491, Zhongfu Rd., Linkou Dist.,
New Taipei City244,Taiwan
Tel: +886 2 26099301
Fax: +886 2 26099303

4. MEASUREMENT EQUIPMENTLIST

Item	Type	Manufacturer	Model No.	Serial No.	Cal. Date	Cal. Interval
1.	Stäubli Robot TX90 XL	Stäubli	TX90	F12/5K9SA1/A101	N/A	N/A
2.	Controller	SPEAG	CS8c	N/A	N/A	N/A
3.	SAM Twin Phantom	SPEAG	N/A	1706	N/A	N/A
4.	ELI5 Phantom	SPEAG	N/A	1170	N/A	N/A
5.	Device Holder	SPEAG	N/A	N/A	N/A	N/A
6.	Data Acquisition Electronic	SPEAG	DAE4	1337	2020. 09. 17	1 Year
7.	E-Field Probe	SPEAG	EX3DV4	3855	2020. 09. 23	1 Year
8.	SAR Software	SPEAG	DASY52	V.52.8.8.1222	N/A	N/A
9.	ENA Network Analyzer	Agilent	E5071C-285	MY46215502	2020. 04. 09	1 Year
10.	Signal Generator	Aglient	N5181A	MY50143917	2020. 09. 15	1 Year
11.	Power Meter	Aglient	ML2487A	MY52180007	2020. 09. 17	1 Year
12.	Power Sensor	Aglient	N8481	MY52080006	2020. 09. 17	1 Year
13.	Dipole Antenna	SPEAG	D2450V2	888	2018. 09. 27	3 Years
14.	Dipole Antenna	SPEAG	D5GHzV2	1124	2018. 09. 27	3 Years

This test report may be reproduced in full only. The document may only be updated by Audix Technology Corp. personnel. Any changes will be noted in the Document History section of the report.

Audix Technology Corp.
No. 491, Zhongfu Rd., Linkou Dist.,
New Taipei City244,Taiwan
Tel: +886 2 26099301
Fax: +886 2 26099303

5. SAR MEASUREMENT SYSTEM

5.1. Definition of Specific Absorption Rate (SAR)

SAR is related to the rate at which energy is absorbed per unit mass in an object exposed to a radio field. The SAR distribution in a biological body is complicated and is usually carried out by experimental techniques or numerical modeling. The standard recommends limits for two tiers of groups, occupational/controlled and general population/uncontrolled, based on a person's awareness and ability to exercise control over his or her exposure. In general, occupational/controlled exposure limits are higher than the limits for general population/uncontrolled.

The SAR definition is the time derivative (rate) of the incremental energy (dW) absorbed by (dissipated in) an incremental mass (dm) contained in a volume element (dv) of a given density (ρ). The equation description is as below:

$$\mathbf{SAR} = \frac{\mathbf{d}}{\mathbf{dt}}\left(\frac{\mathbf{dW}}{\mathbf{dm}}\right) = \frac{\mathbf{d}}{\mathbf{dt}}\left(\frac{\mathbf{dW}}{\rho\mathbf{dv}}\right)$$

SAR is expressed in units of Watts per kilogram (W/kg)
SAR measurement can be related to the electrical field in the tissue by

$$\mathbf{SAR} = \frac{\sigma|\mathbf{E}|^2}{\rho}$$

Where: σ is the conductivity of the tissue, ρ is the mass density of the tissue and E is the RMS electrical field strength.

5.2. SPEAG DASY System

DASY system consists of high precision robot, probe alignment sensor, phantom, robot controller, controlled measurement server and near-field probe. The robot includes six axes that can move to the precision position of the DASY5 software defined. The DASY software can define the area that is detected by the probe. The robot is connected to controlled box. Controlled measurement server is connected to the controlled robot box. The DAE includes amplifier, signal multiplexing, AD converter, offset measurement and surface detection. It is connected to the Electro-optical coupler (ECO). The ECO performs the conversion form the optical into digital electric signal of the DAE and transfers data to the PC.

This test report may be reproduced in full only. The document may only be updated by Audix Technology Corp. personnel. Any changes will be noted in the Document History section of the report.

Audix Technology Corp.
No. 491, Zhongfu Rd., Linkou Dist.,
New Taipei City244,Taiwan

Tel: +886 2 26099301
Fax: +886 2 26099303

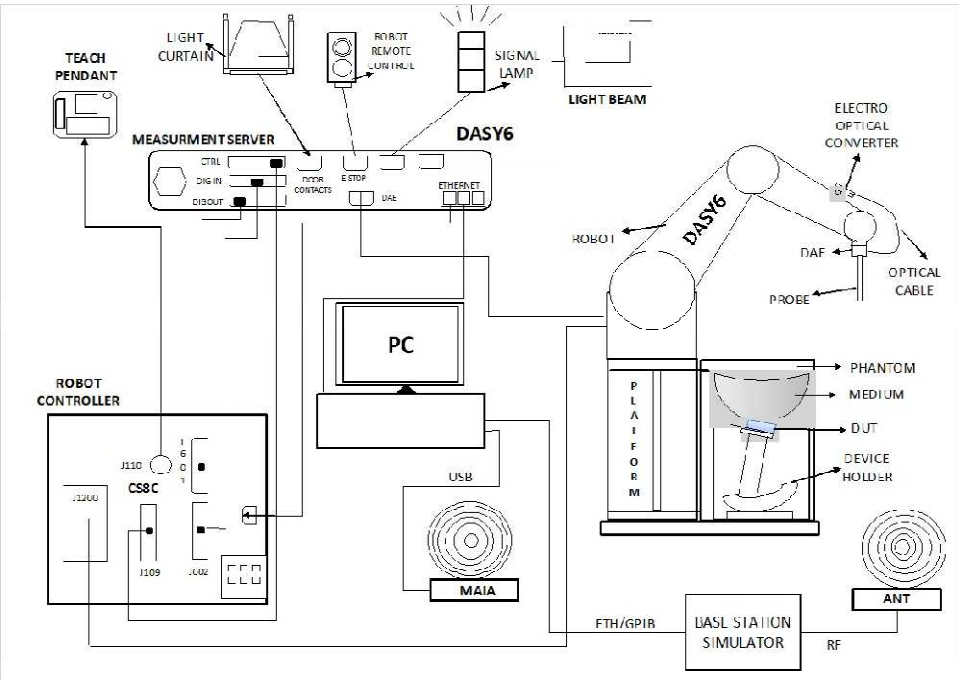

Fig-3.1 DASY6 System Setup

5.2.1. Robot

The DASY6 system uses the high precision robots from Stäubli SA (France). For the 6-axis controller system, the robot controller version (DASY5: CS8c) from Stäubli is used. The Stäubli robot series have many features that are important for our application:

- High precision (repeatability ±0.035 mm)
- High reliability (industrial design)
- Jerk-free straight movements
- Low ELF interference (the closed metallic construction shields against motor control fields)

This test report may be reproduced in full only. The document may only be updated by Audix Technology Corp. personnel. Any changes will be noted in the Document History section of the report.

Audix Technology Corp.
No. 491, Zhongfu Rd., Linkou Dist.,
New Taipei City244,Taiwan

Tel: +886 2 26099301
Fax: +886 2 26099303

5.2.2. Probes

Model	Ex3DV4	
Construction	Symmetrical design with triangular core Built-in shielding against static charges PEEK enclosure material (resistant to organic solvents, e.g., DGBE)	
Frequency	10 MHz to 6 GHz Linearity: ± 0.2 dB	
Directivity	± 0.3 dB in HSL (rotation around probe axis) ± 0.5 dB in tissue material (rotation normal to probe axis)	
Dynamic Range	10 µW/g to 100 mW/g Linearity: ± 0.2 dB (noise: typically < 1 µW/g)	
Dimensions	Overall length: 337 mm (Tip: 20 mm) Tip diameter: 2.5 mm (Body: 12 mm) Typical distance from probe tip to dipole centers: 1 mm	

5.2.3. Data Acquisition Electronics (DAE)

Model	DAE4	
Construction	Signal amplifier, multiplexer, A/D converter and control logic. Serial optical link for communication with DASY4/5 embedded system (fully remote controlled). Two step probe touch detector for mechanical surface detection and emergency robot stop.	
Measurement Range	-100 to +300 mV (16 bit resolution and two range settings: 4mV, 400mV)	
Input Offset Voltage	< 5µV (with auto zero)	
Input Bias Current	< 50 fA	
Dimensions	60 x 60 x 68 mm	

This test report may be reproduced in full only. The document may only be updated by Audix Technology Corp. personnel. Any changes will be noted in the Document History section of the report.

Audix Technology Corp.
No. 491, Zhongfu Rd., Linkou Dist.,
New Taipei City244,Taiwan

Tel: +886 2 26099301
Fax: +886 2 26099303

5.2.4. Phantom

Model	Twin SAM	 
Construction	The shell corresponds to the specifications of the Specific Anthropomorphic Mannequin (SAM) phantom defined in IEEE 1528 and IEC 62209-1. It enables the dosimetric evaluation of left and right hand phone usage as well as body mounted usage at the flat phantom region. A cover prevents evaporation of the liquid. Reference markings on the phantom allow the complete setup of all predefined phantom positions and measurement grids by teaching three points with the robot.	
Material	Vinylester, glass fiber reinforced (VE-GF)	
Shell Thickness	2 ± 0.2 mm (6 ± 0.2 mm at ear point)	
Dimensions	Length: 1000 mm Width: 500 mm Height: adjustable feet	
Filling Volume	approx. 25 liters	

Model	ELI	 
Construction	Phantom for compliance testing of handheld and body-mounted wireless devices in the frequency range of 30 MHz to 6 GHz. ELI is fully compatible with the IEC 62209-2 standard and all known tissue simulating liquids. ELI has been optimized regarding its performance and can be integrated into our standard phantom tables. A cover prevents evaporation of the liquid. Reference markings on the phantom allow installation of the complete setup, including all predefined phantom positions and measurement grids, by teaching three points. The phantom is compatible with all SPEAG dosimetric probes and dipoles.	
Material	Vinylester, glass fiber reinforced (VE-GF)	
Shell Thickness	2.0 ± 0.2 mm (bottom plate)	
Dimensions	Major axis: 600 mm Minor axis: 400 mm	
Filling Volume	approx. 30 liters	

This test report may be reproduced in full only. The document may only be updated by Audix Technology Corp. personnel. Any changes will be noted in the Document History section of the report.

Audix Technology Corp.
No. 491, Zhongfu Rd., Linkou Dist.,
New Taipei City244,Taiwan

Tel: +886 2 26099301
Fax: +886 2 26099303

5.2.5. Device Holder

Model	Mounting Device	
Construction	In combination with the Twin SAM Phantom or ELI4, the Mounting Device enables the rotation of the mounted transmitter device in spherical coordinates. Rotation point is the ear opening point. Transmitter devices can be easily and accurately positioned according to IEC, IEEE, FCC or other specifications. The device holder can be locked for positioning at different phantom sections (left head, right head, flat).	
Material	POM	

Model	Laptop Extensions Kit	
Construction	Simple but effective and easy-to-use extension for Mounting Device that facilitates the testing of larger devices according to IEC 62209-2 (e.g., laptops, cameras, etc.). It is lightweight and fits easily on the upper part of the Mounting Device in place of the phone positioner.	
Material	POM, Acrylic glass, Foam	

5.2.6. Reference Dipole

Model	System Validation Dipoles	
Construction	Symmetrical dipole with l/4 balun. Enables measurement of feed point impedance with NWA. Matched for use near flat phantoms filled with tissue simulating solutions.	
Frequency	750 MHz to 5800 MHz	
Return Loss	> 20 dB	
Power Capability	> 100 W (f < 1GHz), > 40 W (f > 1GHz)	

This test report may be reproduced in full only. The document may only be updated by Audix Technology Corp. personnel. Any changes will be noted in the Document History section of the report.

Audix Technology Corp.
No. 491, Zhongfu Rd., Linkou Dist.,
New Taipei City244,Taiwan

Tel: +886 2 26099301
Fax: +886 2 26099303

5.2.7. Tissue Simulating Liquids

For SAR measurement of the field distribution inside the phantom, the phantom must be filled with homogeneous tissue simulating liquid to a depth of at least 15 cm. For head SAR testing, the liquid height from the ear reference point (ERP) of the phantom to the liquid top surface is larger than 15 cm. For body SAR testing, the liquid height from the center of the flat phantom to the liquid top surface is larger than 15 cm. The nominal dielectric values of the tissue simulating liquids in the phantom and the tolerance of 5% are listed in Table-5.1.



Photo of Liquid Height

The dielectric properties of the head tissue simulating liquids are defined in IEEE 1528 and FCC OET 65 Supplement C Appendix C. For the body tissue simulating liquids, the dielectric properties are defined in FCC OET 65 Supplement C Appendix C. The dielectric properties of the tissue simulating liquids were verified prior to the SAR evaluation using an Agilent 85070D Dielectric Probe Kit and an Agilent Network Analyzer.

This test report may be reproduced in full only. The document may only be updated by Audix Technology Corp. personnel. Any changes will be noted in the Document History section of the report.

Audix Technology Corp.
No. 491, Zhongfu Rd., Linkou Dist.,
New Taipei City244,Taiwan
Tel: +886 2 26099301
Fax: +886 2 26099303

Table-5.1 Targets of Tissue Simulating Liquid

Target Frequency [MHz]	Target Permittivity (εr)	Range of ± 5%	Target Conductivity σ[s/m]	Range of ± 5%
For Head				
750	41.9	39.8 ~ 44.0	0.89	0.85 ~ 0.93
835	41.5	39.4 ~ 43.6	0.90	0.86 ~ 0.95
900	41.5	39.4 ~ 43.6	0.97	0.92 ~ 1.02
1450	40.5	38.5 ~ 42.5	1.20	1.14 ~ 1.26
1640	40.3	38.3 ~ 42.3	1.29	1.23 ~ 1.35
1750	40.1	38.1 ~ 42.1	1.37	1.30 ~ 1.44
1800	40.0	38.0 ~ 42.0	1.40	1.33 ~ 1.47
1900	40.0	38.0 ~ 42.0	1.40	1.33 ~ 1.47
2000	40.0	38.0 ~ 42.0	1.40	1.33 ~ 1.47
2300	39.5	37.5 ~ 41.5	1.67	1.59 ~ 1.75
2450	39.2	37.2 ~ 41.2	1.80	1.71 ~ 1.89
2600	39.0	37.1 ~ 41.0	1.96	1.86 ~ 2.06
3500	37.9	36.0 ~ 39.8	2.91	2.76 ~ 3.06
5200	36.0	34.2 ~ 37.8	4.66	4.43 ~ 4.89
5300	35.9	34.1 ~ 37.7	4.76	4.52 ~ 5.00
5500	35.6	33.8 ~ 37.4	4.96	4.71 ~ 5.21
5600	35.5	33.7 ~ 37.3	5.07	4.82 ~ 5.32
5800	35.3	33.5 ~ 37.1	5.27	5.01 ~ 5.53
For Body				
750	55.5	52.7 ~ 58.3	0.96	0.91 ~ 1.01
835	55.2	52.4 ~ 58.0	0.97	0.92 ~ 1.02
900	55.0	52.3 ~ 57.8	1.05	1.00 ~ 1.10
1450	54.0	51.3 ~ 56.7	1.30	1.24 ~ 1.37
1640	53.8	51.1 ~ 56.5	1.40	1.33 ~ 1.47
1750	53.4	50.7 ~ 56.1	1.49	1.42 ~ 1.56
1800	53.3	50.6 ~ 56.0	1.52	1.44 ~ 1.60
1900	53.3	50.6 ~ 56.0	1.52	1.44 ~ 1.60
2000	53.3	50.6 ~ 56.0	1.52	1.44 ~ 1.60
2300	52.9	50.3 ~ 55.5	1.81	1.72 ~ 1.90
2450	52.7	50.1 ~ 55.3	1.95	1.85 ~ 2.05
2600	52.5	49.9 ~ 55.1	2.16	2.05 ~ 2.27
3500	51.3	48.7 ~ 53.9	3.31	3.14 ~ 3.48
5200	49.0	46.6 ~ 51.5	5.30	5.04 ~ 5.57
5300	48.9	46.5 ~ 51.3	5.42	5.15 ~ 5.69
5500	48.6	46.2 ~ 51.0	5.65	5.37 ~ 5.93
5600	48.5	46.1 ~ 50.9	5.77	5.48 ~ 6.06
5800	48.2	45.8 ~ 50.6	6.00	5.70 ~ 6.30

This test report may be reproduced in full only. The document may only be updated by Audix Technology Corp. personnel. Any changes will be noted in the Document History section of the report.

Audix Technology Corp.
No. 491, Zhongfu Rd., Linkou Dist.,
New Taipei City244,Taiwan
Tel: +886 2 26099301
Fax: +886 2 26099303

Table-5.2 Recipes of Tissue Simulating Liquid

Tissue Type	Bactericide	DGBE	HEC	NaCI	Sucrose	Triton X-100	Water	Diethylene Glycol Mono-hexylether
For Head								
H750	0.2	-	0.2	1.5	56.0	-	42.1	-
H835	0.2	-	0.2	1.5	57.0	-	41.1	-
H900	0.2	-	0.2	1.4	58.0	-	40.2	-
H1450	-	43.3	-	0.6	-	-	56.1	-
H1640	-	45.8	-	0.5	-	-	53.7	-
H1750	-	47.0	-	0.4	-	-	52.6	-
H1800	-	44.5	-	0.3	-	-	55.2	-
H1900	-	44.5	-	0.2	-	-	55.3	-
H2000	-	44.5	-	0.1	-	-	55.4	-
H2300	-	44.9	-	0.1	-	-	55.0	-
H2450	-	45.0	-	0.1	-	-	54.9	-
H2600	-	45.1	-	0.1	-	-	54.8	-
H3500	-	8.0	-	0.2	-	20.0	71.8	-
H5G	-		-	-	-	17.2	65.5	17.3
For Body								
B750	0.2	-	0.2	0.8	48.8	-	50.0	-
B835	0.2	-	0.2	0.9	48.5	-	50.2	-
B900	0.2	-	0.2	0.9	48.2	-	50.5	-
B1450	-	34.0	-	0.3	-	-	65.7	-
B1640	-	32.5	-	0.3	-	-	67.2	-
B1750	-	31.0	-	0.2	-	-	68.8	-
B1800	-	29.5	-	0.4	-	-	70.1	-
B1900	-	29.5	-	0.3	-	-	70.2	-
B2000	-	30.0	-	0.2	-	-	69.8	-
B2300	-	31.0	-	0.1	-	-	68.9	
B2450	-	31.4	-	0.1	-	-	68.5	
B2600	-	31.8	-	0.1	-	-	68.1	
B3500	-	28.8	-	0.1	-	-	71.1	
B5G	-	-	-	-	-	10.7	78.6	10.7

This test report may be reproduced in full only. The document may only be updated by Audix Technology Corp. personnel. Any changes will be noted in the Document History section of the report.

Audix Technology Corp.
No. 491, Zhongfu Rd., Linkou Dist.,
New Taipei City244,Taiwan

Tel: +886 2 26099301
Fax: +886 2 26099303

5.3. SAR System Verification

The system check verifies that the system operates within its specifications. It is performed daily or before every SAR measurement. The system check uses normal SAR measurements in the flat section of the phantom with a matched dipole at a specified distance. The system verification setup is shown as below.

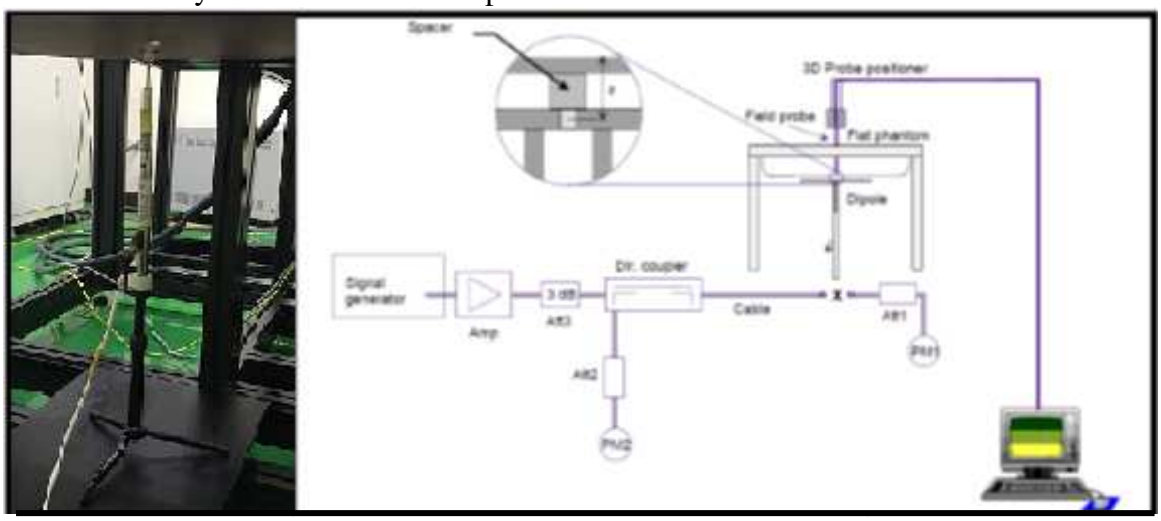

The validation dipole is placed beneath the flat phantom with the specific spacer in place. The distance spacer is touch the phantom surface with a light pressure at the reference marking and be oriented parallel to the long side of the phantom. The power meter PM1 measures the forward power at the loation of the system check dipole connector. The signal generator is adjusted for the desired forward power (250 mW is used for 700 MHz to 3 GHz, 100 mW is used for 3.5 GHz to 6 GHz) at the dipole connector and the power meter PM2 is read at that level. After connecting the cable to the dipole, the signal generator is readjusted for the same reading at power meter PM2.

After system check testing, the SAR result will be normalized to 1W forward input power and compared with the reference SAR value derived from validation dipole certificate report. The deviation of system check should be within 10 %.

This test report may be reproduced in full only. The document may only be updated by Audix Technology Corp. personnel. Any changes will be noted in the Document History section of the report.

Audix Technology Corp.
No. 491, Zhongfu Rd., Linkou Dist.,
New Taipei City244,Taiwan
Tel: +886 2 26099301
Fax: +886 2 26099303

5.3.1. SAR System Verification Result

Dipole Kit: D2450V2										
Test Date: 2021. 02. 22						Liquid Temp. [°C]: 20.4				
Frequency [MHz]	1g SAR					10g SAR				
2450MHz	Zoom Scan to 250mW	Normalize to 1W	Target Value Reference result ± 10% window			Zoom Scan to 250mW	Normalize to 1W	Target Value Reference result ± 10% window		
	13.3	53.20	51.5			6.09	24.36	24.2		
			46.35	to	56.65			21.78	to	26.62

Dipole Kit: D5GHzV2										
Test Date: 2021. 02. 18						Liquid Temp. [°C]: 21.6				
Frequency [MHz]	1g SAR					10g SAR				
5200MHz	Zoom Scan to 100mW	Normalize to 1W	Target Value Reference result ± 10% window			Zoom Scan to 100mW	Normalize to 1W	Target Value Reference result ± 10% window		
	7.89	78.9	80.6			2.24	22.4	23.3		
			72.54	to	88.66			20.97	to	25.63

Dipole Kit: D5GHzV2										
Test Date: 2021. 02. 19						Liquid Temp. [°C]: 21.0				
Frequency [MHz]	1g SAR					10g SAR				
5600MHz	Zoom Scan to 100mW	Normalize to 1W	Target Value Reference result ± 10% window			Zoom Scan to 100mW	Normalize to 1W	Target Value Reference result ± 10% window		
	8.39	83.9	83.9			2.32	23.2	23.9		
			75.51	to	92.29			21.51	to	26.29

Dipole Kit: D5GHzV2										
Test Date: 2021. 02. 20						Liquid Temp. [°C]: 21.0				
Frequency [MHz]	1g SAR					10g SAR				
5800MHz	Zoom Scan to 100mW	Normalize to 1W	Target Value Reference result ± 10% window			Zoom Scan to 100mW	Normalize to 1W	Target Value Reference result ± 10% window		
	8.42	84.2	79.6			2.41	24.1	22.8		
			71.64	to	87.56			20.52	to	25.08

This test report may be reproduced in full only. The document may only be updated by Audix Technology Corp. personnel. Any changes will be noted in the Document History section of the report.

Audix Technology Corp.
No. 491, Zhongfu Rd., Linkou Dist.,
New Taipei City244,Taiwan
Tel: +886 2 26099301
Fax: +886 2 26099303

5.3.2. SAR System Check Data

Date: 2/22/2021

Test Laboratory: Audix_SAR Lab

System Check_H2450

DUT: D2450V2 - SN888

Communication System: UID 0, CW (0); Frequency: 2450 MHz;Duty Cycle:1:1
Medium parameters used: f = 2450 MHz; σ = 1.777 S/m; ε_r = 40.205; ρ = 1000 kg/m^3
Phantom section: Flat Section

DASY Configuration:

- Probe: EX3DV4 - SN3855; ConvF(7.69, 7.69, 7.69) @ 2450 MHz; Calibrated: 9/23/2020
- Sensor-Surface: 2mm (Mechanical Surface Detection), z = 1.0, 31.0
- Electronics: DAE4 Sn1337; Calibrated: 9/17/2020
- Phantom: ELI V5.0 (20deg probe tilt); Type: QD OVA 002 AA; Serial: 1170
- DASY52 52.10.4(1527); SEMCAD X 14.6.14(7483)

P=250mW/Area Scan (6x6x1): Measurement grid: dx=20mm, dy=20mm
Maximum value of SAR (measured) = 13.3 W/kg

P=250mW/Zoom Scan (5x5x7)/Cube 0: Measurement grid: dx=8mm, dy=8mm, dz=5mm
Reference Value = 91.27 V/m; Power Drift = -0.02 dB
Peak SAR (extrapolated) = 27.5 W/kg
SAR(1 g) = 13.3 W/kg; SAR(10 g) = 6.09 W/kg
Smallest distance from peaks to all points 3 dB below = 10.1 mm
Ratio of SAR at M2 to SAR at M1 = 45.5%
Maximum value of SAR (measured) = 14.4 W/kg



This test report may be reproduced in full only. The document may only be updated by Audix Technology Corp. personnel. Any changes will be noted in the Document History section of the report.

Audix Technology Corp.
No. 491, Zhongfu Rd., Linkou Dist.,
New Taipei City244,Taiwan

Tel: +886 2 26099301
Fax: +886 2 26099303

Date: 2/18/2021

Test Laboratory: Audix_SAR Lab

System Check_H5200

DUT: D5GHzV2 - SN1124

Communication System: UID 0, CW (0); Frequency: 5200 MHz;Duty Cycle:1:1
Medium parameters used: f = 5200 MHz; σ = 4.536 S/m; ε_r = 36.713; ρ = 1000 kg/m^3
Phantom section: Flat Section

DASY Configuration:

- Probe: EX3DV4 - SN3855; ConvF(5.3, 5.3, 5.3) @ 5200 MHz; Calibrated: 9/23/2020
- Sensor-Surface: 2mm (Mechanical Surface Detection), z = 1.0, 31.0
- Electronics: DAE4 Sn1337; Calibrated: 9/17/2020
- Phantom: ELI V5.0 (20deg probe tilt); Type: QD OVA 002 AA; Serial: 1170
- DASY52 52.10.4(1527); SEMCAD X 14.6.14(7483)

P=100mW/Area Scan (7x7x1): Measurement grid: dx=10mm, dy=10mm
Maximum value of SAR (measured) = 12.2 W/kg

P=100mW/Zoom Scan (7x7x9)/Cube 0: Measurement grid: dx=4mm, dy=4mm, dz=2.5mm
Reference Value = 33.51 V/m; Power Drift = 0.06 dB
Peak SAR (extrapolated) = 27.6 W/kg
SAR(1 g) = 7.89 W/kg; SAR(10 g) = 2.24 W/kg
Smallest distance from peaks to all points 3 dB below = 7.2 mm
Ratio of SAR at M2 to SAR at M1 = 47.7%
Maximum value of SAR (measured) = 14.6 W/kg



This test report may be reproduced in full only. The document may only be updated by Audix Technology Corp. personnel. Any changes will be noted in the Document History section of the report.

Audix Technology Corp.
No. 491, Zhongfu Rd., Linkou Dist.,
New Taipei City244,Taiwan

Tel: +886 2 26099301
Fax: +886 2 26099303

Date: 2/19/2021

Test Laboratory: Audix_SAR Lab

System Check_H5600

DUT: D5GHzV2 - SN1124

Communication System: UID 0, CW (0); Frequency: 5600 MHz;Duty Cycle:1:1
Medium parameters used: f = 5600 MHz; σ = 5.002 S/m; ε_r = 36.115; ρ = 1000 kg/m^3
Phantom section: Flat Section

DASY Configuration:

- Probe: EX3DV4 - SN3855; ConvF(4.83, 4.83, 4.83) @ 5600 MHz; Calibrated: 9/23/2020
- Sensor-Surface: 2mm (Mechanical Surface Detection), z = 1.0, 31.0
- Electronics: DAE4 Sn1337; Calibrated: 9/17/2020
- Phantom: ELI V5.0 (20deg probe tilt); Type: QD OVA 002 AA; Serial: 1170
- DASY52 52.10.4(1527); SEMCAD X 14.6.14(7483)

P=100mW/Area Scan (7x7x1): Measurement grid: dx=10mm, dy=10mm
Maximum value of SAR (measured) = 18.8 W/kg

P=100mW/Zoom Scan (7x7x9)/Cube 0: Measurement grid: dx=4mm, dy=4mm, dz=2.5mm
Reference Value = 28.54 V/m; Power Drift = -0.02 dB
Peak SAR (extrapolated) = 40.9 W/kg
SAR(1 g) = 8.39 W/kg; SAR(10 g) = 2.32 W/kg
Smallest distance from peaks to all points 3 dB below = 7.3 mm
Ratio of SAR at M2 to SAR at M1 = 41.6%
Maximum value of SAR (measured) = 19.1 W/kg



This test report may be reproduced in full only. The document may only be updated by Audix Technology Corp. personnel. Any changes will be noted in the Document History section of the report.

Audix Technology Corp.
No. 491, Zhongfu Rd., Linkou Dist.,
New Taipei City244,Taiwan

Tel: +886 2 26099301
Fax: +886 2 26099303

Date: 2/20/2020

Test Laboratory: Audix SAR Lab

System Check_H5800

DUT: D5GHzV2 - SN1124

Communication System: UID 0, CW (0); Frequency: 5800 MHz;Duty Cycle:1:1
Medium parameters used: f = 5800 MHz; σ = 5.229 S/m; ε_r = 35.779; ρ = 1000 kg/m^3
Phantom section: Flat Section

DASY Configuration:

- Probe: EX3DV4 - SN3855; ConvF(4.8, 4.8, 4.8) @ 5800 MHz; Calibrated: 9/23/2020
- Sensor-Surface: 2mm (Mechanical Surface Detection), z = 1.0, 31.0
- Electronics: DAE4 Sn1337; Calibrated: 9/17/2020
- Phantom: ELI V5.0 (20deg probe tilt); Type: QD OVA 002 AA; Serial: 1170
- DASY52 52.10.4(1527); SEMCAD X 14.6.14(7483)

P=100mW/Area Scan (7x7x1): Measurement grid: dx=10mm, dy=10mm
Maximum value of SAR (measured) = 15.3 W/kg

P=100mW/Zoom Scan (7x7x9)/Cube 0: Measurement grid: dx=4mm, dy=4mm, dz=2.5mm
Reference Value = 29.28 V/m; Power Drift = 0.20 dB
Peak SAR (extrapolated) = 57.4 W/kg
SAR(1 g) = 8.42 W/kg; SAR(10 g) = 2.41 W/kg
Smallest distance from peaks to all points 3 dB below = 6.8 mm
Ratio of SAR at M2 to SAR at M1 = 38.2%
Maximum value of SAR (measured) = 18.0 W/kg

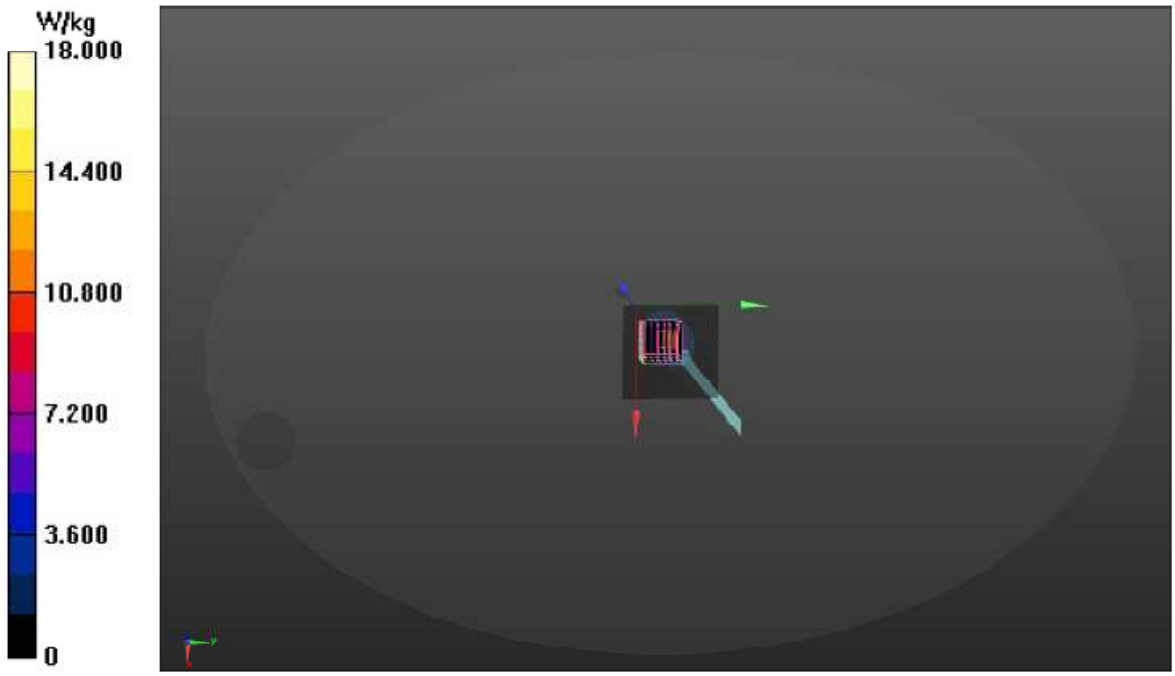

This test report may be reproduced in full only. The document may only be updated by Audix Technology Corp. personnel. Any changes will be noted in the Document History section of the report.

Audix Technology Corp.
No. 491, Zhongfu Rd., Linkou Dist.,
New Taipei City244,Taiwan
Tel: +886 2 26099301
Fax: +886 2 26099303

5.4. SAR Measurement Procedure

According to the SAR test standard, the recommended procedure for assessing the peak spatial-average SAR value consists of the following steps:

(a) Power reference measurement
(b) Area scan
(c) Zoom scan
(d) Power drift measurement

The SAR measurement procedures for each of test conditions are as follows:

(a) Make EUT to transmit maximum output power
(b) Measure conducted output power through RF cable
(c) Place the EUT in the specific position of phantom
(d) Perform SAR testing steps on the DASY system
(e) Record the SAR value

5.4.1. Area &Zoom Scan Procedure

First Area Scan is used to locate the approximate location(s) of the local peak SAR value(s). The measurement grid within an Area Scan is defined by the grid extent, grid step size and grid offset. Next, in order to determine the EM field distribution in a three-dimensional spatial extension, Zoom Scan is required. The Zoom Scan is performed around the highest E-field value to determine the averaged SAR-distribution over 10 g. According to KDB 865664D01v01r03, the resolution for Area and Zoom scan is specified in the table below.

Items	<= 2 GHz	2-3 GHz	3-4 GHz	4-5 GHz	5-6 GHz
Area Scan (Δx, Δy)	<= 15mm	<= 12mm	<= 12mm	<= 10mm	<= 10mm
Zoom Scan (Δx, Δy)	<= 8mm	<= 5mm	<= 5mm	<= 4mm	<= 4mm
Zoom Scan (Δz)	<= 5mm	<= 5mm	<= 4mm	<= 3mm	<= 2mm
Zoom Scan Volume	>= 30mm	>= 30mm	>= 28mm	>= 25mm	>= 22mm

Note:
When zoom scan is required and report SAR is <= 1.4 W/kg, the zoom scan resolution of Δx / Δy (2-3GHz: <= 8 mm, 3-4GHz: <= 7 mm, 4-6GHz: <= 5 mm) may be applied.

This test report may be reproduced in full only. The document may only be updated by Audix Technology Corp. personnel. Any changes will be noted in the Document History section of the report.

Audix Technology Corp.
No. 491, Zhongfu Rd., Linkou Dist.,
New Taipei City244,Taiwan
Tel: +886 2 26099301
Fax: +886 2 26099303

5.4.2. Volume Scan Procedure

The volume scan is used for assess overlapping SAR distributions for antennas transmitting in different frequency bands. It is equivalent to an oversized zoom scan used in standalone measurements. The measurement volume will be used to enclose all the simultaneous transmitting antennas. For antennas transmitting simultaneously in different frequency bands, the volume scan is measured separately in each frequency band. In order to sum correctly to compute the 1g aggregate SAR, the EUT remain in the same test position for all measurements and all volume scan use the same spatial resolution and grid spacing. When all volume scan were completed, the software, SEMCAD postprocessor can combine and subsequently superpose these measurement data to calculating the multiband SAR.

5.4.3. Power Drift Monitoring

All SAR testing is under the EUT install full charged battery and transmit maximum output power. In DASY measurement software, the power reference measurement and power drift measurement procedures are used for monitoring the power drift of EUT during SAR test. Both these procedures measure the field at a specified reference position before and after the SAR testing. The software will calculate the field difference in dB. If the power drift more than 5%, the SAR will be retested.

5.4.4. Spatial Peak SAR Evaluation

The procedure for spatial peak SAR evaluation has been implemented according to the test standard. It can be conducted for 1g and 10g, as well as for user-specific masses. The DASY software includes all numerical procedures necessary to evaluate the spatial peak SAR value.

The base for the evaluation is a "cube" measurement. The measured volume must include the 1g and 10g cubes with the highest averaged SAR values. For that purpose, the center of the measured volume is aligned to the interpolated peak SAR value of a previously performed area scan.

The entire evaluation of the spatial peak values is performed within the post-processing engine (SEMCAD). The system always gives the maximum values for the 1g and 10g cubes. The algorithm to find the cube with highest averaged SAR is divided into the following stages:

(a) Extraction of the measured data (grid and values) from the Zoom Scan
(b) Calculation of the SAR value at every measurement point based on all stored data (A/D values and measurement parameters)
(c) Generation of a high-resolution mesh within the measured volume
(d) Interpolation of all measured values form the measurement grid to the high-resolution grid
(e) Extrapolation of the entire 3-D field distribution to the phantom surface over the distance from sensor to surface
(f) Calculation of the averaged SAR within masses of 1g and 10g

This test report may be reproduced in full only. The document may only be updated by Audix Technology Corp. personnel. Any changes will be noted in the Document History section of the report.

Audix Technology Corp.
No. 491, Zhongfu Rd., Linkou Dist.,
New Taipei City244,Taiwan
Tel: +886 2 26099301
Fax: +886 2 26099303

5.4.5. SAR Averaged Methods

In DASY, the interpolation and extrapolation are both based on the modified Quadratic Shepard's method. The interpolation scheme combines a least-square fitted function method and a weighted average method which are the two basic types of computational interpolation and approximation.

Extrapolation routines are used to obtain SAR values between the lowest measurement points and the inner phantom surface. The extrapolation distance is determined by the surface detection distance and the probe sensor offset. The uncertainty increases with the extrapolation distance. To keep the uncertainty within 1% for the 1 g and 10 g cubes, the extrapolation distance should not be larger than 5 mm.

This test report may be reproduced in full only. The document may only be updated by Audix Technology Corp. personnel. Any changes will be noted in the Document History section of the report.

Audix Technology Corp.
No. 491, Zhongfu Rd., Linkou Dist.,
New Taipei City244,Taiwan
Tel: +886 2 26099301
Fax: +886 2 26099303

6. SAR MEASUREMENT EVALUATION

6.1. EUT Configuration and Setting

Body-worn accessory exposure is typically related to voice mode operations when handsets are carried in body-worn accessories. The body-worn accessory procedures in KDB 447498 D01 are used to test for body-worn accessory SAR compliance, without a headset connected to it. This enables the test results for such configuration to be compatible with that required for hotspot mode when the body-worn accessory test separation distance is greater than or equal to that required for hotspot mode. When the reported SAR for a body-worn accessory, measured without a headset connected to the handset, is > 1.2 W/kg, the highest reported SAR configuration for that wireless mode and frequency band should be repeated for that body-worn accessory with a headset attached to the handset.

Body-worn accessories that do not contain metallic or conductive components may be tested according to worst-case exposure configurations, typically according to the smallest test separation distance required for the group of body-worn accessories with similar operating and exposure characteristics. All body-worn accessories containing metallic components are tested in conjunction with the host device.

Body-worn accessory SAR compliance is based on a single minimum test separation distance for all wireless and operating modes applicable to each body-worn accessory used by the host, and according to the relevant voice and/or data mode transmissions and operations. If a body-worn accessory supports voice only operations in its normal and expected use conditions, testing of data mode for body-worn compliance is not required.

A conservative minimum test separation distance for supporting off-the-shelf body-worn accessories that may be acquired by users of consumer handsets is used to test for body-worn accessory SAR compliance. This distance is determined by the handset manufacturer, according to the requirements of Supplement C 01-01. Devices that are designed to operate on the body of users using lanyards and straps, or without requiring additional body-worn accessories, will be tested using a conservative minimum test separation distance ≤ 5 mm to support compliance.

This test report may be reproduced in full only. The document may only be updated by Audix Technology Corp. personnel. Any changes will be noted in the Document History section of the report.

Audix Technology Corp.
No. 491, Zhongfu Rd., Linkou Dist.,
New Taipei City244,Taiwan
Tel: +886 2 26099301
Fax: +886 2 26099303

6.2. EUT Testing Position

The SAR testing required mode is listed as below.

Antenna	Front Face	Rear Face	Top Side	Bottom Side	Left Side	Right Side
WLAN		√				

Note: Per KDB 447498 D01

a) For 100 MHz to 6 GHz and test separation distances ≤ 50 mm, the 1-g and 10-g SAR test exclusion thresholds are determined by the following:
[(max. power of channel, including tune-up tolerance, mW) / (min. test separation distance, mm)] · [√f(GHz)] ≤ 3.0 for 1-g SAR, and ≤ 3.0 for 10-g extremity SAR, where
- f(GHz) is the RF channel transmit frequency in GHz

b) For 100 MHz to 6 GHz and test separation distances > 50 mm, the 1-g and 10-g SAR test exclusion thresholds are determined by the following (also illustrated in Appendix B):[32]
1) {[Power allowed at numeric threshold for 50 mm in step a)] + [(test separation distance – 50 mm)·(f(MHz)/150)]} mW, for 100 MHz to 1500 MHz
2) {[Power allowed at numeric threshold for 50 mm in step a)] + [(test separation distance – 50 mm)·10]} mW, for > 1500 MHz and ≤ 6 GHz

SAR test exclusion table distance is > 50mm @ Left Side (AUX to edge)

Frequency (GHz)	In Step 1 threshold Power (mW)	Distance between antenna and user(mm)	SAR Exclusion Threshold Power @ >50 mm (mW)	EUT tune-up maximum power (mW)	SAR test
2.442	95.9883	144.45	1040.4883	112.202	No
5.260	65.4031	144.45	1009.9031	100.000	No
5.580	63.5001	144.45	1008.0001	100.000	No
5.745	62.5815	144.45	1007.0815	100.000	No
5.785	62.3648	144.45	1006.8648	100.000	No
5.825	62.1503	144.45	1006.6503	100.000	No

SAR test exclusion table distance is > 50mm @ Right Side (Main to edge)

Frequency (GHz)	In Step 1 threshold Power (mW)	Distance between antenna and user(mm)	SAR Exclusion Threshold Power @ >50 mm (mW)	EUT tune-up maximum power (mW)	SAR test
2.442	95.9883	105.45	650.4883	112.202	No
5.260	65.4031	105.45	619.9031	100.000	No
5.580	63.5001	105.45	618.0001	100.000	No
5.745	62.5815	105.45	617.0815	102.329	No
5.785	62.3648	105.45	616.8648	102.329	No
5.825	62.1503	105.45	616.6503	100.000	No

This test report may be reproduced in full only. The document may only be updated by Audix Technology Corp. personnel. Any changes will be noted in the Document History section of the report.

Audix Technology Corp.
No. 491, Zhongfu Rd., Linkou Dist.,
New Taipei City244,Taiwan
Tel: +886 2 26099301
Fax: +886 2 26099303

6.3. Tissue Calibration Result

The dielectric parameters of the liquids were verified prior to the SAR evaluation using Agilent Dielectric Probe Kit and Agilent E5071C Vector Network Analyzer.

Body Tissue Simulate Measurement				
Frequency [MHz]	Description	Dielectric Parameters		Liquid Temp. [℃]
		ε_r	σ[s/m]	
2450MHz	Reference result ± 5% window	39.2 37.240 to 41.160	1.8 1.710 to 1.890	N/A
	2021. 02. 22	40.205	1.777	20.4

Body Tissue Simulate Measurement				
Frequency [MHz]	Description	Dielectric Parameters		Liquid Temp. [℃]
		ε_r	σ[s/m]	
5200MHz	Reference result ± 5% window	34.4 32.680 to 36.120	4.5 4.275 to 4.725	N/A
	2021. 02. 18	36.713	4.536	21.6

Body Tissue Simulate Measurement				
Frequency [MHz]	Description	Dielectric Parameters		Liquid Temp. [℃]
		ε_r	σ[s/m]	
5600MHz	Reference result ± 5% window	35.53 33.754 to 37.307	5.07 4.817 to 5.324	N/A
	2021. 02. 19	36.115	5.002	21.0

Body Tissue Simulate Measurement				
Frequency [MHz]	Description	Dielectric Parameters		Liquid Temp. [℃]
		ε_r	σ[s/m]	
5800MHz	Reference result ± 5% window	35.3 33.535 to 37.065	5.27 5.007 to 5.534	N/A
	2021. 02. 20	35.779	5.229	21.0

This test report may be reproduced in full only. The document may only be updated by Audix Technology Corp. personnel. Any changes will be noted in the Document History section of the report.

Audix Technology Corp.
No. 491, Zhongfu Rd., Linkou Dist.,
New Taipei City244,Taiwan
Tel: +886 2 26099301
Fax: +886 2 26099303

6.4. SAR Exposure Limits

SAR assessments have been made in line with the requirements of IEEE-1528, FCC Supplement C, and comply with ANSI/IEEE C95.1-1992 "Uncontrolled Environments" limits. These limits apply to a location which is deemed as "Uncontrolled Environment" which can be described as a situation where the general public may be exposed to an RF source with no prior knowledge or control over their exposure.

Limits for General Population/Uncontrolled Exposure (W/kg)

Type Exposure	Uncontrolled Environment Limit
Spatial Peak SAR (1g cube tissue for brain or body)	1.60 W/kg
Spatial Average SAR (whole body)	0.08 W/kg
Spatial Peak SAR (10g for hands, feet, ankles and wrist)	4.00 W/kg

This test report may be reproduced in full only. The document may only be updated by Audix Technology Corp. personnel. Any changes will be noted in the Document History section of the report.

Audix Technology Corp.
No. 491, Zhongfu Rd., Linkou Dist.,
New Taipei City244,Taiwan
Tel: +886 2 26099301
Fax: +886 2 26099303

6.5. Conducted Power Measurement

Note:

1. Per KDB 447498 D01, the reported SAR is the measured SAR value adjusted for maximum tune-up tolerance.
   Scale Factor = tune-up limit power (mW)/EUT Conducted power (mW), where tune-up limit is the maximum rated power among all production units.
   Scale SAR(W/kg)= Measured SAR(W/kg)* Scaling Factor
2. Per KDB 447498 D01, for each exposure position, if the highest output channel reported SAR ≤0.8W/kg, other channels SAR testing is not necessary.
3. Per KDB 248227 D01, for OFDM transmission configuration in the 2.4G and 5G bands. An initial test configuration is determined by the highest maximum output power including tune-up tolerance. When multiple transmission modes(802.11a/g/n/ac/ax) have same maximum power, largest channel bandwidth , lowest order modulation and lowest data rate, lowest order 802.11 mode is selected.(i.e. a, g, n, ac then ax)
4. Per KDB 248227 D01, when the highest reported SAR for the initial test configuration (when applicable, include subsequent highest output channels), according to the initial test position or fixed exposure position requirements, is adjusted by the ratio of the subsequent test configuration to initial test configuration specified maximum output power and the adjusted SAR is ≤ 1.2 W/kg, SAR is not required for that subsequent test configuration.
5. Per KDB 248227 D01,U-NII-1 and U-NII-2A bands have the same specified maximum output and tolerance; SAR is measured for U-NII-2A band first. Adjusted SAR of U-NII-2A band is ≤ 1.2 W/kg, SAR is not required for U-NII-1 band. When different maximum output power is specified for the bands, begin SAR measurement in the band with higher specified maximum output power. The highest reported SAR for the tested configuration is adjusted by the ratio of lower to higher specified maximum output power for the two bands. When the adjusted SAR is ≤ 1.2 W/kg, SAR is not required for the band with lower maximum output power in that test configuration; otherwise, each band is tested independently for SAR.
6. Per KDB 248227 D01, When different maximum output power is specified for the bands, begin SAR measurement in the band with higher specified maximum output power. The highest reported SAR for the tested.
7. Pursuant section 2.8.1(2) KDB 865664 D01, when the original highest measured SAR is ≥ 0.80 W/kg, repeat that measurement once.
8. Pursuant section 2.8.1(3) KDB 865664 D01, perform a second repeated measurement only if the ratio of largest to smallest SAR for the original and first repeated measurements is > 1.20 or when the original or repeated measurement is ≥ 1.45 W/kg (~ 10% from the 1-g SAR limit)

This test report may be reproduced in full only. The document may only be updated by Audix Technology Corp. personnel. Any changes will be noted in the Document History section of the report.

Audix Technology Corp.
No. 491, Zhongfu Rd., Linkou Dist.,
New Taipei City244,Taiwan
Tel: +886 2 26099301
Fax: +886 2 26099303

6.5.1. For WLAN Function

Type of Network	Channel	Frequency (MHz)	Output Power (dBm)						SAR Test
			Chain 0 (AUX)			Chain 1 (Main)			
			Average Power	Tune-Up Limit	Scale Factor	Average Power	Tune-Up Limit	Scale Factor	
802.11b	CH 1	2412	18.92	19.00	---	19.06	19.50	---	No[NOTE2]
	CH 2	2417	19.62	20.00	---	19.81	20.00	---	
	CH 7	2442	19.82	20.00	1.03	19.89	20.00	1.04	Yes
	CH 10	2457	19.81	20.00	---	19.68	20.00	---	No[NOTE2]
	CH 11	2462	18.91	19.00	---	18.67	19.00	---	
	CH 12	2467	17.89	18.00	---	17.77	18.00	---	
	CH 13	2472	12.87	13.00	---	12.82	13.00	---	
802.11g	CH 1	2412	16.57	17.00	---	16.68	17.0	---	No[NOTE6]
	CH 2	2417	19.82	20.00	---	17.77	18.00	---	
	CH 7	2442	19.50	20.00	---	19.54	20.00	---	
	CH 10	2457	17.95	18.00	---	17.86	18.00	---	
	CH 11	2462	17.23	17.50	---	17.23	17.50	---	
	CH 12	2467	14.58	15.00	---	14.70	15.00	---	
	CH 13	2472	1.37	1.50	---	1.09	1.50	---	

Type of Network	Channel	Frequency (MHz)	Output Power (dBm)						SAR Test
			Chain 0 (AUX)			Chain 1 (Main)			
			Average Power	Tune-Up Limit	Scale Factor	Average Power	Tune-Up Limit	Scale Factor	
802.11n-HT20	CH 1	2412	13.85	14.00	---	14.02	14.50	---	No[NOTE4、3]
	CH 2	2417	15.27	15.50	---	15.14	15.50	---	
	CH 7	2442	16.80	17.00	---	16.89	17.00	---	
	CH 10	2457	15.38	15.50	---	15.37	15.50	---	
	CH 11	2462	14.66	15.00	---	14.49	14.50	---	
	CH 12	2467	11.72	12.00	---	11.63	12.00	---	
	CH 13	2472	-0.27	0	---	-0.96	0	---	
802.11n-HT40	CH 3	2422	13.63	14.00	---	13.66	14.00	---	
	CH 4	2427	12.63	13.00	---	12.53	13.00	---	
	CH 7	2442	14.39	14.50	---	14.41	14.50	---	
	CH 8	2447	14.56	15.00	---	14.53	15.00	---	
	CH 9	2452	12.89	13.00	---	13.04	13.50	---	
	CH 10	2457	9.23	9.50	---	9.23	8.50	---	
	CH 11	2462	1.17	1.50	---	0.25	0.50	---	

This test report may be reproduced in full only. The document may only be updated by Audix Technology Corp. personnel. Any changes will be noted in the Document History section of the report.

Audix Technology Corp.
No. 491, Zhongfu Rd., Linkou Dist.,
New Taipei City244,Taiwan
Tel: +886 2 26099301
Fax: +886 2 26099303

Type of Network	Channel	Frequency (MHz)	Output Power (dBm)						SAR Test
			Chain 0 (AUX)			Chain 1 (Main)			
			Average Power	Tune-Up Limit	Scale Factor	Average Power	Tune-Up Limit	Scale Factor	
802.11ax-HE20	CH 1	2412	13.69	14.00	---	13.91	14.00	---	No[NOTE4、3]
	CH 2	2417	15.16	15.50	---	15.02	15.50	---	
	CH 7	2442	16.83	17.00	---	16.88	17.00	---	
	CH 10	2457	15.44	15.50	---	15.27	15.50	---	
	CH 11	2462	14.36	14.50	---	14.32	14.50	---	
	CH 12	2467	11.64	12.00	---	11.45	11.50	---	
	CH 13	2472	-0.34	0	---	-1.07	0	---	
802.11ax-HE40	CH 3	2422	13.38	1.50	---	13.51	14.00	---	
	CH 4	2427	12.36	12.50	---	12.26	12.50	---	
	CH 7	2442	14.20	14.50	---	14.21	14.50	---	
	CH 8	2447	14.39	14.50	---	14.38	14.50	---	
	CH 9	2452	12.73	13.00	---	12.81	13.00	---	
	CH 10	2457	8.98	9.00	---	8.98	9.00	---	
	CH 11	2462	0.85	1.00	---	-0.11	0	---	

Type of Network	RU Config	Frequency (MHz)	Output Power (dBm)						SAR Test
			Chain 0 (AUX)			Chain 1 (Main)			
			Average Power	Tune-Up Limit	Scale Factor	Average Power	Tune-Up Limit	Scale Factor	
802.11ax-HE20	26/0	2412	13.47	13.50	---	13.35	13.50	---	No[NOTE4、3]
	52/37		13.56	14.00	---	13.58	14.00	---	
	106/53		13.56	14.00	---	13.56	14.00	---	
	26/8	2472	-1.46	-1.00	---	-2.62	-2.50	---	
	52/40		-1.19	-1.00	---	-2.42	-2.00	---	
	106/54		-1.13	-1.00	---	-2.17	-2.00	---	
802.11ax-HE40	242/61	2422	13.69	14.00	---	13.86	14.00	---	
	242/62	2467	1.17	1.50	---	1.03	1.025	---	

This test report may be reproduced in full only. The document may only be updated by Audix Technology Corp. personnel. Any changes will be noted in the Document History section of the report.

Audix Technology Corp.
No. 491, Zhongfu Rd., Linkou Dist.,
New Taipei City244,Taiwan
Tel: +886 2 26099301
Fax: +886 2 26099303

Type of Network	U-NII Band	Channel	Frequency (MHz)	Output Power (dBm)						SAR Test
				Chain 0 (AUX)			Chain 1 (Main)			
				Average Power	Tune-Up Limit	Scale Factor	Average Power	Tune-Up Limit	Scale Factor	
802.11a	I	CH 36	5180	18.14	18.50	---	17.94	18.00	---	No[NOTE5、3]
		CH 40	5200	18.75	19.00	---	18.56	19.00	---	
		CH 48	5240	19.72	20.00	---	19.61	20.00	---	
	2A	CH 52	5260	19.79	20.00	1.05	19.82	20.00	1.04	Yes
		CH 60	5300	18.91	19.00	---	18.59	19.00	---	No[NOTE2]
		CH 64	5320	18.12	18.50	---	17.73	18.00	---	
	2C	CH 100	5500	18.40	18.50	---	18.14	18.50	---	No[NOTE2、3]
		CH 116	5580	19.78	20.00	1.05	19.52	20.00	1.12	Yes
		CH 140	5700	17.62	18.00	---	18.09	18.50	---	No[NOTE2、3]
		CH 144	5720	19.78	20.00	---	19.54	20.00	---	
	III	CH 149	5745	19.73	20.00	1.06	19.97	20.00	1.01	Yes
		CH 157	5785	19.70	20.00	---	19.80	20.00	---	No[NOTE2、3]
		CH 165	5825	19.58	20.00	---	19.68	20.00	---	

Type of Network	U-NII Band	Channel	Frequency (MHz)	Output Power (dBm)						SAR Test
				Chain 0 (AUX)			Chain 1 (Main)			
				Average Power	Tune-Up Limit	Scale Factor	Average Power	Tune-Up Limit	Scale Factor	
802.11n-HT20	I	CH 36	5180	15.43	15.50	---	15.18	15.50	---	No[NOTE4、3]
		CH 40	5200	16.17	16.50	---	15.91	16.00	---	
		CH 48	5240	17.32	17.50	---	17.12	17.50	---	
	2A	CH 52	5260	17.42	17.50	---	17.39	17.50	---	
		CH 60	5300	16.20	16.50	---	15.90	16.00	---	
		CH 64	5320	15.36	15.50	---	15.10	16.50	---	
	2C	CH 100	5500	15.58	16.00	---	15.47	15.50	---	
		CH 116	5580	17.40	17.50	---	17.13	17.50	---	
		CH 140	5700	15.05	15.50	---	14.39	14.50	---	
		CH 144	5720	17.35	17.50	---	17.02	17.50	---	
	III	CH 149	5745	17.17	17.50	---	17.11	17.50	---	
		CH 157	5785	17.25	17.50	---	17.14	17.50	---	
		CH 165	5825	17.04	17.50	---	17.17	17.50	---	

This test report may be reproduced in full only. The document may only be updated by Audix Technology Corp. personnel. Any changes will be noted in the Document History section of the report.

Audix Technology Corp.
No. 491, Zhongfu Rd., Linkou Dist.,
New Taipei City244,Taiwan
Tel: +886 2 26099301
Fax: +886 2 26099303

Type of Network	U-NII Band	Channel	Frequency (MHz)	Output Power (dBm)						SAR Test
				Chain 0 (AUX)			Chain 1 (Main)			
				Average Power	Tune-Up Limit	Scale Factor	Average Power	Tune-Up Limit	Scale Factor	
802.11n-HT40	I	CH 38	5190	14.85	15.00	---	14.70	15.00	---	No[NOTE4、3]
		CH 46	5230	17.20	17.50	---	16.93	17.00	---	
	2A	CH 54	5270	16.58	17.00	---	16.48	16.50	---	
		CH 62	5310	14.66	15.00	---	14.40	14.50	---	
	2C	CH 102	5510	14.93	15.00	---	14.53	15.00	---	
		CH 110	5550	15.83	16.00	---	15.54	16.00	---	
		CH 134	5670	17.24	17.50	---	16.82	17.00	---	
		CH 142	5710	17.92	18.00	---	17.41	17.50	---	
	III	CH 151	5755	17.52	18.00	---	17.60	18.00	---	
		CH 159	5795	17.66	18.00	---	17.65	18.00	---	
802.11ac-VHT80	I	CH 52	5210	13.22	13.50	---	13.20	13.50	---	No[NOTE4、3]
	2A	CH 58	5290	14.21	1450	---	14.45	15.00	---	
	2C	CH 106	5530	15.44	15.50	---	15.07	15.50	---	
		CH 133	5610	17.45	17.50	---	17.36	17.50	---	
		CH 138	5690	18.00	18.50	---	17.77	18.00	---	
	III	CH 155	5775	16.38	16.50	---	16.30	16.350	---	
802.11ac-VHT160	I/2A	CH 50	5250	11.77	12.00	---	11.80	12.00	---	No[NOTE4、3]
	2C	CH 114	5570	11.45	11.50	---	11.34	11.50	---	

This test report may be reproduced in full only. The document may only be updated by Audix Technology Corp. personnel. Any changes will be noted in the Document History section of the report.

Audix Technology Corp.
No. 491, Zhongfu Rd., Linkou Dist.,
New Taipei City244,Taiwan
Tel: +886 2 26099301
Fax: +886 2 26099303

Type of Network	U-NII Band	Channel	Frequency (MHz)	Output Power (dBm)						SAR Test
				Chain 0 (AUX)			Chain 1 (Main)			
				Average Power	Tune-Up Limit	Scale Factor	Average Power	Tune-Up Limit	Scale Factor	
802.11ax -HE20	I	CH 36	5180	15.37	16.00	---	15.18	15.50	---	No[NOTE4、3]
		CH 40	5200	16.03	16.0	---	15.91	16.00	---	
		CH 48	5240	17.22	17.50	---	17.12	17.50	---	
	2A	CH 52	5260	17.29	17.50	---	17.34	17.50	---	
		CH 60	5300	16.14	16.50	---	15.99	16.00	---	
		CH 64	5320	15.23	15.50	---	14.97	15.00	---	
	2C	CH 100	5500	15.69	16.00	---	15.23	15.50	---	
		CH 116	5580	17.38	17.50	---	17.18	17.50	---	
		CH 140	5700	14.85	15.00	---	14.43	14.50	---	
		CH 144	5720	17.33	17.50	---	17.03	17.50	---	
	III	CH 149	5745	17.04	17.50	---	16.98	17.00	---	
		CH 157	5785	17.21	17.50	---	17.18	17.50	---	
		CH 165	5825	17.14	17.50	---	17.04	17.50	---	
802.11ax -HE40	I	CH 38	5190	15.15	16.00	---	14.98	15.00	---	No[NOTE4、3]
		CH 46	5230	16.97	17.00	---	16.78	17.00	---	
	2A	CH 54	5270	16.39	16.50	---	16.19	16.50	---	
		CH 62	5310	14.38	14.50	---	14.13	14.50	---	
	2C	CH 102	5510	14.75	15.00	---	14.40	14.50	---	
		CH 110	5550	15.53	16.00	---	15.24	15.50	---	
		CH 134	5670	16.95	17.00	---	16.52	17.00	---	
		CH 142	5710	17.54	18.00	---	17.22	17.50	---	
	III	CH 151	5755	17.28	17.50	---	17.17	17.50	---	
		CH 159	5795	17.38	17.50	---	17.27	17.50	---	
802.11ax -HE80	I	CH 52	5210	13.37	13.50	---	13.32	13.50	---	No[NOTE4、3]
	2A	CH 58	5290	14.26	14.50	---	14.24	14.50	---	
	2C	CH 106	5530	14.73	15.00	---	14.67	15.00	---	
		CH 133	5610	17.61	18.00	---	17.46	17.50	---	
		CH 138	5690	17.79	18.00	---	17.47	17.50	---	
	III	CH 155	5775	16.18	16.50	---	16.22	16.50	---	
802.11ax -HE160	I/2A	CH 50	5250	11.55	12.00	---	11.49	11.50	---	No[NOTE4、3]
	2C	CH 114	5570	11.03	11.50	---	11.09	11.50	---	

This test report may be reproduced in full only. The document may only be updated by Audix Technology Corp. personnel. Any changes will be noted in the Document History section of the report.

Audix Technology Corp.
No. 491, Zhongfu Rd., Linkou Dist.,
New Taipei City244,Taiwan
Tel: +886 2 26099301
Fax: +886 2 26099303

Type of Network	U-NII Band	Channel	Frequency (MHz)	RU Config	Output Power (dBm)						SAR Test
					Chain 0 (AUX)			Chain 1 (Main)			
					Average Power	Tune-Up Limit	Scale Factor	Average Power	Tune-Up Limit	Scale Factor	
802.11ax -HE20	I	CH 36	5180	26/0	11.23	11.50	---	11.04	11.50	---	No NOTE 4、3
				52/37	14.28	14.50	---	14.09	14.50	---	
				106/53	15.47	15.50	---	15.29	15.50	---	
	2A	CH 64	5320	26/8	11.67	12.00	---	11.55	12.00	---	
				52/40	11.90	12.00	---	11.77	12.00	---	
				106/54	15.38	15.50	---	15.25	15.50	---	
	2C	CH 100	5500	26/0	11.68	12.00	---	11.40	11.50	---	
				52/37	14.70	15.00	---	14.36	14.50	---	
				106/53	15.60	16.00	---	15.53	16.00	---	
		CH 140	5700	26/8	11.64	12.00	---	11.22	11.50	---	
				52/40	12.92	13.00	---	12.34	12.50	---	
				106/54	14.53	15.00	---	13.99	14.00	---	
	III	CH 149	5745	26/0	11.36	11.50	---	11.32	11.50	---	
				52/37	14.45	15.00	---	14.40	14.50	---	
				106/53	16.97	17.00	---	16.97	17.00	---	
		CH 165	5825	26/8	14.59	15.00	---	14.64	15.0	---	
				52/40	16.73	17.00	---	16.53	17.00	---	
				106/54	16.74	17.00	---	16.45	16.50	---	
802.11ax -HE40	I	CH 38	5190	242/61	15.25	15.50	---	15.18	15.80	---	No NOTE 4、3
	2A	CH 62	5310	242/62	14.45	14.50	---	14.17	14.50	---	
	2C	CH 102	5510	242/61	14.91	15.00	---	14.67	15.00	---	
		CH 142	5710	242/62	16.81	17.00	---	16.48	16.50	---	
	III	CH 151	5755	242/61	16.92	17.00	---	16.83	17.00	---	
		CH 159	5795	242/62	16.89	17.00	---	16.87	17.00	---	
802.11ax -HE80	I	CH 52	5210	484/65	14.35	14.50	---	13.73	14.00	---	No NOTE 4、3
	2A	CH 58	5290	484/66	12.12	12.50	---	11.68	12.00	---	
	2C	CH 106	5530	484/65	13.80	14.00	---	13.46	13.50	---	
		CH 133	5610	484/66	15.64	16.00	---	15.45	15.50	---	
	III	CH 155	5775	484/65	15.16	15.50	---	15.95	16.00	---	
				484/66	15.53	16.00	---	15.31	15.50	---	
802.11ax -HE160	2A	CH 50	5250	996/67	10.49	10.50	---	10.28	10.50	---	No NOTE 4、3
				996/S67	10.24	10.50	---	10.37	10.50	---	
	2C	CH 114	5570	996/67	10.18	10.50	---	9.74	10.00	---	
				996/S67	9.46	9.50	---	9.16	9.50	---	

This test report may be reproduced in full only. The document may only be updated by Audix Technology Corp. personnel. Any changes will be noted in the Document History section of the report.

Audix Technology Corp.
No. 491, Zhongfu Rd., Linkou Dist.,
New Taipei City244,Taiwan

Tel: +886 2 26099301
Fax: +886 2 26099303

6.5.2. For BT Function

Type of Network	Channel	Frequency (MHz)	Max Output Power (dBm)	Tune-Up Limit	Scale Factor	SAR Test
Bluetooth-GFSK	CH 0	2402	9.05	9.50	---	No
	CH 39	2441	9.41	9.50	1.02	Yes
	CH 78	2480	9.30	9.50	---	No
Bluetooth-8-DPSK	CH 0	2402	6.81	7.00	---	No
	CH 39	2441	7.41	7.50	---	No
	CH 78	2480	6.95	7.00	---	No
BLE (1M)	CH 37	2402	4.80	5.00	---	No
	CH 17	2440	5.30	5.50	---	No
	CH 39	2480	4.52	5.00	---	No
BLE (2M)	CH 37	2402	4.66	5.00	---	No
	CH 17	2440	5.04	5.50	---	No
	CH 39	2480	5.60	6.00	---	No
BLE (PHY Coded S2)	CH 37	2402	4.64	5.00	---	No
	CH 17	2440	5.03	5.50	---	No
	CH 39	2480	5.61	6.00	---	No
BLE (PHY Coded S8)	CH 37	2402	4.63	5.00	---	No
	CH 17	2440	5.28	5.50	---	No
	CH 39	2480	4.55	5.00	---	No

This test report may be reproduced in full only. The document may only be updated by Audix Technology Corp. personnel. Any changes will be noted in the Document History section of the report.

Audix Technology Corp.
No. 491, Zhongfu Rd., Linkou Dist.,
New Taipei City244,Taiwan
Tel: +886 2 26099301
Fax: +886 2 26099303

6.6. SAR Test Result

Test Date	2021. 02. 22	Temp./Hum.	21℃/46%
Test Voltage	AC 120V, 60Hz (with AC Adapter)	Tested by	Brian Hsieh
Test SKU	SKU #1 (with INPAQ Antenna)		

Test Mode: 2.4GHz										
Plot No.	Test Position: Body	Antenna Position	Separation Distance (cm)	Frequency	Conducted Power (dBm)	Maximum Tune-up (dBm)	SAR 1g (W/kg)	Scale Factor	Scale SAR	Limit (W/kg)
802.11b										
Antenna: Chain 1 (Main)										
8	Rear	Fixed	0	2442	19.82	20.0	0.125	1.04	**0.130**	1.60
Antenna: Chain 0 (AUX)										
7	Rear	Fixed	0	2442	19.89	20.0	0.073	1.03	0.075	1.60

Liquid Temperature : 20.4℃									Depth of Liquid: ＞15cm	
Test Mode: BT-GFSK										
Plot No.	Test Position: Body	Antenna Position	Separation Distance (cm)	Frequency	Conducted Power (dBm)	Maximum Tune-up (dBm)	SAR 1g (W/kg)	Scale Factor	Scale SAR	Limit (W/kg)
Antenna: Chain 0 (AUX)										
9	Rear	Fixed	0	2441	9.41	9.5	0.025	1.02	**0.026**	1.60

This test report may be reproduced in full only. The document may only be updated by Audix Technology Corp. personnel. Any changes will be noted in the Document History section of the report.

Audix Technology Corp.
No. 491, Zhongfu Rd., Linkou Dist.,
New Taipei City244,Taiwan
Tel: +886 2 26099301
Fax: +886 2 26099303

Test Date	2022. 02. 18 ~ 20	Temp./Hum.	22℃/42 ~ 45%
Test Voltage	AC 120V, 60Hz (with AC Adapter)	Tested by	Brian Hsieh
Test SKU	SKU #1 (with INPAQ Antenna)		

Liquid Temperature : 21.6℃ / 21.0℃									Depth of Liquid: ＞15cm	
Test Mode: 5GHz										
Plot No.	Test Position: Body	Antenna Position	Separation Distance (cm)	Frequency	Conducted Power (dBm)	Maximum Tune-up (dBm)	SAR 1g (W/kg)	Scale Factor	Scale SAR	Limit (W/kg)
802.11a (U-NII Band 2A)										
Antenna: Chain 1 (Main)										
2	Rear	Fixed	0	5260	19.82	20.0	0.320	1.04	0.333	1.60
Antenna: Chain 0 (AUX)										
1	Rear	Fixed	0	5260	19.79	20.0	0.240	1.05	0.252	1.60
802.11a (U-NII Band 2C)										
Antenna: Chain 1 (Main)										
4	Rear	Fixed	0	5580	19.52	20.0	0.342	1.12	**0.383**	1.60
Antenna: Chain 0 (AUX)										
3	Rear	Fixed	0	5580	19.78	20.0	0.210	1.05	0.221	1.60
802.11a (U-NII Band III)										
Antenna: Chain 1 (Main)										
6	Rear	Fixed	0	5745	19.97	20.0	0.279	1.01	0.281	1.60
Antenna: Chain 0 (AUX)										
5	Rear	Fixed	0	5745	19.73	20.0	0.327	1.06	**0.347**	1.60

This test report may be reproduced in full only. The document may only be updated by Audix Technology Corp. personnel. Any changes will be noted in the Document History section of the report.

Audix Technology Corp.
No. 491, Zhongfu Rd., Linkou Dist.,
New Taipei City244,Taiwan

Tel: +886 2 26099301
Fax: +886 2 26099303

Test Date	2021. 02. 22	Temp./Hum.	21℃/46%
Test Voltage	AC 120V, 60Hz (with AC Adapter)	Tested by	Brian Hsieh
Test SKU	SKU #2 (with LUXSHARE-ICT Antenna)		

Liquid Temperature : 20.4℃									Depth of Liquid: > 15cm	
Test Mode: 2.4GHz										
Plot No.	Test Position: Body	Antenna Position	Separation Distance (cm)	Frequency	Conducted Power (dBm)	Maximum Tune-up (dBm)	SAR 1g (W/kg)	Scale Factor	Scale SAR	Limit (W/kg)
802.11b										
Antenna: Chain 1 (Main)										
8	Rear	Fixed	0	2442	19.82	20.0	0.163	1.04	**0.170**	1.60
Antenna: Chain 0 (AUX)										
7	Rear	Fixed	0	2442	19.90	20.0	0.032	1.02	0.033	1.60

Liquid Temperature : 20.4℃									Depth of Liquid: > 15cm	
Test Mode: BT-GFSK										
Plot No.	Test Position: Body	Antenna Position	Separation Distance (cm)	Frequency	Conducted Power (dBm)	Maximum Tune-up (dBm)	SAR 1g (W/kg)	Scale Factor	Scale SAR	Limit (W/kg)
Antenna: Chain 0 (AUX)										
9	Rear	Fixed	0	2441	9.41	9.5	0.022	1.02	**0.022**	1.60

This test report may be reproduced in full only. The document may only be updated by Audix Technology Corp. personnel. Any changes will be noted in the Document History section of the report.

Audix Technology Corp.
No. 491, Zhongfu Rd., Linkou Dist.,
New Taipei City244,Taiwan
Tel: +886 2 26099301
Fax: +886 2 26099303

Test Date	2022. 02. 18 ~ 20	Temp./Hum.	22℃/42 ~ 45%
Test Voltage	AC 120V, 60Hz (with AC Adapter)	Tested by	Brian Hsieh
Test SKU	SKU #2 (with LUXSHARE-ICT Antenna)		

Liquid Temperature : 21.6℃ / 21.0℃									Depth of Liquid: ＞15cm	
Test Mode: 5GHz										
Plot No.	Test Position: Body	Antenna Position	Separation Distance (cm)	Frequency	Conducted Power (dBm)	Maximum Tune-up (dBm)	SAR 1g (W/kg)	Scale Factor	Scale SAR	Limit (W/kg)
802.11a (U-NII Band 2A)										
Antenna: Chain 1 (Main)										
2	Rear	Fixed	0	5260	19.82	20.0	0.181	1.04	0.188	1.60
Antenna: Chain 0 (AUX)										
1	Rear	Fixed	0	5260	19.79	20.0	0.184	1.05	0.193	1.60
802.11a (U-NII Band 2C)										
Antenna: Chain 1 (Main)										
4	Rear	Fixed	0	5580	19.52	20.0	0.372	1.12	**0.416**	1.60
Antenna: Chain 0 (AUX)										
3	Rear	Fixed	0	5580	19.78	20.0	0.592	1.05	**0.622**	1.60
802.11a (U-NII Band III)										
Antenna: Chain 1 (Main)										
6	Rear	Fixed	0	5745	19.97	20.0	0.231	1.01	0.233	1.60
Antenna: Chain 0 (AUX)										
5	Rear	Fixed	0	5745	19.73	20.0	0.279	1.06	0.296	1.60

This test report may be reproduced in full only. The document may only be updated by Audix Technology Corp. personnel. Any changes will be noted in the Document History section of the report.

Audix Technology Corp.
No. 491, Zhongfu Rd., Linkou Dist.,
New Taipei City244,Taiwan

Tel: +886 2 26099301
Fax: +886 2 26099303

APPENDIX A

GRAPH RESULT

(Model: 15Z90P)

This test report may be reproduced in full only. The document may only be updated by Audix Technology Corp. personnel. Any changes will be noted in the Document History section of the report.

Audix Technology Corp.
No. 491, Zhongfu Rd., Linkou Dist.,
New Taipei City244,Taiwan

Tel: +886 2 26099301
Fax: +886 2 26099303

Test SKU: SKU #1 (with INPAQ Antenna)

Date: 2/22/2021

Test Laboratory: Audix_SAR Lab

P8 802.11b CH7 2442MHz ant2

DUT: 15Z90P(INPQA)

Communication System: UID 0, WIFI 2.4G 802.11B (0); Frequency: 2442 MHz;Duty Cycle:1:1
Medium parameters used: f = 2442 MHz; σ = 1.765 S/m; ε_r = 40.224; ρ = 1000 kg/m^3
Phantom section: Flat Section

DASY Configuration:

- Probe: EX3DV4 - SN3855; ConvF(7.69, 7.69, 7.69) @ 2442 MHz; Calibrated: 9/23/2020
- Sensor-Surface: 2mm (Mechanical Surface Detection), z = 1.0, 31.0
- Electronics: DAE4 Sn1337; Calibrated: 9/17/2020
- Phantom: ELI V5.0 (20deg probe tilt); Type: QD OVA 002 AA; Serial: 1170
- DASY52 52.10.4(1527); SEMCAD X 14.6.14(7483)

Area Scan (4x10x1): Measurement grid: dx=20mm, dy=20mm
Maximum value of SAR (measured) = 0.169 W/kg

Zoom Scan (5x5x7)/Cube 0: Measurement grid: dx=8mm, dy=8mm, dz=5mm
Reference Value = 2.808 V/m; Power Drift = 0.49 dB
Peak SAR (extrapolated) = 0.262 W/kg
SAR(1 g) = 0.125 W/kg; SAR(10 g) = 0.069 W/kg
Smallest distance from peaks to all points 3 dB below = 9.6 mm
Ratio of SAR at M2 to SAR at M1 = 49.8%
Maximum value of SAR (measured) = 0.190 W/kg

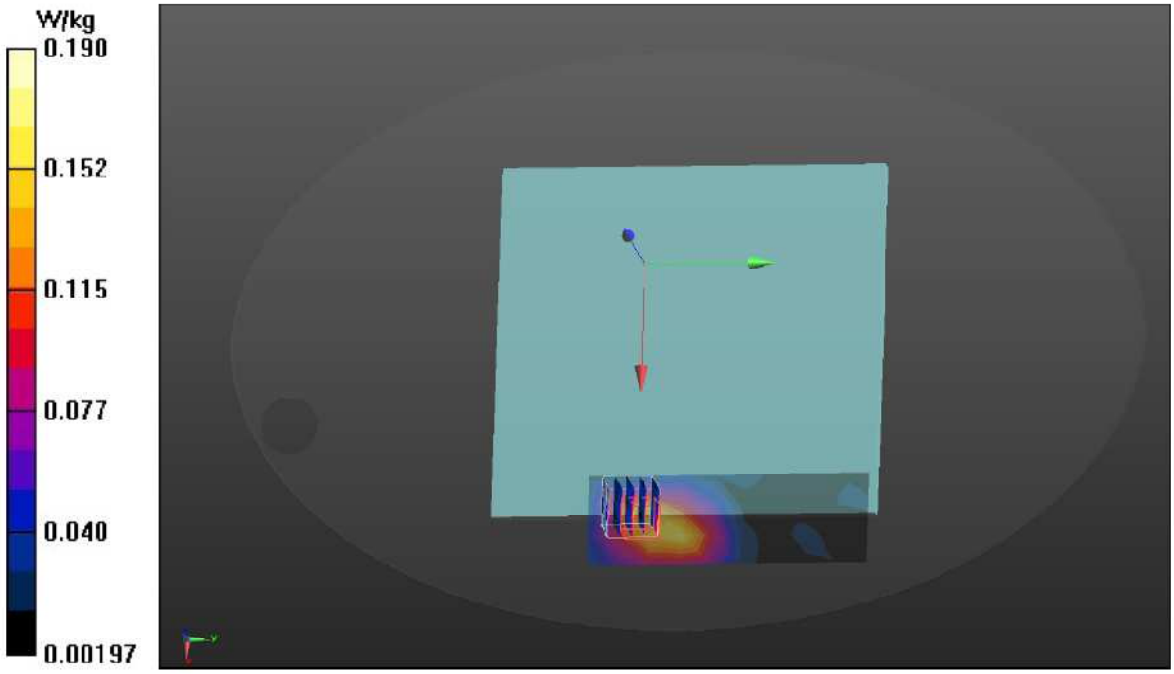

This test report may be reproduced in full only. The document may only be updated by Audix Technology Corp. personnel. Any changes will be noted in the Document History section of the report.

Audix Technology Corp.
No. 491, Zhongfu Rd., Linkou Dist.,
New Taipei City244,Taiwan

Tel: +886 2 26099301
Fax: +886 2 26099303

Date: 2/22/2021

Test Laboratory: Audix_SAR Lab

P7 802.11b CH7 2442MHz ant1

DUT: 15Z90P(INPQA)

Communication System: UID 0, WIFI 2.4G 802.11B (0); Frequency: 2442 MHz;Duty Cycle:1:1
Medium parameters used: f = 2442 MHz; σ = 1.765 S/m; ε_r = 40.224; ρ = 1000 kg/m^3
Phantom section: Flat Section

DASY Configuration:

- Probe: EX3DV4 - SN3855; ConvF(7.69, 7.69, 7.69) @ 2442 MHz; Calibrated: 9/23/2020
- Sensor-Surface: 2mm (Mechanical Surface Detection), z = 1.0, 31.0
- Electronics: DAE4 Sn1337; Calibrated: 9/17/2020
- Phantom: ELI V5.0 (20deg probe tilt); Type: QD OVA 002 AA; Serial: 1170
- DASY52 52.10.4(1527); SEMCAD X 14.6.14(7483)

Area Scan (4x10x1): Measurement grid: dx=20mm, dy=20mm
Maximum value of SAR (measured) = 0.118 W/kg

Zoom Scan (5x5x7)/Cube 0: Measurement grid: dx=8mm, dy=8mm, dz=5mm
Reference Value = 1.498 V/m; Power Drift = 0.36 dB
Peak SAR (extrapolated) = 0.190 W/kg
SAR(1 g) = 0.073 W/kg; SAR(10 g) = 0.036 W/kg
Smallest distance from peaks to all points 3 dB below = 6.6 mm
Ratio of SAR at M2 to SAR at M1 = 41.1%
Maximum value of SAR (measured) = 0.129 W/kg

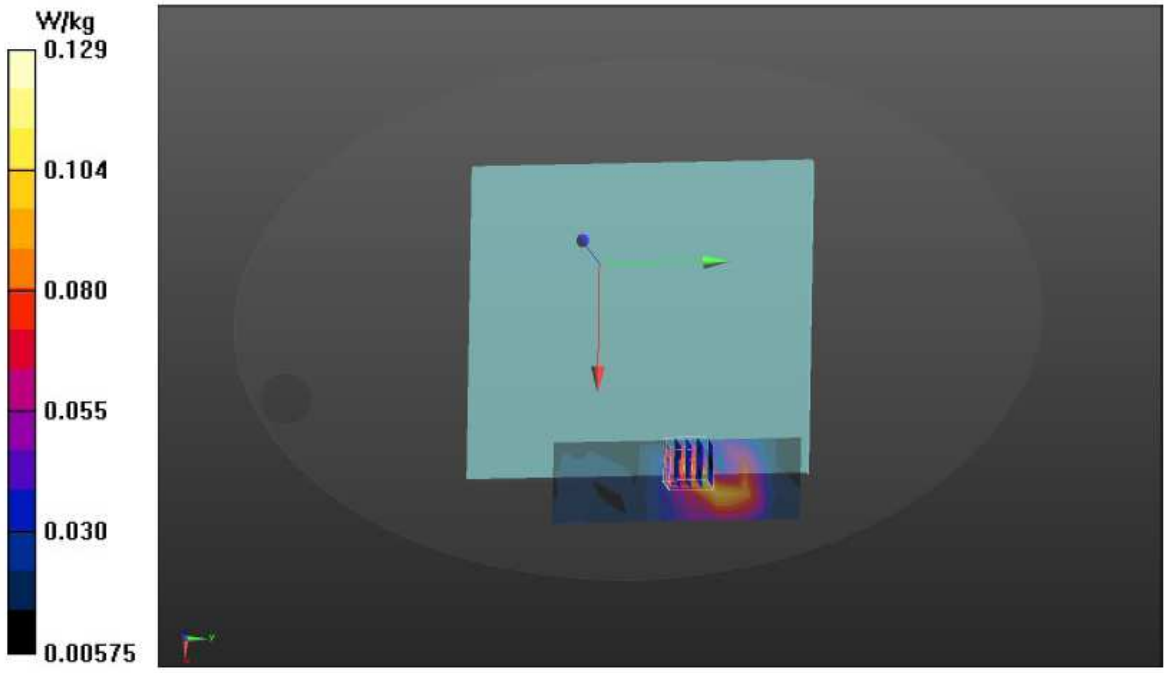

This test report may be reproduced in full only. The document may only be updated by Audix Technology Corp. personnel. Any changes will be noted in the Document History section of the report.

Audix Technology Corp.
No. 491, Zhongfu Rd., Linkou Dist.,
New Taipei City244,Taiwan

Tel: +886 2 26099301
Fax: +886 2 26099303

Date: 2/22/2021

Test Laboratory: Audix_SAR Lab

P9 GFSK CH39 2441MHz

DUT: 15Z90P(INPQA)

Communication System: UID 0, BT (0); Frequency: 2441 MHz;Duty Cycle:1:1
Medium parameters used: f = 2441 MHz; σ = 1.763 S/m; ε_r = 40.227; ρ = 1000 kg/m^3
Phantom section: Flat Section

DASY Configuration:

- Probe: EX3DV4 - SN3855; ConvF(7.69, 7.69, 7.69) @ 2441 MHz; Calibrated: 9/23/2020
- Sensor-Surface: 2mm (Mechanical Surface Detection), z = 1.0, 31.0
- Electronics: DAE4 Sn1337; Calibrated: 9/17/2020
- Phantom: ELI V5.0 (20deg probe tilt); Type: QD OVA 002 AA; Serial: 1170
- DASY52 52.10.4(1527); SEMCAD X 14.6.14(7483)

Area Scan (5x10x1): Measurement grid: dx=20mm, dy=20mm
Maximum value of SAR (measured) = 0.0180 W/kg

Zoom Scan (5x5x7)/Cube 0: Measurement grid: dx=8mm, dy=8mm, dz=5mm
Reference Value = 1.043 V/m; Power Drift = 0.67 dB
Peak SAR (extrapolated) = 0.0660 W/kg
SAR(1 g) = 0.025 W/kg; SAR(10 g) = 0.012 W/kg
Smallest distance from peaks to all points 3 dB below: Larger than measurement grid
Ratio of SAR at M2 to SAR at M1 = 74.4%
Maximum value of SAR (measured) = 0.0443 W/kg

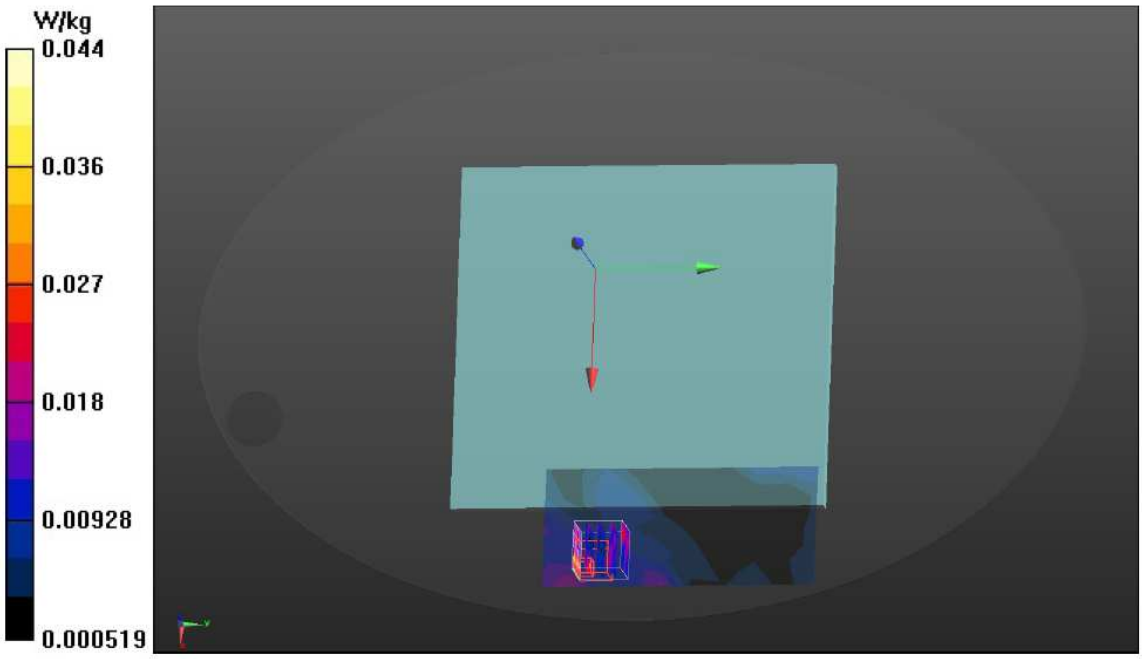

This test report may be reproduced in full only. The document may only be updated by Audix Technology Corp. personnel. Any changes will be noted in the Document History section of the report.

Audix Technology Corp.
No. 491, Zhongfu Rd., Linkou Dist.,
New Taipei City244,Taiwan

Tel: +886 2 26099301
Fax: +886 2 26099303

Date: 2/18/2021

Test Laboratory: Audix_SAR Lab

P2 802.11a CH52 5260MHz ant2

DUT: 15Z90P(INPAQ)

Communication System: UID 0, WIFI 5G 802.11a (0); Frequency: 5260 MHz;Duty Cycle:1:1
Medium parameters used: f = 5260 MHz; σ = 4.608 S/m; ε_r = 36.643; ρ = 1000 kg/m^3
Phantom section: Flat Section

DASY Configuration:

- Probe: EX3DV4 - SN3855; ConvF(5.15, 5.15, 5.15) @ 5260 MHz; Calibrated: 9/23/2020
- Sensor-Surface: 2mm (Mechanical Surface Detection), z = 1.0, 31.0
- Electronics: DAE4 Sn1337; Calibrated: 9/17/2020
- Phantom: ELI V5.0 (20deg probe tilt); Type: QD OVA 002 AA; Serial: 1170
- DASY52 52.10.4(1527); SEMCAD X 14.6.14(7483)

Area Scan (7x19x1): Measurement grid: dx=10mm, dy=10mm
Maximum value of SAR (measured) = 0.379 W/kg

Zoom Scan (7x7x9)/Cube 0: Measurement grid: dx=4mm, dy=4mm, dz=2.5mm
Reference Value = 0.6420 V/m; Power Drift = 1.77 dB
Peak SAR (extrapolated) = 1.33 W/kg
SAR(1 g) = 0.320 W/kg; SAR(10 g) = 0.121 W/kg
Smallest distance from peaks to all points 3 dB below = 8.8 mm
Ratio of SAR at M2 to SAR at M1 = 52.4%
Maximum value of SAR (measured) = 0.602 W/kg

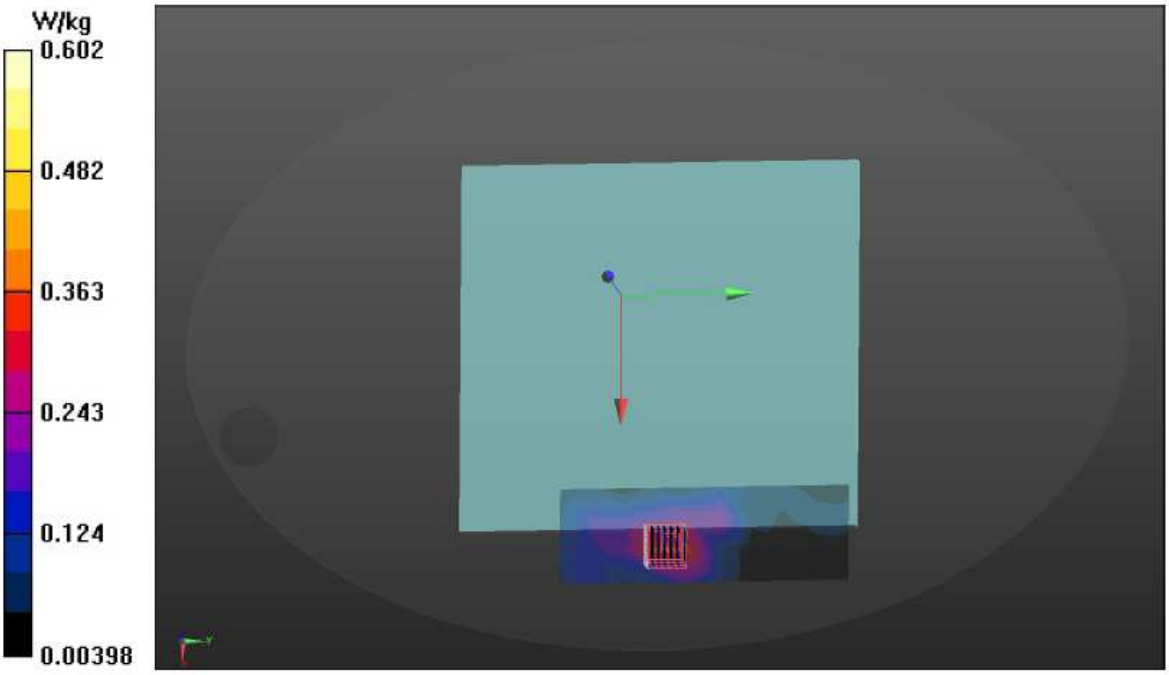

This test report may be reproduced in full only. The document may only be updated by Audix Technology Corp. personnel. Any changes will be noted in the Document History section of the report.

Audix Technology Corp.
No. 491, Zhongfu Rd., Linkou Dist.,
New Taipei City244,Taiwan

Tel: +886 2 26099301
Fax: +886 2 26099303

Date: 2/18/2021

Test Laboratory: Audix_SAR Lab

P1 802.11a CH52 5260MHz ant1

DUT: 15Z90P(INPAQ)

Communication System: UID 0, WIFI 5G 802.11a (0); Frequency: 5260 MHz;Duty Cycle:1:1
Medium parameters used: f = 5260 MHz; σ = 4.608 S/m; ε_r = 36.643; ρ = 1000 kg/m^3
Phantom section: Flat Section

DASY Configuration:

- Probe: EX3DV4 - SN3855; ConvF(5.15, 5.15, 5.15) @ 5260 MHz; Calibrated: 9/23/2020
- Sensor-Surface: 2mm (Mechanical Surface Detection), z = 1.0, 31.0
- Electronics: DAE4 Sn1337; Calibrated: 9/17/2020
- Phantom: ELI V5.0 (20deg probe tilt); Type: QD OVA 002 AA; Serial: 1170
- DASY52 52.10.4(1527); SEMCAD X 14.6.14(7483)

Area Scan (7x19x1): Measurement grid: dx=10mm, dy=10mm
Maximum value of SAR (measured) = 0.401 W/kg

Zoom Scan (7x7x9)/Cube 0: Measurement grid: dx=4mm, dy=4mm, dz=2.5mm
Reference Value = 1.298 V/m; Power Drift = 0.29 dB
Peak SAR (extrapolated) = 2.10 W/kg
SAR(1 g) = 0.240 W/kg; SAR(10 g) = 0.087 W/kg
Smallest distance from peaks to all points 3 dB below = 7.9 mm
Ratio of SAR at M2 to SAR at M1 = 45.2%
Maximum value of SAR (measured) = 0.462 W/kg



This test report may be reproduced in full only. The document may only be updated by Audix Technology Corp. personnel. Any changes will be noted in the Document History section of the report.

Audix Technology Corp.
No. 491, Zhongfu Rd., Linkou Dist.,
New Taipei City244,Taiwan

Tel: +886 2 26099301
Fax: +886 2 26099303

Date: 2/19/2021

Test Laboratory: Audix_SAR Lab

P4 802.11a CH116 5580MHz ant2

DUT: 15Z90P(INPAQ)

Communication System: UID 0, WIFI 5G 802.11a (0); Frequency: 5580 MHz;Duty Cycle:1:1
Medium parameters used: f = 5580 MHz; σ = 4.977 S/m; ε_r = 36.147; ρ = 1000 kg/m^3
Phantom section: Flat Section

DASY Configuration:

- Probe: EX3DV4 - SN3855; ConvF(4.83, 4.83, 4.83) @ 5580 MHz; Calibrated: 9/23/2020
- Sensor-Surface: 2mm (Mechanical Surface Detection), z = 1.0, 31.0
- Electronics: DAE4 Sn1337; Calibrated: 9/17/2020
- Phantom: ELI V5.0 (20deg probe tilt); Type: QD OVA 002 AA; Serial: 1170
- DASY52 52.10.4(1527); SEMCAD X 14.6.14(7483)

Area Scan (7x19x1): Measurement grid: dx=10mm, dy=10mm
Maximum value of SAR (measured) = 0.558 W/kg

Zoom Scan (7x7x9)/Cube 0: Measurement grid: dx=4mm, dy=4mm, dz=2.5mm
Reference Value = 0.7340 V/m; Power Drift = 0.74 dB
Peak SAR (extrapolated) = 1.33 W/kg
SAR(1 g) = 0.342 W/kg; SAR(10 g) = 0.134 W/kg
Smallest distance from peaks to all points 3 dB below = 7.9 mm
Ratio of SAR at M2 to SAR at M1 = 53.2%
Maximum value of SAR (measured) = 0.639 W/kg

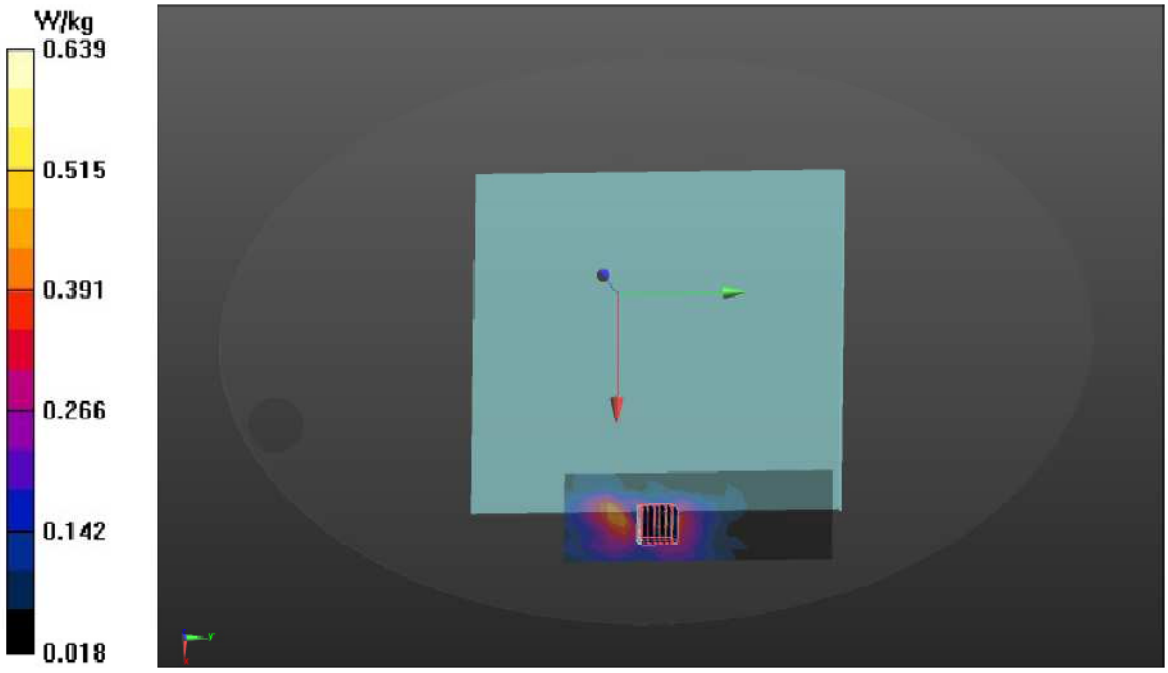

This test report may be reproduced in full only. The document may only be updated by Audix Technology Corp. personnel. Any changes will be noted in the Document History section of the report.

Audix Technology Corp.
No. 491, Zhongfu Rd., Linkou Dist.,
New Taipei City244,Taiwan

Tel: +886 2 26099301
Fax: +886 2 26099303

Date: 2/19/2021

Test Laboratory: Audix_SAR Lab

P3 802.11a CH116 5580MHz ant1

DUT: 15Z90P(INPAQ)

Communication System: UID 0, WIFI 5G 802.11a (0); Frequency: 5580 MHz;Duty Cycle:1:1
Medium parameters used: f = 5580 MHz; σ = 4.977 S/m; ε_r = 36.147; ρ = 1000 kg/m^3
Phantom section: Flat Section

DASY Configuration:

- Probe: EX3DV4 - SN3855; ConvF(4.83, 4.83, 4.83) @ 5580 MHz; Calibrated: 9/23/2020
- Sensor-Surface: 2mm (Mechanical Surface Detection), z = 1.0, 31.0
- Electronics: DAE4 Sn1337; Calibrated: 9/17/2020
- Phantom: ELI V5.0 (20deg probe tilt); Type: QD OVA 002 AA; Serial: 1170
- DASY52 52.10.4(1527); SEMCAD X 14.6.14(7483)

Area Scan (7x19x1): Measurement grid: dx=10mm, dy=10mm
Maximum value of SAR (measured) = 0.325 W/kg

Zoom Scan (7x7x9)/Cube 0: Measurement grid: dx=4mm, dy=4mm, dz=2.5mm
Reference Value = 1.290 V/m; Power Drift = 1.69 dB
Peak SAR (extrapolated) = 1.20 W/kg
SAR(1 g) = 0.210 W/kg; SAR(10 g) = 0.099 W/kg
Smallest distance from peaks to all points 3 dB below = 8.8 mm
Ratio of SAR at M2 to SAR at M1 = 41.8%
Maximum value of SAR (measured) = 0.364 W/kg

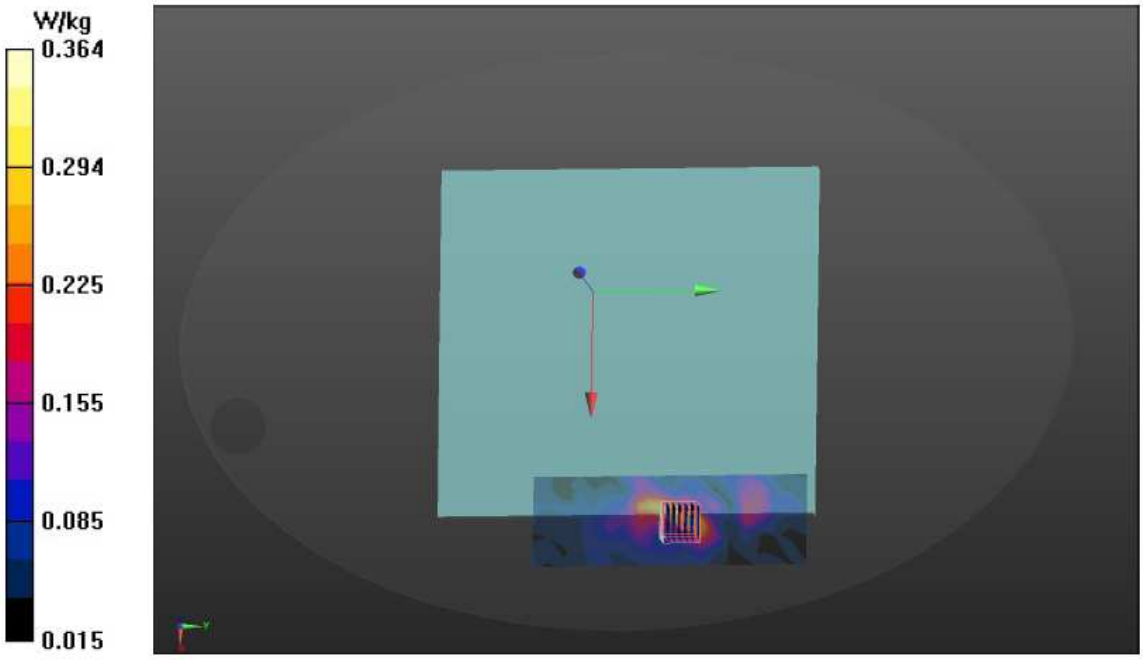

This test report may be reproduced in full only. The document may only be updated by Audix Technology Corp. personnel. Any changes will be noted in the Document History section of the report.

Audix Technology Corp.
No. 491, Zhongfu Rd., Linkou Dist.,
New Taipei City244,Taiwan

Tel: +886 2 26099301
Fax: +886 2 26099303

Date: 2/20/2021

Test Laboratory: Audix_SAR Lab

P6 802.11a CH149 5745MHz ant2

DUT: 15Z90P(INPAQ)

Communication System: UID 0, WIFI 5G 802.11a (0); Frequency: 5745 MHz;Duty Cycle:1:1
Medium parameters used: f = 5745 MHz; σ = 5.162 S/m; ε_r = 35.855; ρ = 1000 kg/m^3
Phantom section: Flat Section

DASY Configuration:

- Probe: EX3DV4 - SN3855; ConvF(4.8, 4.8, 4.8) @ 5745 MHz; Calibrated: 9/23/2020
- Sensor-Surface: 2mm (Mechanical Surface Detection), z = 1.0, 31.0
- Electronics: DAE4 Sn1337; Calibrated: 9/17/2020
- Phantom: ELI V5.0 (20deg probe tilt); Type: QD OVA 002 AA; Serial: 1170
- DASY52 52.10.4(1527); SEMCAD X 14.6.14(7483)

Area Scan (7x19x1): Measurement grid: dx=10mm, dy=10mm
Maximum value of SAR (measured) = 0.369 W/kg

Zoom Scan (7x7x9)/Cube 0: Measurement grid: dx=4mm, dy=4mm, dz=2.5mm
Reference Value = 1.219 V/m; Power Drift = 0.13 dB
Peak SAR (extrapolated) = 1.16 W/kg
SAR(1 g) = 0.279 W/kg; SAR(10 g) = 0.099 W/kg
Smallest distance from peaks to all points 3 dB below = 14 mm
Ratio of SAR at M2 to SAR at M1 = 45.7%
Maximum value of SAR (measured) = 0.503 W/kg

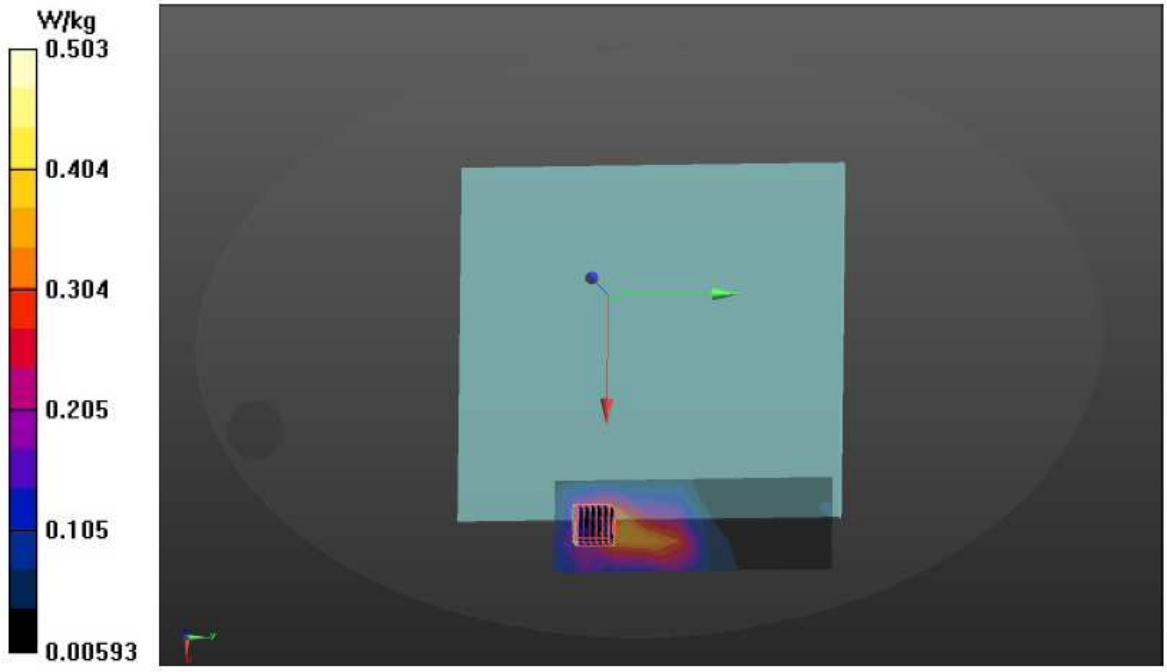

This test report may be reproduced in full only. The document may only be updated by Audix Technology Corp. personnel. Any changes will be noted in the Document History section of the report.

Audix Technology Corp.
No. 491, Zhongfu Rd., Linkou Dist.,
New Taipei City244,Taiwan

Tel: +886 2 26099301
Fax: +886 2 26099303

Date: 2/20/2021

Test Laboratory: Audix_SAR Lab

P5 802.11a CH149 5745MHz ant1

DUT: 15Z90P(INPAQ)

Communication System: UID 0, WIFI 5G 802.11a (0); Frequency: 5745 MHz;Duty Cycle:1:1
Medium parameters used: f = 5745 MHz; σ = 5.162 S/m; ε_r = 35.855; ρ = 1000 kg/m^3
Phantom section: Flat Section

DASY Configuration:

- Probe: EX3DV4 - SN3855; ConvF(4.8, 4.8, 4.8) @ 5745 MHz; Calibrated: 9/23/2020
- Sensor-Surface: 2mm (Mechanical Surface Detection), z = 1.0, 31.0
- Electronics: DAE4 Sn1337; Calibrated: 9/17/2020
- Phantom: ELI V5.0 (20deg probe tilt); Type: QD OVA 002 AA; Serial: 1170
- DASY52 52.10.4(1527); SEMCAD X 14.6.14(7483)

Area Scan (7x19x1): Measurement grid: dx=10mm, dy=10mm
Maximum value of SAR (measured) = 0.444 W/kg

Zoom Scan (7x7x9)/Cube 0: Measurement grid: dx=4mm, dy=4mm, dz=2.5mm
Reference Value = 1.769 V/m; Power Drift = 0.37 dB
Peak SAR (extrapolated) = 1.45 W/kg
SAR(1 g) = 0.327 W/kg; SAR(10 g) = 0.120 W/kg
Smallest distance from peaks to all points 3 dB below = 7.2 mm
Ratio of SAR at M2 to SAR at M1 = 35.5%
Maximum value of SAR (measured) = 0.768 W/kg



This test report may be reproduced in full only. The document may only be updated by Audix Technology Corp. personnel. Any changes will be noted in the Document History section of the report.

Audix Technology Corp.
No. 491, Zhongfu Rd., Linkou Dist.,
New Taipei City244,Taiwan

Tel: +886 2 26099301
Fax: +886 2 26099303

Test SKU: SKU #2 (with LUXSHARE-ICT Antenna)

Date: 2/22/2021

Test Laboratory: Audix_SAR Lab

P8 802.11b CH7 2442MHz ant2

DUT: 15Z90P(LUXSHARE)

Communication System: UID 0, WIFI 2.4G 802.11B (0); Frequency: 2442 MHz;Duty Cycle:1:1
Medium parameters used: f = 2442 MHz; σ = 1.765 S/m; ε_r = 40.224; ρ = 1000 kg/m^3
Phantom section: Flat Section

DASY Configuration:

- Probe: EX3DV4 - SN3855; ConvF(7.69, 7.69, 7.69) @ 2442 MHz; Calibrated: 9/23/2020
- Sensor-Surface: 2mm (Mechanical Surface Detection), z = 1.0, 31.0
- Electronics: DAE4 Sn1337; Calibrated: 9/17/2020
- Phantom: ELI V5.0 (20deg probe tilt); Type: QD OVA 002 AA; Serial: 1170
- DASY52 52.10.4(1527); SEMCAD X 14.6.14(7483)

Area Scan (4x10x1): Measurement grid: dx=20mm, dy=20mm
Maximum value of SAR (measured) = 0.205 W/kg

Zoom Scan (5x5x7)/Cube 0: Measurement grid: dx=8mm, dy=8mm, dz=5mm
Reference Value = 1.176 V/m; Power Drift = 0.57 dB
Peak SAR (extrapolated) = 0.359 W/kg
SAR(1 g) = 0.163 W/kg; SAR(10 g) = 0.078 W/kg
Smallest distance from peaks to all points 3 dB below = 8.6 mm
Ratio of SAR at M2 to SAR at M1 = 51.4%
Maximum value of SAR (measured) = 0.249 W/kg

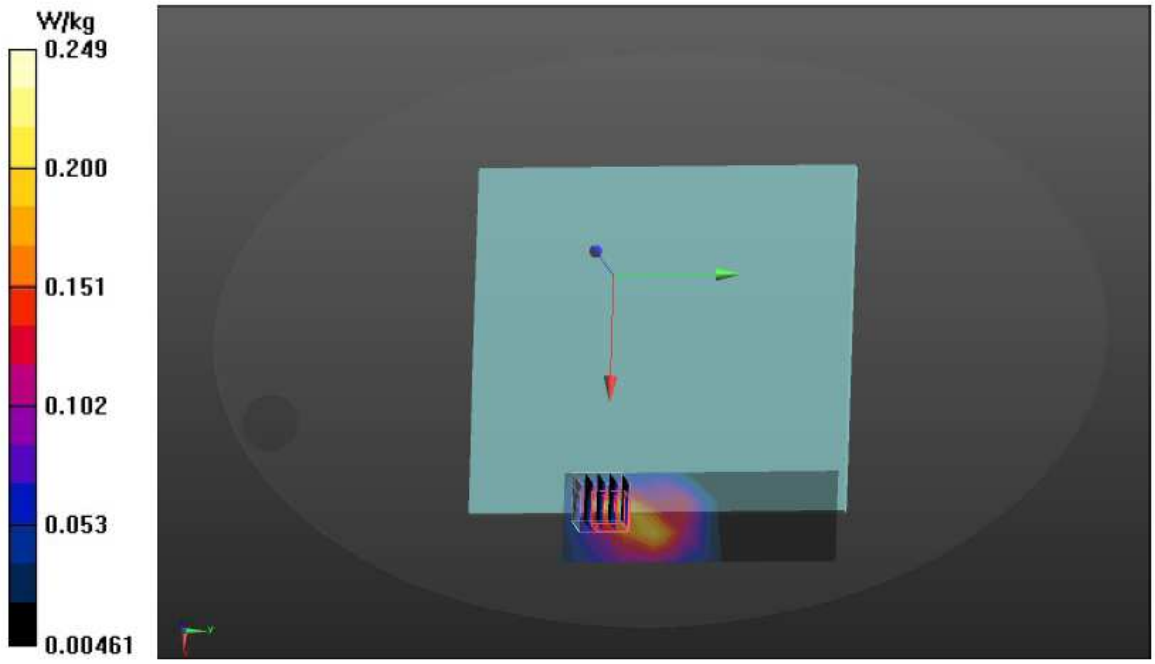

This test report may be reproduced in full only. The document may only be updated by Audix Technology Corp. personnel. Any changes will be noted in the Document History section of the report.

Audix Technology Corp.
No. 491, Zhongfu Rd., Linkou Dist.,
New Taipei City244,Taiwan

Tel: +886 2 26099301
Fax: +886 2 26099303

Date: 2/22/2021

Test Laboratory: Audix_SAR Lab

P7 802.11b CH7 2442MHz ant1

DUT: 15Z90P(LUXSHARE)

Communication System: UID 0, WIFI 2.4G 802.11B (0); Frequency: 2442 MHz;Duty Cycle:1:1
Medium parameters used: f = 2442 MHz; σ = 1.765 S/m; ε_r = 40.224; ρ = 1000 kg/m^3
Phantom section: Flat Section

DASY Configuration:

- Probe: EX3DV4 - SN3855; ConvF(7.69, 7.69, 7.69) @ 2442 MHz; Calibrated: 9/23/2020
- Sensor-Surface: 2mm (Mechanical Surface Detection), z = 1.0, 31.0
- Electronics: DAE4 Sn1337; Calibrated: 9/17/2020
- Phantom: ELI V5.0 (20deg probe tilt); Type: QD OVA 002 AA; Serial: 1170
- DASY52 52.10.4(1527); SEMCAD X 14.6.14(7483)

Area Scan (4x10x1): Measurement grid: dx=20mm, dy=20mm
Maximum value of SAR (measured) = 0.0485 W/kg

Zoom Scan (5x5x7)/Cube 0: Measurement grid: dx=8mm, dy=8mm, dz=5mm
Reference Value = 1.322 V/m; Power Drift = -0.94 dB
Peak SAR (extrapolated) = 0.0980 W/kg
SAR(1 g) = 0.032 W/kg; SAR(10 g) = 0.015 W/kg
Smallest distance from peaks to all points 3 dB below: Larger than measurement grid
Ratio of SAR at M2 to SAR at M1 = 49.5%
Maximum value of SAR (measured) = 0.0479 W/kg

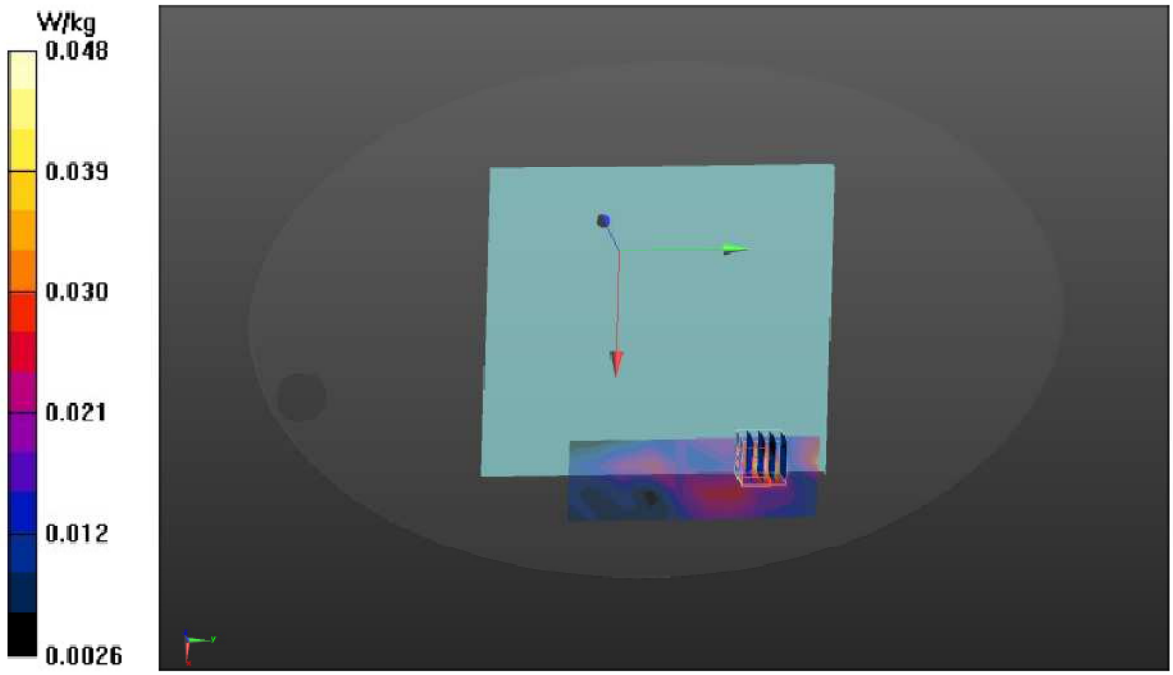

This test report may be reproduced in full only. The document may only be updated by Audix Technology Corp. personnel. Any changes will be noted in the Document History section of the report.

Audix Technology Corp.
No. 491, Zhongfu Rd., Linkou Dist.,
New Taipei City244,Taiwan

Tel: +886 2 26099301
Fax: +886 2 26099303

Date: 2/22/2021

Test Laboratory: Audix_SAR Lab

P9 GFSK CH39 2441MHz

DUT: 15Z90P(LUXSHARE)

Communication System: UID 0, BT (0); Frequency: 2441 MHz;Duty Cycle:1:1
Medium parameters used: f = 2441 MHz; σ = 1.763 S/m; ε_r = 40.227; ρ = 1000 kg/m^3
Phantom section: Flat Section

DASY Configuration:

- Probe: EX3DV4 - SN3855; ConvF(7.69, 7.69, 7.69) @ 2441 MHz; Calibrated: 9/23/2020
- Sensor-Surface: 2mm (Mechanical Surface Detection), z = 1.0, 31.0
- Electronics: DAE4 Sn1337; Calibrated: 9/17/2020
- Phantom: ELI V5.0 (20deg probe tilt); Type: QD OVA 002 AA; Serial: 1170
- DASY52 52.10.4(1527); SEMCAD X 14.6.14(7483)

Area Scan (5x10x1): Measurement grid: dx=20mm, dy=20mm
Maximum value of SAR (measured) = 0.0171 W/kg

Zoom Scan (5x5x7)/Cube 0: Measurement grid: dx=8mm, dy=8mm, dz=5mm
Reference Value = 3.070 V/m; Power Drift = -1.86 dB
Peak SAR (extrapolated) = 0.0310 W/kg
SAR(1 g) = 0.022 W/kg; SAR(10 g) = 0.015 W/kg
Smallest distance from peaks to all points 3 dB below: Larger than measurement grid
Ratio of SAR at M2 to SAR at M1 = 74.7%
Maximum value of SAR (measured) = 0.0289 W/kg

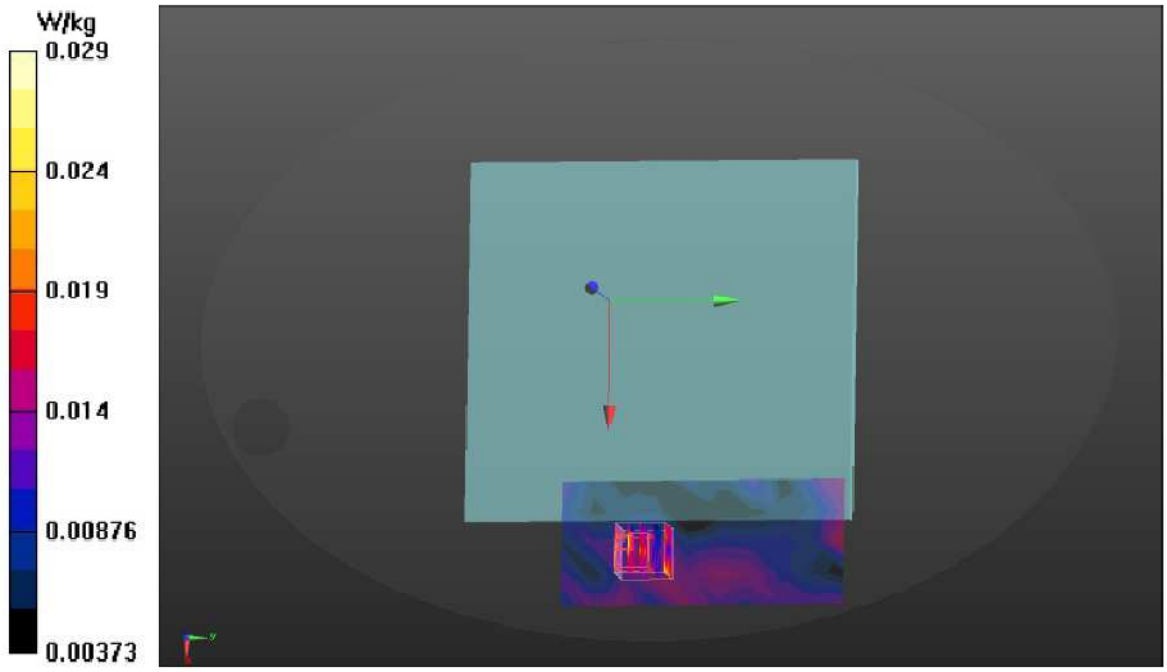

This test report may be reproduced in full only. The document may only be updated by Audix Technology Corp. personnel. Any changes will be noted in the Document History section of the report.

Audix Technology Corp.
No. 491, Zhongfu Rd., Linkou Dist.,
New Taipei City244,Taiwan

Tel: +886 2 26099301
Fax: +886 2 26099303

Date: 2/18/2021

Test Laboratory: Audix_SAR Lab

P2 802.11a CH52 5260MHz ant2

DUT: 15Z90P(LUXSHARE)

Communication System: UID 0, WIFI 5G 802.11a (0); Frequency: 5260 MHz;Duty Cycle:1:1
Medium parameters used: f = 5260 MHz; σ = 4.608 S/m; ε_r = 36.643; ρ = 1000 kg/m^3
Phantom section: Flat Section

DASY Configuration:

- Probe: EX3DV4 - SN3855; ConvF(5.15, 5.15, 5.15) @ 5260 MHz; Calibrated: 9/23/2020
- Sensor-Surface: 2mm (Mechanical Surface Detection), z = 1.0, 31.0
- Electronics: DAE4 Sn1337; Calibrated: 9/17/2020
- Phantom: ELI V5.0 (20deg probe tilt); Type: QD OVA 002 AA; Serial: 1170
- DASY52 52.10.4(1527); SEMCAD X 14.6.14(7483)

Area Scan (7x29x1): Measurement grid: dx=10mm, dy=10mm
Maximum value of SAR (measured) = 0.246 W/kg

Zoom Scan (7x7x9)/Cube 0: Measurement grid: dx=4mm, dy=4mm, dz=2.5mm
Reference Value = 1.165 V/m; Power Drift = 0.84 dB
Peak SAR (extrapolated) = 0.707 W/kg
SAR(1 g) = 0.181 W/kg; SAR(10 g) = 0.083 W/kg
Smallest distance from peaks to all points 3 dB below = 7.4 mm
Ratio of SAR at M2 to SAR at M1 = 48.9%
Maximum value of SAR (measured) = 0.318 W/kg

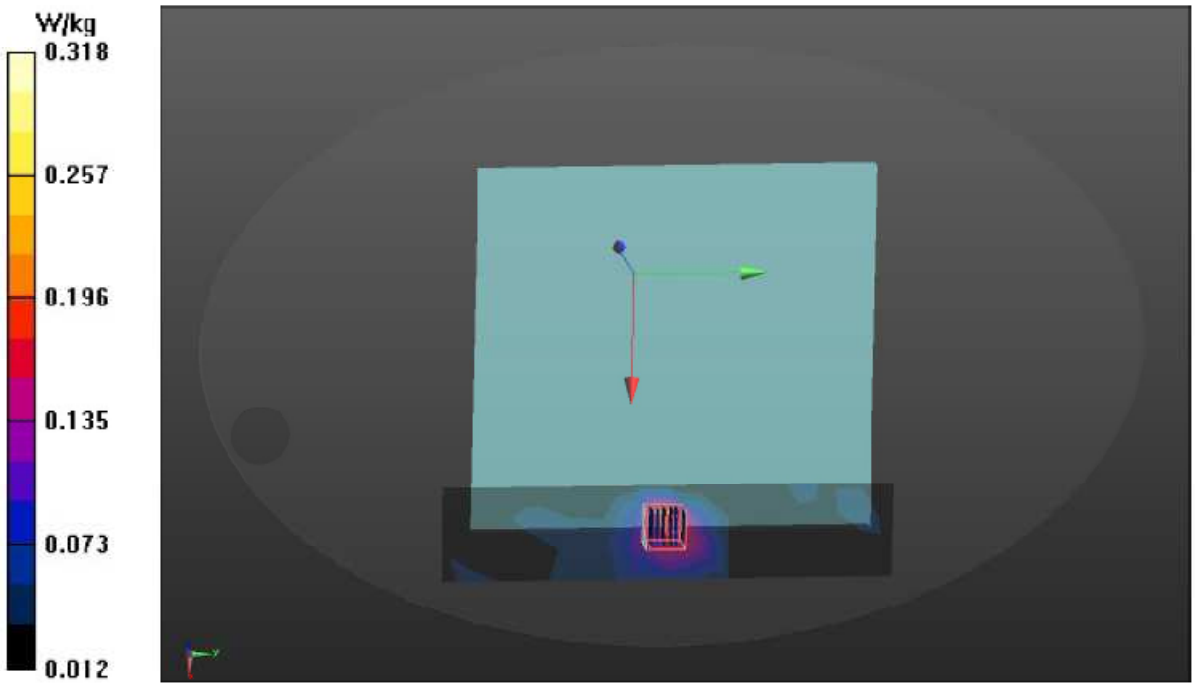

This test report may be reproduced in full only. The document may only be updated by Audix Technology Corp. personnel. Any changes will be noted in the Document History section of the report.

Audix Technology Corp.
No. 491, Zhongfu Rd., Linkou Dist.,
New Taipei City244,Taiwan

Tel: +886 2 26099301
Fax: +886 2 26099303

Date: 2/18/2021

Test Laboratory: Audix_SAR Lab

P1 802.11a CH52 5260MHz ant1

DUT: 15Z90P(LUXSHARE)

Communication System: UID 0, WIFI 5G 802.11a (0); Frequency: 5260 MHz;Duty Cycle:1:1
Medium parameters used: f = 5260 MHz; σ = 4.608 S/m; ε_r = 36.643; ρ = 1000 kg/m^3
Phantom section: Flat Section

DASY Configuration:

- Probe: EX3DV4 - SN3855; ConvF(5.15, 5.15, 5.15) @ 5260 MHz; Calibrated: 9/23/2020
- Sensor-Surface: 2mm (Mechanical Surface Detection), z = 1.0, 31.0
- Electronics: DAE4 Sn1337; Calibrated: 9/17/2020
- Phantom: ELI V5.0 (20deg probe tilt); Type: QD OVA 002 AA; Serial: 1170
- DASY52 52.10.4(1527); SEMCAD X 14.6.14(7483)

Area Scan (7x29x1): Measurement grid: dx=10mm, dy=10mm
Maximum value of SAR (measured) = 0.162 W/kg

Zoom Scan (7x7x9)/Cube 0: Measurement grid: dx=4mm, dy=4mm, dz=2.5mm
Reference Value = 1.232 V/m; Power Drift = 0.28 dB
Peak SAR (extrapolated) = 0.651 W/kg
SAR(1 g) = 0.184 W/kg; SAR(10 g) = 0.079 W/kg
Smallest distance from peaks to all points 3 dB below = 8 mm
Ratio of SAR at M2 to SAR at M1 = 42.6%
Maximum value of SAR (measured) = 0.361 W/kg

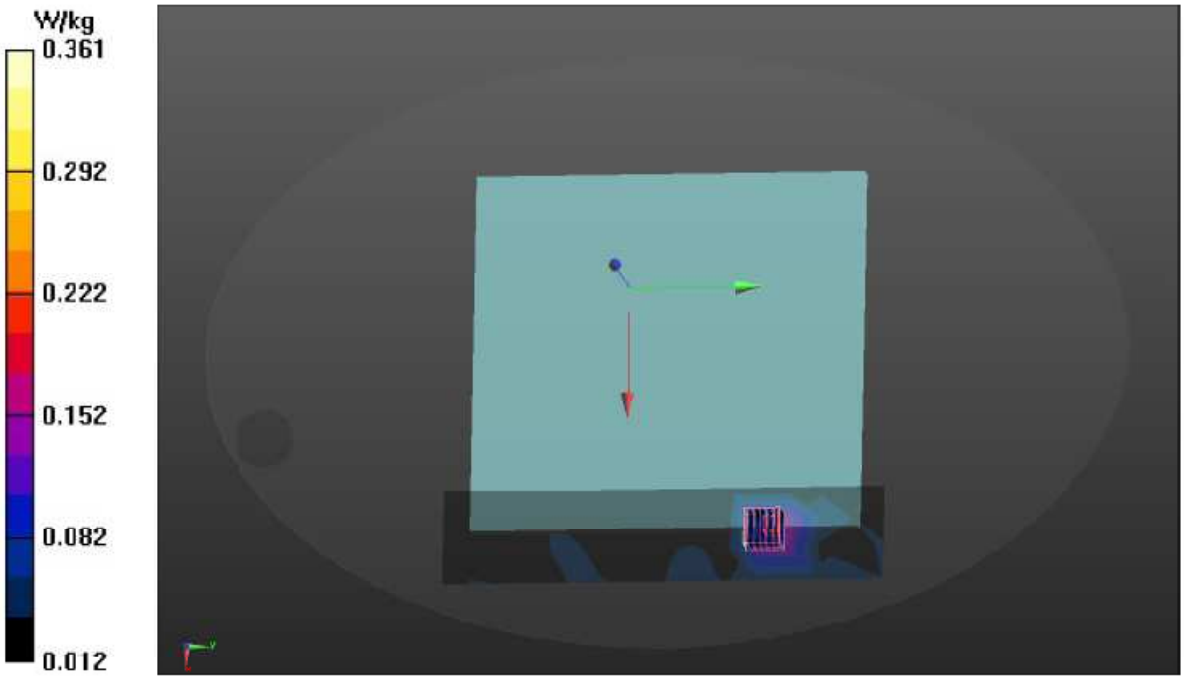

This test report may be reproduced in full only. The document may only be updated by Audix Technology Corp. personnel. Any changes will be noted in the Document History section of the report.

Audix Technology Corp.
No. 491, Zhongfu Rd., Linkou Dist.,
New Taipei City244,Taiwan

Tel: +886 2 26099301
Fax: +886 2 26099303

Date: 2/19/2021

Test Laboratory: Audix_SAR Lab

P4 802.11a CH116 5580MHz ant2

DUT: 15Z90P(LUXSHARE)

Communication System: UID 0, WIFI 5G 802.11a (0); Frequency: 5580 MHz;Duty Cycle:1:1
Medium parameters used: f = 5580 MHz; σ = 4.977 S/m; ε_r = 36.147; ρ = 1000 kg/m^3
Phantom section: Flat Section

DASY Configuration:

- Probe: EX3DV4 - SN3855; ConvF(4.83, 4.83, 4.83) @ 5580 MHz; Calibrated: 9/23/2020
- Sensor-Surface: 2mm (Mechanical Surface Detection), z = 1.0, 31.0
- Electronics: DAE4 Sn1337; Calibrated: 9/17/2020
- Phantom: ELI V5.0 (20deg probe tilt); Type: QD OVA 002 AA; Serial: 1170
- DASY52 52.10.4(1527); SEMCAD X 14.6.14(7483)

Area Scan (7x19x1): Measurement grid: dx=10mm, dy=10mm
Maximum value of SAR (measured) = 0.580 W/kg

Zoom Scan (7x7x9)/Cube 0: Measurement grid: dx=4mm, dy=4mm, dz=2.5mm
Reference Value = 0.7450 V/m; Power Drift = 0.70 dB
Peak SAR (extrapolated) = 1.48 W/kg
SAR(1 g) = 0.372 W/kg; SAR(10 g) = 0.146 W/kg
Smallest distance from peaks to all points 3 dB below = 7.2 mm
Ratio of SAR at M2 to SAR at M1 = 45.4%
Maximum value of SAR (measured) = 0.709 W/kg

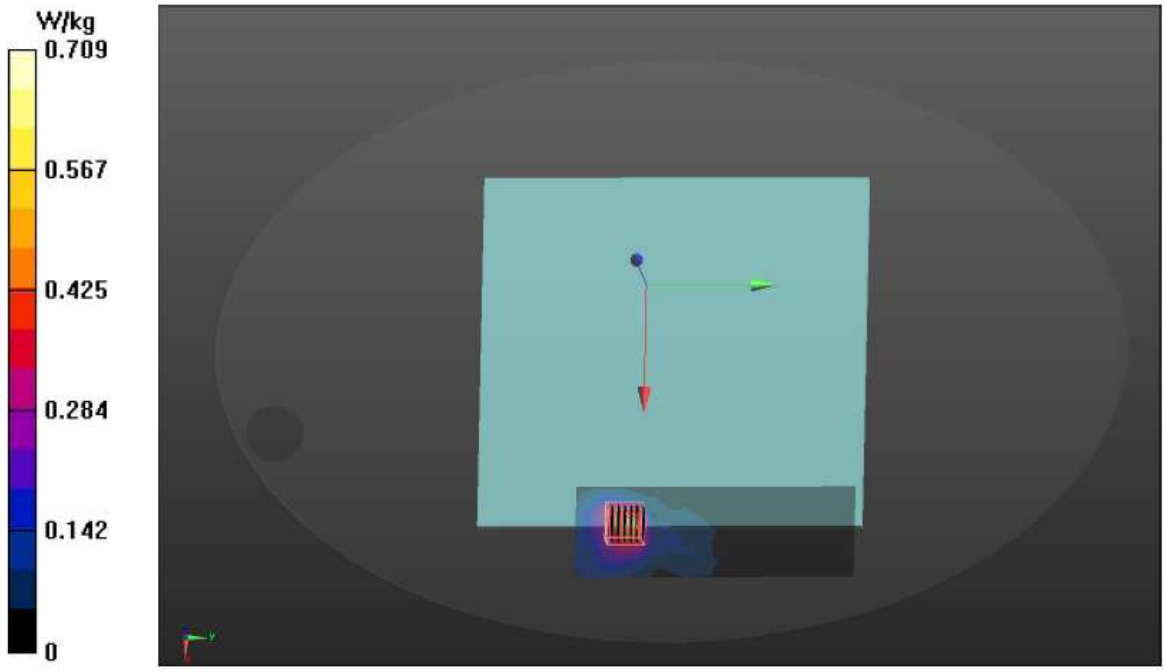

This test report may be reproduced in full only. The document may only be updated by Audix Technology Corp. personnel. Any changes will be noted in the Document History section of the report.

Audix Technology Corp.
No. 491, Zhongfu Rd., Linkou Dist.,
New Taipei City244,Taiwan

Tel: +886 2 26099301
Fax: +886 2 26099303

Date: 2/19/2021

Test Laboratory: Audix_SAR Lab

P3 802.11a CH116 5580MHz ant1

DUT: 15Z90P(LUXSHARE)

Communication System: UID 0, WIFI 5G 802.11a (0); Frequency: 5580 MHz;Duty Cycle:1:1
Medium parameters used: f = 5580 MHz; σ = 4.977 S/m; ε_r = 36.147; ρ = 1000 kg/m^3
Phantom section: Flat Section

DASY Configuration:

- Probe: EX3DV4 - SN3855; ConvF(4.83, 4.83, 4.83) @ 5580 MHz; Calibrated: 9/23/2020
- Sensor-Surface: 2mm (Mechanical Surface Detection), z = 1.0, 31.0
- Electronics: DAE4 Sn1337; Calibrated: 9/17/2020
- Phantom: ELI V5.0 (20deg probe tilt); Type: QD OVA 002 AA; Serial: 1170
- DASY52 52.10.4(1527); SEMCAD X 14.6.14(7483)

Area Scan (7x19x1): Measurement grid: dx=10mm, dy=10mm
Maximum value of SAR (measured) = 1.01 W/kg

Zoom Scan (7x7x9)/Cube 0: Measurement grid: dx=4mm, dy=4mm, dz=2.5mm
Reference Value = 0.5110 V/m; Power Drift = 0.72 dB
Peak SAR (extrapolated) = 2.34 W/kg
SAR(1 g) = 0.592 W/kg; SAR(10 g) = 0.220 W/kg
Smallest distance from peaks to all points 3 dB below = 7.2 mm
Ratio of SAR at M2 to SAR at M1 = 43.5%
Maximum value of SAR (measured) = 1.15 W/kg

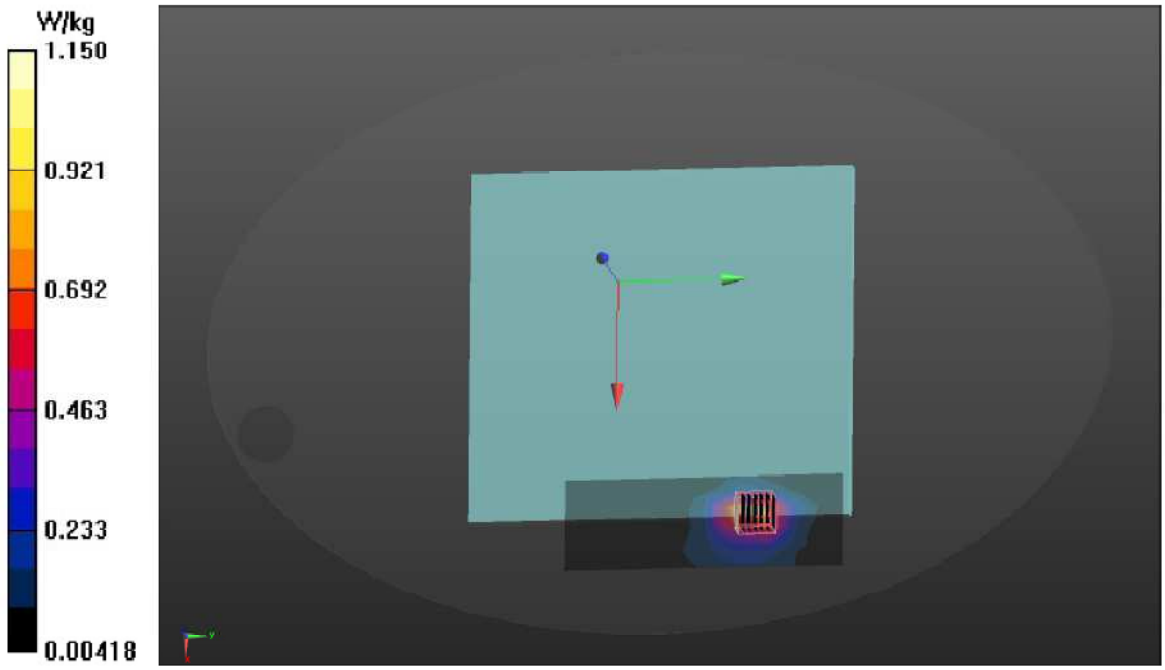

This test report may be reproduced in full only. The document may only be updated by Audix Technology Corp. personnel. Any changes will be noted in the Document History section of the report.

Audix Technology Corp.
No. 491, Zhongfu Rd., Linkou Dist.,
New Taipei City244,Taiwan

Tel: +886 2 26099301
Fax: +886 2 26099303

Date: 2/20/2021

Test Laboratory: Audix_SAR Lab

P6 802.11a CH149 5745MHz ant2

DUT: 15Z90P(LUXSHARE)

Communication System: UID 0, WIFI 5G 802.11a (0); Frequency: 5745 MHz;Duty Cycle:1:1
Medium parameters used: f = 5745 MHz; σ = 5.162 S/m; ε_r = 35.855; ρ = 1000 kg/m^3
Phantom section: Flat Section

DASY Configuration:

- Probe: EX3DV4 - SN3855; ConvF(4.8, 4.8, 4.8) @ 5745 MHz; Calibrated: 9/23/2020
- Sensor-Surface: 2mm (Mechanical Surface Detection), z = 1.0, 31.0
- Electronics: DAE4 Sn1337; Calibrated: 9/17/2020
- Phantom: ELI V5.0 (20deg probe tilt); Type: QD OVA 002 AA; Serial: 1170
- DASY52 52.10.4(1527); SEMCAD X 14.6.14(7483)

Area Scan (7x19x1): Measurement grid: dx=10mm, dy=10mm
Maximum value of SAR (measured) = 0.380 W/kg

Zoom Scan (7x7x9)/Cube 0: Measurement grid: dx=4mm, dy=4mm, dz=2.5mm
Reference Value = 1.294 V/m; Power Drift = 1.08 dB
Peak SAR (extrapolated) = 0.943 W/kg
SAR(1 g) = 0.231 W/kg; SAR(10 g) = 0.095 W/kg
Smallest distance from peaks to all points 3 dB below = 8.2 mm
Ratio of SAR at M2 to SAR at M1 = 43.8%
Maximum value of SAR (measured) = 0.436 W/kg

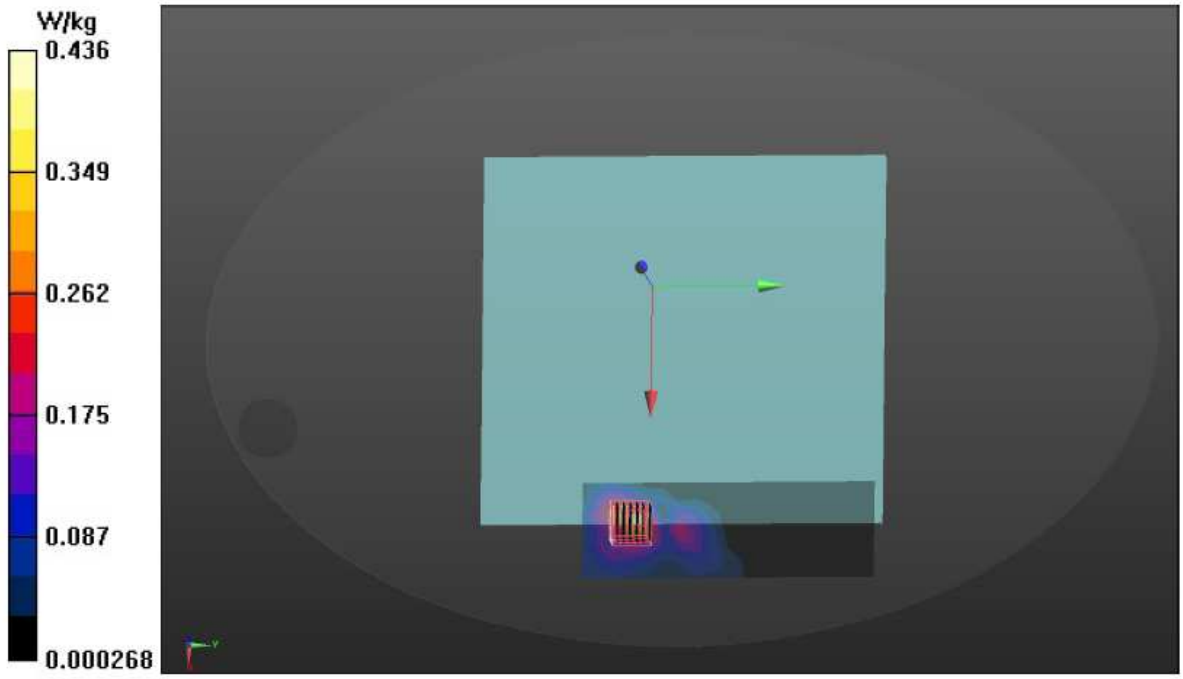

This test report may be reproduced in full only. The document may only be updated by Audix Technology Corp. personnel. Any changes will be noted in the Document History section of the report.

Audix Technology Corp.
No. 491, Zhongfu Rd., Linkou Dist.,
New Taipei City244,Taiwan

Tel: +886 2 26099301
Fax: +886 2 26099303

Date: 2/20/2021

Test Laboratory: Audix_SAR Lab

P5 802.11a CH149 5745MHz ant1

DUT: 15Z90P(LUXSHARE)

Communication System: UID 0, WIFI 5G 802.11a (0); Frequency: 5745 MHz;Duty Cycle:1:1
Medium parameters used: f = 5745 MHz; σ = 5.162 S/m; ε_r = 35.855; ρ = 1000 kg/m^3
Phantom section: Flat Section

DASY Configuration:

- Probe: EX3DV4 - SN3855; ConvF(4.8, 4.8, 4.8) @ 5745 MHz; Calibrated: 9/23/2020
- Sensor-Surface: 2mm (Mechanical Surface Detection), z = 1.0, 31.0
- Electronics: DAE4 Sn1337; Calibrated: 9/17/2020
- Phantom: ELI V5.0 (20deg probe tilt); Type: QD OVA 002 AA; Serial: 1170
- DASY52 52.10.4(1527); SEMCAD X 14.6.14(7483)

Area Scan (7x19x1): Measurement grid: dx=10mm, dy=10mm
Maximum value of SAR (measured) = 0.507 W/kg

Zoom Scan (7x7x9)/Cube 0: Measurement grid: dx=4mm, dy=4mm, dz=2.5mm
Reference Value = 1.386 V/m; Power Drift = 0.88 dB
Peak SAR (extrapolated) = 1.10 W/kg
SAR(1 g) = 0.279 W/kg; SAR(10 g) = 0.091 W/kg
Smallest distance from peaks to all points 3 dB below = 8.2 mm
Ratio of SAR at M2 to SAR at M1 = 39.6%
Maximum value of SAR (measured) = 0.572 W/kg

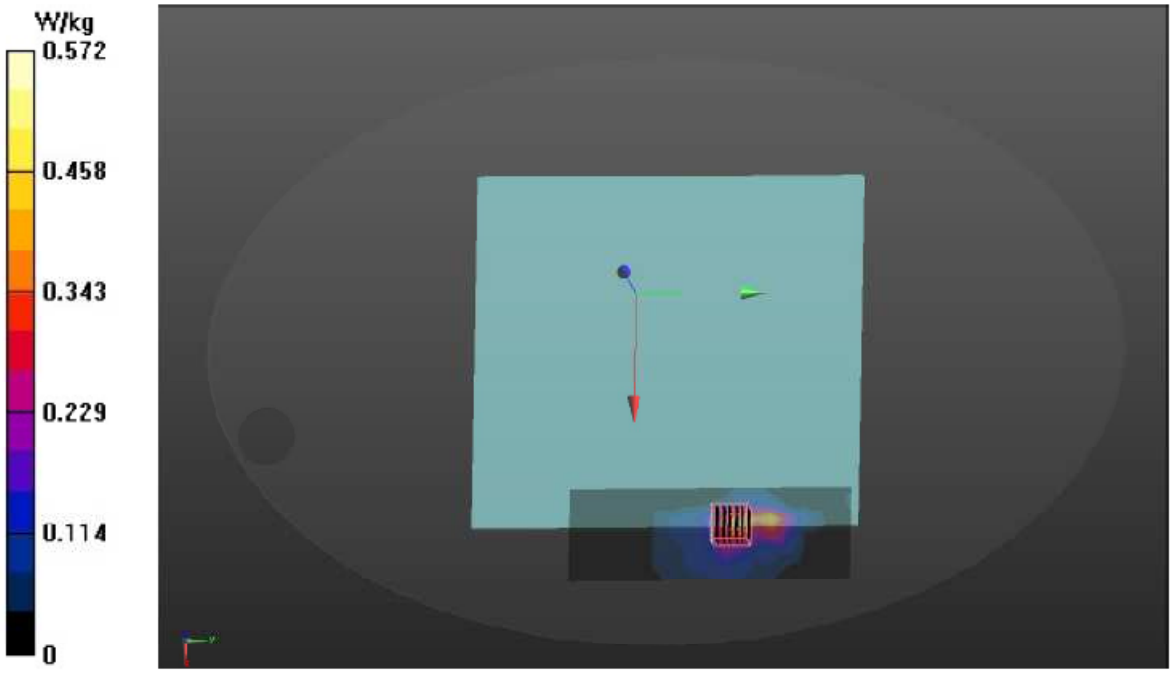

This test report may be reproduced in full only. The document may only be updated by Audix Technology Corp. personnel. Any changes will be noted in the Document History section of the report.

Audix Technology Corp.
No. 491, Zhongfu Rd., Linkou Dist.,
New Taipei City244,Taiwan

Tel: +886 2 26099301
Fax: +886 2 26099303

APPENDIX B

TEST PHOTOGRAPHS

(Model: 15Z90P)

This test report may be reproduced in full only. The document may only be updated by Audix Technology Corp. personnel. Any changes will be noted in the Document History section of the report.

Audix Technology Corp.
No. 491, Zhongfu Rd., Linkou Dist.,
New Taipei City244,Taiwan

Tel: +886 2 26099301
Fax: +886 2 26099303

APPENDIX C

Test Equipment Calibration Data

This test report may be reproduced in full only. The document may only be updated by Audix Technology Corp. personnel. Any changes will be noted in the Document History section of the report.