Audix Technology Corp.
No. 491, Zhongfu Rd., Linkou Dist.,
New Taipei City244, Taiwan

Tel: +886 2 26099301
Fax: +886 2 26099303

TABLE OF CONTENTS

A.1 CONDUCTED EMISSION 2
A.2 RADIATED EMISSION 6
A.2.1 Emissions within Restricted Frequency Bands 6
A.2.2 Emissions outside the frequency band: 98
A.2.3 Emissions in Non-restricted Frequency Bands: 101
A.3 DTS/OCCUPIED BANDWIDTH 102
A.3.1 DTS/Occupied Bandwidth Result 102
A.3.2 Measurement Plots 104
A.4 MAXIMUM PEAK OUTPUT POWER 116
A.4.1 Peak Output Power 116
A.4.2 Average Output Power (Reporting only) 128
A.4.3 Measurement Plots 137
A.5 EMISSION LIMITATIONS 139
A.6 POWER SPECTRAL DENSITY 166
A.6.1 Power Spectral Density Result 166
A.6.2 Measurement Plots 168

This test report may be reproduced in full only. The document may only be updated by Audix Technology Corp. personnel. Any changes will be noted in the Document History section of the report.

Audix Technology Corp.
No. 491, Zhongfu Rd., Linkou Dist.,
New Taipei City244, Taiwan

Tel: +886 2 26099301
Fax: +886 2 26099303

A.1 CONDUCTED EMISSION

Test Date	2022/02/15	Temp./Hum.	23°C/60%
Test Voltage	AC 120V 60Hz (Via AC Adapter)	Tested By	Chucky Chiu
Test SKU	SKU #1 (with INPAQ Antenna)		

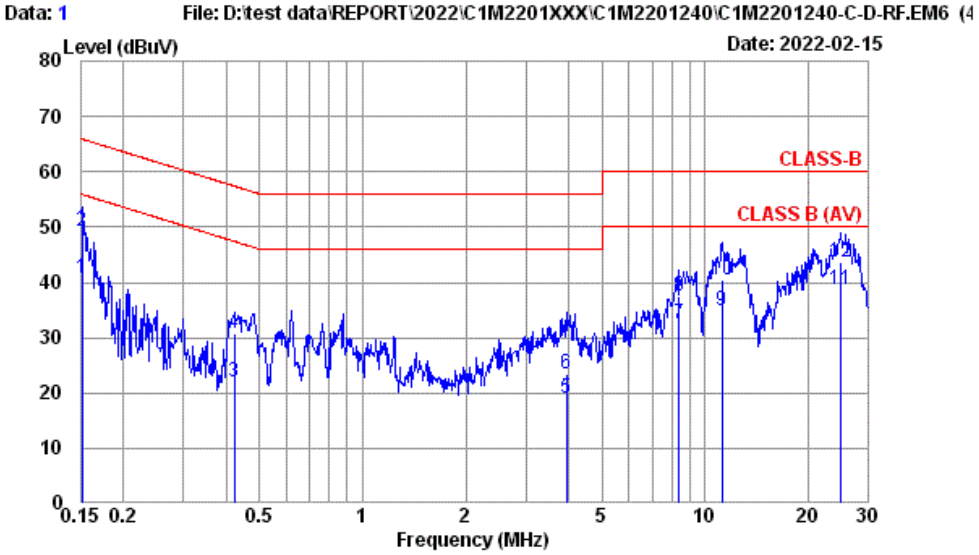

Site No. : No.8 Shielded Room
Instrument 1 : Receiver ESR3(774)
Instrument 2 : ENV432 (567)(A)|CE-08|ESH3-Z2 (354)
Limit : LP0002
Environment : 23°C / 60%
EUT Model : 15Z90Q
Test Mode : Operating
Luxshare

Data No. : 1
Phase : NEUTRAL
Engineer : Chucky Chiu
Test Rating : 120Vac/60Hz

	Freq. (MHz)	AMN Factor (dB)	Cable Loss (dB)	Pulse Att. (dB)	Reading (dBμV)	Emission Level (dBμV)	Limits (dBμV)	Margin (dB)	Remark
1	0.152	10.41	0.03	9.85	20.52	40.81	55.91	15.10	Average
2	0.152	10.41	0.03	9.85	28.86	49.15	65.91	16.76	QP
3	0.421	10.37	0.03	9.85	1.81	22.06	47.42	25.36	Average
4	0.421	10.37	0.03	9.85	10.45	30.70	57.42	26.72	QP
5	3.943	10.45	0.09	9.86	-1.30	19.10	46.00	26.90	Average
6	3.943	10.45	0.09	9.86	3.09	23.49	56.00	32.51	QP
7	8.367	10.64	0.12	9.88	11.94	32.58	50.00	17.42	Average
8	8.367	10.64	0.12	9.88	16.88	37.52	60.00	22.48	QP
9	11.198	10.75	0.15	9.90	14.07	34.87	50.00	15.13	Average
10	11.198	10.75	0.15	9.90	19.61	40.41	60.00	19.59	QP
11	24.922	11.25	0.22	9.97	17.20	38.64	50.00	11.36	Average
12	24.922	11.25	0.22	9.97	22.13	43.57	60.00	16.43	QP

Remarks: 1. Emission Level= AMN Factor + Cable Loss + Pulse Att. + Reading.
2. If the average limit is met when using a quasi-peak detector, the EUT shall be deemed to meet both limits and measurement with average detector is unnecessary.

This test report may be reproduced in full only. The document may only be updated by Audix Technology Corp. personnel. Any changes will be noted in the Document History section of the report.

Audix Technology Corp.
No. 491, Zhongfu Rd., Linkou Dist.,
New Taipei City244, Taiwan

Tel: +886 2 26099301
Fax: +886 2 26099303

Test Date	2022/02/15	Temp./Hum.	23°C/60%
Test Voltage	AC 120V 60Hz (Via AC Adapter)	Tested By	Chucky Chiu
Test SKU	SKU #1 (with INPAQ Antenna)		

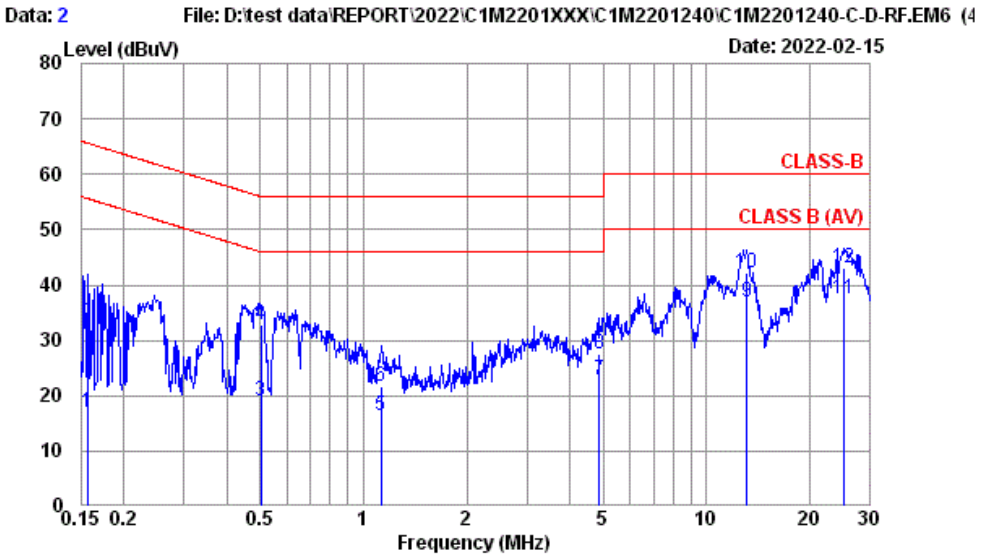

Site No. : No.8 Shielded Room
Instrument 1 : Receiver ESR3(774)
Instrument 2 : ENV432 (567)(A)|CE-08|ESH3-Z2 (354)
Limit : LP0002
Environment : 23°C / 60%
EUT Model : 15Z90Q
Test Mode : Operating
Luxshare

Data No. : 2
Phase : LINE
Engineer : Chucky Chiu
Test Rating : 120Vac/60Hz

	Freq. (MHz)	AMN Factor (dB)	Cable Loss (dB)	Pulse Att. (dB)	Reading (dBμV)	Emission Level (dBμV)	Limits (dBμV)	Margin (dB)	Remark
1	0.156	10.40	0.03	9.85	-3.30	16.98	55.65	38.67	Average
2	0.156	10.40	0.03	9.85	12.90	33.18	65.65	32.47	QP
3	0.502	10.37	0.03	9.85	-1.16	19.09	46.00	26.91	Average
4	0.502	10.37	0.03	9.85	12.52	32.77	56.00	23.23	QP
5	1.123	10.38	0.04	9.85	-3.81	16.46	46.00	29.54	Average
6	1.123	10.38	0.04	9.85	1.56	21.83	56.00	34.17	QP
7	4.874	10.45	0.10	9.87	2.53	22.95	46.00	23.05	Average
8	4.874	10.45	0.10	9.87	7.18	27.60	56.00	28.40	QP
9	13.127	10.64	0.16	9.90	16.12	36.82	50.00	13.18	Average
10	13.127	10.64	0.16	9.90	21.57	42.27	60.00	17.73	QP
11	25.188	10.83	0.22	9.97	16.52	37.54	50.00	12.46	Average
12	25.188	10.83	0.22	9.97	21.91	42.93	60.00	17.07	QP

Remarks: 1. Emission Level= AMN Factor + Cable Loss + Pulse Att. + Reading.
2. If the average limit is met when using a quasi-peak detector, the EUT shall be deemed to meet both limits and measurement with average detector is unnecessary.

This test report may be reproduced in full only. The document may only be updated by Audix Technology Corp. personnel. Any changes will be noted in the Document History section of the report.

Audix Technology Corp.
No. 491, Zhongfu Rd., Linkou Dist.,
New Taipei City244, Taiwan

Tel: +886 2 26099301
Fax: +886 2 26099303

Test Date	2022/02/15	Temp./Hum.	23°C/60%
Test Voltage	AC 120V 60Hz (Via AC Adapter)	Tested By	Chucky Chiu
Test SKU	SKU #2 (with LUXSHARE-ICT Antenna)		

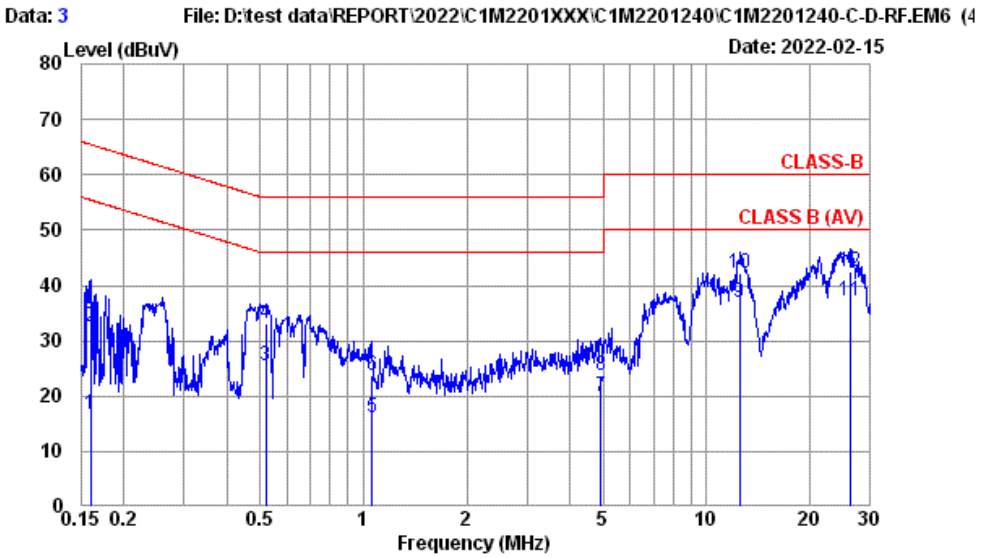

Site No. : No.8 Shielded Room
Instrument 1 : Receiver ESR3(774)
Instrument 2 : ENV432 (567)(A)|CE-08|ESH3-Z2 (354)
Limit : LP0002
Environment : 23°C / 60%
EUT Model : 15Z90Q
Test Mode : Operating
INPAQ

Data No. : 3
Phase : NEUTRAL
Engineer : Chucky Chiu
Test Rating : 120Vac/60Hz

	Freq. (MHz)	AMN Factor (dB)	Cable Loss (dB)	Pulse Att. (dB)	Reading (dBμV)	Emission Level (dBμV)	Limits (dBμV)	Margin (dB)	Remark
1	0.160	10.41	0.03	9.85	-3.70	16.59	55.47	38.88	Average
2	0.160	10.41	0.03	9.85	12.10	32.39	65.47	33.08	QP
3	0.518	10.37	0.03	9.85	5.22	25.47	46.00	20.53	Average
4	0.518	10.37	0.03	9.85	12.83	33.08	56.00	22.92	QP
5	1.060	10.38	0.04	9.85	-4.12	16.15	46.00	29.85	Average
6	1.060	10.38	0.04	9.85	3.54	23.81	56.00	32.19	QP
7	4.926	10.50	0.10	9.87	-0.44	20.03	46.00	25.97	Average
8	4.926	10.50	0.10	9.87	3.24	23.71	56.00	32.29	QP
9	12.516	10.81	0.15	9.90	16.11	36.97	50.00	13.03	Average
10	12.516	10.81	0.15	9.90	21.46	42.32	60.00	17.68	QP
11	26.139	11.28	0.22	9.98	15.73	37.21	50.00	12.79	Average
12	26.139	11.28	0.22	9.98	21.11	42.59	60.00	17.41	QP

Remarks: 1. Emission Level= AMN Factor + Cable Loss + Pulse Att. + Reading.
2. If the average limit is met when using a quasi-peak detector, the EUT shall be deemed to meet both limits and measurement with average detector is unnecessary.

This test report may be reproduced in full only. The document may only be updated by Audix Technology Corp. personnel. Any changes will be noted in the Document History section of the report.

Audix Technology Corp.
No. 491, Zhongfu Rd., Linkou Dist.,
New Taipei City244, Taiwan

Tel: +886 2 26099301
Fax: +886 2 26099303

Test Date	2022/02/15	Temp./Hum.	23°C/60%
Test Voltage	AC 120V 60Hz (Via AC Adapter)	Tested By	Chucky Chiu
Test SKU	SKU #2 (with LUXSHARE-ICT Antenna)		

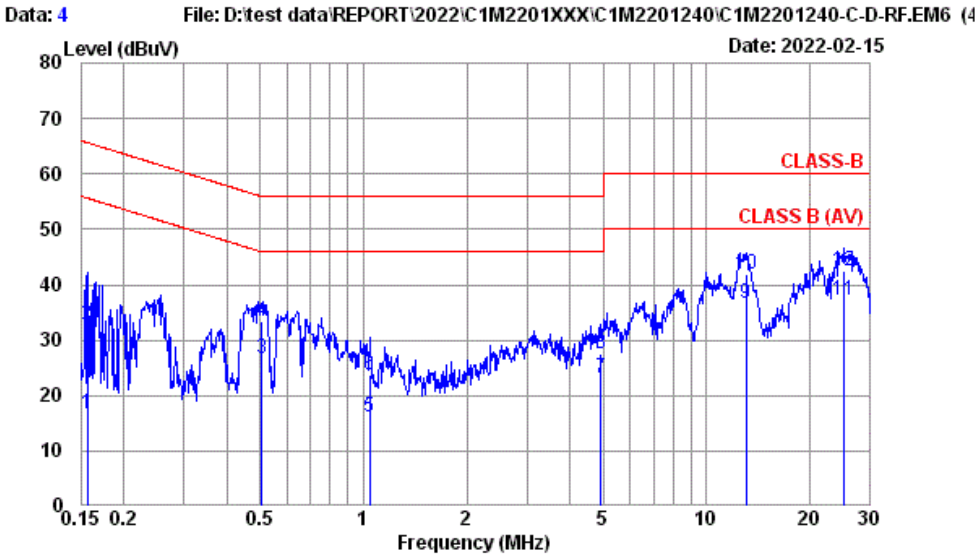

Site No. : No.8 Shielded Room
Instrument 1 : Receiver ESR3(774)
Instrument 2 : ENV432 (567)(A)|CE-08|ESH3-Z2 (354)
Limit : LP0002
Environment : 23°C / 60%
EUT Model : 15Z90Q
Test Mode : Operating
INPAQ

Data No. : 4
Phase : LINE
Engineer : Chucky Chiu
Test Rating : 120Vac/60Hz

	Freq. (MHz)	AMN Factor (dB)	Cable Loss (dB)	Pulse Att. (dB)	Reading (dBµV)	Emission Level (dBµV)	Limits (dBµV)	Margin (dB)	Remark
1	0.156	10.40	0.03	9.85	-3.55	16.73	55.65	38.92	Average
2	0.156	10.40	0.03	9.85	12.62	32.90	65.65	32.75	QP
3	0.505	10.37	0.03	9.85	6.42	26.67	46.00	19.33	Average
4	0.505	10.37	0.03	9.85	13.06	33.31	56.00	22.69	QP
5	1.043	10.38	0.04	9.85	-4.24	16.03	46.00	29.97	Average
6	1.043	10.38	0.04	9.85	3.34	23.61	56.00	32.39	QP
7	4.926	10.45	0.10	9.87	2.79	23.21	46.00	22.79	Average
8	4.926	10.45	0.10	9.87	7.22	27.64	56.00	28.36	QP
9	13.057	10.64	0.16	9.90	15.79	36.49	50.00	13.51	Average
10	13.057	10.64	0.16	9.90	21.26	41.96	60.00	18.04	QP
11	25.055	10.83	0.22	9.97	16.26	37.28	50.00	12.72	Average
12	25.055	10.83	0.22	9.97	21.55	42.57	60.00	17.43	QP

Remarks: 1. Emission Level= AMN Factor + Cable Loss + Pulse Att. + Reading.
2. If the average limit is met when using a quasi-peak detector, the EUT shall be deemed to meet both limits and measurement with average detector is unnecessary.

This test report may be reproduced in full only. The document may only be updated by Audix Technology Corp. personnel. Any changes will be noted in the Document History section of the report.

Audix Technology Corp.
No. 491, Zhongfu Rd., Linkou Dist.,
New Taipei City244, Taiwan
Tel: +886 2 26099301
Fax: +886 2 26099303

A.2 RADIATED EMISSION

Test Date	2022/01/22 ~ 02/14	Temp./Hum.	19 ~ 22°C/66 ~ 68%
Test Voltage	AC 120V 60Hz (Via AC Adapter)	Tested By	Kuper Hsu

A.2.1 Emissions within Restricted Frequency Bands

A.2.1.1 Frequency 9kHz~30MHz

The emissions (9kHz~30MHz) not reported for there is no emission be found.

A.2.1.2 Frequency Below 1GHz

- **Test SKU #1 (with INPAQ Antenna)**

Mode	802.11ax-HE20	Frequency	TX 2442MHz

Antenna at Horizontal Polarization

Emission Frequency (MHz)	Antenna Factor (dB/m)	Cable Loss (dB)	Preamp Gain (dB)	Read Level (dBμV)	Emission Level (dBμV/m)	Limits (dBμV/m)	Margin (dB)	Detector
81.410	13.17	2.05	32.37	44.78	27.63	40.00	12.37	Peak
148.340	16.41	2.84	32.28	46.19	33.16	43.50	10.34	Peak
223.030	16.61	3.60	32.24	51.96	39.93	46.00	6.07	Peak
566.410	23.93	6.67	32.28	35.41	33.73	46.00	12.27	Peak
902.030	26.33	8.46	31.46	34.27	37.60	46.00	8.40	Peak
965.080	26.85	8.79	30.89	30.46	35.21	54.00	18.79	Peak

Antenna at Vertical Polarization

Emission Frequency (MHz)	Antenna Factor (dB/m)	Cable Loss (dB)	Preamp Gain (dB)	Read Level (dBμV)	Emission Level (dBμV/m)	Limits (dBμV/m)	Margin (dB)	Detector
31.940	22.86	1.22	32.43	46.11	37.76	40.00	2.24	Peak
126.030	17.66	2.59	32.31	43.51	31.45	43.50	12.05	Peak
371.440	20.80	5.22	32.24	42.44	36.22	46.00	9.78	Peak
593.570	24.23	6.75	32.31	32.57	31.24	46.00	14.76	Peak
896.210	26.29	8.42	31.50	36.03	39.24	46.00	6.76	Peak
961.200	26.83	8.78	30.89	31.36	36.08	54.00	17.92	Peak

This test report may be reproduced in full only. The document may only be updated by Audix Technology Corp. personnel. Any changes will be noted in the Document History section of the report.

Audix Technology Corp.
No. 491, Zhongfu Rd., Linkou Dist.,
New Taipei City244, Taiwan
Tel: +886 2 26099301
Fax: +886 2 26099303

Mode	BLE (1M)	Frequency	TX 2440MHz

Antenna at Horizontal Polarization

Emission Frequency (MHz)	Antenna Factor (dB/m)	Cable Loss (dB)	Preamp Gain (dB)	Read Level (dBμV)	Emission Level (dBμV/m)	Limits (dBμV/m)	Margin (dB)	Detector
83.350	13.50	2.07	32.37	44.61	27.81	40.00	12.19	Peak
148.340	16.41	2.84	32.28	45.98	32.95	43.50	10.55	Peak
223.030	16.61	3.60	32.24	51.28	39.25	46.00	6.75	Peak
564.470	23.91	6.66	32.28	34.57	32.86	46.00	13.14	Peak
896.210	26.29	8.42	31.50	35.88	39.09	46.00	6.91	Peak
990.300	27.05	8.92	30.65	30.01	35.33	54.00	18.67	Peak

Antenna at Vertical Polarization

Emission Frequency (MHz)	Antenna Factor (dB/m)	Cable Loss (dB)	Preamp Gain (dB)	Read Level (dBμV)	Emission Level (dBμV/m)	Limits (dBμV/m)	Margin (dB)	Detector
31.940	22.86	1.22	32.43	45.56	37.21	40.00	2.79	Peak
127.000	17.59	2.61	32.31	43.91	31.80	43.50	11.70	Peak
223.030	16.61	3.60	32.24	46.72	34.69	46.00	11.31	Peak
470.380	22.65	6.19	32.22	35.92	32.54	46.00	13.46	Peak
896.210	26.29	8.42	31.50	38.17	41.38	46.00	4.62	Peak
962.170	26.83	8.78	30.89	31.20	35.92	54.00	18.08	Peak

This test report may be reproduced in full only. The document may only be updated by Audix Technology Corp. personnel. Any changes will be noted in the Document History section of the report.

Audix Technology Corp.
No. 491, Zhongfu Rd., Linkou Dist.,
New Taipei City244, Taiwan
Tel: +886 2 26099301
Fax: +886 2 26099303

- **Test SKU #2 (with LUXSHARE-ICT Antenna)**

Mode	802.11ax-HE20	Frequency	TX 2442MHz

Antenna at Horizontal Polarization

Emission Frequency (MHz)	Antenna Factor (dB/m)	Cable Loss (dB)	Preamp Gain (dB)	Read Level (dBμV)	Emission Level (dBμV/m)	Limits (dBμV/m)	Margin (dB)	Detector
80.440	12.95	2.03	32.37	47.02	29.63	40.00	10.37	Peak
152.220	16.17	2.88	32.28	46.07	32.84	43.50	10.66	Peak
223.030	16.61	3.60	32.24	54.00	41.97	46.00	4.03	Peak
603.270	24.32	6.79	32.32	34.90	33.69	46.00	12.31	Peak
896.210	26.29	8.42	31.50	36.49	39.70	46.00	6.30	Peak
965.080	26.85	8.79	30.89	32.98	37.73	54.00	16.27	Peak

Antenna at Vertical Polarization

Emission Frequency (MHz)	Antenna Factor (dB/m)	Cable Loss (dB)	Preamp Gain (dB)	Read Level (dBμV)	Emission Level (dBμV/m)	Limits (dBμV/m)	Margin (dB)	Detector
31.940	22.86	1.22	32.43	44.78	36.43	40.00	3.57	Peak
127.000	17.59	2.61	32.31	43.55	31.44	43.50	12.06	Peak
371.440	20.80	5.22	32.24	43.51	37.29	46.00	8.71	Peak
593.570	24.23	6.75	32.31	36.93	35.60	46.00	10.40	Peak
897.180	26.29	8.42	31.50	39.32	42.53	46.00	3.47	Peak
967.990	26.88	8.81	30.89	31.75	36.55	54.00	17.45	Peak

This test report may be reproduced in full only. The document may only be updated by Audix Technology Corp. personnel. Any changes will be noted in the Document History section of the report.

Audix Technology Corp.
No. 491, Zhongfu Rd., Linkou Dist.,
New Taipei City244, Taiwan
Tel: +886 2 26099301
Fax: +886 2 26099303

Mode	BLE (1M)	Frequency	TX 2440MHz

Antenna at Horizontal Polarization

Emission Frequency (MHz)	Antenna Factor (dB/m)	Cable Loss (dB)	Preamp Gain (dB)	Read Level (dBμV)	Emission Level (dBμV/m)	Limits (dBμV/m)	Margin (dB)	Detector
80.440	12.95	2.03	32.37	46.54	29.15	40.00	10.85	Peak
148.340	16.41	2.84	32.28	46.59	33.56	43.50	9.94	Peak
223.030	16.61	3.60	32.24	54.08	42.05	46.00	3.95	Peak
602.300	24.31	6.78	32.32	34.91	33.68	46.00	12.32	Peak
896.210	26.29	8.42	31.50	37.77	40.98	46.00	5.02	Peak
965.080	26.85	8.79	30.89	31.99	36.74	54.00	17.26	Peak

Antenna at Vertical Polarization

Emission Frequency (MHz)	Antenna Factor (dB/m)	Cable Loss (dB)	Preamp Gain (dB)	Read Level (dBμV)	Emission Level (dBμV/m)	Limits (dBμV/m)	Margin (dB)	Detector
31.940	22.86	1.22	32.43	44.85	36.50	40.00	3.50	Peak
124.090	17.75	2.57	32.31	43.89	31.90	43.50	11.60	Peak
371.440	20.80	5.22	32.24	43.42	37.20	46.00	8.80	Peak
593.570	24.23	6.75	32.31	35.85	34.52	46.00	11.48	Peak
896.210	26.29	8.42	31.50	35.63	38.84	46.00	7.16	Peak
968.960	26.88	8.81	30.81	30.29	35.17	54.00	18.83	Peak

This test report may be reproduced in full only. The document may only be updated by Audix Technology Corp. personnel. Any changes will be noted in the Document History section of the report.

Audix Technology Corp.
No. 491, Zhongfu Rd., Linkou Dist.,
New Taipei City244, Taiwan
Tel: +886 2 26099301
Fax: +886 2 26099303

A.2.1.3 Frequency Above 1 GHz to 10th harmonics

Band Edge:

Mode	802.11b	Frequency	TX 2412MHz

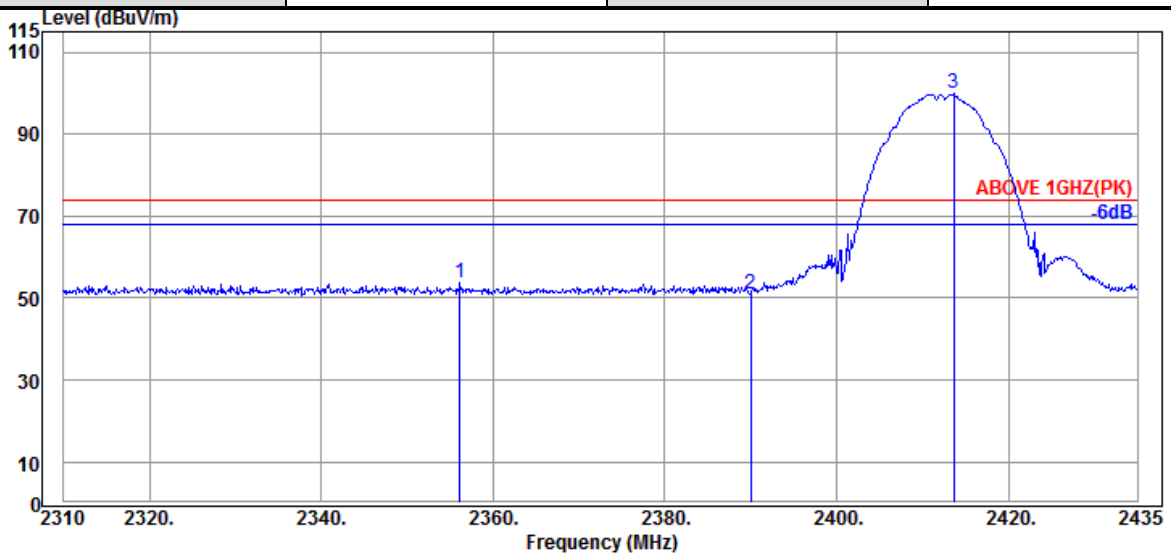

Antenna at Horizontal Polarization

	Emission Frequency (MHz)	Antenna Factor (dB/m)	Cable Loss (dB)	Preamp Gain (dB)	Read Level (dBμV)	Emission Level (dBμV/m)	Limits (dBμV/m)	Margin (dB)	Detector
	2356.125	32.06	5.98	34.53	50.35	53.86	74.00	20.14	Peak
	2390.000	31.89	6.04	34.54	47.60	50.99	74.00	23.01	Peak
@	2413.625	31.94	6.07	34.54	96.57	100.04	---	---	Peak

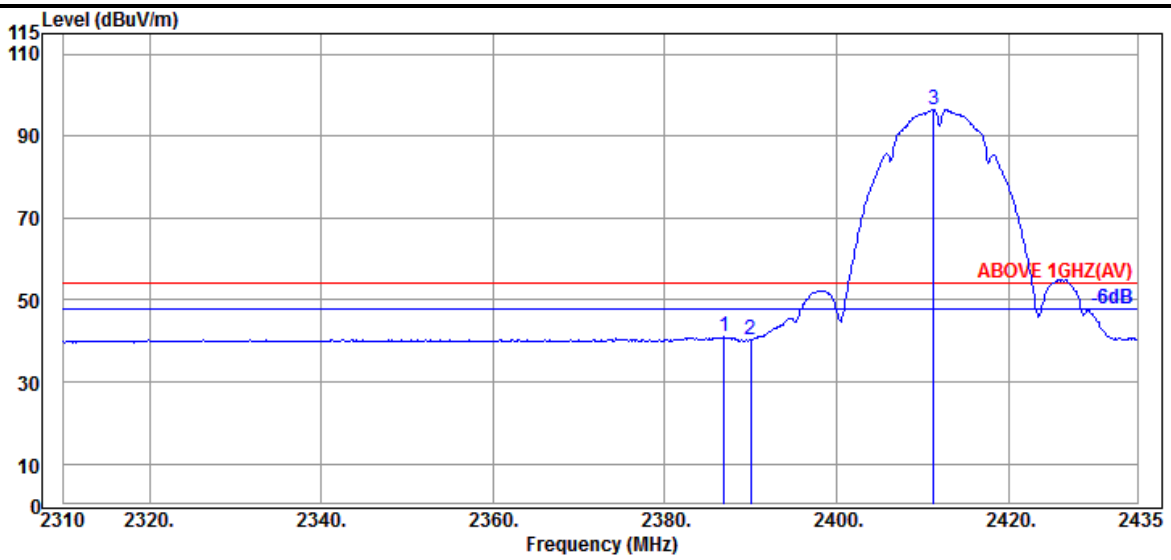

Antenna at Horizontal Polarization

	Emission Frequency (MHz)	Antenna Factor (dB/m)	Cable Loss (dB)	Preamp Gain (dB)	Read Level (dBμV)	Emission Level (dBμV/m)	Limits (dBμV/m)	Margin (dB)	Detector
	2386.875	31.89	6.04	34.53	37.53	40.93	54.00	13.07	Average
	2390.000	31.89	6.04	34.54	36.86	40.25	54.00	13.75	Average
@	2411.250	31.94	6.07	34.54	93.06	96.53	---	---	Average

Remark: The "@" means fundamental frequency, it is ignored in this section.

This test report may be reproduced in full only. The document may only be updated by Audix Technology Corp. personnel. Any changes will be noted in the Document History section of the report.

Audix Technology Corp.
No. 491, Zhongfu Rd., Linkou Dist.,
New Taipei City244, Taiwan

Tel: +886 2 26099301
Fax: +886 2 26099303

Mode	802.11b	Frequency	TX 2412MHz

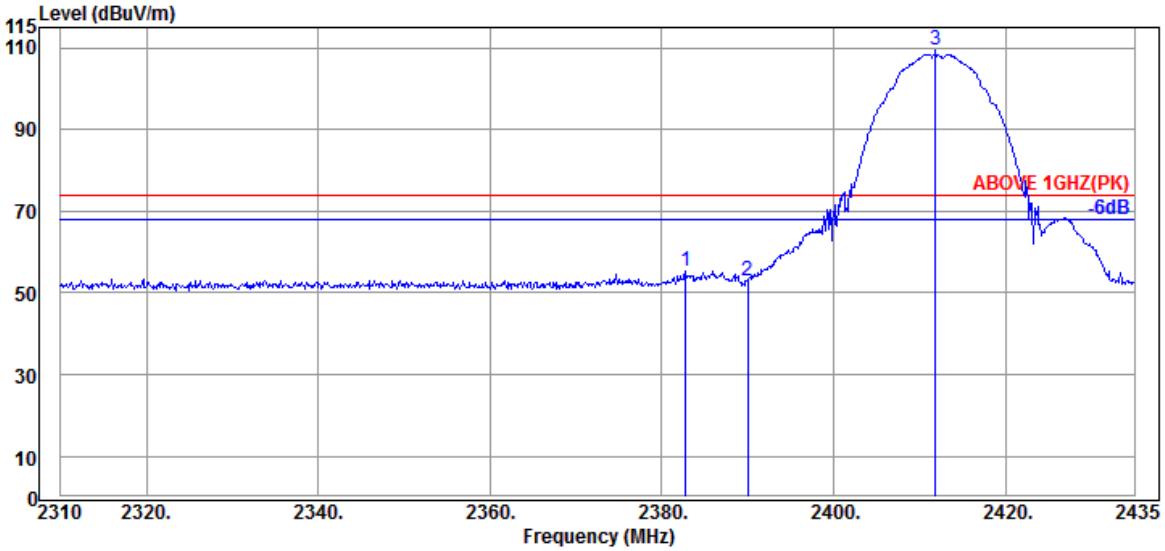

Antenna at Vertical Polarization

	Emission Frequency (MHz)	Antenna Factor (dB/m)	Cable Loss (dB)	Preamp Gain (dB)	Read Level (dBμV)	Emission Level (dBμV/m)	Limits (dBμV/m)	Margin (dB)	Detector
	2382.750	31.93	6.01	34.53	52.10	55.51	74.00	18.49	Peak
	2390.000	31.89	6.04	34.54	49.64	53.03	74.00	20.97	Peak
@	2411.875	31.94	6.07	34.54	106.11	109.58	---	---	Peak

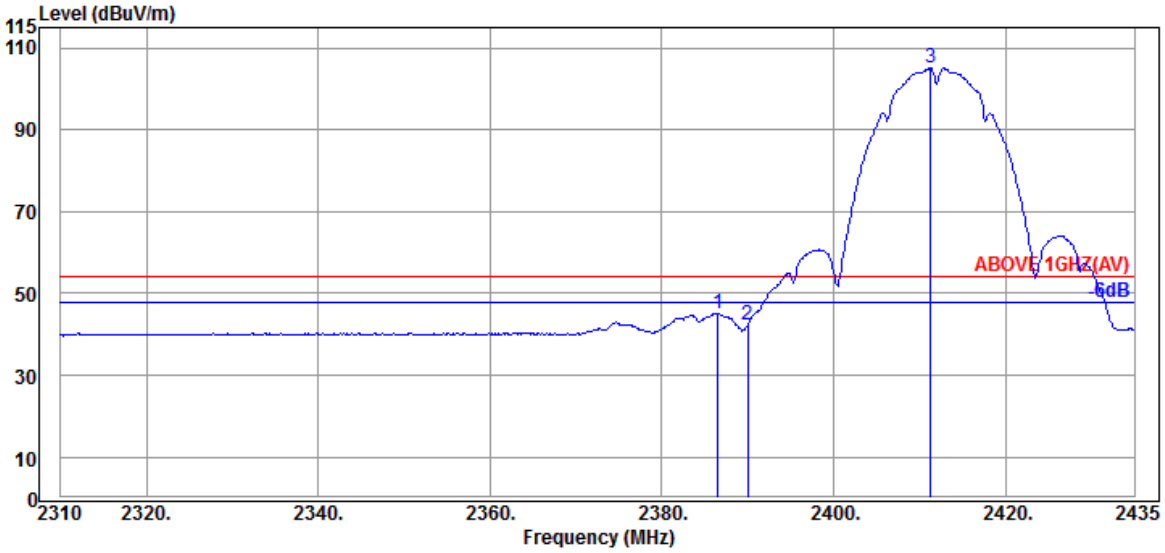

Antenna at Vertical Polarization

	Emission Frequency (MHz)	Antenna Factor (dB/m)	Cable Loss (dB)	Preamp Gain (dB)	Read Level (dBμV)	Emission Level (dBμV/m)	Limits (dBμV/m)	Margin (dB)	Detector
	2386.500	31.89	6.04	34.53	41.71	45.11	54.00	8.89	Average
	2390.000	31.89	6.04	34.54	38.82	42.21	54.00	11.79	Average
@	2411.250	31.94	6.07	34.54	101.62	105.09	---	---	Average

Remark: The "@" means fundamental frequency, it is ignored in this section.

This test report may be reproduced in full only. The document may only be updated by Audix Technology Corp. personnel. Any changes will be noted in the Document History section of the report.

Audix Technology Corp.
No. 491, Zhongfu Rd., Linkou Dist.,
New Taipei City244, Taiwan

Tel: +886 2 26099301
Fax: +886 2 26099303

Mode	802.11b	Frequency	TX 2462MHz

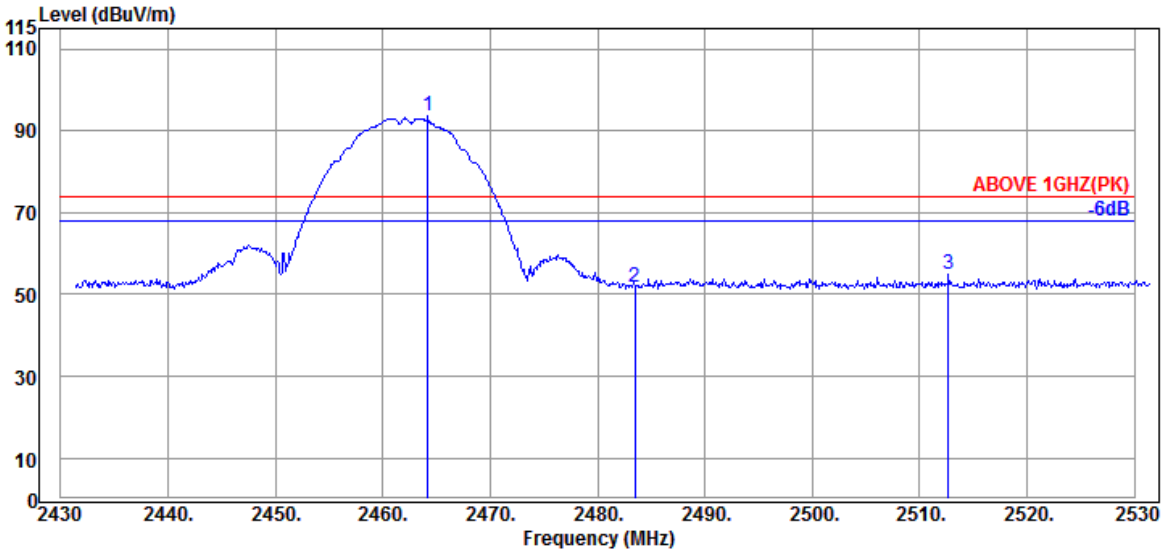

Antenna at Horizontal Polarization

Emission Frequency (MHz)	Antenna Factor (dB/m)	Cable Loss (dB)	Preamp Gain (dB)	Read Level (dBμV)	Emission Level (dBμV/m)	Limits (dBμV/m)	Margin (dB)	Detector
@ 2464.200	32.30	6.15	34.55	89.57	93.47	---	---	Peak
2483.500	32.30	6.18	34.55	47.80	51.73	74.00	22.27	Peak
2512.700	32.36	6.23	34.56	50.95	54.98	74.00	19.02	Peak

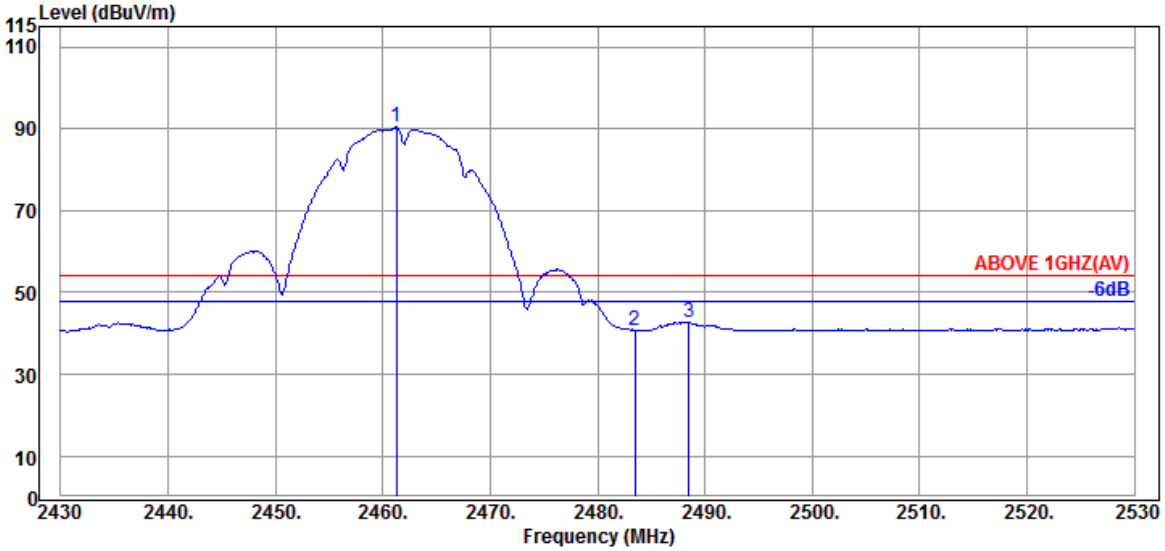

Antenna at Horizontal Polarization

Emission Frequency (MHz)	Antenna Factor (dB/m)	Cable Loss (dB)	Preamp Gain (dB)	Read Level (dBμV)	Emission Level (dBμV/m)	Limits (dBμV/m)	Margin (dB)	Detector
@ 2461.300	32.30	6.15	34.55	86.46	90.36	---	---	Average
2483.500	32.30	6.18	34.55	36.79	40.72	54.00	13.28	Average
2488.500	32.30	6.21	34.55	38.88	42.84	54.00	11.16	Average

Remark: The "@" means fundamental frequency, it is ignored in this section.

This test report may be reproduced in full only. The document may only be updated by Audix Technology Corp. personnel. Any changes will be noted in the Document History section of the report.

Audix Technology Corp.
No. 491, Zhongfu Rd., Linkou Dist.,
New Taipei City244, Taiwan

Tel: +886 2 26099301
Fax: +886 2 26099303

Mode	802.11b	Frequency	TX 2462MHz

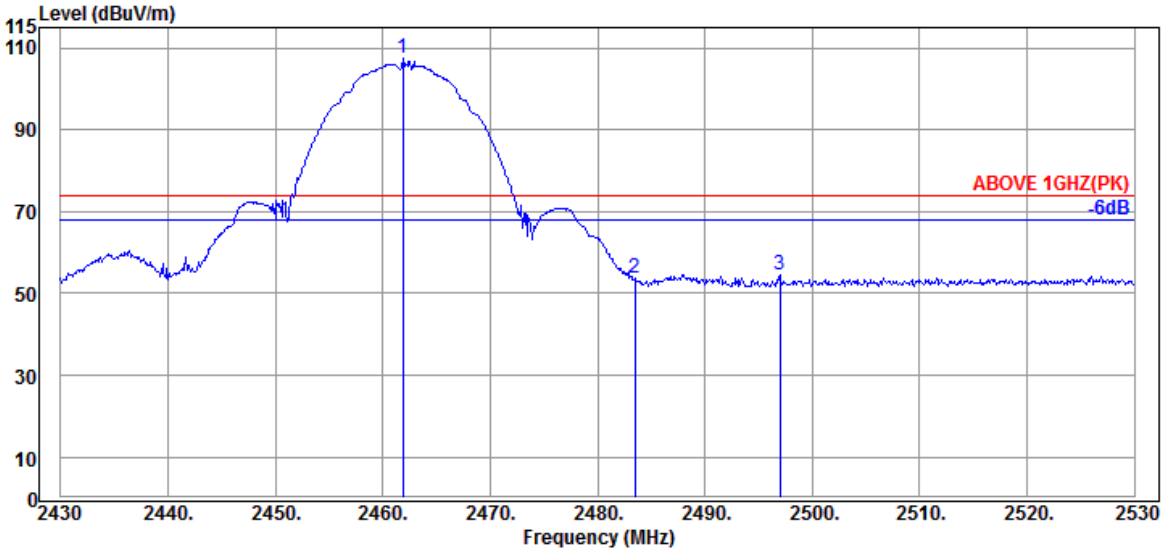

Antenna at Vertical Polarization

Emission Frequency (MHz)	Antenna Factor (dB/m)	Cable Loss (dB)	Preamp Gain (dB)	Read Level (dBμV)	Emission Level (dBμV/m)	Limits (dBμV/m)	Margin (dB)	Detector
@ 2461.900	32.30	6.15	34.55	103.65	107.55	---	---	Peak
2483.500	32.30	6.18	34.55	49.66	53.59	74.00	20.41	Peak
2497.000	32.30	6.21	34.56	50.48	54.43	74.00	19.57	Peak

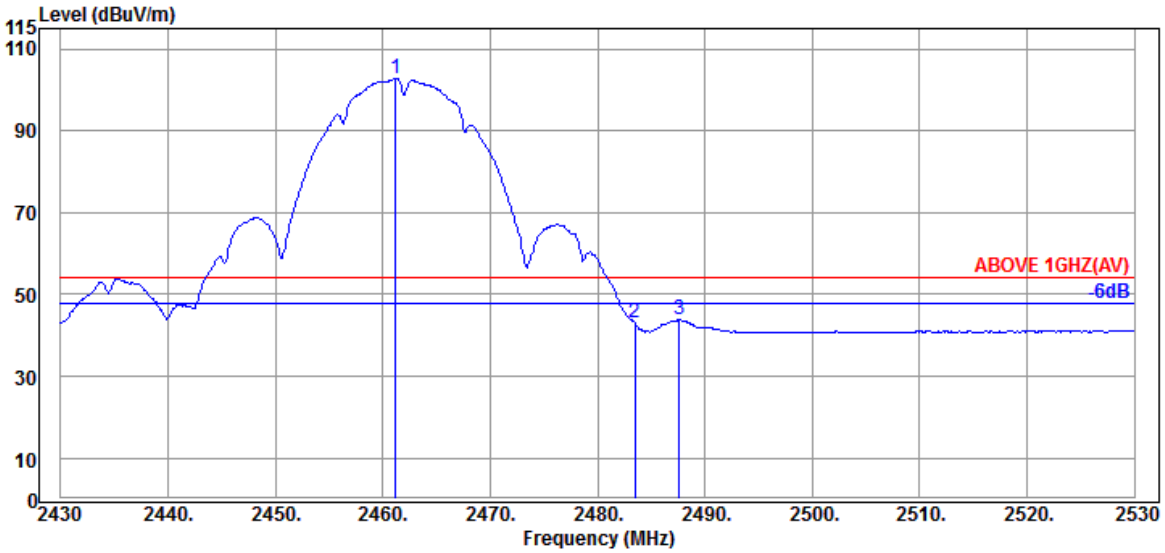

Antenna at Vertical Polarization

Emission Frequency (MHz)	Antenna Factor (dB/m)	Cable Loss (dB)	Preamp Gain (dB)	Read Level (dBμV)	Emission Level (dBμV/m)	Limits (dBμV/m)	Margin (dB)	Detector
@ 2461.200	32.30	6.15	34.55	98.91	102.81	---	---	Average
2483.500	32.30	6.18	34.55	39.19	43.12	54.00	10.88	Average
2487.600	32.30	6.21	34.55	39.81	43.77	54.00	10.23	Average

Remark: The "@" means fundamental frequency, it is ignored in this section.

This test report may be reproduced in full only. The document may only be updated by Audix Technology Corp. personnel. Any changes will be noted in the Document History section of the report.

Audix Technology Corp.
No. 491, Zhongfu Rd., Linkou Dist.,
New Taipei City244, Taiwan

Tel: +886 2 26099301
Fax: +886 2 26099303

Mode	802.11b	Frequency	TX 2467MHz

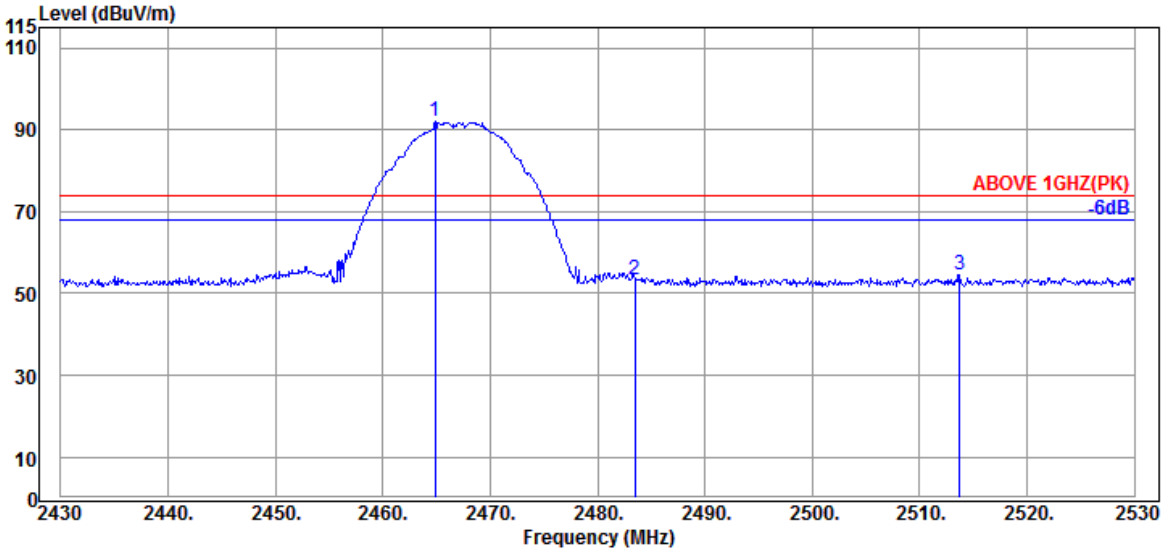

Antenna at Horizontal Polarization

Emission Frequency (MHz)	Antenna Factor (dB/m)	Cable Loss (dB)	Preamp Gain (dB)	Read Level (dBμV)	Emission Level (dBμV/m)	Limits (dBμV/m)	Margin (dB)	Detector
@ 2464.900	32.30	6.15	34.55	88.01	91.91	---	---	Peak
2483.500	32.30	6.18	34.55	49.37	53.30	74.00	20.70	Peak
2513.700	32.36	6.23	34.56	50.65	54.68	74.00	19.32	Peak

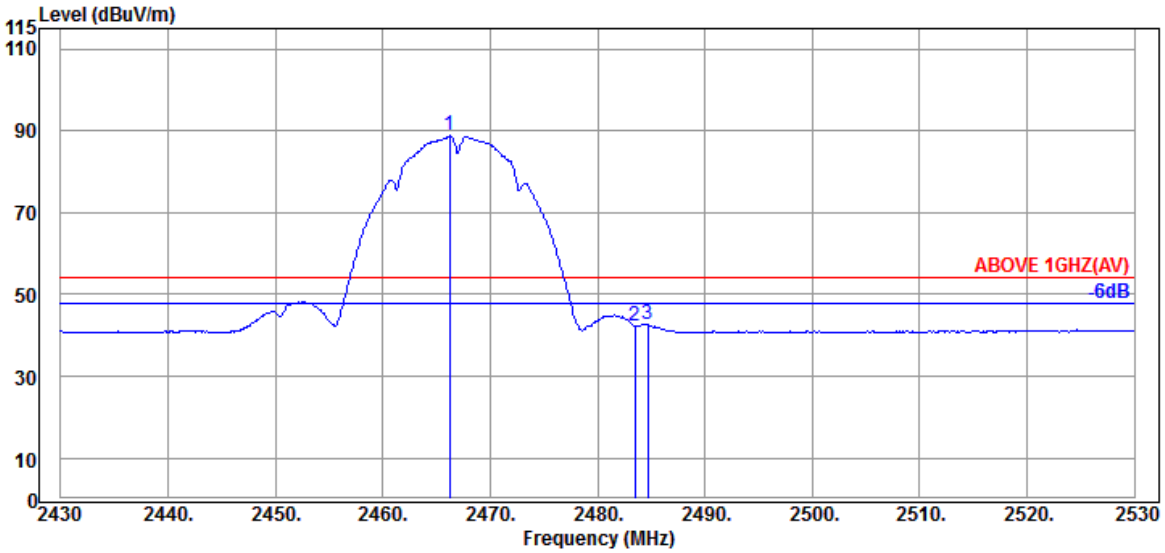

Antenna at Horizontal Polarization

Emission Frequency (MHz)	Antenna Factor (dB/m)	Cable Loss (dB)	Preamp Gain (dB)	Read Level (dBμV)	Emission Level (dBμV/m)	Limits (dBμV/m)	Margin (dB)	Detector
@ 2466.200	32.30	6.15	34.55	84.83	88.73	---	---	Average
2483.500	32.30	6.18	34.55	38.42	42.35	54.00	11.65	Average
2484.700	32.30	6.18	34.55	38.84	42.77	54.00	11.23	Average

Remark: The "@" means fundamental frequency, it is ignored in this section.

This test report may be reproduced in full only. The document may only be updated by Audix Technology Corp. personnel. Any changes will be noted in the Document History section of the report.

Audix Technology Corp.
No. 491, Zhongfu Rd., Linkou Dist.,
New Taipei City244, Taiwan

Tel: +886 2 26099301
Fax: +886 2 26099303

Mode	802.11b	Frequency	TX 2467MHz

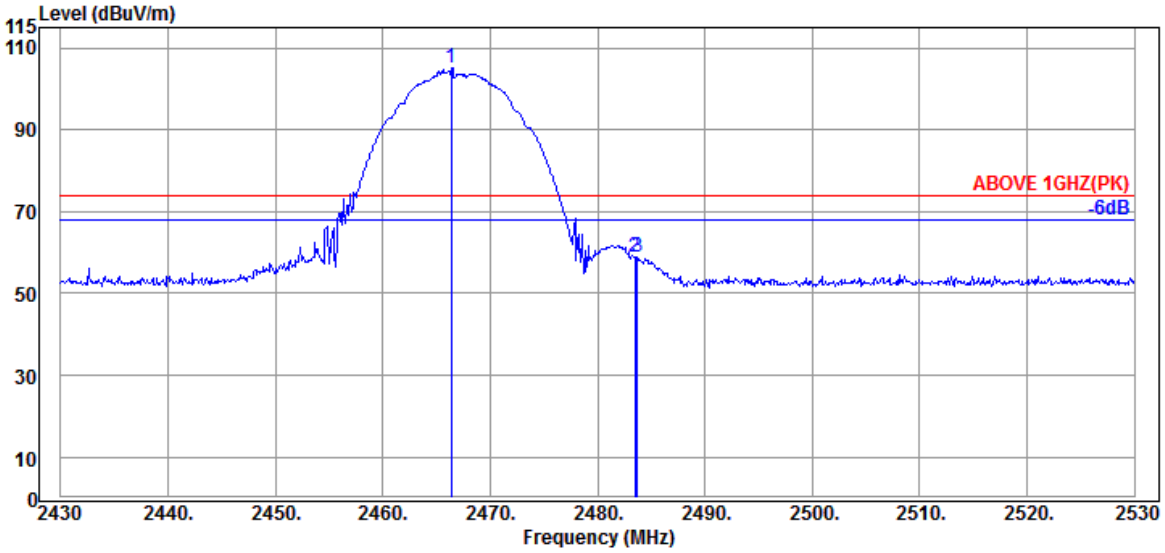

Antenna at Vertical Polarization

Emission Frequency (MHz)	Antenna Factor (dB/m)	Cable Loss (dB)	Preamp Gain (dB)	Read Level (dBμV)	Emission Level (dBμV/m)	Limits (dBμV/m)	Margin (dB)	Detector
@ 2466.400	32.30	6.15	34.55	101.20	105.10	---	---	Peak
2483.500	32.30	6.18	34.55	54.92	58.85	74.00	15.15	Peak
2483.700	32.30	6.18	34.55	54.97	58.90	74.00	15.10	Peak

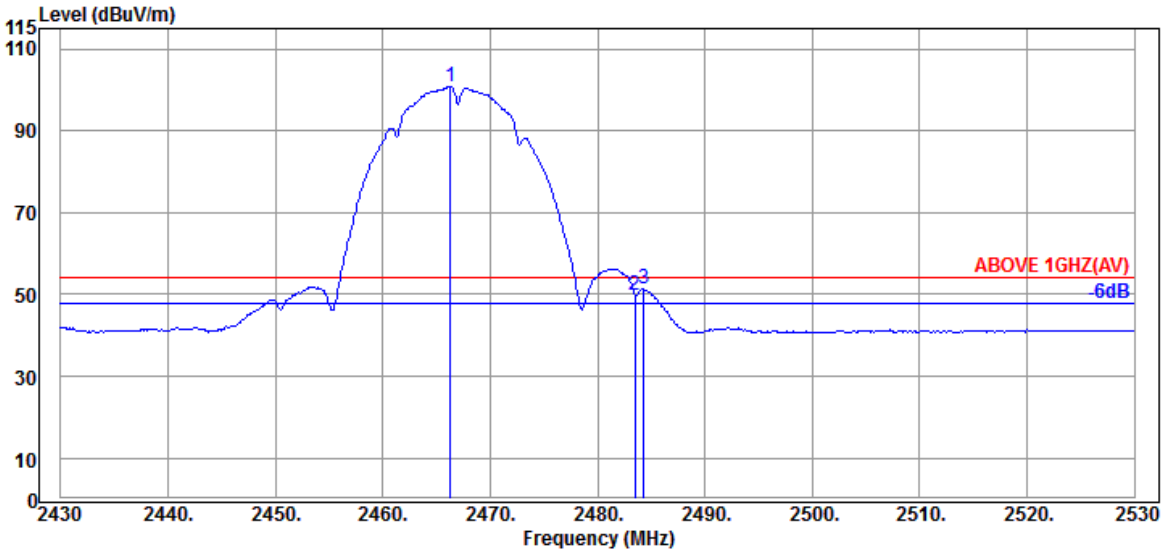

Antenna at Vertical Polarization

Emission Frequency (MHz)	Antenna Factor (dB/m)	Cable Loss (dB)	Preamp Gain (dB)	Read Level (dBμV)	Emission Level (dBμV/m)	Limits (dBμV/m)	Margin (dB)	Detector
@ 2466.300	32.30	6.15	34.55	96.92	100.82	---	---	Average
2483.500	32.30	6.18	34.55	45.95	49.88	54.00	4.12	Average
2484.300	32.30	6.18	34.55	47.33	51.26	54.00	2.74	Average

Remark: The "@" means fundamental frequency, it is ignored in this section.

This test report may be reproduced in full only. The document may only be updated by Audix Technology Corp. personnel. Any changes will be noted in the Document History section of the report.

Audix Technology Corp.
No. 491, Zhongfu Rd., Linkou Dist.,
New Taipei City244, Taiwan
Tel: +886 2 26099301
Fax: +886 2 26099303

Mode	802.11b	Frequency	TX 2472MHz

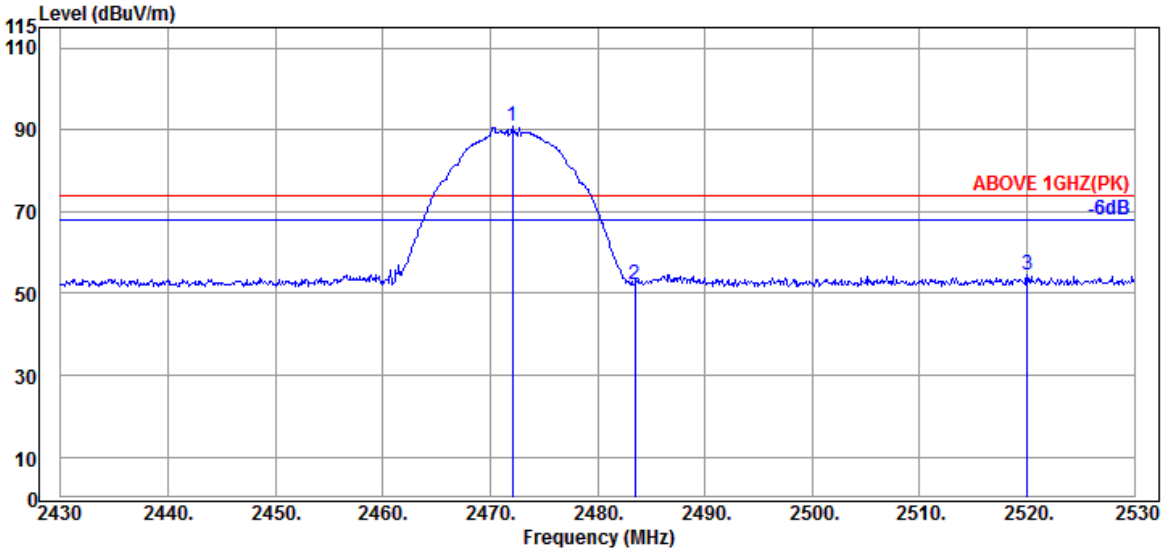

Antenna at Horizontal Polarization

Emission Frequency (MHz)	Antenna Factor (dB/m)	Cable Loss (dB)	Preamp Gain (dB)	Read Level (dBμV)	Emission Level (dBμV/m)	Limits (dBμV/m)	Margin (dB)	Detector
@ 2472.100	32.30	6.18	34.55	86.96	90.89	---	---	Peak
2483.500	32.30	6.18	34.55	48.34	52.27	74.00	21.73	Peak
2520.000	32.39	6.23	34.57	50.45	54.50	74.00	19.50	Peak

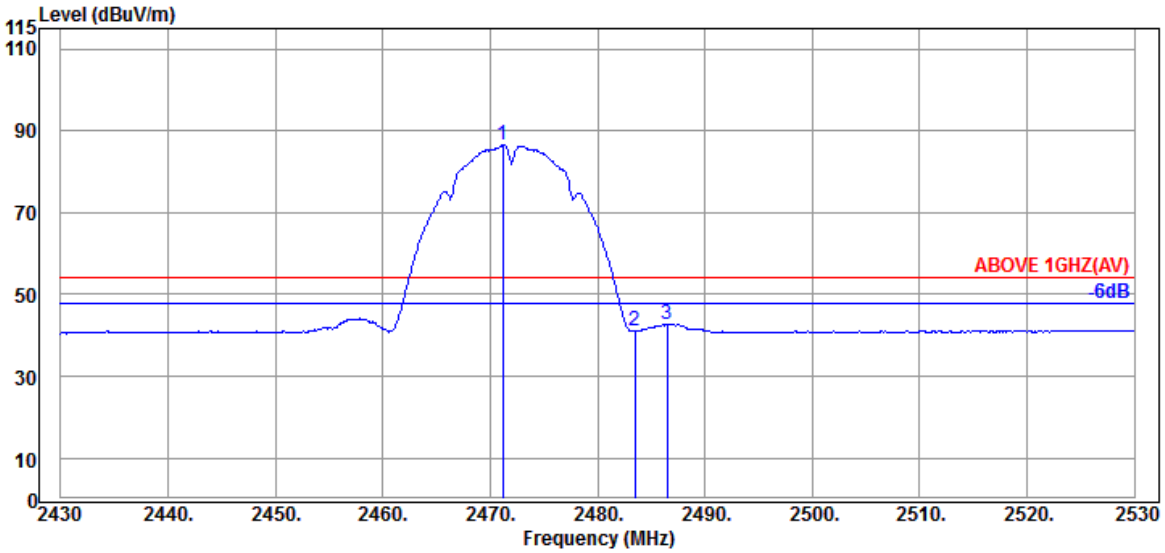

Antenna at Horizontal Polarization

Emission Frequency (MHz)	Antenna Factor (dB/m)	Cable Loss (dB)	Preamp Gain (dB)	Read Level (dBμV)	Emission Level (dBμV/m)	Limits (dBμV/m)	Margin (dB)	Detector
@ 2471.200	32.30	6.18	34.55	82.55	86.48	---	---	Average
2483.500	32.30	6.18	34.55	36.98	40.91	54.00	13.09	Average
2486.500	32.30	6.18	34.55	38.78	42.71	54.00	11.29	Average

Remark: The "@" means fundamental frequency, it is ignored in this section.

This test report may be reproduced in full only. The document may only be updated by Audix Technology Corp. personnel. Any changes will be noted in the Document History section of the report.

Audix Technology Corp.
No. 491, Zhongfu Rd., Linkou Dist.,
New Taipei City244, Taiwan

Tel: +886 2 26099301
Fax: +886 2 26099303

Mode	802.11b	Frequency	TX 2472MHz

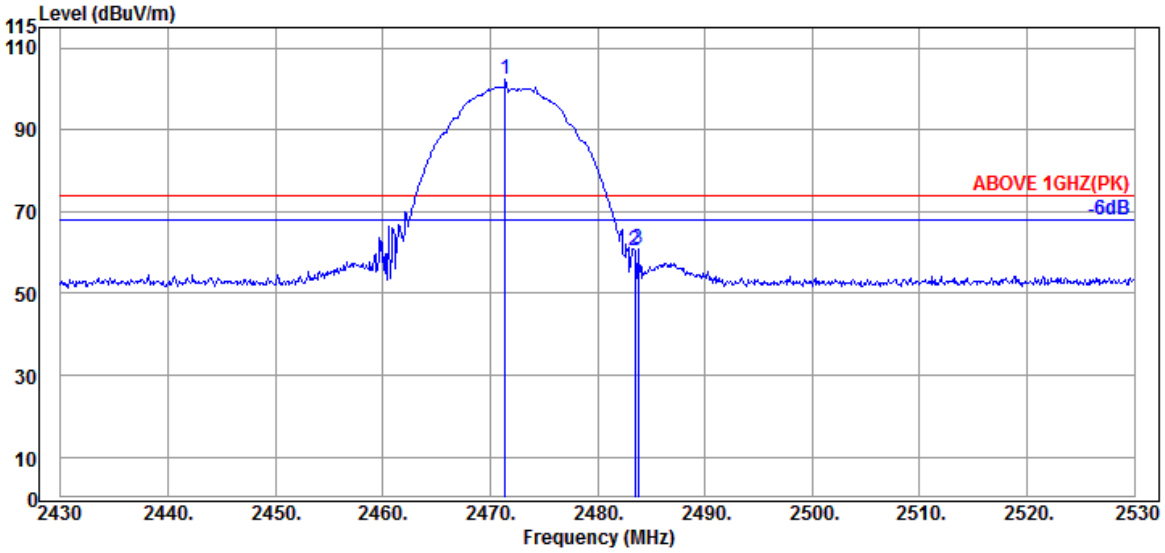

Antenna at Vertical Polarization

Emission Frequency (MHz)	Antenna Factor (dB/m)	Cable Loss (dB)	Preamp Gain (dB)	Read Level (dBμV)	Emission Level (dBμV/m)	Limits (dBμV/m)	Margin (dB)	Detector
@ 2471.400	32.30	6.18	34.55	98.27	102.20	---	---	Peak
2483.500	32.30	6.18	34.55	56.54	60.47	74.00	13.53	Peak
2483.800	32.30	6.18	34.55	56.80	60.73	74.00	13.27	Peak

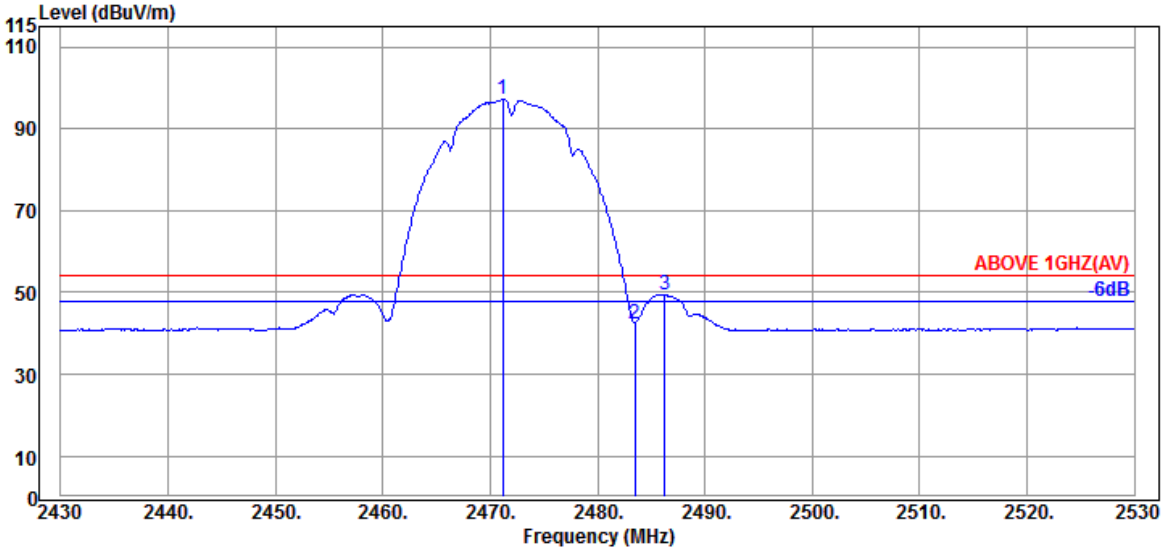

Antenna at Vertical Polarization

Emission Frequency (MHz)	Antenna Factor (dB/m)	Cable Loss (dB)	Preamp Gain (dB)	Read Level (dBμV)	Emission Level (dBμV/m)	Limits (dBμV/m)	Margin (dB)	Detector
@ 2471.200	32.30	6.18	34.55	93.37	97.30	---	---	Average
2483.500	32.30	6.18	34.55	38.47	42.40	54.00	11.60	Average
2486.300	32.30	6.18	34.55	45.48	49.41	54.00	4.59	Average

Remark: The "@" means fundamental frequency, it is ignored in this section.

This test report may be reproduced in full only. The document may only be updated by Audix Technology Corp. personnel. Any changes will be noted in the Document History section of the report.

Audix Technology Corp.
No. 491, Zhongfu Rd., Linkou Dist.,
New Taipei City244, Taiwan

Tel: +886 2 26099301
Fax: +886 2 26099303

Mode	802.11g	Frequency	TX 2412MHz

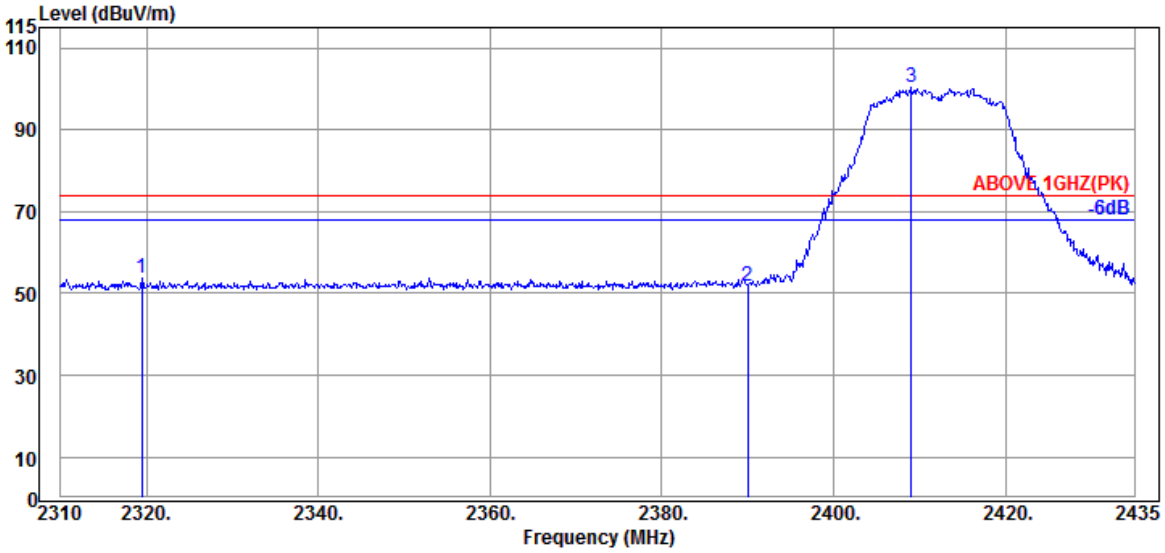

Antenna at Horizontal Polarization

Emission Frequency (MHz)	Antenna Factor (dB/m)	Cable Loss (dB)	Preamp Gain (dB)	Read Level (dBμV)	Emission Level (dBμV/m)	Limits (dBμV/m)	Margin (dB)	Detector
2319.500	31.97	5.93	34.52	50.24	53.62	74.00	20.38	Peak
2390.000	31.89	6.04	34.54	48.30	51.69	74.00	22.31	Peak
@ 2409.000	31.87	6.07	34.54	96.80	100.20	---	---	Peak

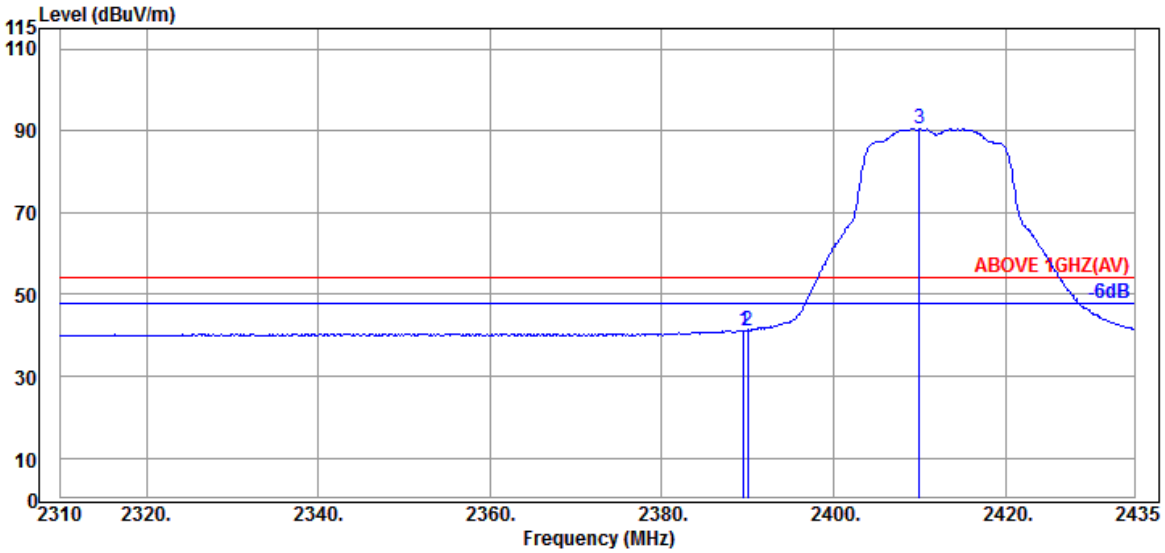

Antenna at Horizontal Polarization

Emission Frequency (MHz)	Antenna Factor (dB/m)	Cable Loss (dB)	Preamp Gain (dB)	Read Level (dBμV)	Emission Level (dBμV/m)	Limits (dBμV/m)	Margin (dB)	Detector
2389.500	31.89	6.04	34.53	37.84	41.24	54.00	12.76	Average
2390.000	31.89	6.04	34.54	37.89	41.28	54.00	12.72	Average
@ 2410.000	31.87	6.07	34.54	87.11	90.51	---	---	Average

Remark: The "@" means fundamental frequency, it is ignored in this section.

This test report may be reproduced in full only. The document may only be updated by Audix Technology Corp. personnel. Any changes will be noted in the Document History section of the report.

Audix Technology Corp.
No. 491, Zhongfu Rd., Linkou Dist.,
New Taipei City244, Taiwan
Tel: +886 2 26099301
Fax: +886 2 26099303

Mode	802.11g	Frequency	TX 2412MHz

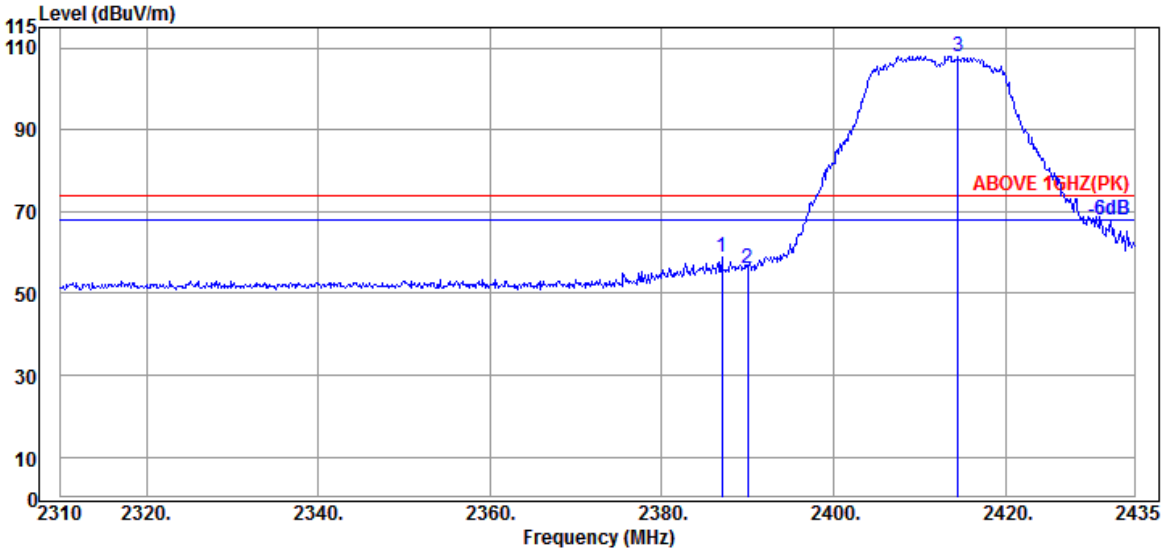

Antenna at Vertical Polarization

Emission Frequency (MHz)	Antenna Factor (dB/m)	Cable Loss (dB)	Preamp Gain (dB)	Read Level (dBμV)	Emission Level (dBμV/m)	Limits (dBμV/m)	Margin (dB)	Detector
2387.000	31.89	6.04	34.53	55.37	58.77	74.00	15.23	Peak
2390.000	31.89	6.04	34.54	52.63	56.02	74.00	17.98	Peak
@ 2414.500	31.94	6.07	34.54	104.60	108.07	---	---	Peak

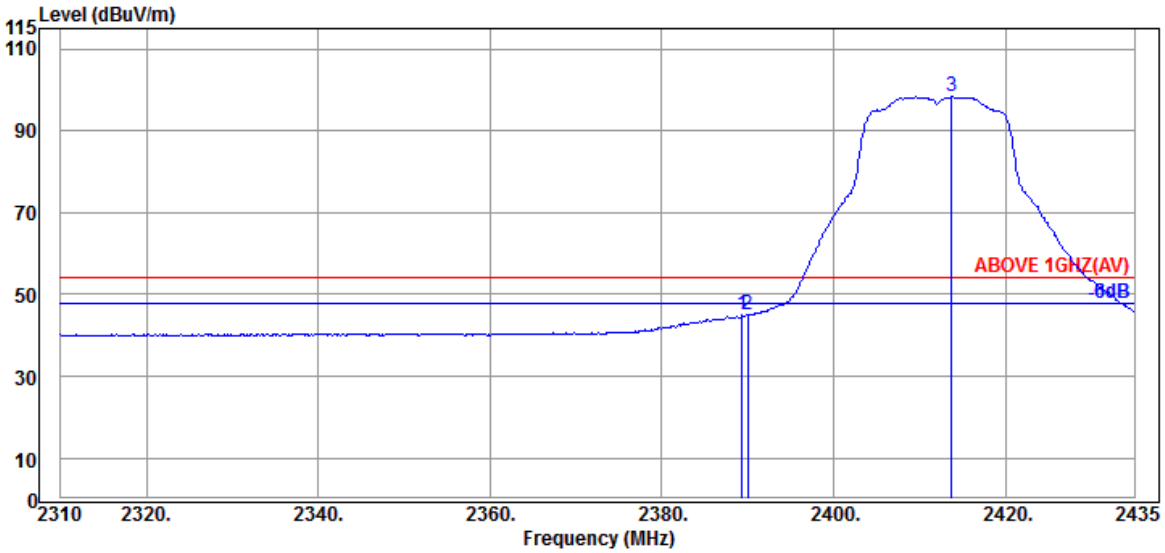

Antenna at Vertical Polarization

Emission Frequency (MHz)	Antenna Factor (dB/m)	Cable Loss (dB)	Preamp Gain (dB)	Read Level (dBμV)	Emission Level (dBμV/m)	Limits (dBμV/m)	Margin (dB)	Detector
2389.375	31.89	6.04	34.53	41.50	44.90	54.00	9.10	Average
2390.000	31.89	6.04	34.54	41.74	45.13	54.00	8.87	Average
@ 2413.750	31.94	6.07	34.54	94.91	98.38	---	---	Average

Remark: The "@" means fundamental frequency, it is ignored in this section.

This test report may be reproduced in full only. The document may only be updated by Audix Technology Corp. personnel. Any changes will be noted in the Document History section of the report.

Audix Technology Corp.
No. 491, Zhongfu Rd., Linkou Dist.,
New Taipei City244, Taiwan

Tel: +886 2 26099301
Fax: +886 2 26099303

Mode	802.11g	Frequency	TX 2417MHz

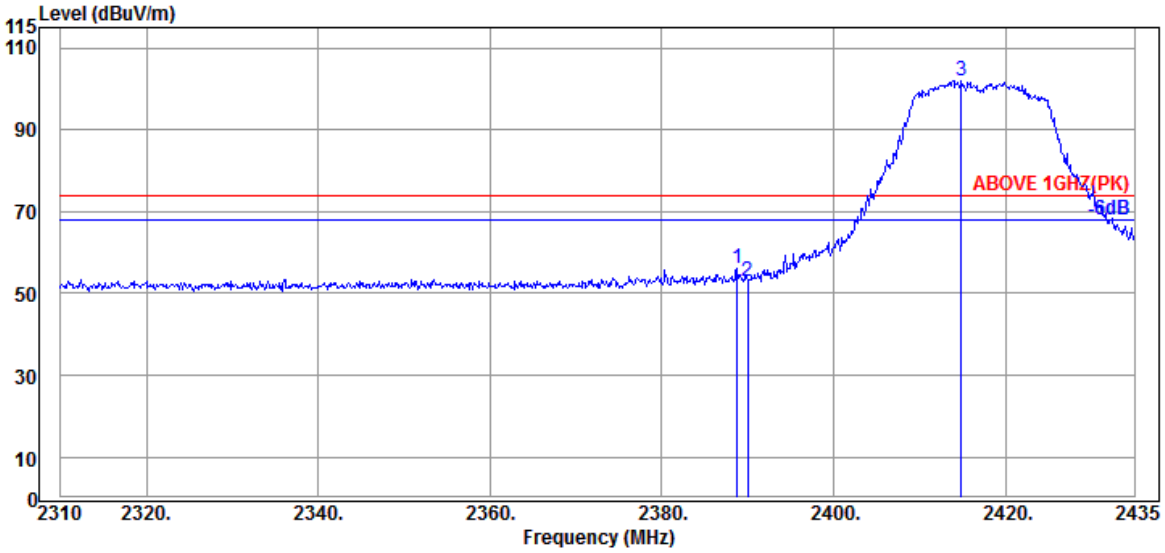

Antenna at Horizontal Polarization

	Emission Frequency (MHz)	Antenna Factor (dB/m)	Cable Loss (dB)	Preamp Gain (dB)	Read Level (dBμV)	Emission Level (dBμV/m)	Limits (dBμV/m)	Margin (dB)	Detector
	2388.750	31.89	6.04	34.53	52.53	55.93	74.00	18.07	Peak
	2390.000	31.89	6.04	34.54	49.52	52.91	74.00	21.09	Peak
@	2414.875	31.94	6.07	34.54	98.57	102.04	---	---	Peak

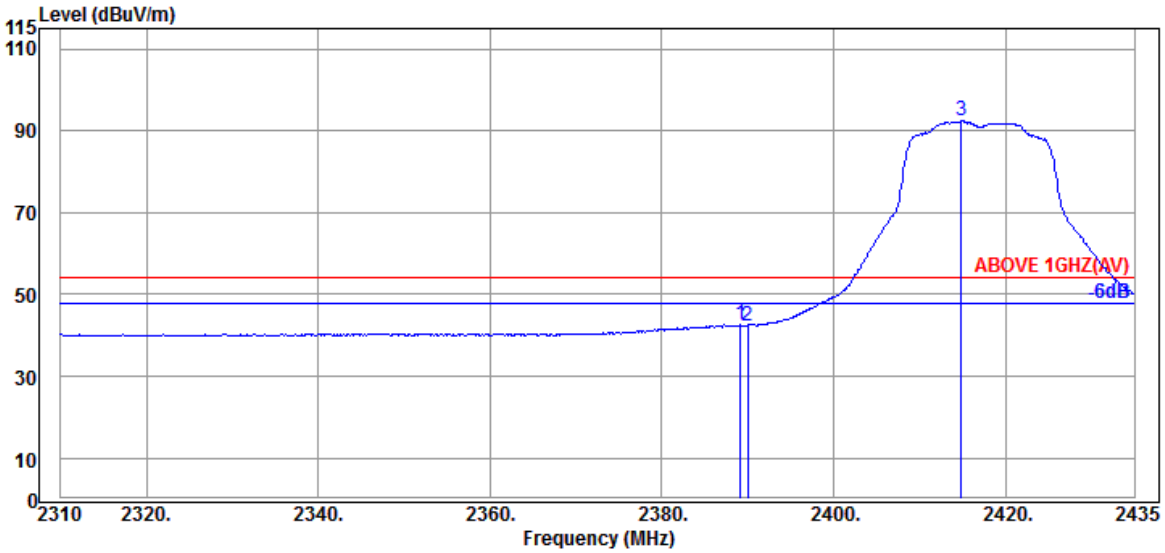

Antenna at Horizontal Polarization

	Emission Frequency (MHz)	Antenna Factor (dB/m)	Cable Loss (dB)	Preamp Gain (dB)	Read Level (dBμV)	Emission Level (dBμV/m)	Limits (dBμV/m)	Margin (dB)	Detector
	2389.125	31.89	6.04	34.53	39.14	42.54	54.00	11.46	Average
	2390.000	31.89	6.04	34.54	39.06	42.45	54.00	11.55	Average
@	2414.875	31.94	6.07	34.54	88.90	92.37	---	---	Average

Remark: The "@" means fundamental frequency, it is ignored in this section.

This test report may be reproduced in full only. The document may only be updated by Audix Technology Corp. personnel. Any changes will be noted in the Document History section of the report.

Audix Technology Corp.
No. 491, Zhongfu Rd., Linkou Dist.,
New Taipei City244, Taiwan

Tel: +886 2 26099301
Fax: +886 2 26099303

Mode	802.11g	Frequency	TX 2417MHz

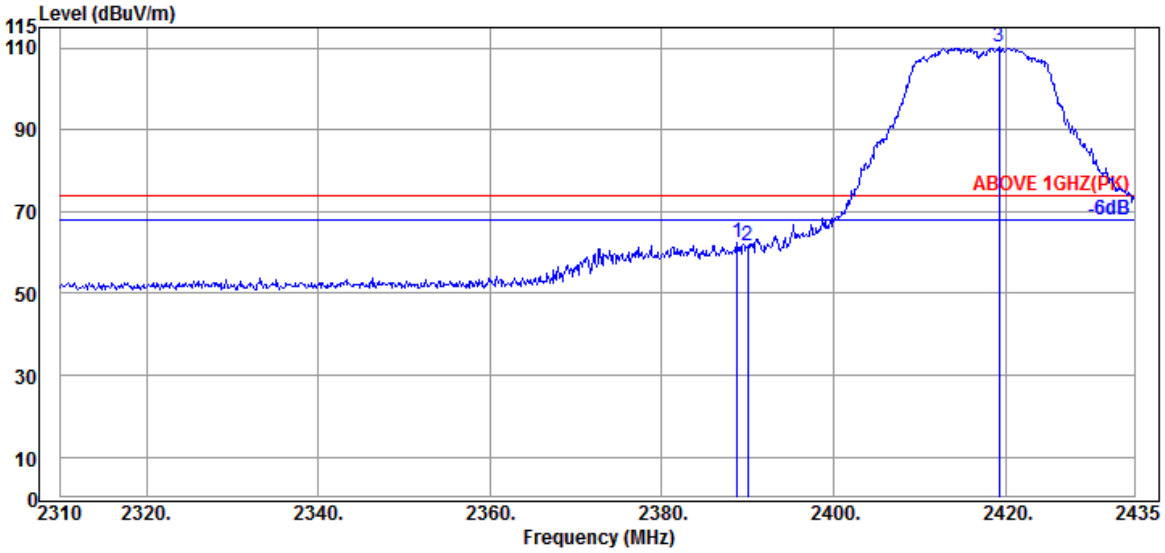

Antenna at Vertical Polarization

Emission Frequency (MHz)	Antenna Factor (dB/m)	Cable Loss (dB)	Preamp Gain (dB)	Read Level (dBμV)	Emission Level (dBμV/m)	Limits (dBμV/m)	Margin (dB)	Detector
2388.750	31.89	6.04	34.53	58.88	62.28	74.00	11.72	Peak
2390.000	31.89	6.04	34.54	58.19	61.58	74.00	12.42	Peak
@ 2419.250	32.01	6.07	34.54	106.75	110.29	---	---	Peak

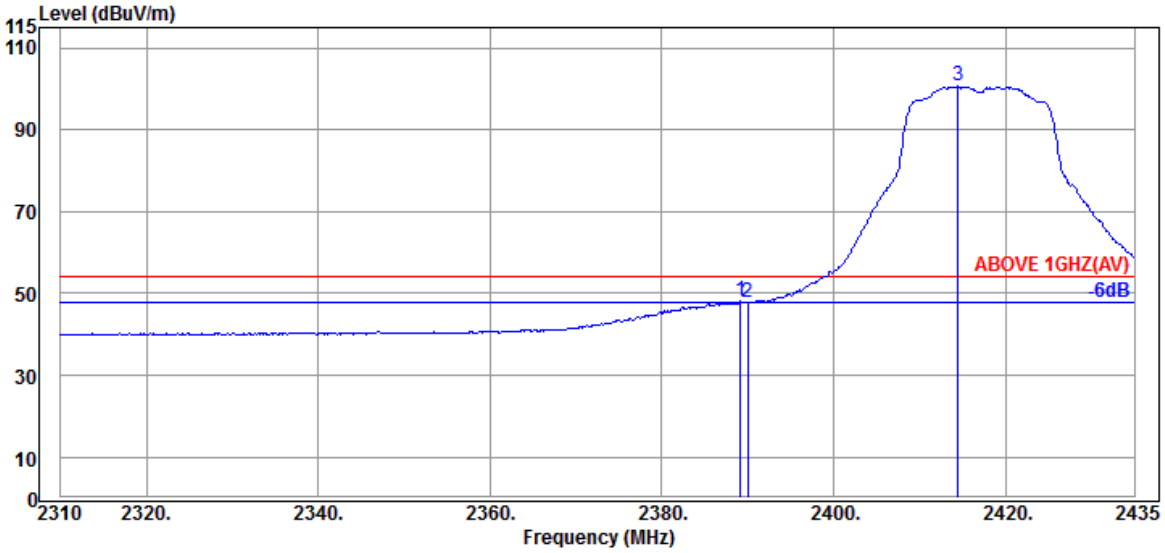

Antenna at Vertical Polarization

Emission Frequency (MHz)	Antenna Factor (dB/m)	Cable Loss (dB)	Preamp Gain (dB)	Read Level (dBμV)	Emission Level (dBμV/m)	Limits (dBμV/m)	Margin (dB)	Detector
2389.125	31.89	6.04	34.53	44.62	48.02	54.00	5.98	Average
2390.000	31.89	6.04	34.54	44.42	47.81	54.00	6.19	Average
@ 2414.500	31.94	6.07	34.54	97.16	100.63	---	---	Average

Remark: The "@" means fundamental frequency, it is ignored in this section.

This test report may be reproduced in full only. The document may only be updated by Audix Technology Corp. personnel. Any changes will be noted in the Document History section of the report.

Audix Technology Corp.
No. 491, Zhongfu Rd., Linkou Dist.,
New Taipei City244, Taiwan

Tel: +886 2 26099301
Fax: +886 2 26099303

Mode	802.11g	Frequency	TX 2457MHz

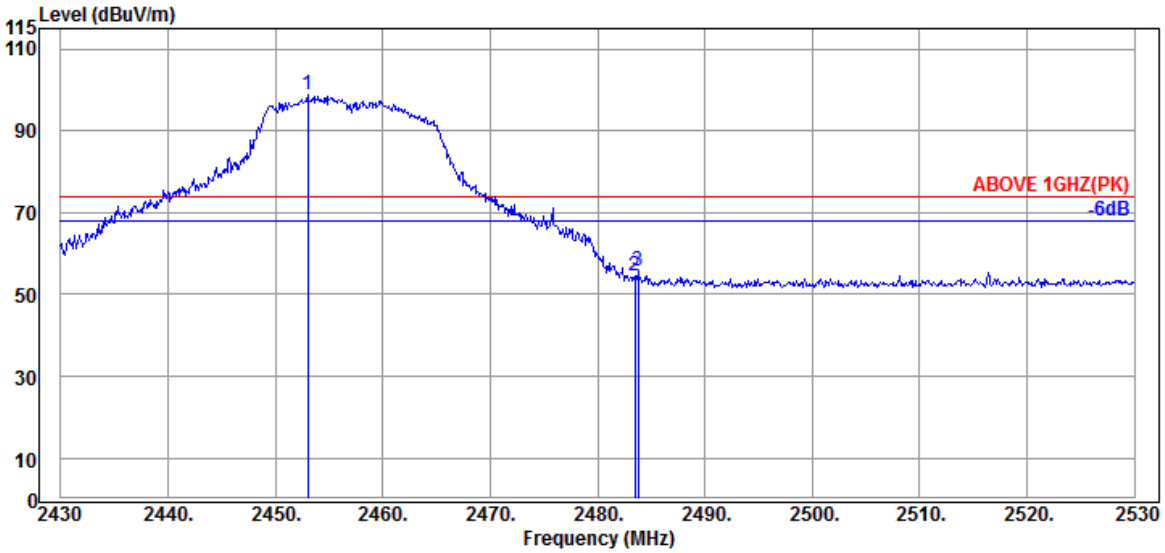

Antenna at Horizontal Polarization

Emission Frequency (MHz)	Antenna Factor (dB/m)	Cable Loss (dB)	Preamp Gain (dB)	Read Level (dBμV)	Emission Level (dBμV/m)	Limits (dBμV/m)	Margin (dB)	Detector
@ 2453.000	32.30	6.13	34.55	94.80	98.68	---	---	Peak
2483.500	32.30	6.18	34.55	50.42	54.35	74.00	19.65	Peak
2483.800	32.30	6.18	34.55	51.94	55.87	74.00	18.13	Peak

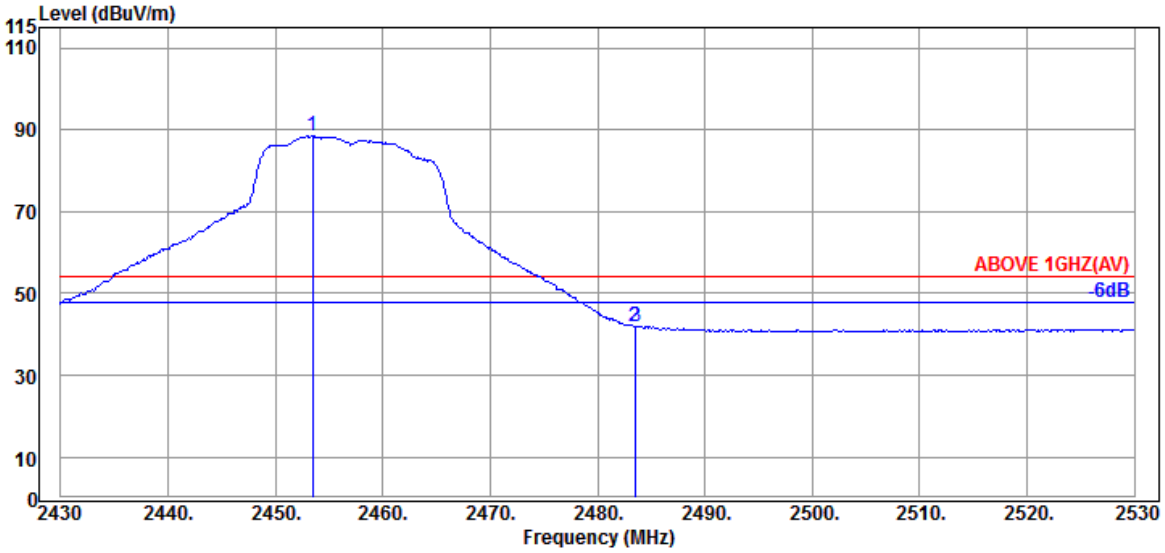

Antenna at Horizontal Polarization

Emission Frequency (MHz)	Antenna Factor (dB/m)	Cable Loss (dB)	Preamp Gain (dB)	Read Level (dBμV)	Emission Level (dBμV/m)	Limits (dBμV/m)	Margin (dB)	Detector
@ 2453.500	32.30	6.15	34.55	84.66	88.56	---	---	Average
2483.500	32.30	6.18	34.55	38.03	41.96	54.00	12.04	Average
2483.600	32.30	6.18	34.55	38.11	42.04	54.00	11.96	Average

Remark: The "@" means fundamental frequency, it is ignored in this section.

This test report may be reproduced in full only. The document may only be updated by Audix Technology Corp. personnel. Any changes will be noted in the Document History section of the report.

Audix Technology Corp.
No. 491, Zhongfu Rd., Linkou Dist.,
New Taipei City244, Taiwan
Tel: +886 2 26099301
Fax: +886 2 26099303

Mode	802.11g	Frequency	TX 2457MHz

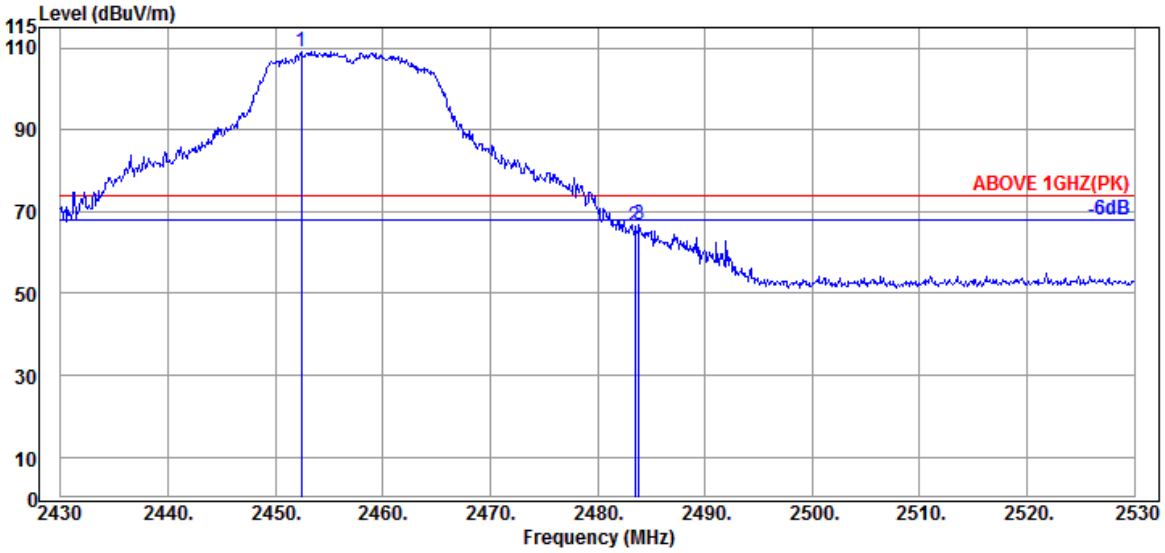

Antenna at Vertical Polarization

Emission Frequency (MHz)	Antenna Factor (dB/m)	Cable Loss (dB)	Preamp Gain (dB)	Read Level (dBμV)	Emission Level (dBμV/m)	Limits (dBμV/m)	Margin (dB)	Detector
@ 2452.400	32.30	6.13	34.55	105.26	109.14	---	---	Peak
2483.500	32.30	6.18	34.55	62.38	66.31	74.00	7.69	Peak
2483.900	32.30	6.18	34.55	62.90	66.83	74.00	7.17	Peak

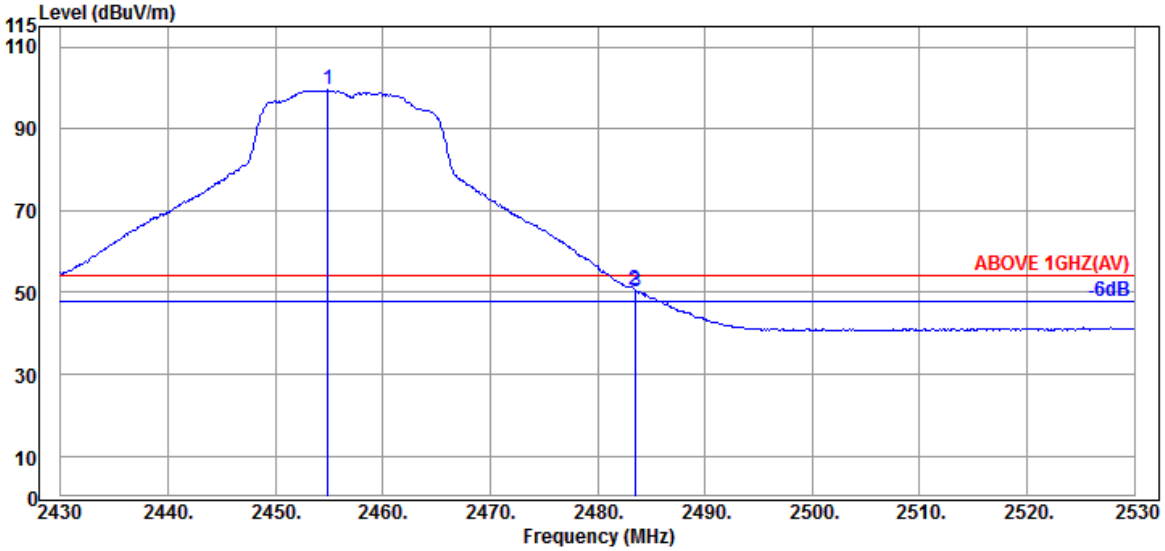

Antenna at Vertical Polarization

Emission Frequency (MHz)	Antenna Factor (dB/m)	Cable Loss (dB)	Preamp Gain (dB)	Read Level (dBμV)	Emission Level (dBμV/m)	Limits (dBμV/m)	Margin (dB)	Detector
@ 2454.900	32.30	6.15	34.55	95.49	99.39	---	---	Average
2483.500	32.30	6.18	34.55	46.79	50.72	54.00	3.28	Average
2483.600	32.30	6.18	34.55	46.41	50.34	54.00	3.66	Average

Remark: The "@" means fundamental frequency, it is ignored in this section.

This test report may be reproduced in full only. The document may only be updated by Audix Technology Corp. personnel. Any changes will be noted in the Document History section of the report.

Audix Technology Corp.
No. 491, Zhongfu Rd., Linkou Dist.,
New Taipei City244, Taiwan

Tel: +886 2 26099301
Fax: +886 2 26099303

Mode	802.11g	Frequency	TX 2462MHz

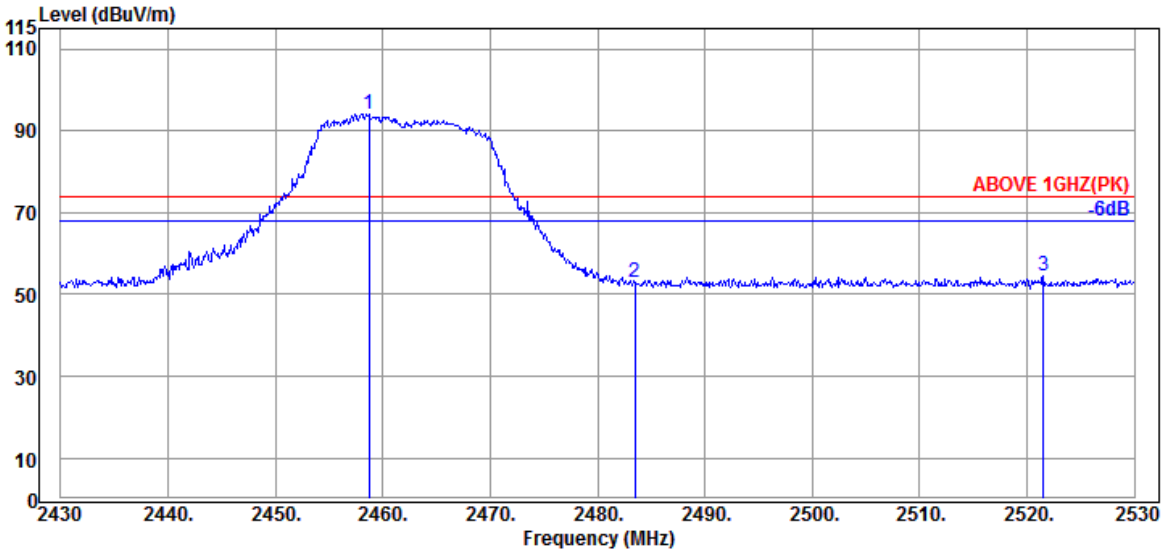

Antenna at Horizontal Polarization

Emission Frequency (MHz)	Antenna Factor (dB/m)	Cable Loss (dB)	Preamp Gain (dB)	Read Level (dBμV)	Emission Level (dBμV/m)	Limits (dBμV/m)	Margin (dB)	Detector
@ 2458.700	32.30	6.15	34.55	90.30	94.20	---	---	Peak
2483.500	32.30	6.18	34.55	48.97	52.90	74.00	21.10	Peak
2521.500	32.39	6.25	34.57	50.57	54.64	74.00	19.36	Peak

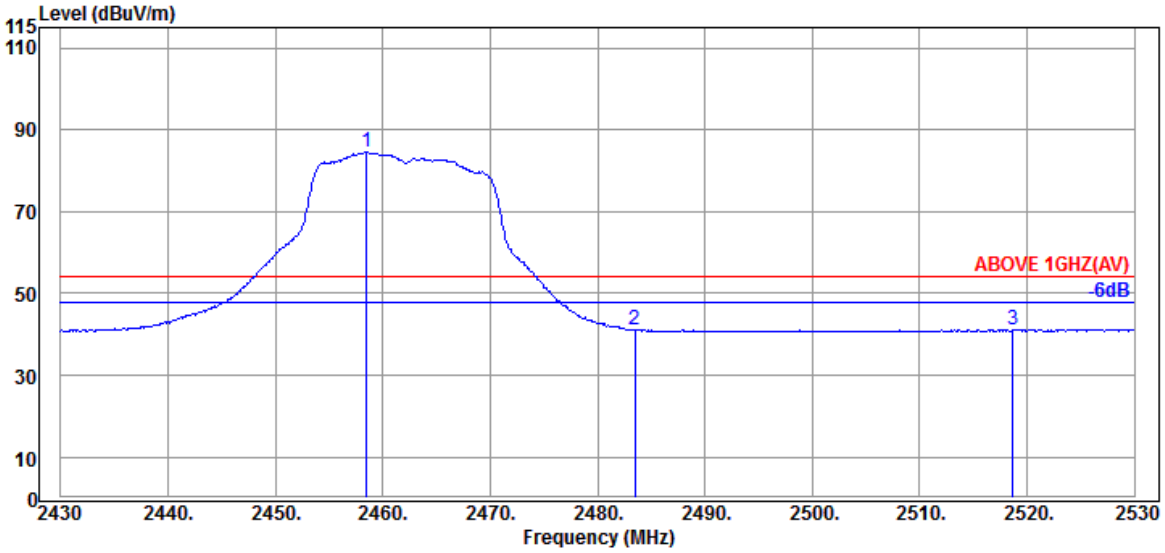

Antenna at Horizontal Polarization

Emission Frequency (MHz)	Antenna Factor (dB/m)	Cable Loss (dB)	Preamp Gain (dB)	Read Level (dBμV)	Emission Level (dBμV/m)	Limits (dBμV/m)	Margin (dB)	Detector
@ 2458.500	32.30	6.15	34.55	80.67	84.57	---	---	Average
2483.500	32.30	6.18	34.55	37.23	41.16	54.00	12.84	Average
2518.700	32.39	6.23	34.57	37.16	41.21	54.00	12.79	Average

Remark: The "@" means fundamental frequency, it is ignored in this section.

This test report may be reproduced in full only. The document may only be updated by Audix Technology Corp. personnel. Any changes will be noted in the Document History section of the report.

Audix Technology Corp.
No. 491, Zhongfu Rd., Linkou Dist.,
New Taipei City244, Taiwan

Tel: +886 2 26099301
Fax: +886 2 26099303

Mode	802.11g	Frequency	TX 2462MHz

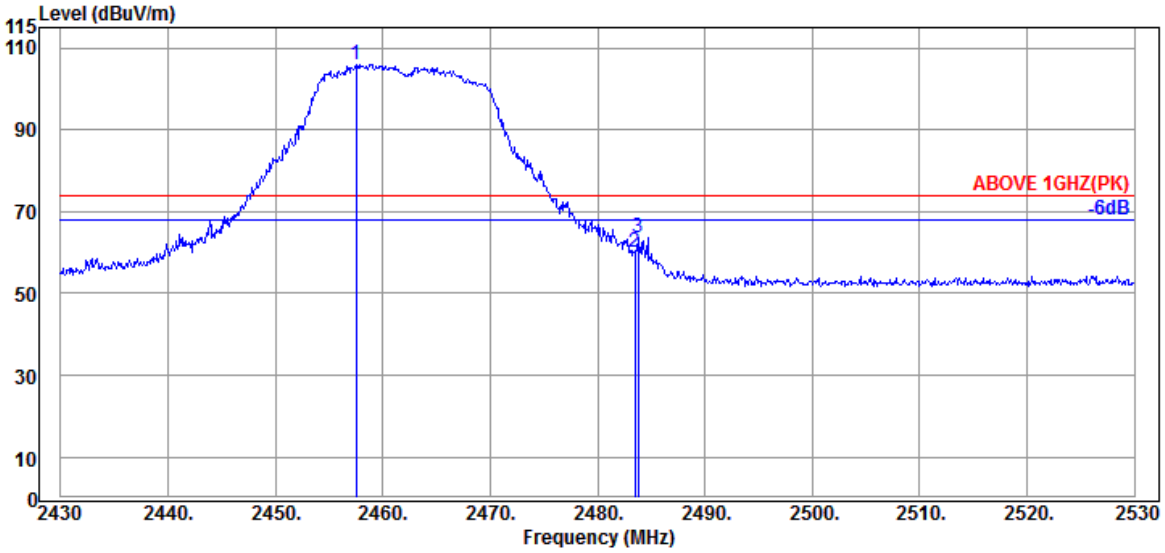

Antenna at Vertical Polarization

Emission Frequency (MHz)	Antenna Factor (dB/m)	Cable Loss (dB)	Preamp Gain (dB)	Read Level (dBμV)	Emission Level (dBμV/m)	Limits (dBμV/m)	Margin (dB)	Detector
@ 2457.500	32.30	6.15	34.55	102.02	105.92	---	---	Peak
2483.500	32.30	6.18	34.55	56.14	60.07	74.00	13.93	Peak
2483.800	32.30	6.18	34.55	59.73	63.66	74.00	10.34	Peak

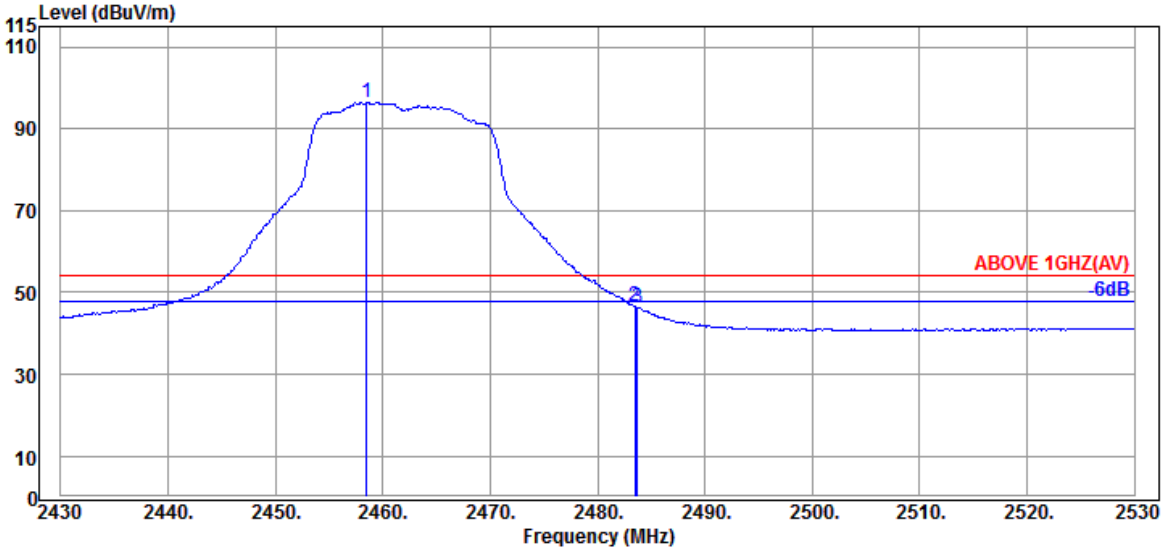

Antenna at Vertical Polarization

Emission Frequency (MHz)	Antenna Factor (dB/m)	Cable Loss (dB)	Preamp Gain (dB)	Read Level (dBμV)	Emission Level (dBμV/m)	Limits (dBμV/m)	Margin (dB)	Detector
@ 2458.500	32.30	6.15	34.55	92.57	96.47	---	---	Average
2483.500	32.30	6.18	34.55	42.72	46.65	54.00	7.35	Average
2483.700	32.30	6.18	34.55	42.50	46.43	54.00	7.57	Average

Remark: The "@" means fundamental frequency, it is ignored in this section.

This test report may be reproduced in full only. The document may only be updated by Audix Technology Corp. personnel. Any changes will be noted in the Document History section of the report.

Audix Technology Corp.
No. 491, Zhongfu Rd., Linkou Dist.,
New Taipei City244, Taiwan
Tel: +886 2 26099301
Fax: +886 2 26099303

Mode	802.11g	Frequency	TX 2467MHz

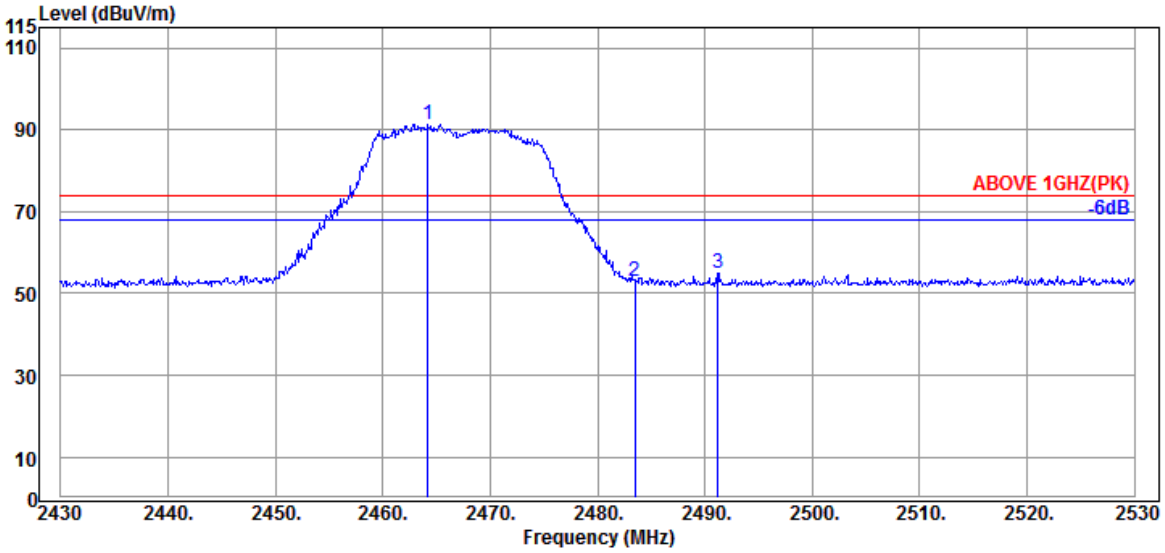

Antenna at Horizontal Polarization

Emission Frequency (MHz)	Antenna Factor (dB/m)	Cable Loss (dB)	Preamp Gain (dB)	Read Level (dBμV)	Emission Level (dBμV/m)	Limits (dBμV/m)	Margin (dB)	Detector
@ 2464.200	32.30	6.15	34.55	87.54	91.44	---	---	Peak
2483.500	32.30	6.18	34.55	49.01	52.94	74.00	21.06	Peak
2491.200	32.30	6.21	34.55	51.16	55.12	74.00	18.88	Peak

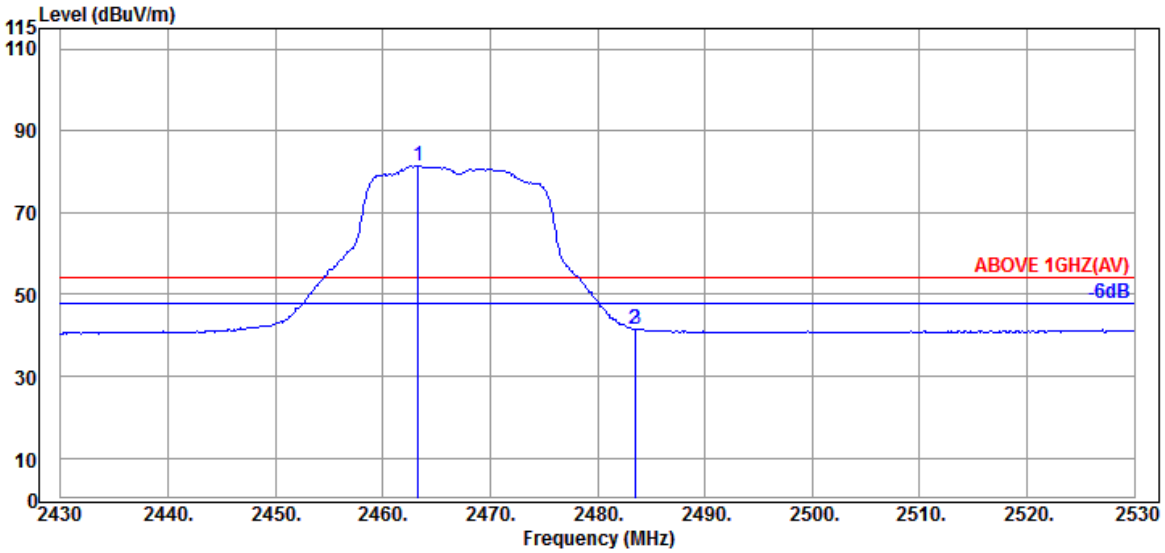

Antenna at Horizontal Polarization

Emission Frequency (MHz)	Antenna Factor (dB/m)	Cable Loss (dB)	Preamp Gain (dB)	Read Level (dBμV)	Emission Level (dBμV/m)	Limits (dBμV/m)	Margin (dB)	Detector
@ 2463.300	32.30	6.15	34.55	77.48	81.38	---	---	Average
2483.500	32.30	6.18	34.55	37.64	41.57	54.00	12.43	Average
2483.600	32.30	6.18	34.55	37.76	41.69	54.00	12.31	Average

Remark: The "@" means fundamental frequency, it is ignored in this section.

This test report may be reproduced in full only. The document may only be updated by Audix Technology Corp. personnel. Any changes will be noted in the Document History section of the report.

Audix Technology Corp.
No. 491, Zhongfu Rd., Linkou Dist.,
New Taipei City244, Taiwan

Tel: +886 2 26099301
Fax: +886 2 26099303

Mode	802.11g	Frequency	TX 2467MHz

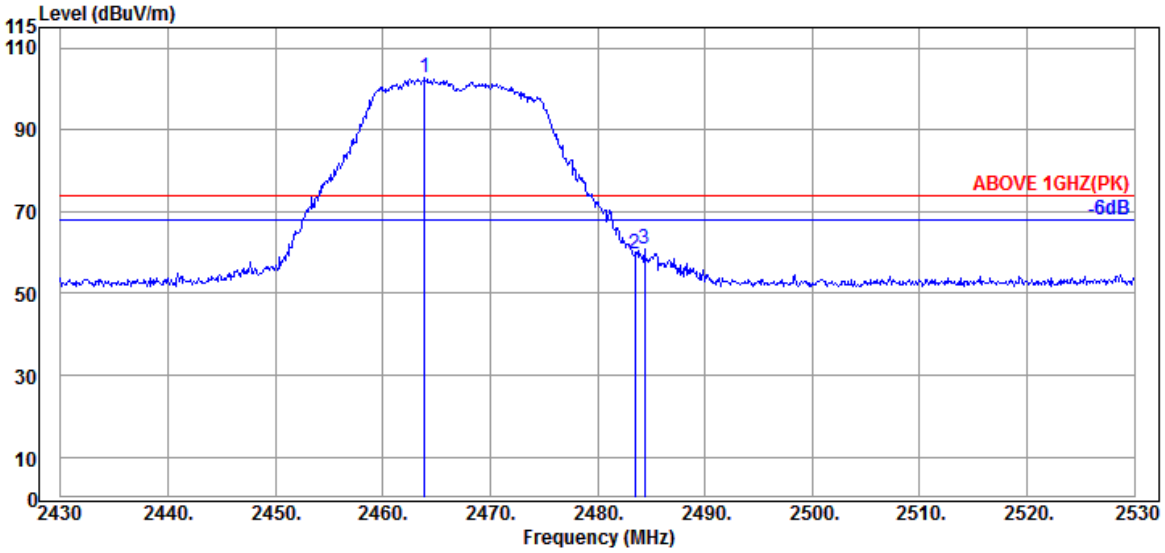

Antenna at Vertical Polarization

Emission Frequency (MHz)	Antenna Factor (dB/m)	Cable Loss (dB)	Preamp Gain (dB)	Read Level (dBμV)	Emission Level (dBμV/m)	Limits (dBμV/m)	Margin (dB)	Detector
@ 2463.900	32.30	6.15	34.55	98.96	102.86	---	---	Peak
2483.500	32.30	6.18	34.55	55.83	59.76	74.00	14.24	Peak
2484.400	32.30	6.18	34.55	56.99	60.92	74.00	13.08	Peak

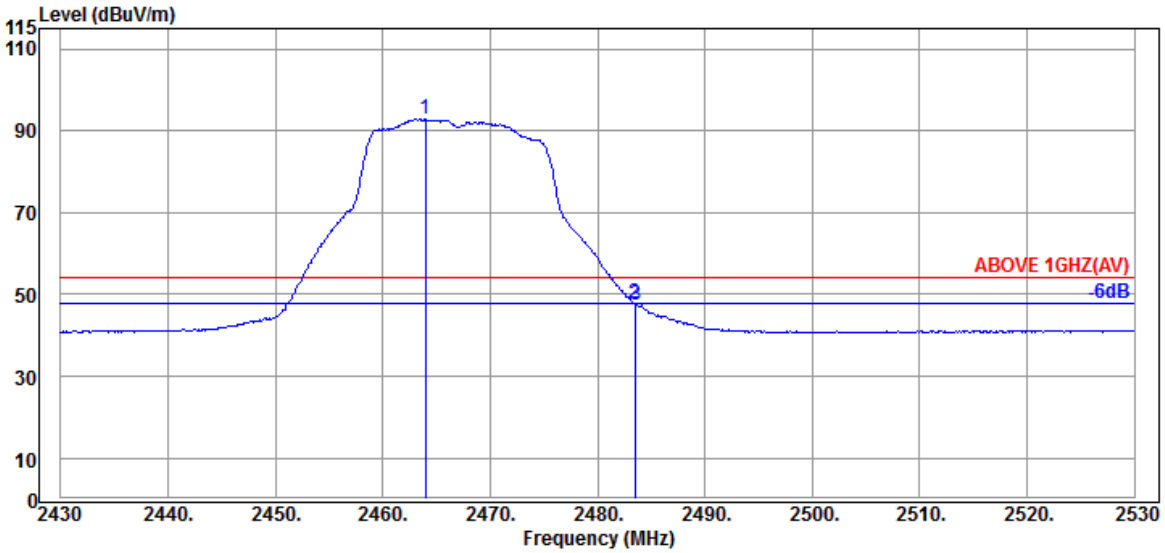

Antenna at Vertical Polarization

Emission Frequency (MHz)	Antenna Factor (dB/m)	Cable Loss (dB)	Preamp Gain (dB)	Read Level (dBμV)	Emission Level (dBμV/m)	Limits (dBμV/m)	Margin (dB)	Detector
@ 2464.000	32.30	6.15	34.55	88.89	92.79	---	---	Average
2483.500	32.30	6.18	34.55	43.72	47.65	54.00	6.35	Average
2483.600	32.30	6.18	34.55	43.45	47.38	54.00	6.62	Average

Remark: The "@" means fundamental frequency, it is ignored in this section.

This test report may be reproduced in full only. The document may only be updated by Audix Technology Corp. personnel. Any changes will be noted in the Document History section of the report.

Audix Technology Corp.
No. 491, Zhongfu Rd., Linkou Dist.,
New Taipei City244, Taiwan
Tel: +886 2 26099301
Fax: +886 2 26099303

Mode	802.11g	Frequency	TX 2472MHz

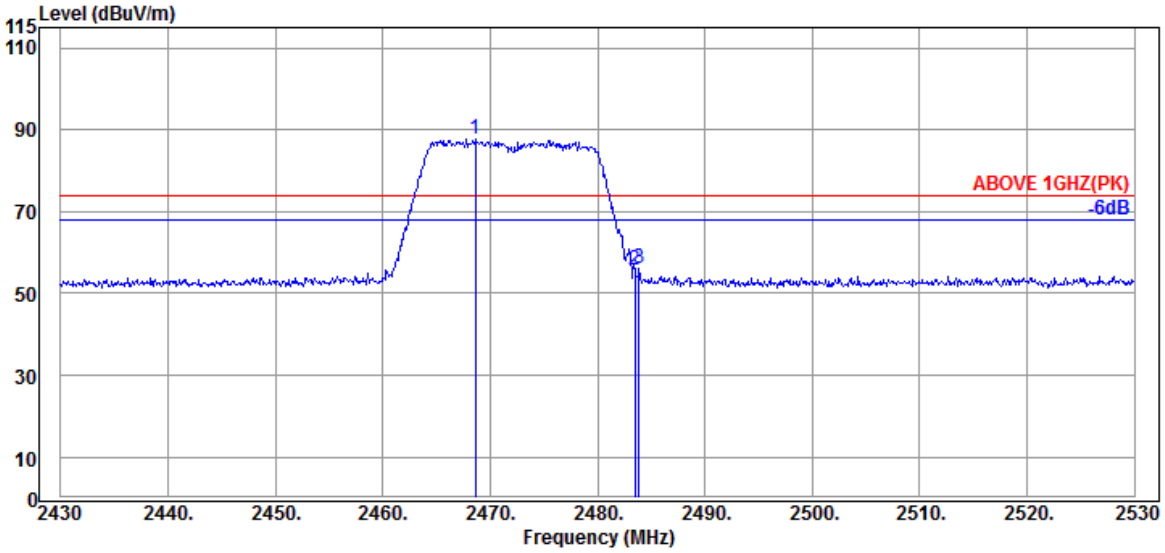

Antenna at Horizontal Polarization

Emission Frequency (MHz)	Antenna Factor (dB/m)	Cable Loss (dB)	Preamp Gain (dB)	Read Level (dBμV)	Emission Level (dBμV/m)	Limits (dBμV/m)	Margin (dB)	Detector
@ 2468.600	32.30	6.15	34.55	83.72	87.62	---	---	Peak
2483.500	32.30	6.18	34.55	51.72	55.65	74.00	18.35	Peak
2483.900	32.30	6.18	34.55	52.17	56.10	74.00	17.90	Peak

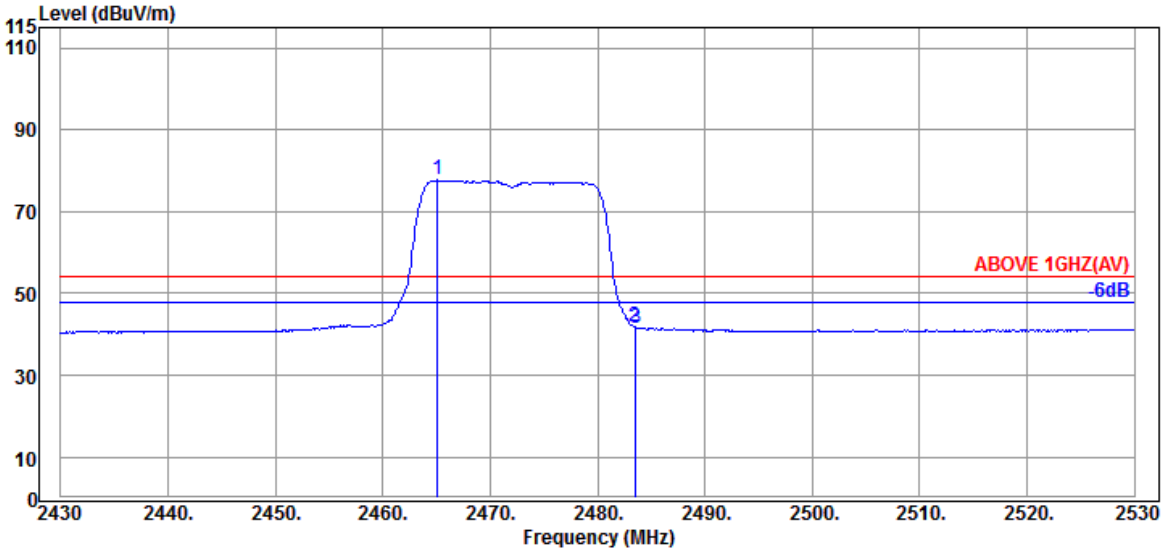

Antenna at Horizontal Polarization

Emission Frequency (MHz)	Antenna Factor (dB/m)	Cable Loss (dB)	Preamp Gain (dB)	Read Level (dBμV)	Emission Level (dBμV/m)	Limits (dBμV/m)	Margin (dB)	Detector
@ 2465.100	32.30	6.15	34.55	73.86	77.76	---	---	Average
2483.500	32.30	6.18	34.55	37.92	41.85	54.00	12.15	Average
2483.600	32.30	6.18	34.55	37.66	41.59	54.00	12.41	Average

Remark: The "@" means fundamental frequency, it is ignored in this section.

This test report may be reproduced in full only. The document may only be updated by Audix Technology Corp. personnel. Any changes will be noted in the Document History section of the report.

Audix Technology Corp.
No. 491, Zhongfu Rd., Linkou Dist.,
New Taipei City244, Taiwan

Tel: +886 2 26099301
Fax: +886 2 26099303

Mode	802.11g	Frequency	TX 2472MHz

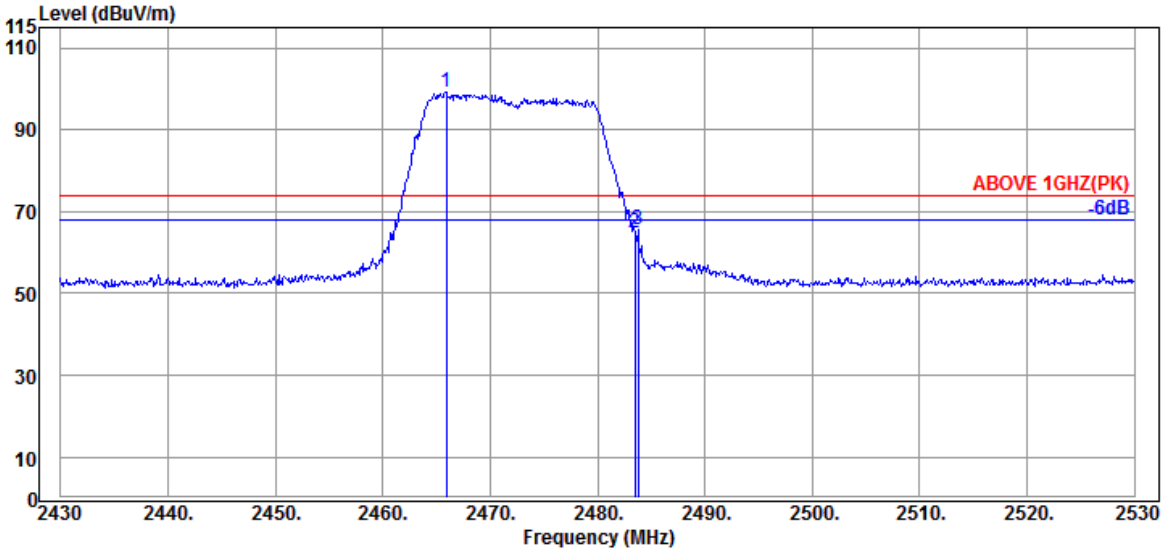

Antenna at Vertical Polarization

Emission Frequency (MHz)	Antenna Factor (dB/m)	Cable Loss (dB)	Preamp Gain (dB)	Read Level (dBμV)	Emission Level (dBμV/m)	Limits (dBμV/m)	Margin (dB)	Detector
@ 2465.900	32.30	6.15	34.55	95.22	99.12	---	---	Peak
2483.500	32.30	6.18	34.55	60.96	64.89	74.00	9.11	Peak
2483.800	32.30	6.18	34.55	61.56	65.49	74.00	8.51	Peak

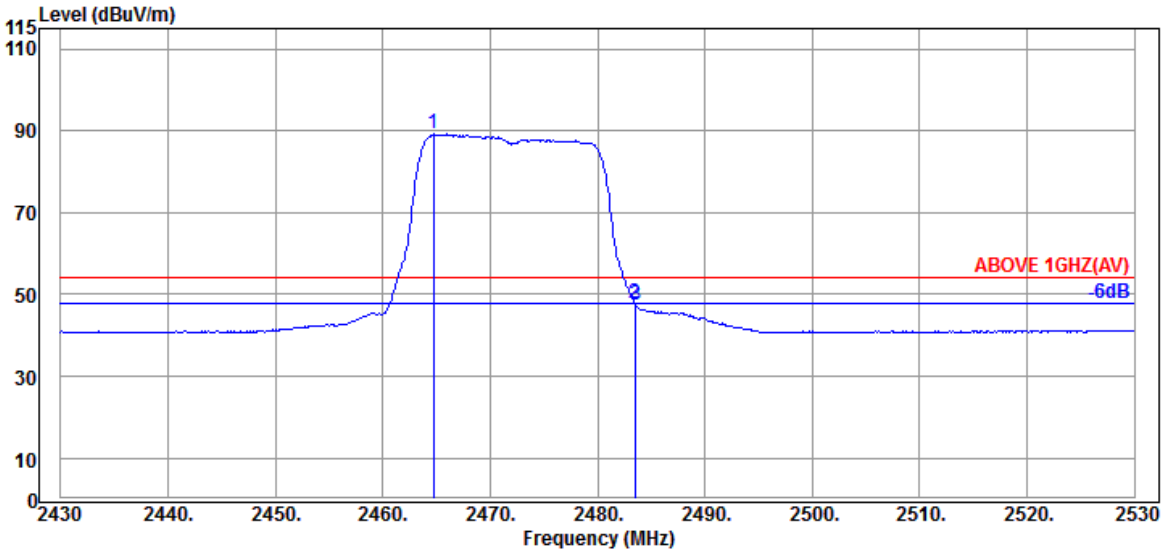

Antenna at Vertical Polarization

Emission Frequency (MHz)	Antenna Factor (dB/m)	Cable Loss (dB)	Preamp Gain (dB)	Read Level (dBμV)	Emission Level (dBμV/m)	Limits (dBμV/m)	Margin (dB)	Detector
@ 2464.700	32.30	6.15	34.55	85.27	89.17	---	---	Average
2483.500	32.30	6.18	34.55	44.01	47.94	54.00	6.06	Average
2483.600	32.30	6.18	34.55	43.59	47.52	54.00	6.48	Average

Remark: The "@" means fundamental frequency, it is ignored in this section.

This test report may be reproduced in full only. The document may only be updated by Audix Technology Corp. personnel. Any changes will be noted in the Document History section of the report.

Audix Technology Corp.
No. 491, Zhongfu Rd., Linkou Dist.,
New Taipei City244, Taiwan

Tel: +886 2 26099301
Fax: +886 2 26099303

Mode	802.11n-HT20	Frequency	TX 2412MHz

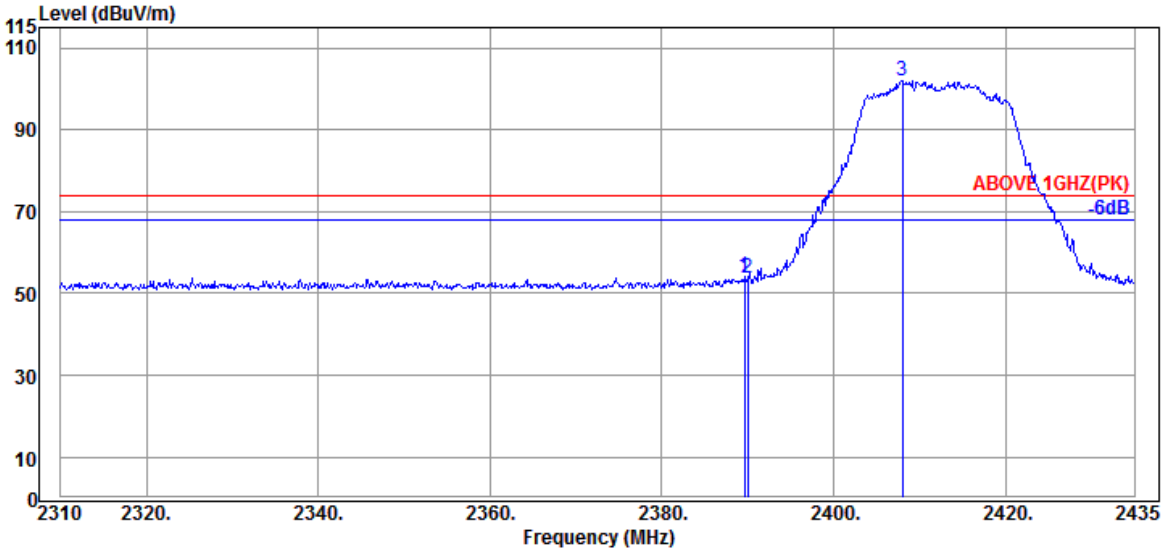

Antenna at Horizontal Polarization

Emission Frequency (MHz)	Antenna Factor (dB/m)	Cable Loss (dB)	Preamp Gain (dB)	Read Level (dBμV)	Emission Level (dBμV/m)	Limits (dBμV/m)	Margin (dB)	Detector
2389.625	31.89	6.04	34.53	50.92	54.32	74.00	19.68	Peak
2390.000	31.89	6.04	34.54	50.49	53.88	74.00	20.12	Peak
@ 2408.000	31.87	6.07	34.54	98.67	102.07	---	---	Peak

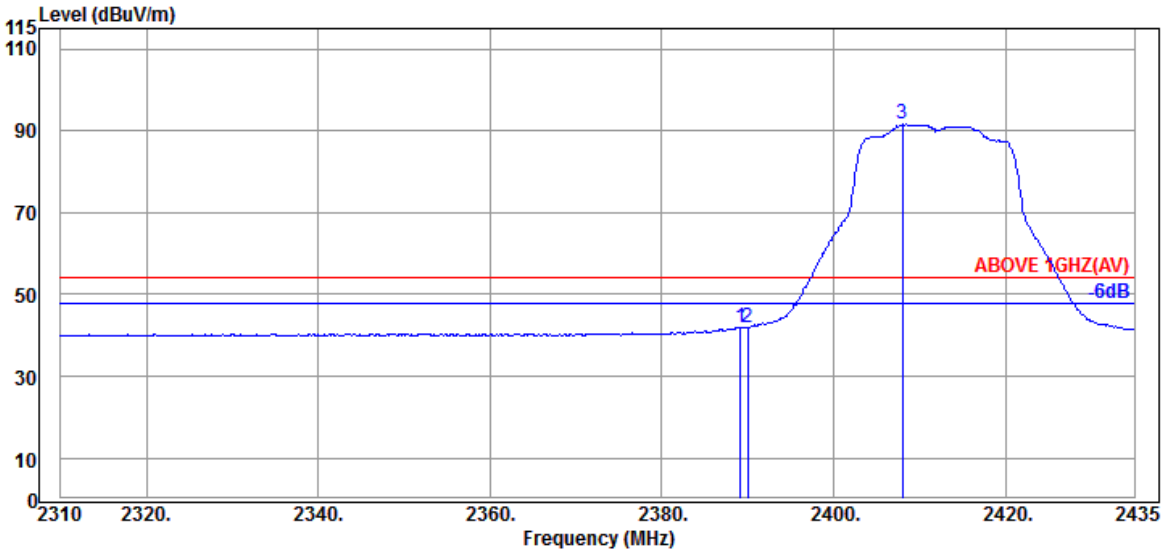

Antenna at Horizontal Polarization

Emission Frequency (MHz)	Antenna Factor (dB/m)	Cable Loss (dB)	Preamp Gain (dB)	Read Level (dBμV)	Emission Level (dBμV/m)	Limits (dBμV/m)	Margin (dB)	Detector
2389.125	31.89	6.04	34.53	38.62	42.02	54.00	11.98	Average
2390.000	31.89	6.04	34.54	38.50	41.89	54.00	12.11	Average
@ 2408.000	31.87	6.07	34.54	88.28	91.68	---	---	Average

Remark: The "@" means fundamental frequency, it is ignored in this section.

This test report may be reproduced in full only. The document may only be updated by Audix Technology Corp. personnel. Any changes will be noted in the Document History section of the report.

Audix Technology Corp.
No. 491, Zhongfu Rd., Linkou Dist.,
New Taipei City244, Taiwan

Tel: +886 2 26099301
Fax: +886 2 26099303

Mode	802.11n-HT20	Frequency	TX 2412MHz

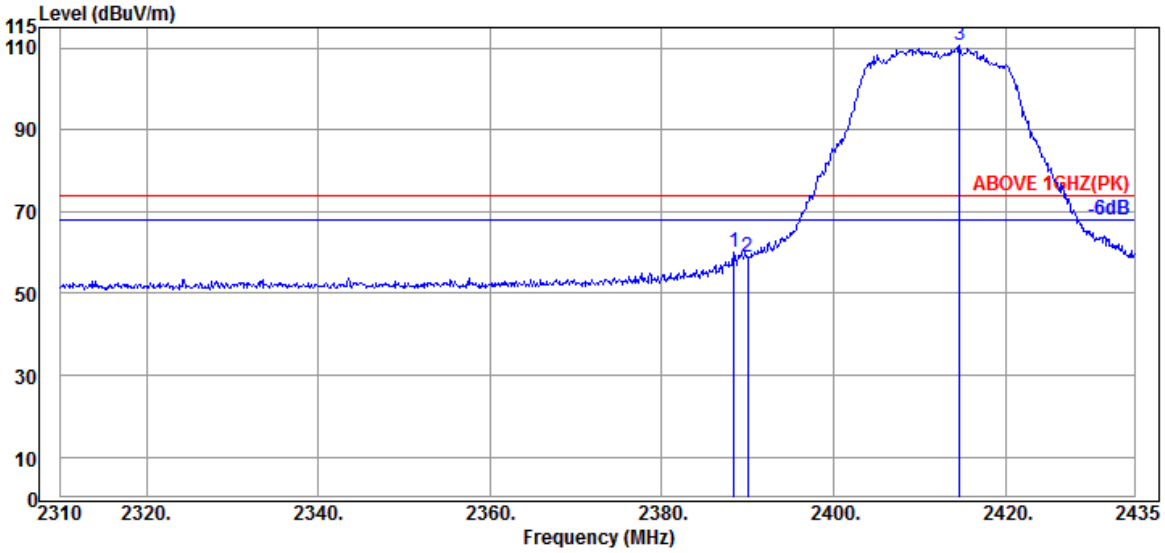

Antenna at Vertical Polarization

Emission Frequency (MHz)	Antenna Factor (dB/m)	Cable Loss (dB)	Preamp Gain (dB)	Read Level (dBμV)	Emission Level (dBμV/m)	Limits (dBμV/m)	Margin (dB)	Detector
2388.375	31.89	6.04	34.53	56.72	60.12	74.00	13.88	Peak
2390.000	31.89	6.04	34.54	55.65	59.04	74.00	14.96	Peak
@ 2414.625	31.94	6.07	34.54	107.14	110.61	---	---	Peak

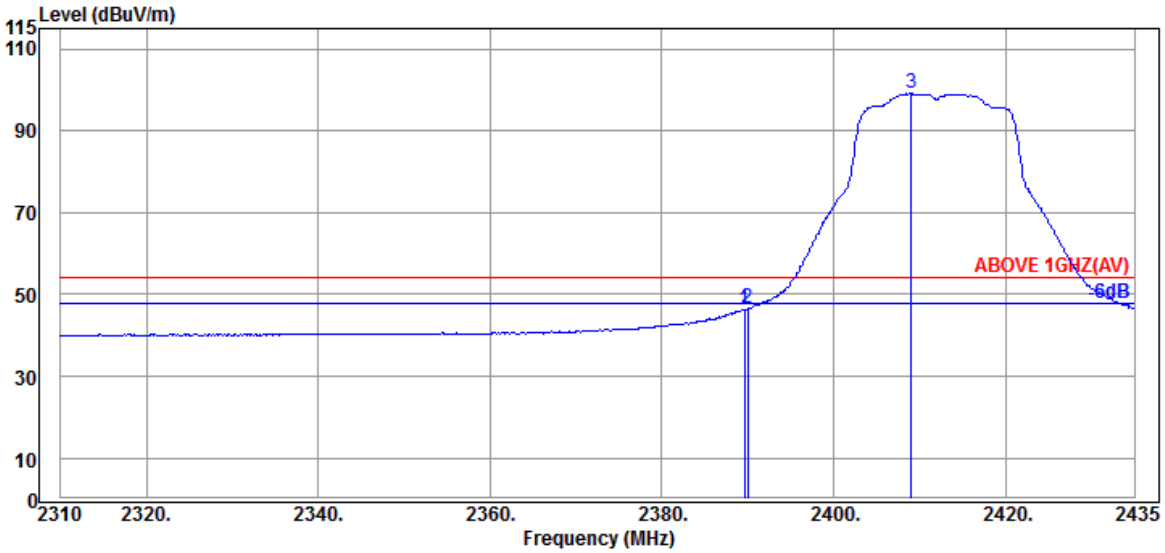

Antenna at Vertical Polarization

Emission Frequency (MHz)	Antenna Factor (dB/m)	Cable Loss (dB)	Preamp Gain (dB)	Read Level (dBμV)	Emission Level (dBμV/m)	Limits (dBμV/m)	Margin (dB)	Detector
2389.625	31.89	6.04	34.53	42.90	46.30	54.00	7.70	Average
2390.000	31.89	6.04	34.54	43.41	46.80	54.00	7.20	Average
@ 2409.000	31.87	6.07	34.54	95.68	99.08	---	---	Average

Remark: The "@" means fundamental frequency, it is ignored in this section.

This test report may be reproduced in full only. The document may only be updated by Audix Technology Corp. personnel. Any changes will be noted in the Document History section of the report.

Audix Technology Corp.
No. 491, Zhongfu Rd., Linkou Dist.,
New Taipei City244, Taiwan

Tel: +886 2 26099301
Fax: +886 2 26099303

Mode	802.11n-HT20	Frequency	TX 2417MHz

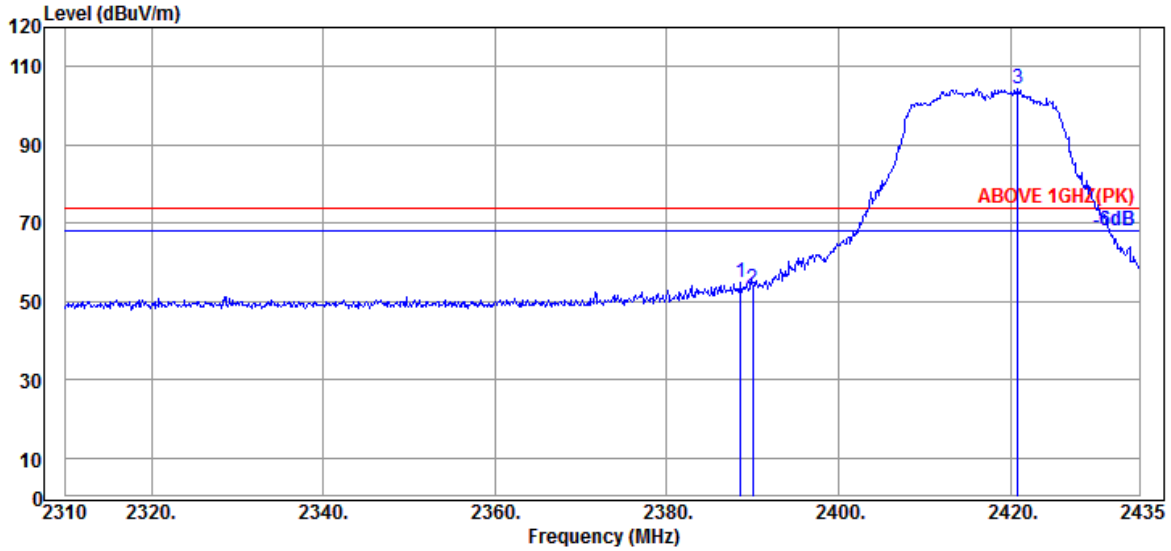

Antenna at Horizontal Polarization

Emission Frequency (MHz)	Antenna Factor (dB/m)	Cable Loss (dB)	Preamp Gain (dB)	Read Level (dBμV)	Emission Level (dBμV/m)	Limits (dBμV/m)	Margin (dB)	Detector
2388.625	31.89	6.04	34.53	51.29	54.69	74.00	19.31	Peak
2390.000	31.89	6.04	34.54	49.76	53.15	74.00	20.85	Peak
@ 2420.875	32.01	6.10	34.54	100.89	104.46	---	---	Peak

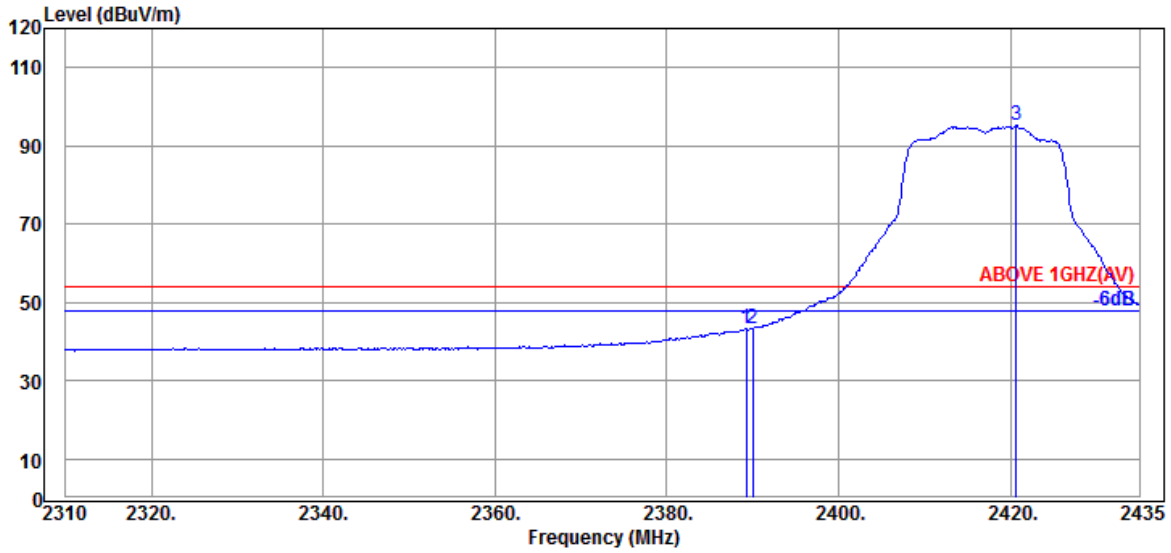

Antenna at Horizontal Polarization

Emission Frequency (MHz)	Antenna Factor (dB/m)	Cable Loss (dB)	Preamp Gain (dB)	Read Level (dBμV)	Emission Level (dBμV/m)	Limits (dBμV/m)	Margin (dB)	Detector
2389.250	31.89	6.04	34.53	40.04	43.44	54.00	10.56	Average
2390.000	31.89	6.04	34.54	39.94	43.33	54.00	10.67	Average
@ 2420.625	32.01	6.10	34.54	91.56	95.13	---	---	Average

Remark: The "@" means fundamental frequency, it is ignored in this section.

This test report may be reproduced in full only. The document may only be updated by Audix Technology Corp. personnel. Any changes will be noted in the Document History section of the report.

Audix Technology Corp.
No. 491, Zhongfu Rd., Linkou Dist.,
New Taipei City244, Taiwan
Tel: +886 2 26099301
Fax: +886 2 26099303

Mode	802.11n-HT20	Frequency	TX 2417MHz

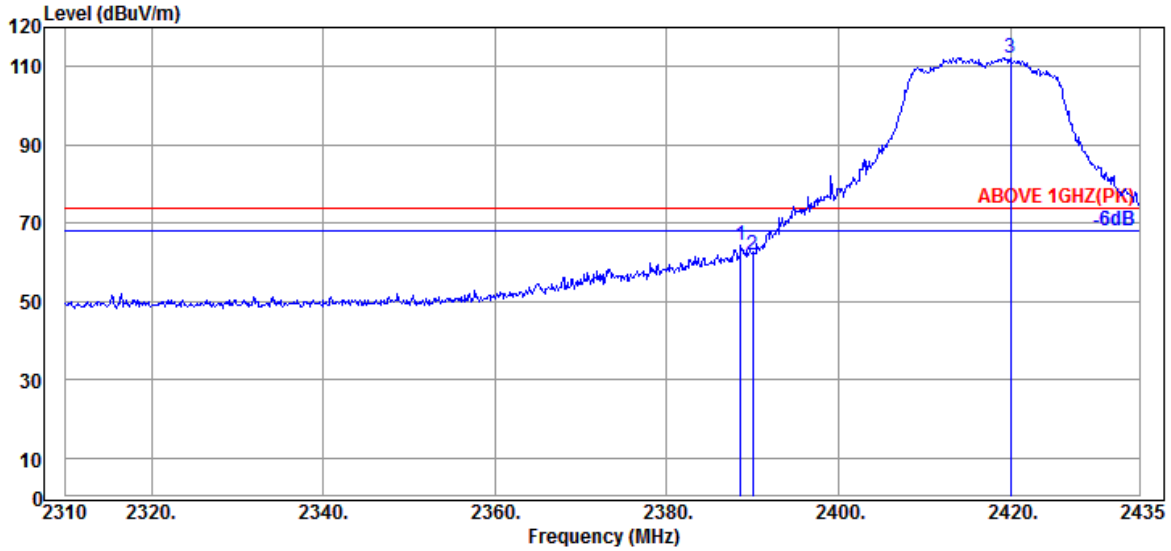

Antenna at Vertical Polarization

Emission Frequency (MHz)	Antenna Factor (dB/m)	Cable Loss (dB)	Preamp Gain (dB)	Read Level (dBμV)	Emission Level (dBμV/m)	Limits (dBμV/m)	Margin (dB)	Detector
2388.625	31.89	6.04	34.53	60.90	64.30	74.00	9.70	Peak
2390.000	31.89	6.04	34.54	58.53	61.92	74.00	12.08	Peak
@ 2420.000	32.01	6.10	34.54	108.77	112.34	---	---	Peak

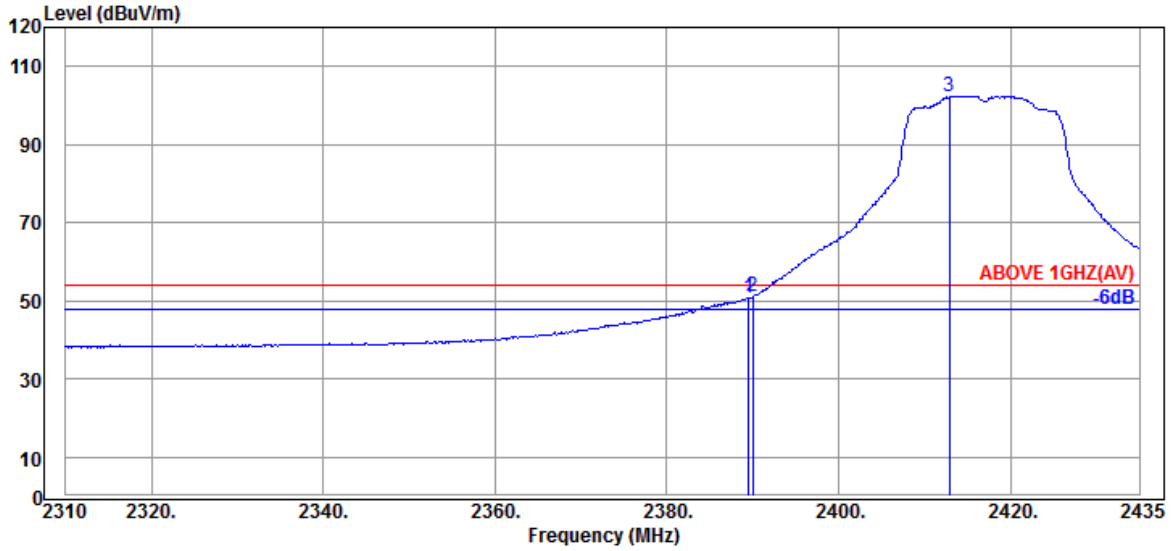

Antenna at Vertical Polarization

Emission Frequency (MHz)	Antenna Factor (dB/m)	Cable Loss (dB)	Preamp Gain (dB)	Read Level (dBμV)	Emission Level (dBμV/m)	Limits (dBμV/m)	Margin (dB)	Detector
2389.500	31.89	6.04	34.53	47.39	50.79	54.00	3.21	Average
2390.000	31.89	6.04	34.54	47.90	51.29	54.00	2.71	Average
@ 2412.875	31.94	6.07	34.54	98.99	102.46	---	---	Average

Remark: The "@" means fundamental frequency, it is ignored in this section.

This test report may be reproduced in full only. The document may only be updated by Audix Technology Corp. personnel. Any changes will be noted in the Document History section of the report.

Audix Technology Corp.
No. 491, Zhongfu Rd., Linkou Dist.,
New Taipei City244, Taiwan

Tel: +886 2 26099301
Fax: +886 2 26099303

Mode	802.11n-HT20	Frequency	TX 2422MHz

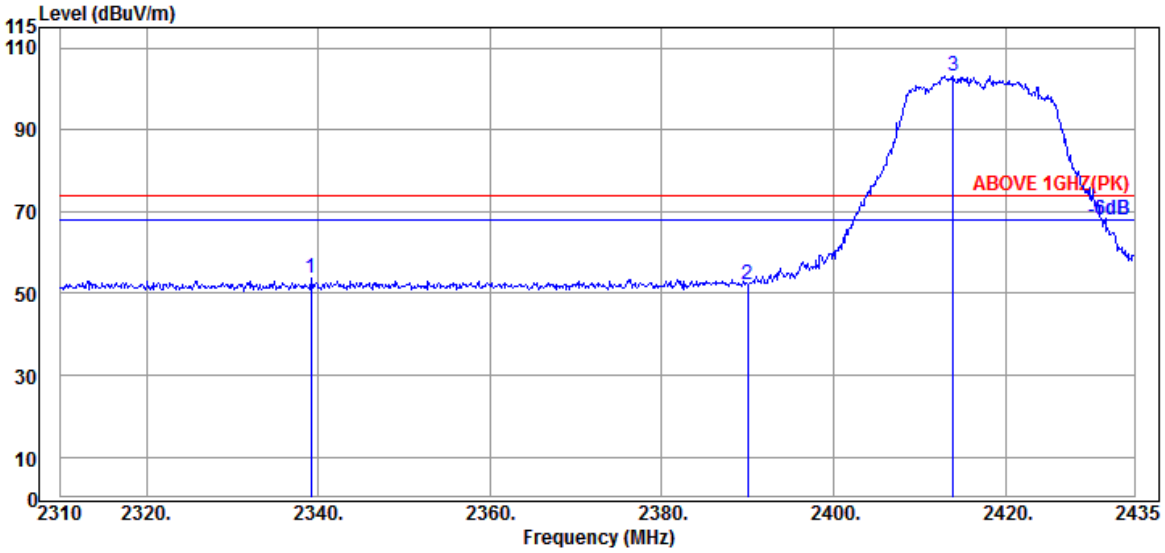

Antenna at Horizontal Polarization

	Emission Frequency (MHz)	Antenna Factor (dB/m)	Cable Loss (dB)	Preamp Gain (dB)	Read Level (dBμV)	Emission Level (dBμV/m)	Limits (dBμV/m)	Margin (dB)	Detector
	2339.125	32.05	5.96	34.53	50.35	53.83	74.00	20.17	Peak
	2390.000	31.89	6.04	34.54	48.86	52.25	74.00	21.75	Peak
@	2413.875	31.94	6.07	34.54	99.72	103.19	---	---	Peak

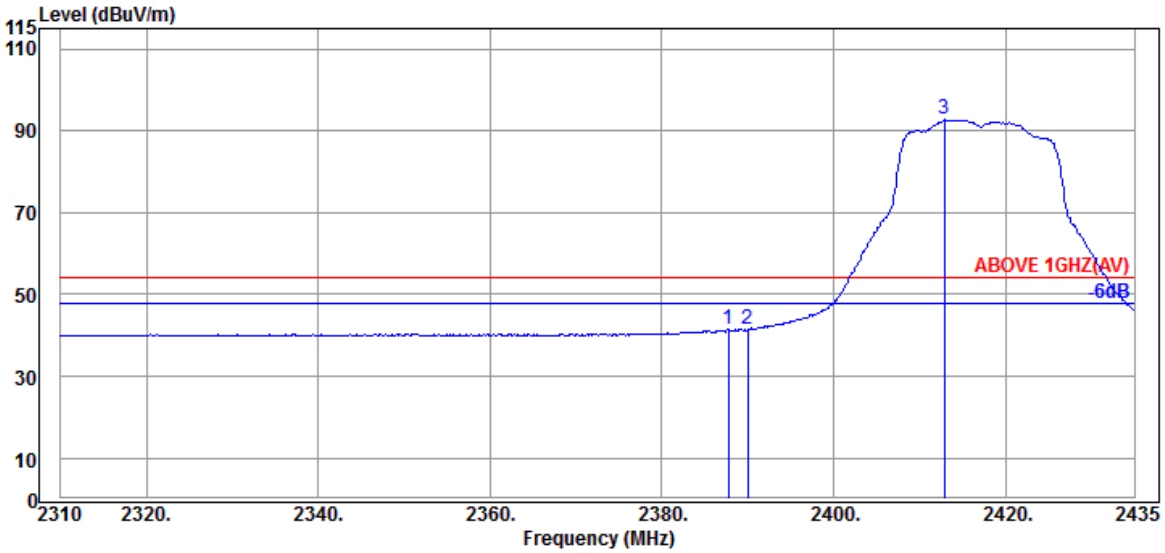

Antenna at Horizontal Polarization

	Emission Frequency (MHz)	Antenna Factor (dB/m)	Cable Loss (dB)	Preamp Gain (dB)	Read Level (dBμV)	Emission Level (dBμV/m)	Limits (dBμV/m)	Margin (dB)	Detector
	2387.750	31.89	6.04	34.53	38.20	41.60	54.00	12.40	Average
	2390.000	31.89	6.04	34.54	37.92	41.31	54.00	12.69	Average
@	2412.875	31.94	6.07	34.54	89.24	92.71	---	---	Average

Remark: The "@" means fundamental frequency, it is ignored in this section.

This test report may be reproduced in full only. The document may only be updated by Audix Technology Corp. personnel. Any changes will be noted in the Document History section of the report.

Audix Technology Corp.
No. 491, Zhongfu Rd., Linkou Dist.,
New Taipei City244, Taiwan
Tel: +886 2 26099301
Fax: +886 2 26099303

Mode	802.11n-HT20	Frequency	TX 2422MHz

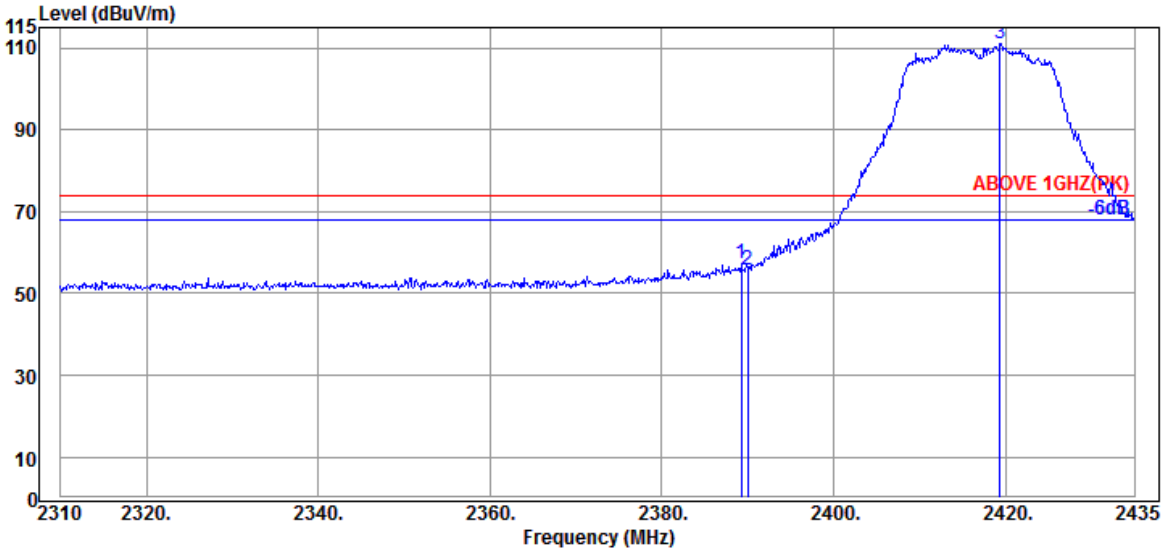

Antenna at Vertical Polarization

Emission Frequency (MHz)	Antenna Factor (dB/m)	Cable Loss (dB)	Preamp Gain (dB)	Read Level (dBμV)	Emission Level (dBμV/m)	Limits (dBμV/m)	Margin (dB)	Detector
2389.250	31.89	6.04	34.53	53.78	57.18	74.00	16.82	Peak
2390.000	31.89	6.04	34.54	52.29	55.68	74.00	18.32	Peak
@ 2419.375	32.01	6.07	34.54	107.57	111.11	---	---	Peak

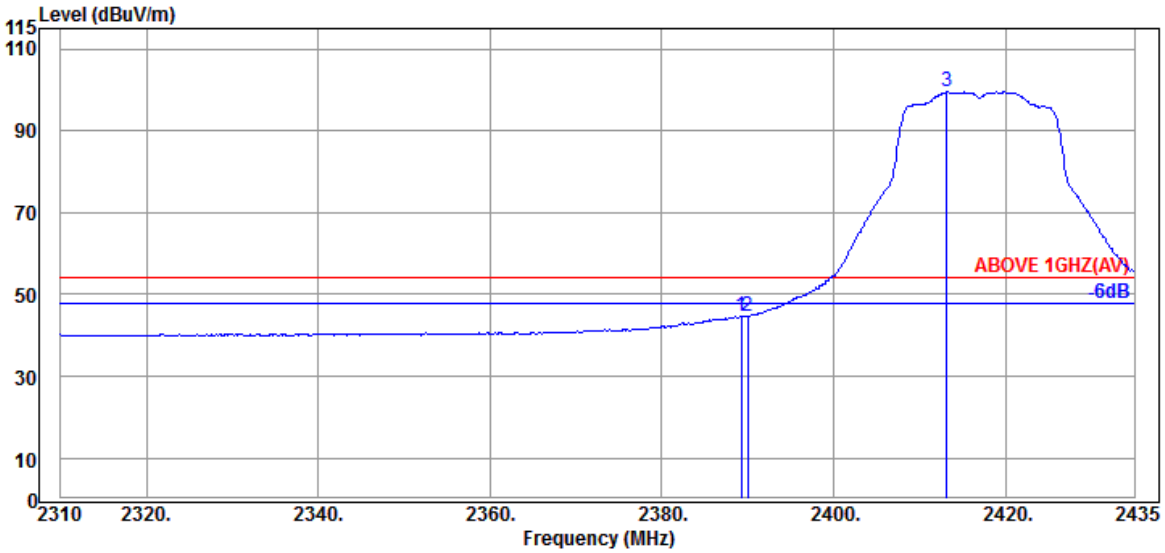

Antenna at Vertical Polarization

Emission Frequency (MHz)	Antenna Factor (dB/m)	Cable Loss (dB)	Preamp Gain (dB)	Read Level (dBμV)	Emission Level (dBμV/m)	Limits (dBμV/m)	Margin (dB)	Detector
2389.250	31.89	6.04	34.53	41.33	44.73	54.00	9.27	Average
2390.000	31.89	6.04	34.54	41.33	44.72	54.00	9.28	Average
@ 2413.125	31.94	6.07	34.54	96.02	99.49	---	---	Average

Remark: The "@" means fundamental frequency, it is ignored in this section.

This test report may be reproduced in full only. The document may only be updated by Audix Technology Corp. personnel. Any changes will be noted in the Document History section of the report.

Audix Technology Corp.
No. 491, Zhongfu Rd., Linkou Dist.,
New Taipei City244, Taiwan

Tel: +886 2 26099301
Fax: +886 2 26099303

Mode	802.11n-HT20	Frequency	TX 2457MHz

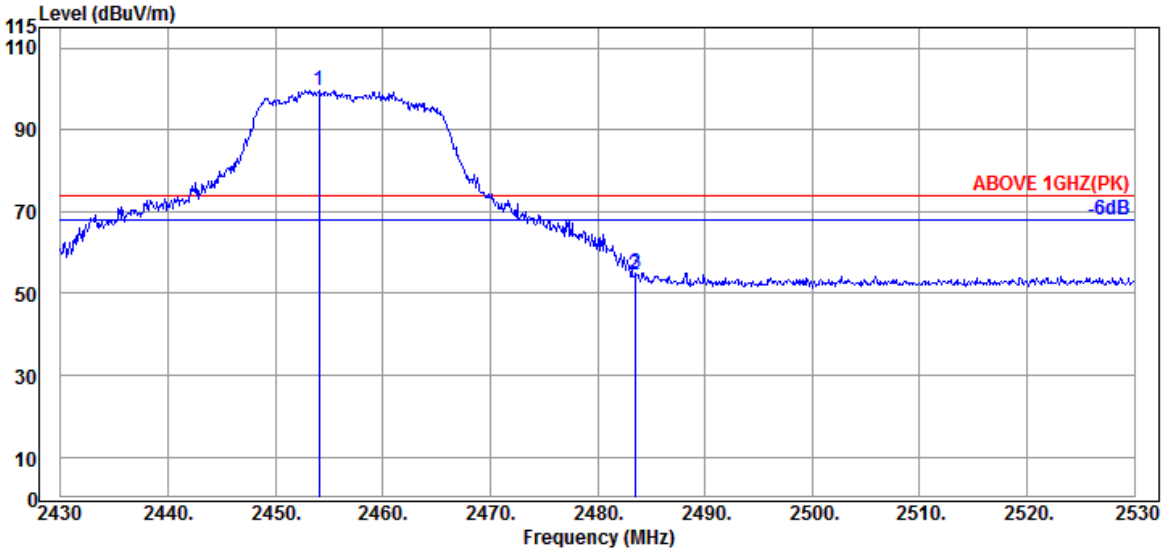

Antenna at Horizontal Polarization

Emission Frequency (MHz)	Antenna Factor (dB/m)	Cable Loss (dB)	Preamp Gain (dB)	Read Level (dBμV)	Emission Level (dBμV/m)	Limits (dBμV/m)	Margin (dB)	Detector
@ 2454.100	32.30	6.15	34.55	95.82	99.72	---	---	Peak
2483.500	32.30	6.18	34.55	50.73	54.66	74.00	19.34	Peak
2483.600	32.30	6.18	34.55	51.00	54.93	74.00	19.07	Peak

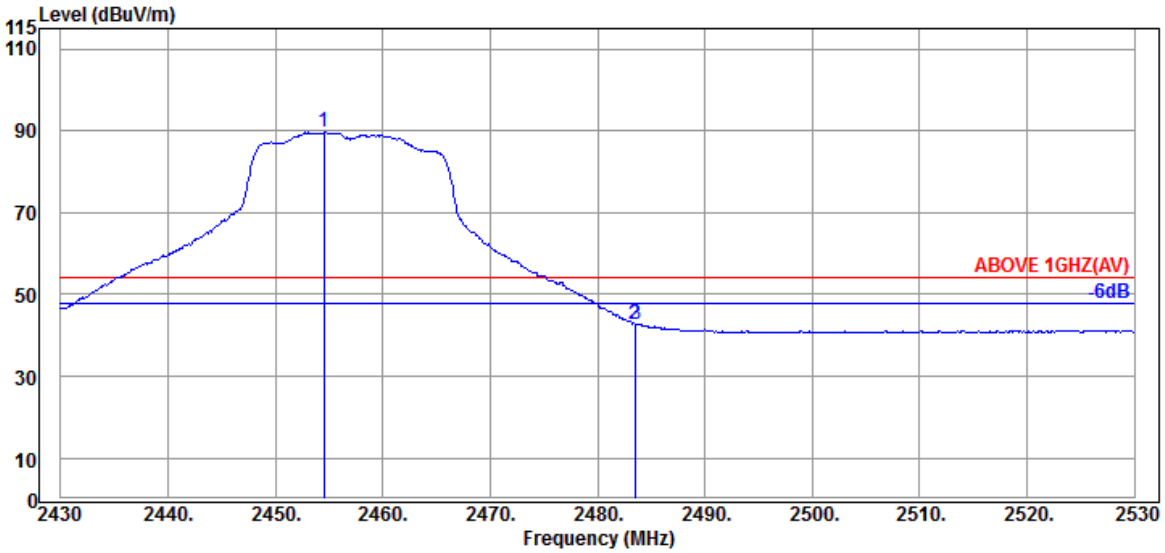

Antenna at Horizontal Polarization

Emission Frequency (MHz)	Antenna Factor (dB/m)	Cable Loss (dB)	Preamp Gain (dB)	Read Level (dBμV)	Emission Level (dBμV/m)	Limits (dBμV/m)	Margin (dB)	Detector
@ 2454.500	32.30	6.15	34.55	85.73	89.63	---	---	Average
2483.500	32.30	6.18	34.55	38.79	42.72	54.00	11.28	Average
2483.600	32.30	6.18	34.55	38.64	42.57	54.00	11.43	Average

Remark: The "@" means fundamental frequency, it is ignored in this section.

This test report may be reproduced in full only. The document may only be updated by Audix Technology Corp. personnel. Any changes will be noted in the Document History section of the report.

Audix Technology Corp.
No. 491, Zhongfu Rd., Linkou Dist.,
New Taipei City244, Taiwan

Tel: +886 2 26099301
Fax: +886 2 26099303

Mode	802.11n-HT20	Frequency	TX 2457MHz

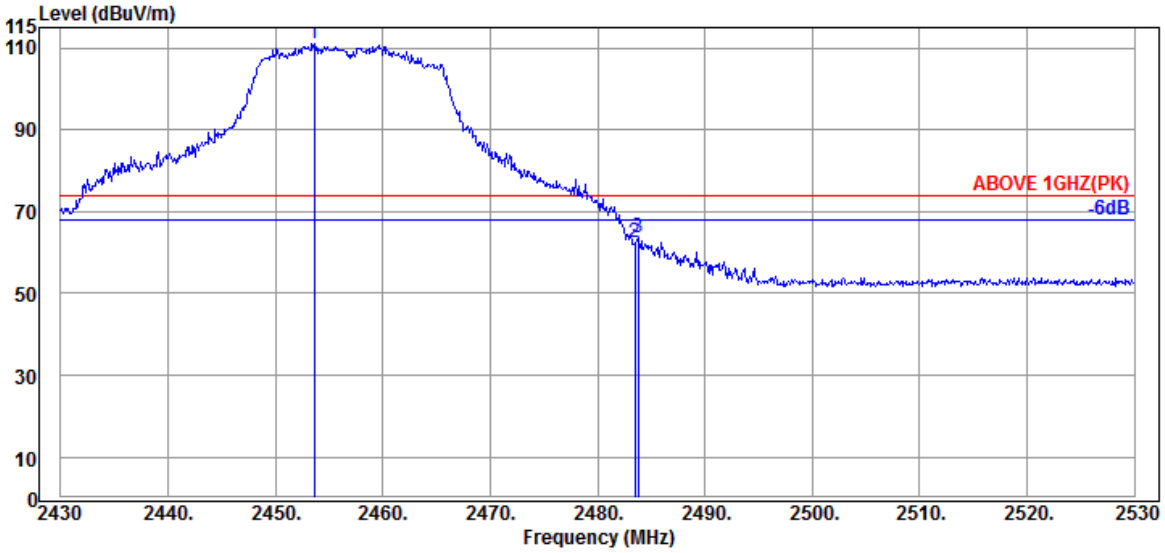

Antenna at Vertical Polarization

Emission Frequency (MHz)	Antenna Factor (dB/m)	Cable Loss (dB)	Preamp Gain (dB)	Read Level (dBμV)	Emission Level (dBμV/m)	Limits (dBμV/m)	Margin (dB)	Detector
@ 2453.600	32.30	6.15	34.55	107.10	111.00	---	---	Peak
2483.500	32.30	6.18	34.55	58.44	62.37	74.00	11.63	Peak
2483.800	32.30	6.18	34.55	59.58	63.51	74.00	10.49	Peak

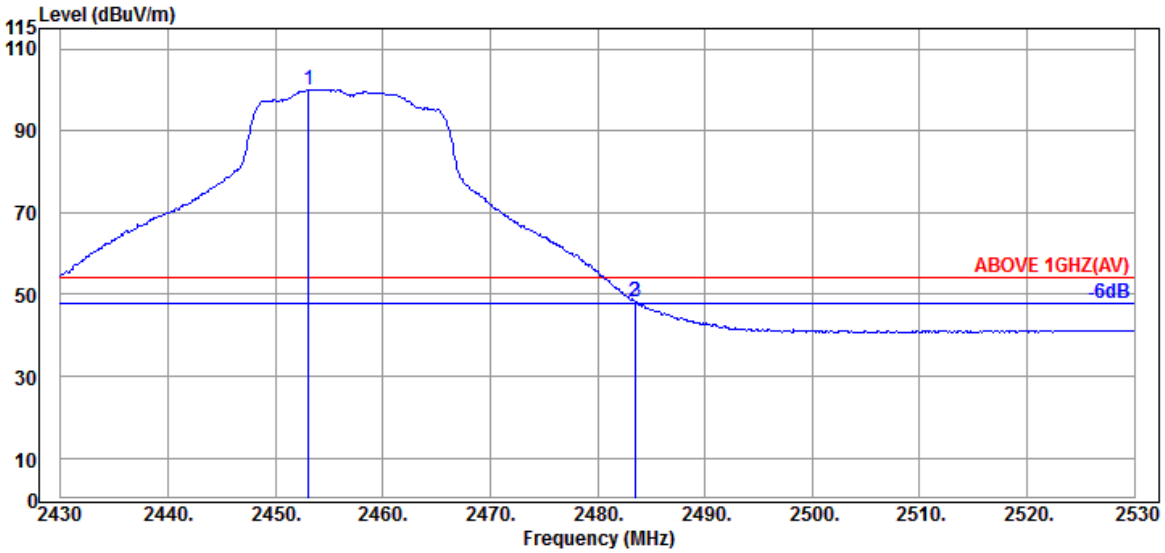

Antenna at Vertical Polarization

Emission Frequency (MHz)	Antenna Factor (dB/m)	Cable Loss (dB)	Preamp Gain (dB)	Read Level (dBμV)	Emission Level (dBμV/m)	Limits (dBμV/m)	Margin (dB)	Detector
@ 2453.100	32.30	6.13	34.55	96.30	100.18	---	---	Average
2483.500	32.30	6.18	34.55	44.11	48.04	54.00	5.96	Average
2483.600	32.30	6.18	34.55	44.42	48.35	54.00	5.65	Average

Remark: The "@" means fundamental frequency, it is ignored in this section.

This test report may be reproduced in full only. The document may only be updated by Audix Technology Corp. personnel. Any changes will be noted in the Document History section of the report.

Audix Technology Corp.
No. 491, Zhongfu Rd., Linkou Dist.,
New Taipei City244, Taiwan

Tel: +886 2 26099301
Fax: +886 2 26099303

Mode	802.11n-HT20	Frequency	TX 2462MHz

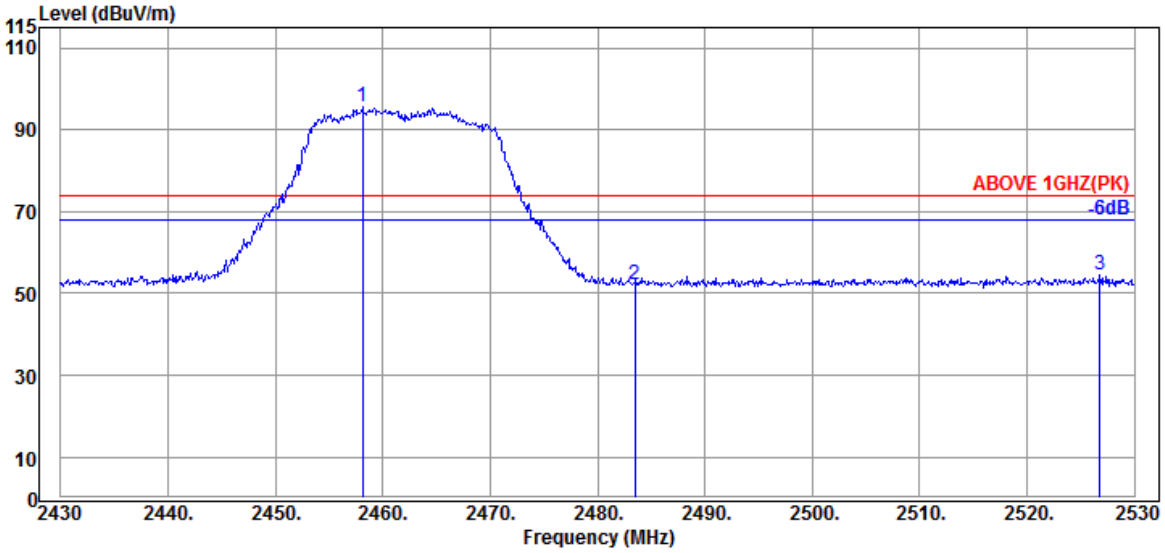

Antenna at Horizontal Polarization

Emission Frequency (MHz)	Antenna Factor (dB/m)	Cable Loss (dB)	Preamp Gain (dB)	Read Level (dBμV)	Emission Level (dBμV/m)	Limits (dBμV/m)	Margin (dB)	Detector
@ 2458.100	32.30	6.15	34.55	91.61	95.51	---	---	Peak
2483.500	32.30	6.18	34.55	48.41	52.34	74.00	21.66	Peak
2526.800	32.41	6.25	34.57	50.59	54.68	74.00	19.32	Peak

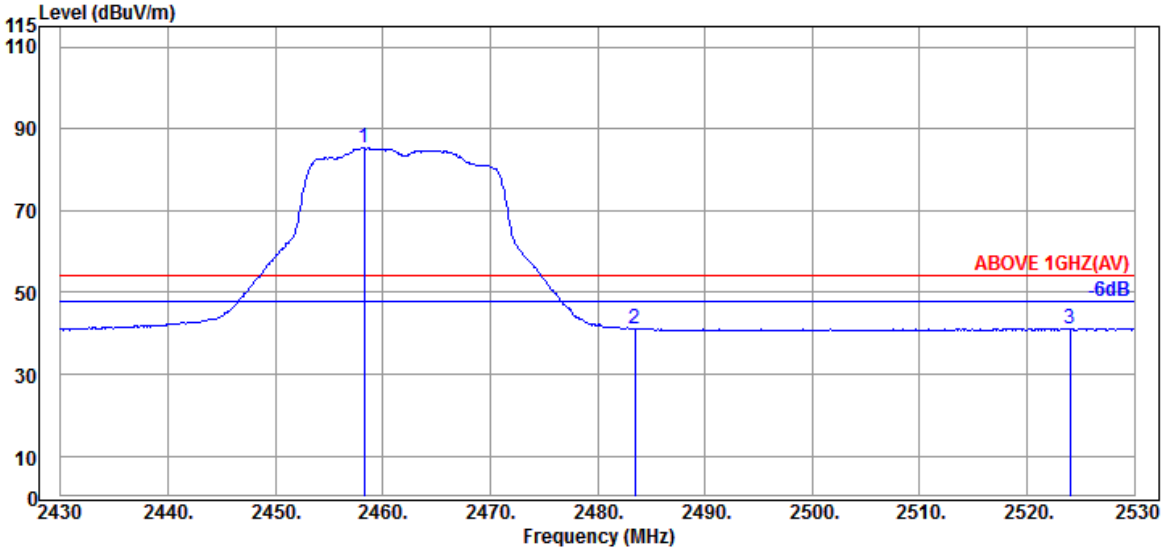

Antenna at Horizontal Polarization

Emission Frequency (MHz)	Antenna Factor (dB/m)	Cable Loss (dB)	Preamp Gain (dB)	Read Level (dBμV)	Emission Level (dBμV/m)	Limits (dBμV/m)	Margin (dB)	Detector
@ 2458.300	32.30	6.15	34.55	81.46	85.36	---	---	Average
2483.500	32.30	6.18	34.55	37.34	41.27	54.00	12.73	Average
2524.000	32.39	6.25	34.57	37.14	41.21	54.00	12.79	Average

Remark: The "@" means fundamental frequency, it is ignored in this section.

This test report may be reproduced in full only. The document may only be updated by Audix Technology Corp. personnel. Any changes will be noted in the Document History section of the report.

Audix Technology Corp.
No. 491, Zhongfu Rd., Linkou Dist.,
New Taipei City244, Taiwan

Tel: +886 2 26099301
Fax: +886 2 26099303

Mode	802.11n-HT20	Frequency	TX 2462MHz

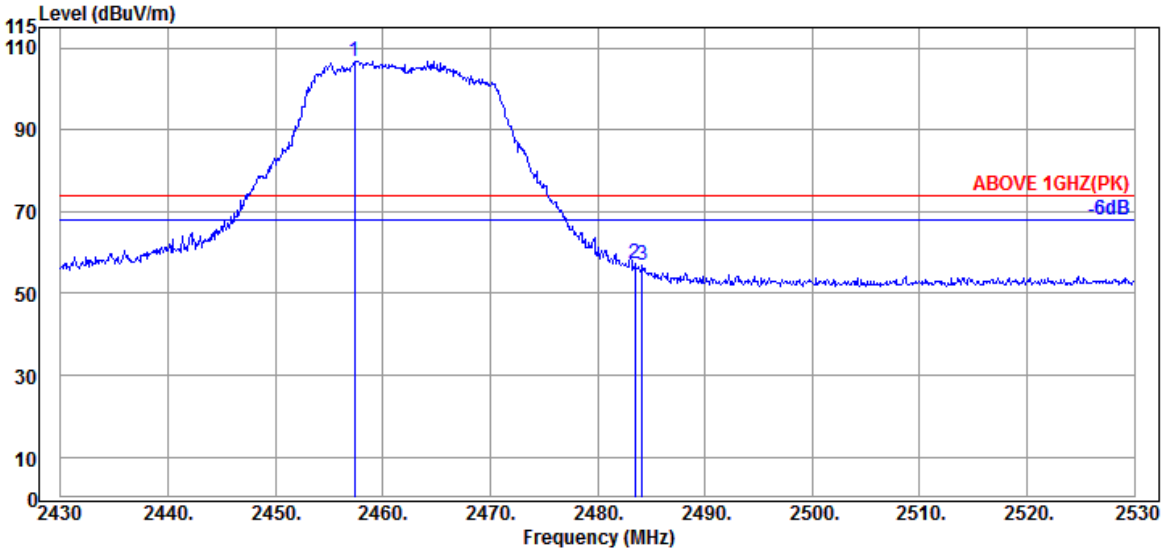

Antenna at Vertical Polarization

Emission Frequency (MHz)	Antenna Factor (dB/m)	Cable Loss (dB)	Preamp Gain (dB)	Read Level (dBμV)	Emission Level (dBμV/m)	Limits (dBμV/m)	Margin (dB)	Detector
@ 2457.400	32.30	6.15	34.55	102.93	106.83	---	---	Peak
2483.500	32.30	6.18	34.55	53.50	57.43	74.00	16.57	Peak
2484.200	32.30	6.18	34.55	52.98	56.91	74.00	17.09	Peak

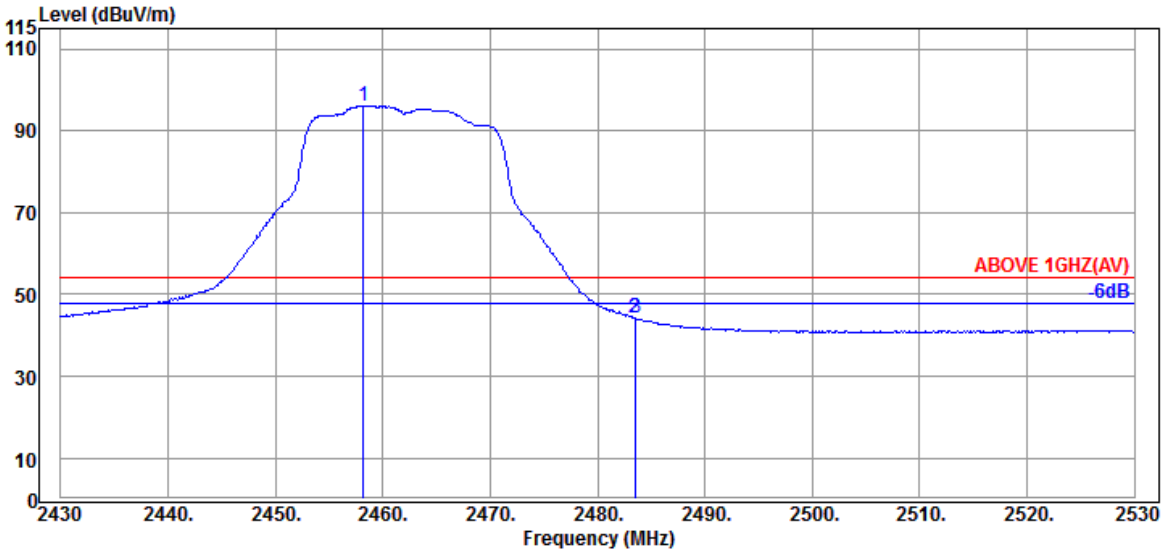

Antenna at Vertical Polarization

Emission Frequency (MHz)	Antenna Factor (dB/m)	Cable Loss (dB)	Preamp Gain (dB)	Read Level (dBμV)	Emission Level (dBμV/m)	Limits (dBμV/m)	Margin (dB)	Detector
@ 2458.200	32.30	6.15	34.55	92.25	96.15	---	---	Average
2483.500	32.30	6.18	34.55	40.43	44.36	54.00	9.64	Average
2483.600	32.30	6.18	34.55	40.25	44.18	54.00	9.82	Average

Remark: The "@" means fundamental frequency, it is ignored in this section.

This test report may be reproduced in full only. The document may only be updated by Audix Technology Corp. personnel. Any changes will be noted in the Document History section of the report.

Audix Technology Corp.
No. 491, Zhongfu Rd., Linkou Dist.,
New Taipei City244, Taiwan
Tel: +886 2 26099301
Fax: +886 2 26099303

Mode	802.11n-HT20	Frequency	TX 2467MHz

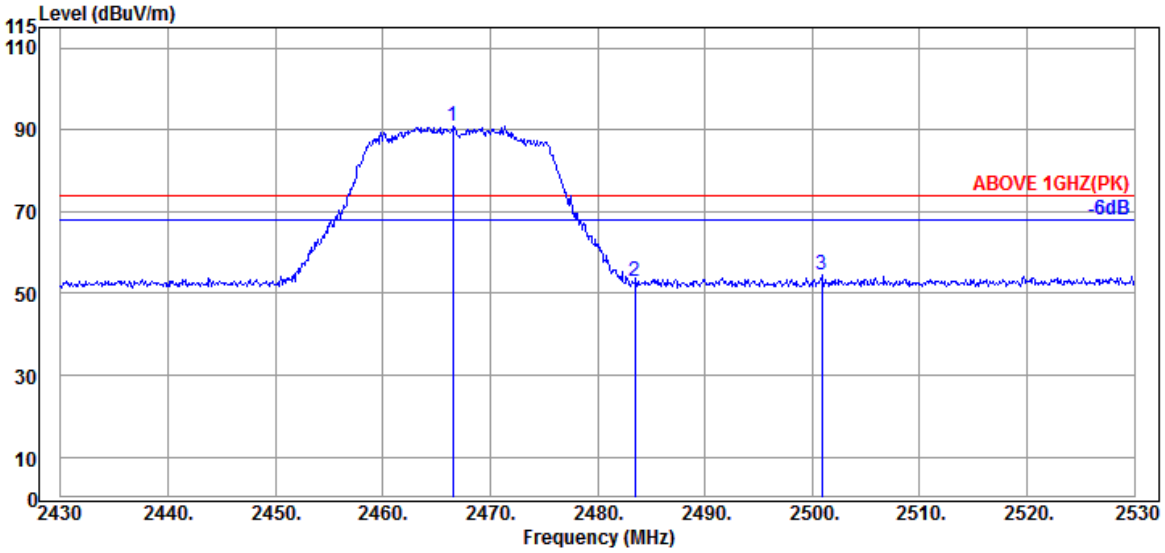

Antenna at Horizontal Polarization

Emission Frequency (MHz)	Antenna Factor (dB/m)	Cable Loss (dB)	Preamp Gain (dB)	Read Level (dBμV)	Emission Level (dBμV/m)	Limits (dBμV/m)	Margin (dB)	Detector
@ 2466.500	32.30	6.15	34.55	87.04	90.94	---	---	Peak
2483.500	32.30	6.18	34.55	49.16	53.09	74.00	20.91	Peak
2500.900	32.30	6.21	34.56	50.39	54.34	74.00	19.66	Peak

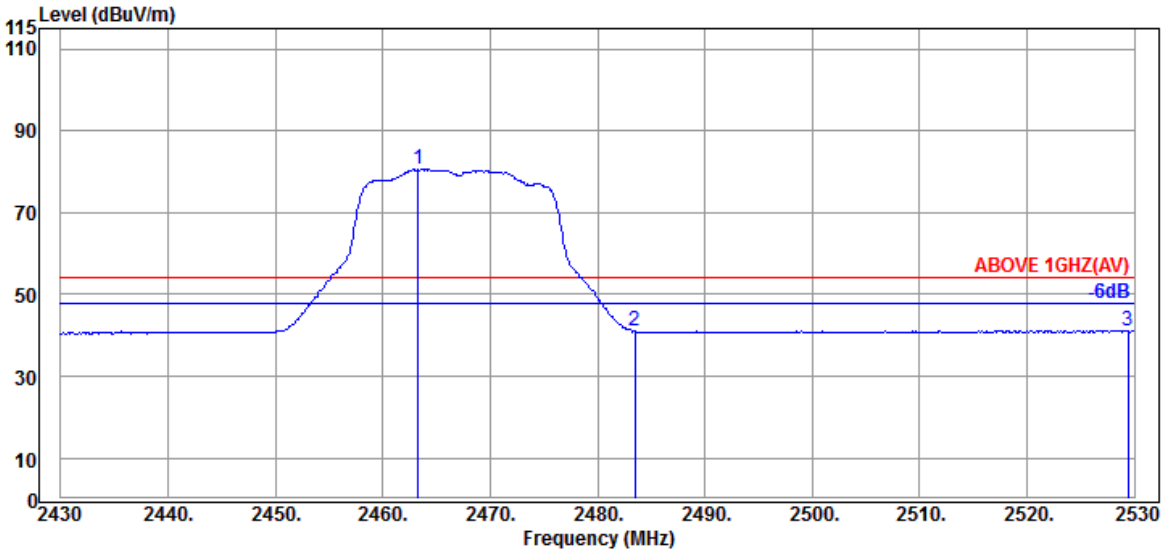

Antenna at Horizontal Polarization

Emission Frequency (MHz)	Antenna Factor (dB/m)	Cable Loss (dB)	Preamp Gain (dB)	Read Level (dBμV)	Emission Level (dBμV/m)	Limits (dBμV/m)	Margin (dB)	Detector
@ 2463.300	32.30	6.15	34.55	76.67	80.57	---	---	Average
2483.500	32.30	6.18	34.55	37.04	40.97	54.00	13.03	Average
2529.400	32.41	6.25	34.57	37.10	41.19	54.00	12.81	Average

Remark: The "@" means fundamental frequency, it is ignored in this section.

This test report may be reproduced in full only. The document may only be updated by Audix Technology Corp. personnel. Any changes will be noted in the Document History section of the report.

Audix Technology Corp.
No. 491, Zhongfu Rd., Linkou Dist.,
New Taipei City244, Taiwan

Tel: +886 2 26099301
Fax: +886 2 26099303

Mode	802.11n-HT20	Frequency	TX 2467MHz

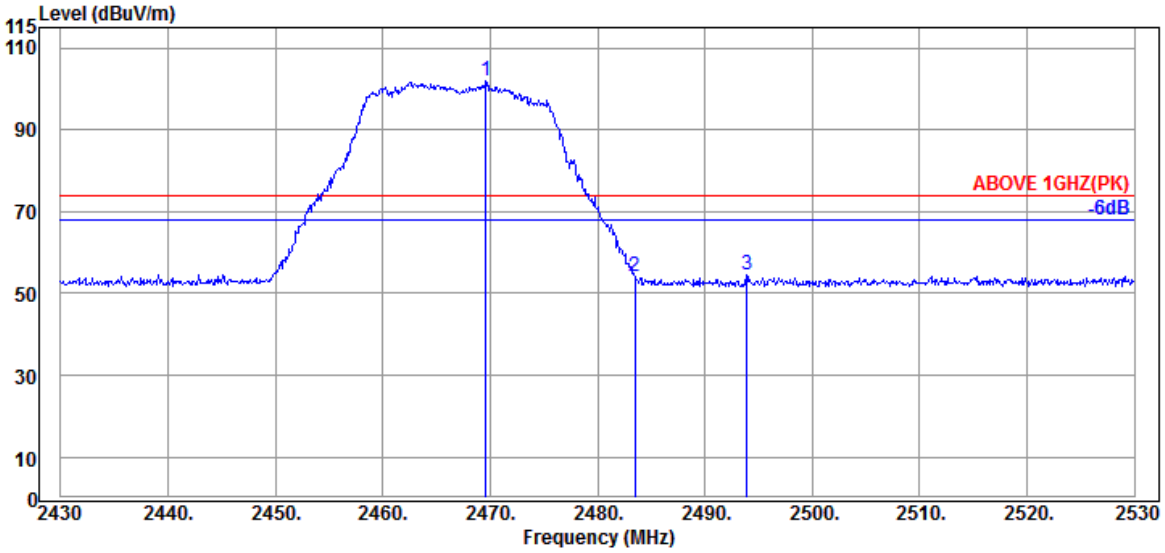

Antenna at Vertical Polarization

Emission Frequency (MHz)	Antenna Factor (dB/m)	Cable Loss (dB)	Preamp Gain (dB)	Read Level (dBμV)	Emission Level (dBμV/m)	Limits (dBμV/m)	Margin (dB)	Detector
@ 2469.600	32.30	6.15	34.55	97.96	101.86	---	---	Peak
2483.500	32.30	6.18	34.55	50.18	54.11	74.00	19.89	Peak
2493.900	32.30	6.21	34.56	50.55	54.50	74.00	19.50	Peak

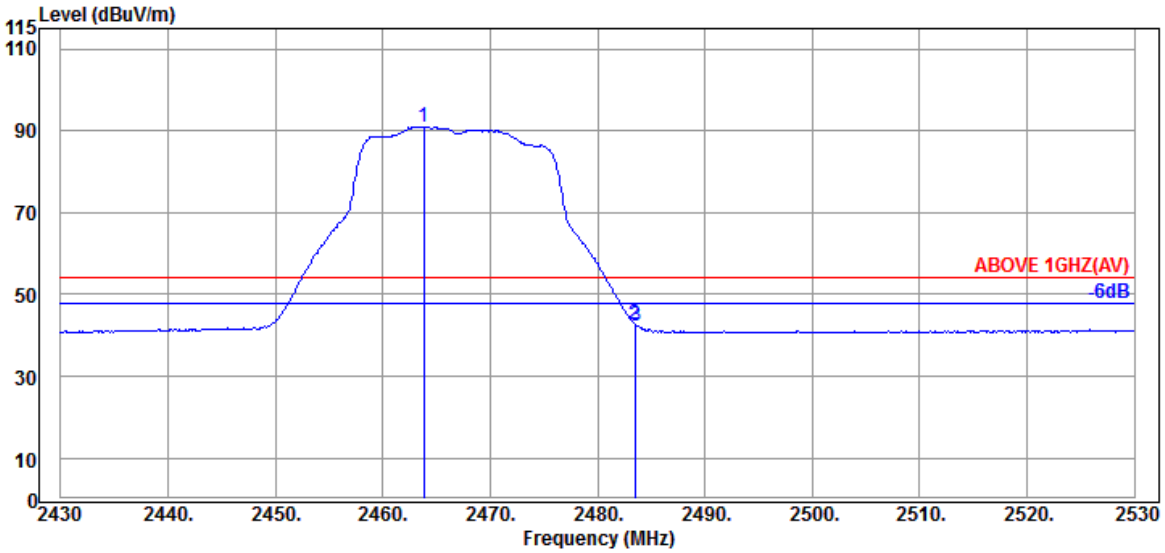

Antenna at Vertical Polarization

Emission Frequency (MHz)	Antenna Factor (dB/m)	Cable Loss (dB)	Preamp Gain (dB)	Read Level (dBμV)	Emission Level (dBμV/m)	Limits (dBμV/m)	Margin (dB)	Detector
@ 2463.800	32.30	6.15	34.55	87.13	91.03	---	---	Average
2483.500	32.30	6.18	34.55	38.82	42.75	54.00	11.25	Average
2483.600	32.30	6.18	34.55	38.53	42.46	54.00	11.54	Average

Remark: The "@" means fundamental frequency, it is ignored in this section.

This test report may be reproduced in full only. The document may only be updated by Audix Technology Corp. personnel. Any changes will be noted in the Document History section of the report.

Audix Technology Corp.
No. 491, Zhongfu Rd., Linkou Dist.,
New Taipei City244, Taiwan

Tel: +886 2 26099301
Fax: +886 2 26099303

Mode	802.11n-HT20	Frequency	TX 2472MHz

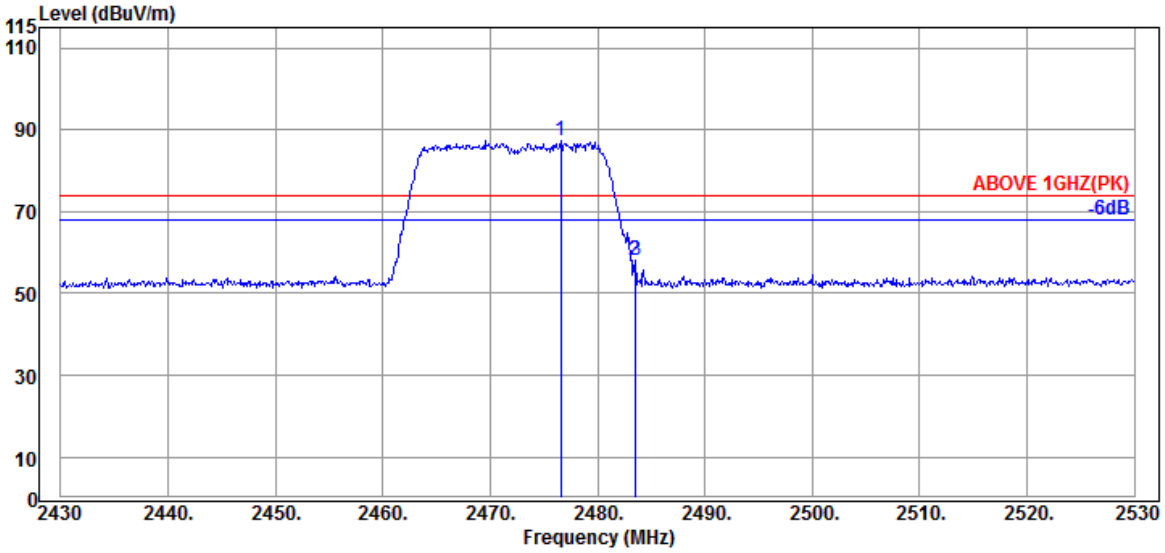

Antenna at Horizontal Polarization

Emission Frequency (MHz)	Antenna Factor (dB/m)	Cable Loss (dB)	Preamp Gain (dB)	Read Level (dBμV)	Emission Level (dBμV/m)	Limits (dBμV/m)	Margin (dB)	Detector
@ 2476.600	32.30	6.18	34.55	83.46	87.39	---	---	Peak
2483.500	32.30	6.18	34.55	54.17	58.10	74.00	15.90	Peak
2483.600	32.30	6.18	34.55	54.19	58.12	74.00	15.88	Peak

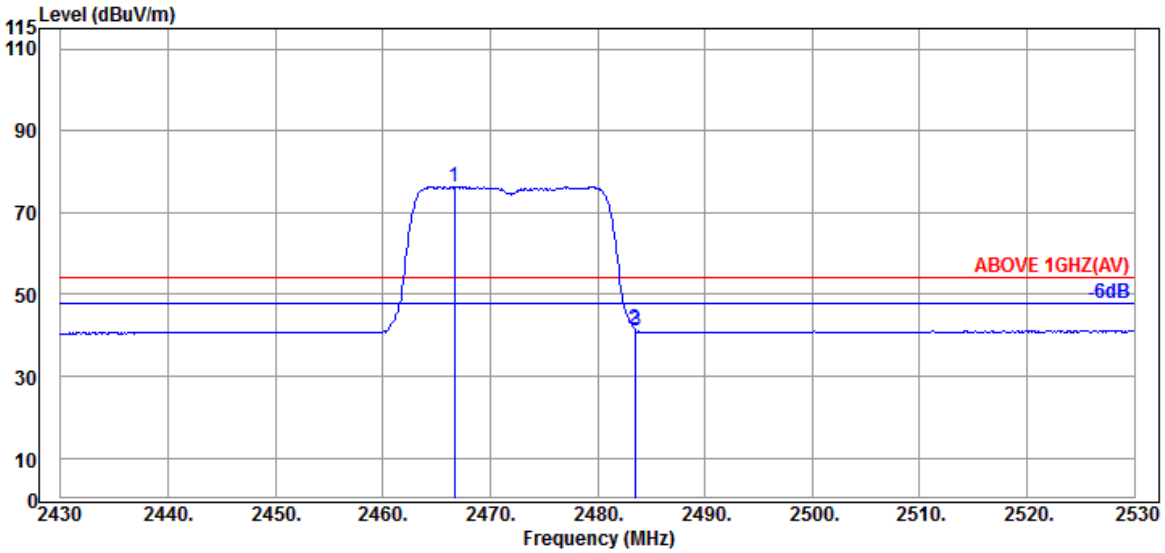

Antenna at Horizontal Polarization

Emission Frequency (MHz)	Antenna Factor (dB/m)	Cable Loss (dB)	Preamp Gain (dB)	Read Level (dBμV)	Emission Level (dBμV/m)	Limits (dBμV/m)	Margin (dB)	Detector
@ 2466.700	32.30	6.15	34.55	72.44	76.34	---	---	Average
2483.500	32.30	6.18	34.55	37.58	41.51	54.00	12.49	Average
2483.600	32.30	6.18	34.55	37.21	41.14	54.00	12.86	Average

Remark: The "@" means fundamental frequency, it is ignored in this section.

This test report may be reproduced in full only. The document may only be updated by Audix Technology Corp. personnel. Any changes will be noted in the Document History section of the report.

Audix Technology Corp.
No. 491, Zhongfu Rd., Linkou Dist.,
New Taipei City244, Taiwan
Tel: +886 2 26099301
Fax: +886 2 26099303

Mode	802.11n-HT20	Frequency	TX 2472MHz

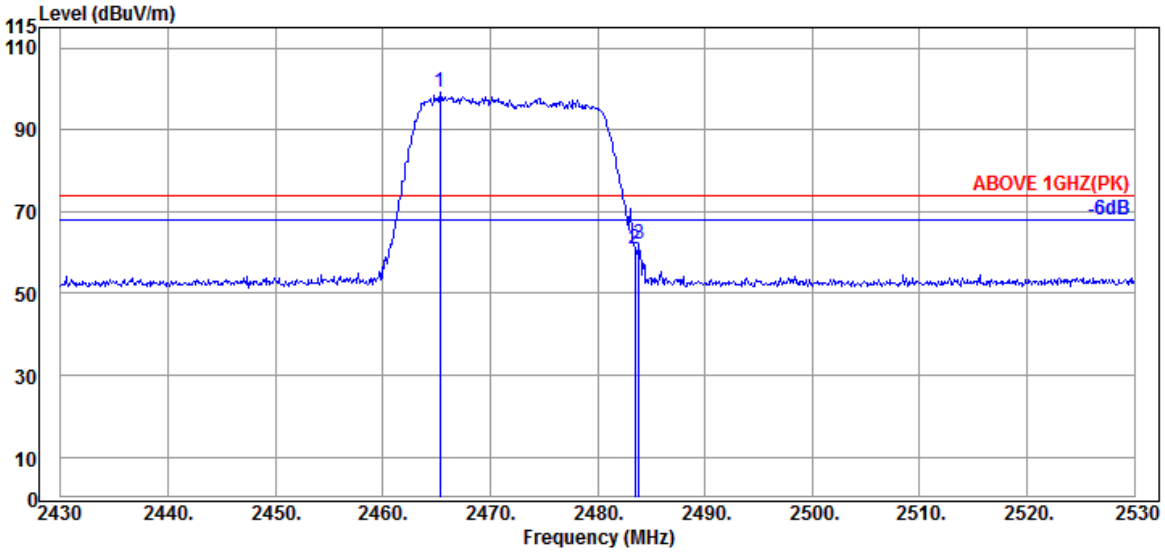

Antenna at Vertical Polarization

Emission Frequency (MHz)	Antenna Factor (dB/m)	Cable Loss (dB)	Preamp Gain (dB)	Read Level (dBμV)	Emission Level (dBμV/m)	Limits (dBμV/m)	Margin (dB)	Detector
@ 2465.300	32.30	6.15	34.55	95.38	99.28	---	---	Peak
2483.500	32.30	6.18	34.55	57.12	61.05	74.00	12.95	Peak
2483.900	32.30	6.18	34.55	58.25	62.18	74.00	11.82	Peak

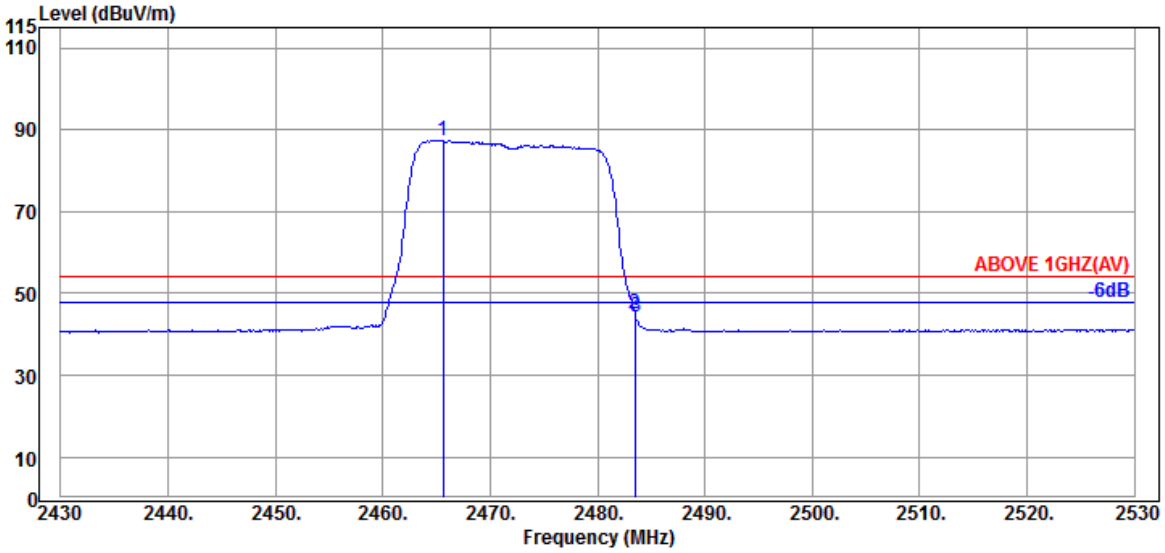

Antenna at Vertical Polarization

Emission Frequency (MHz)	Antenna Factor (dB/m)	Cable Loss (dB)	Preamp Gain (dB)	Read Level (dBμV)	Emission Level (dBμV/m)	Limits (dBμV/m)	Margin (dB)	Detector
@ 2465.600	32.30	6.15	34.55	83.49	87.39	---	---	Average
2483.500	32.30	6.18	34.55	41.07	45.00	54.00	9.00	Average
2483.600	32.30	6.18	34.55	40.42	44.35	54.00	9.65	Average

Remark: The "@" means fundamental frequency, it is ignored in this section.

This test report may be reproduced in full only. The document may only be updated by Audix Technology Corp. personnel. Any changes will be noted in the Document History section of the report.

Audix Technology Corp.
No. 491, Zhongfu Rd., Linkou Dist.,
New Taipei City244, Taiwan

Tel: +886 2 26099301
Fax: +886 2 26099303

Mode	802.11n-HT40	Frequency	TX 2422MHz

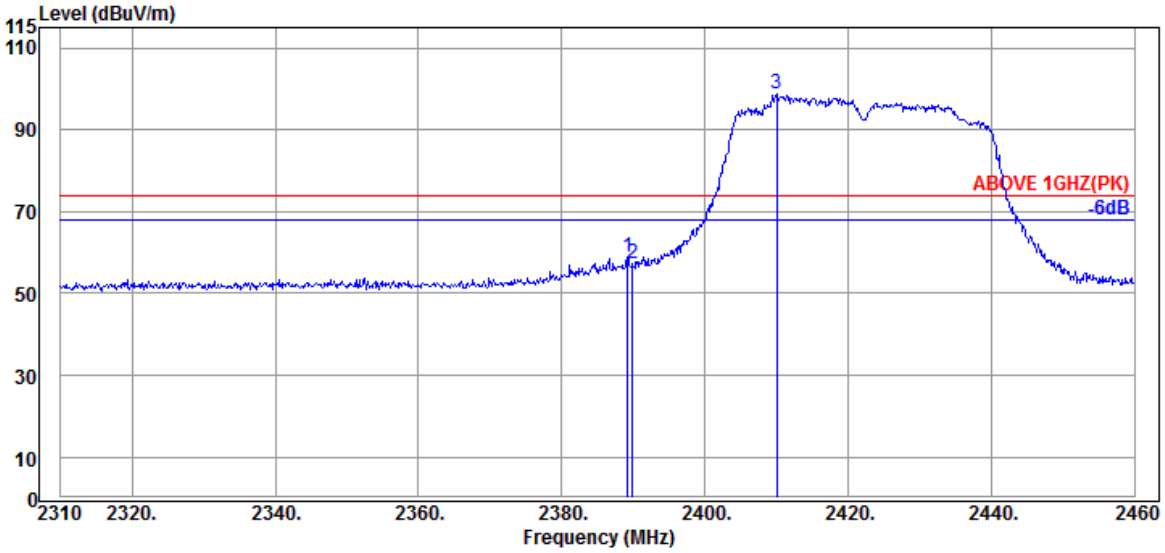

Antenna at Horizontal Polarization

Emission Frequency (MHz)	Antenna Factor (dB/m)	Cable Loss (dB)	Preamp Gain (dB)	Read Level (dBμV)	Emission Level (dBμV/m)	Liits (dBμV/m)	Margin (dB)	Detector
2389.200	31.89	6.04	34.53	55.51	58.91	74.00	15.09	Peak
2389.950	31.89	6.04	34.54	53.96	57.35	74.00	16.65	Peak
@ 2410.050	31.87	6.07	34.54	95.32	98.72	---	---	Peak

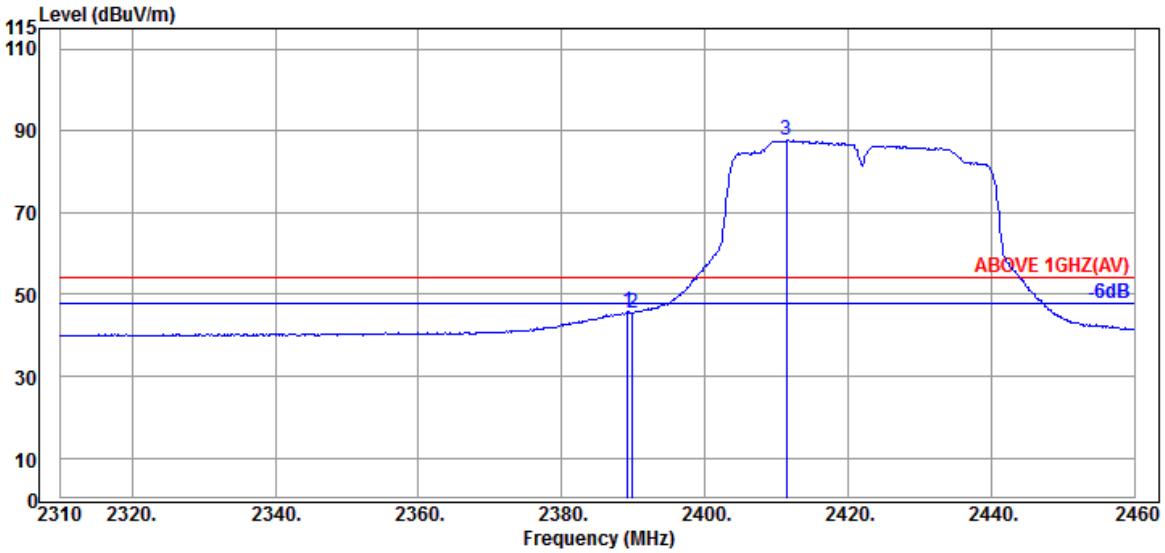

Antenna at Horizontal Polarization

Emission Frequency (MHz)	Antenna Factor (dB/m)	Cable Loss (dB)	Preamp Gain (dB)	Read Level (dBμV)	Emission Level (dBμV/m)	Limits (dBμV/m)	Margin (dB)	Detector
2389.200	31.89	6.04	34.53	42.33	45.73	54.00	8.27	Average
2389.950	31.89	6.04	34.54	42.17	45.56	54.00	8.44	Average
@ 2411.400	31.94	6.07	34.54	84.34	87.81	---	---	Average

Remark: The "@" means fundamental frequency, it is ignored in this section.

This test report may be reproduced in full only. The document may only be updated by Audix Technology Corp. personnel. Any changes will be noted in the Document History section of the report.

Audix Technology Corp.
No. 491, Zhongfu Rd., Linkou Dist.,
New Taipei City244, Taiwan

Tel: +886 2 26099301
Fax: +886 2 26099303

Mode	802.11n-HT40	Frequency	TX 2422MHz

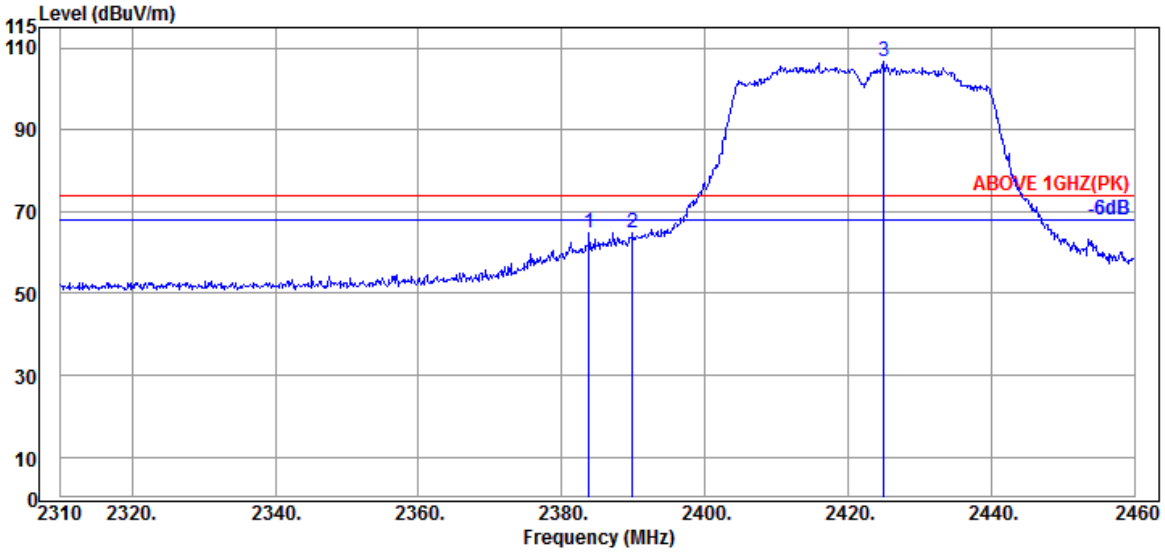

Antenna at Vertical Polarization

Emission Frequency (MHz)	Antenna Factor (dB/m)	Cable Loss (dB)	Preamp Gain (dB)	Read Level (dBμV)	Emission Level (dBμV/m)	Limits (dBμV/m)	Margin (dB)	Detector
2383.800	31.89	6.01	34.53	61.50	64.87	74.00	9.13	Peak
2389.950	31.89	6.04	34.54	61.44	64.83	74.00	9.17	Peak
@ 2425.050	32.01	6.10	34.54	103.08	106.65	---	---	Peak

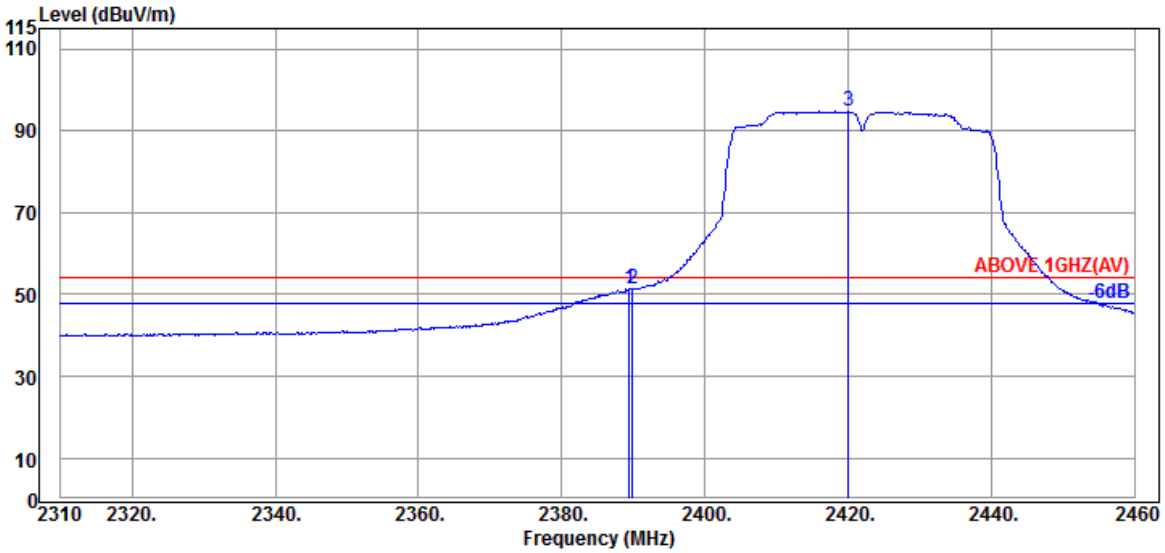

Antenna at Vertical Polarization

Emission Frequency (MHz)	Antenna Factor (dB/m)	Cable Loss (dB)	Preamp Gain (dB)	Read Level (dBμV)	Emission Level (dBμV/m)	Limits (dBμV/m)	Margin (dB)	Detector
2389.500	31.89	6.04	34.53	47.93	51.33	54.00	2.67	Average
2389.950	31.89	6.04	34.54	47.94	51.33	54.00	2.67	Average
@ 2420.100	32.01	6.10	34.54	91.19	94.76	---	---	Average

Remark: The "@" means fundamental frequency, it is ignored in this section.

This test report may be reproduced in full only. The document may only be updated by Audix Technology Corp. personnel. Any changes will be noted in the Document History section of the report.

Audix Technology Corp.
No. 491, Zhongfu Rd., Linkou Dist.,
New Taipei City244, Taiwan

Tel: +886 2 26099301
Fax: +886 2 26099303

Mode	802.11n-HT40	Frequency	TX 2452MHz

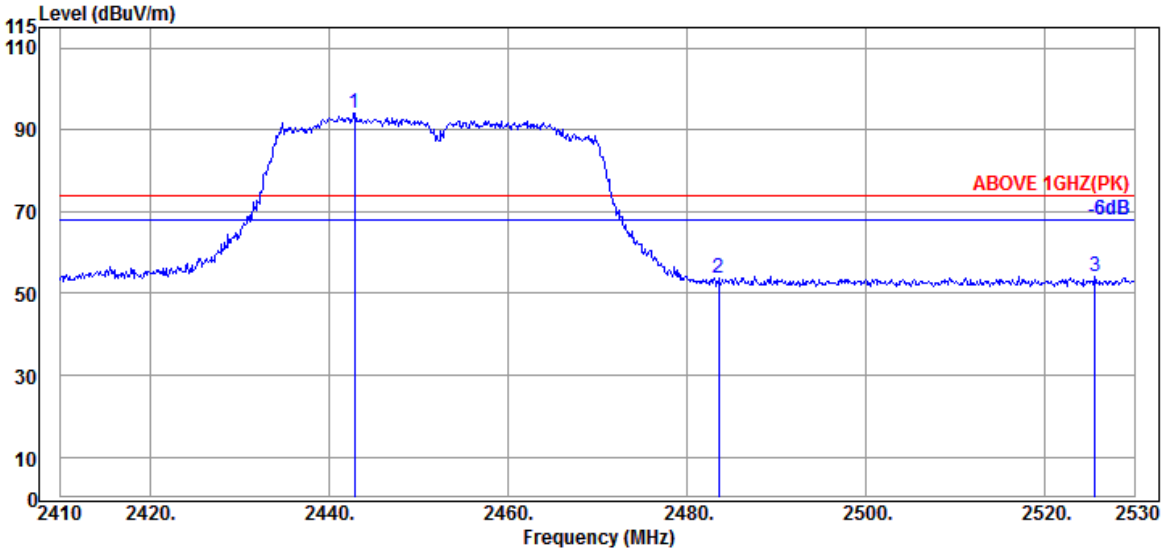

Antenna at Horizontal Polarization

Emission Frequency (MHz)	Antenna Factor (dB/m)	Cable Loss (dB)	Preamp Gain (dB)	Read Level (dBμV)	Emission Level (dBμV/m)	Limits (dBμV/m)	Margin (dB)	Detector
@ 2442.880	32.23	6.13	34.55	90.24	94.05	---	---	Peak
2483.560	32.30	6.18	34.55	49.80	53.73	74.00	20.27	Peak
2525.560	32.41	6.25	34.57	50.16	54.25	74.00	19.75	Peak

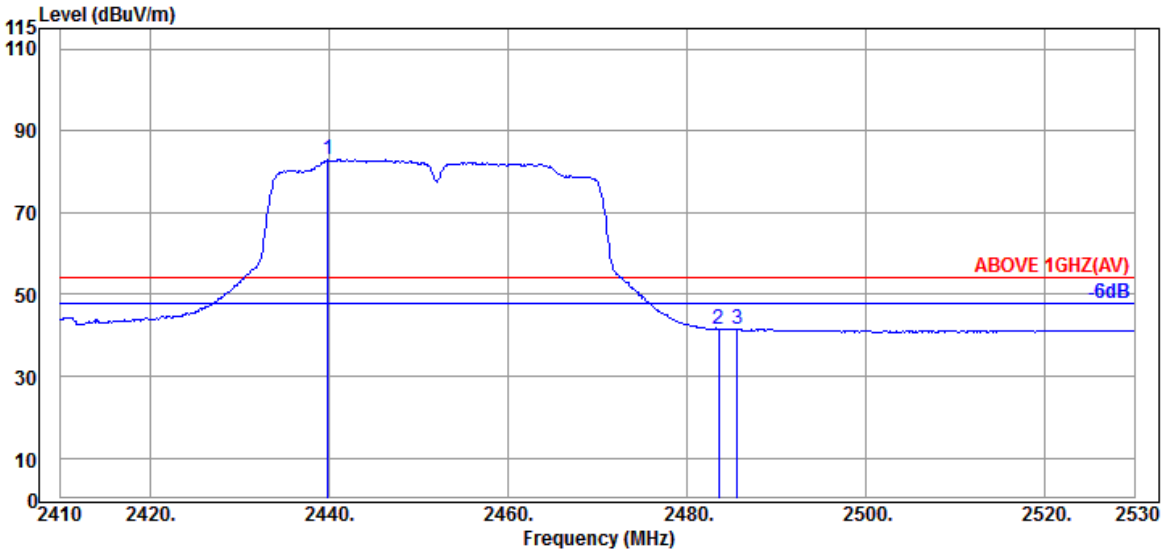

Antenna at Horizontal Polarization

Emission Frequency (MHz)	Antenna Factor (dB/m)	Cable Loss (dB)	Preamp Gain (dB)	Read Level (dBμV)	Emission Level (dBμV/m)	Limits (dBμV/m)	Margin (dB)	Detector
@ 2439.880	32.23	6.13	34.54	79.11	82.93	---	---	Average
2483.560	32.30	6.18	34.55	37.49	41.42	54.00	12.58	Average
2485.600	32.30	6.18	34.55	37.68	41.61	54.00	12.39	Average

Remark: The "@" means fundamental frequency, it is ignored in this section.

This test report may be reproduced in full only. The document may only be updated by Audix Technology Corp. personnel. Any changes will be noted in the Document History section of the report.

Audix Technology Corp.
No. 491, Zhongfu Rd., Linkou Dist.,
New Taipei City244, Taiwan

Tel: +886 2 26099301
Fax: +886 2 26099303

Mode	802.11n-HT40	Frequency	TX 2452MHz

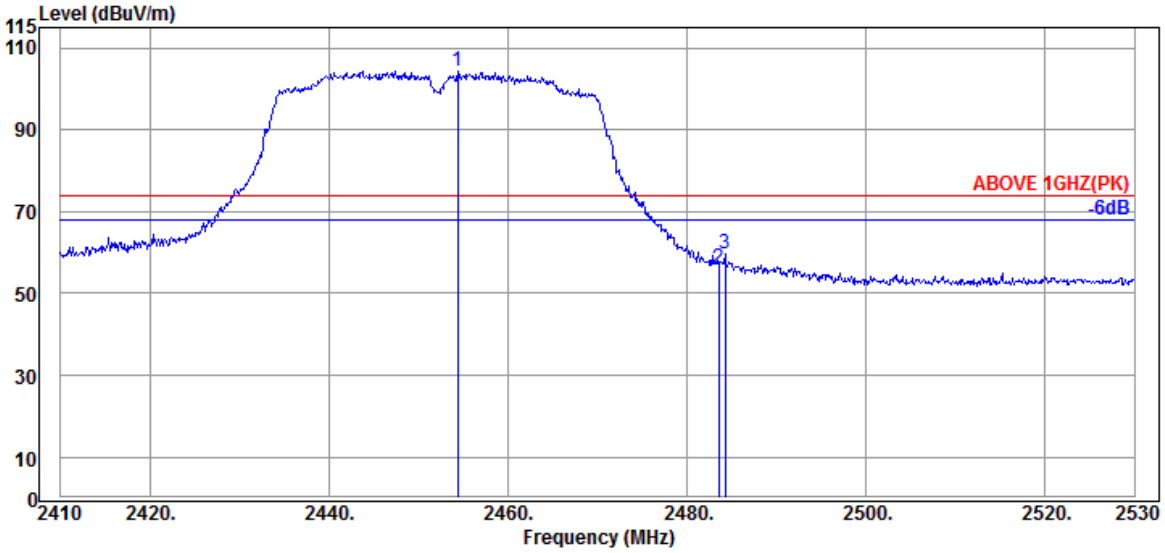

Antenna at Vertical Polarization

Emission Frequency (MHz)	Antenna Factor (dB/m)	Cable Loss (dB)	Preamp Gain (dB)	Read Level (dBμV)	Emission Level (dBμV/m)	Limits (dBμV/m)	Margin (dB)	Detector
@ 2454.400	32.30	6.15	34.55	100.48	104.38	---	---	Peak
2483.560	32.30	6.18	34.55	52.33	56.26	74.00	17.74	Peak
2484.280	32.30	6.18	34.55	55.60	59.53	74.00	14.47	Peak

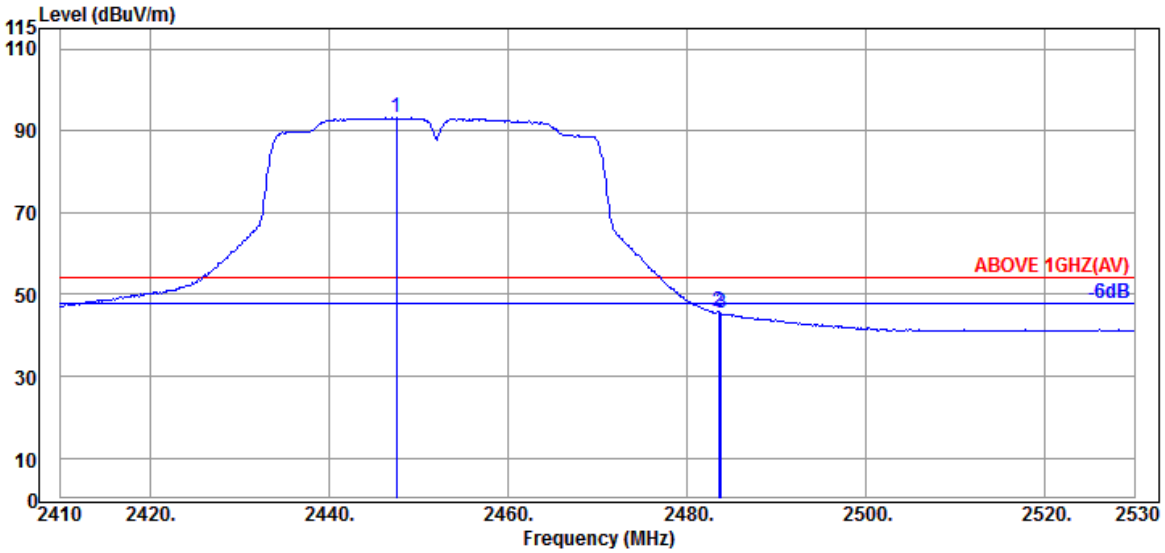

Antenna at Vertical Polarization

Emission Frequency (MHz)	Antenna Factor (dB/m)	Cable Loss (dB)	Preamp Gain (dB)	Read Level (dBμV)	Emission Level (dBμV/m)	Limits (dBμV/m)	Margin (dB)	Detector
@ 2447.560	32.30	6.13	34.55	89.39	93.27	---	---	Average
2483.560	32.30	6.18	34.55	41.72	45.65	54.00	8.35	Average
2483.800	32.30	6.18	34.55	41.49	45.42	54.00	8.58	Average

Remark: The "@" means fundamental frequency, it is ignored in this section.

This test report may be reproduced in full only. The document may only be updated by Audix Technology Corp. personnel. Any changes will be noted in the Document History section of the report.

Audix Technology Corp.
No. 491, Zhongfu Rd., Linkou Dist.,
New Taipei City244, Taiwan

Tel: +886 2 26099301
Fax: +886 2 26099303

Mode	802.11n-HT40	Frequency	TX 2457MHz

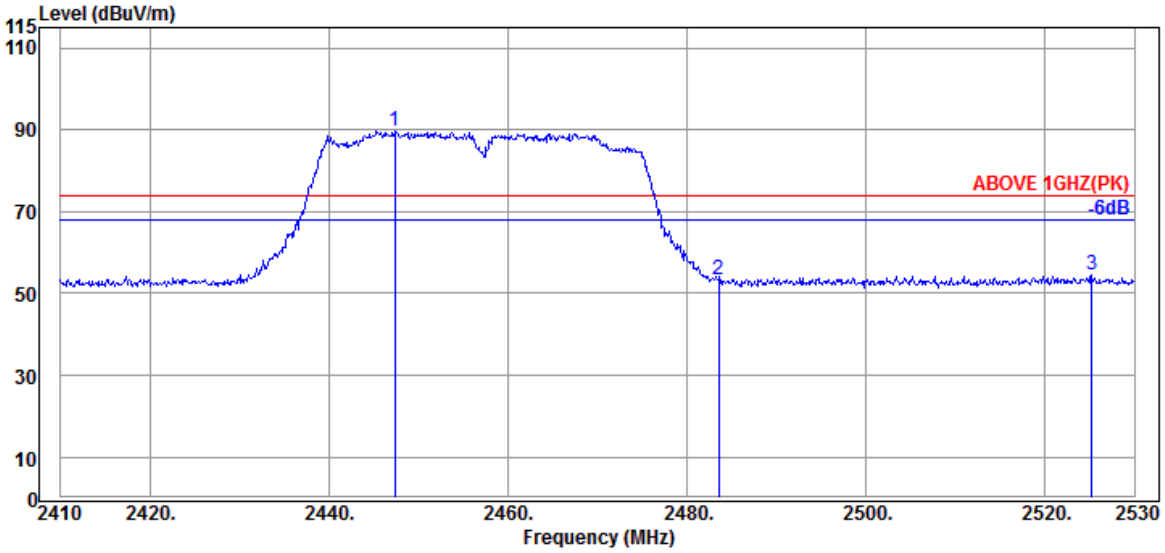

Antenna at Horizontal Polarization

Emission Frequency (MHz)	Antenna Factor (dB/m)	Cable Loss (dB)	Preamp Gain (dB)	Read Level (dBμV)	Emission Level (dBμV/m)	Limits (dBμV/m)	Margin (dB)	Detector
@ 2447.320	32.30	6.13	34.55	85.94	89.82	---	---	Peak
2483.560	32.30	6.18	34.55	49.53	53.46	74.00	20.54	Peak
2525.200	32.39	6.25	34.57	50.41	54.48	74.00	19.52	Peak

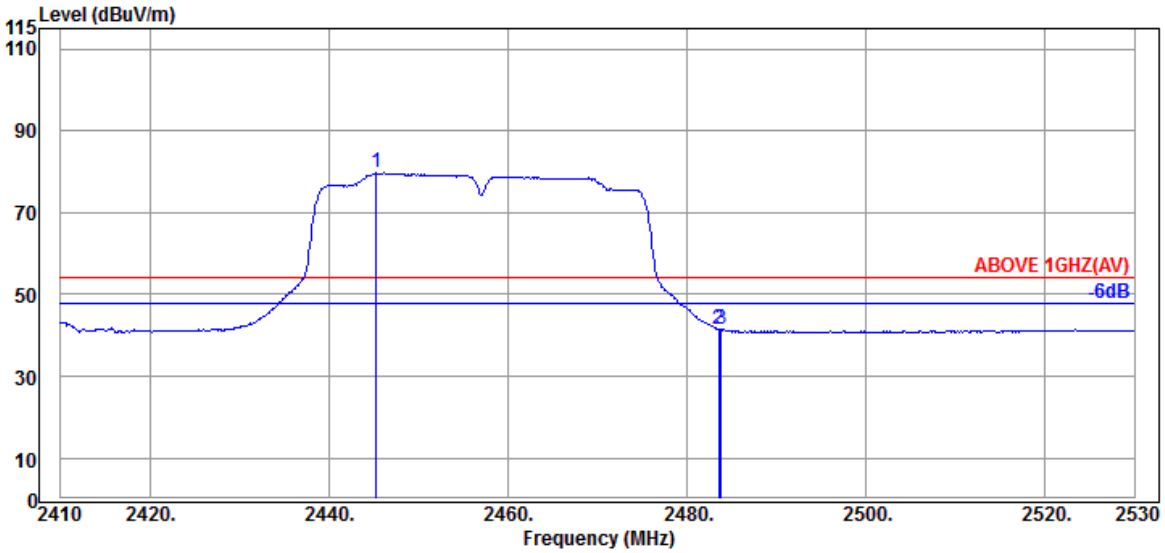

Antenna at Horizontal Polarization

Emission Frequency (MHz)	Antenna Factor (dB/m)	Cable Loss (dB)	Preamp Gain (dB)	Read Level (dBμV)	Emission Level (dBμV/m)	Limits (dBμV/m)	Margin (dB)	Detector
@ 2445.280	32.23	6.13	34.55	75.93	79.74	---	---	Average
2483.560	32.30	6.18	34.55	37.68	41.61	54.00	12.39	Average
2483.800	32.30	6.18	34.55	37.68	41.61	54.00	12.39	Average

Remark: The "@" means fundamental frequency, it is ignored in this section.

This test report may be reproduced in full only. The document may only be updated by Audix Technology Corp. personnel. Any changes will be noted in the Document History section of the report.

Audix Technology Corp.
No. 491, Zhongfu Rd., Linkou Dist.,
New Taipei City244, Taiwan

Tel: +886 2 26099301
Fax: +886 2 26099303

Mode	802.11n-HT40	Frequency	TX 2457MHz

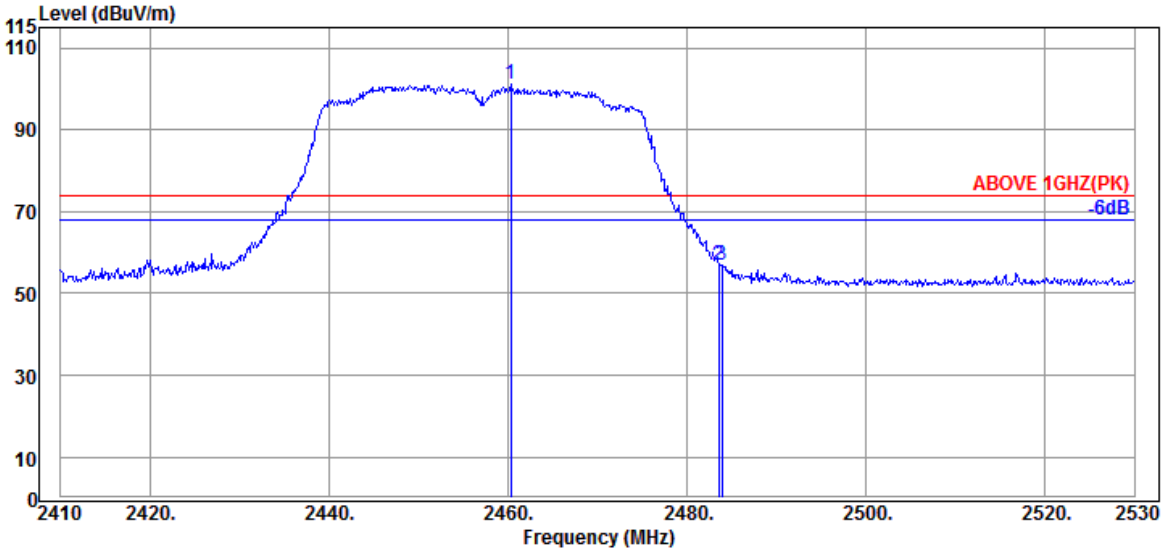

Antenna at Vertical Polarization

Emission Frequency (MHz)	Antenna Factor (dB/m)	Cable Loss (dB)	Preamp Gain (dB)	Read Level (dBμV)	Emission Level (dBμV/m)	Limits (dBμV/m)	Margin (dB)	Detector
@ 2460.280	32.30	6.15	34.55	97.44	101.34	---	---	Peak
2483.560	32.30	6.18	34.55	53.02	56.95	74.00	17.05	Peak
2483.920	32.30	6.18	34.55	53.13	57.06	74.00	16.94	Peak

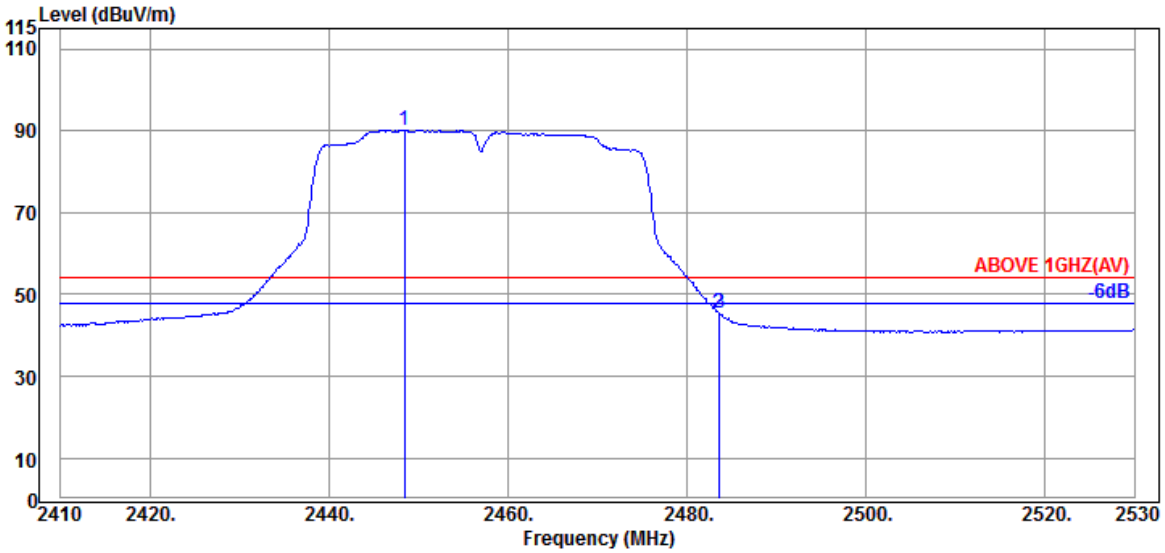

Antenna at Vertical Polarization

Emission Frequency (MHz)	Antenna Factor (dB/m)	Cable Loss (dB)	Preamp Gain (dB)	Read Level (dBμV)	Emission Level (dBμV/m)	Limits (dBμV/m)	Margin (dB)	Detector
@ 2448.400	32.30	6.13	34.55	86.30	90.18	---	---	Average
2483.560	32.30	6.18	34.55	41.52	45.45	54.00	8.55	Average
2483.680	32.30	6.18	34.55	41.51	45.44	54.00	8.56	Average

Remark: The "@" means fundamental frequency, it is ignored in this section.

This test report may be reproduced in full only. The document may only be updated by Audix Technology Corp. personnel. Any changes will be noted in the Document History section of the report.

Audix Technology Corp.
No. 491, Zhongfu Rd., Linkou Dist.,
New Taipei City244, Taiwan

Tel: +886 2 26099301
Fax: +886 2 26099303

Mode	802.11n-HT40	Frequency	TX 2462MHz

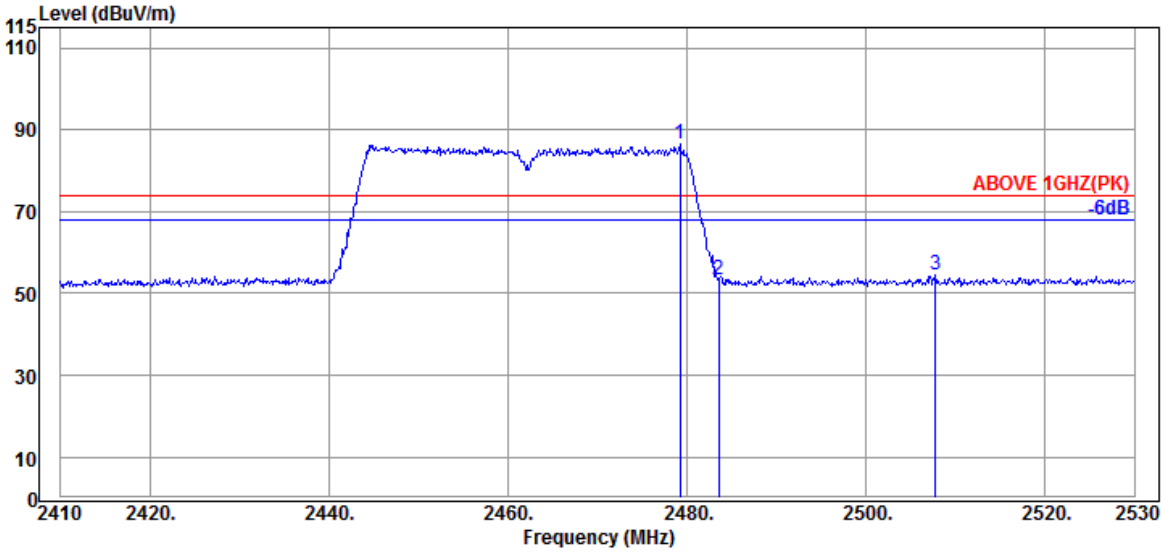

Antenna at Horizontal Polarization

Emission Frequency (MHz)	Antenna Factor (dB/m)	Cable Loss (dB)	Preamp Gain (dB)	Read Level (dBμV)	Emission Level (dBμV/m)	Limits (dBμV/m)	Margin (dB)	Detector
@ 2479.240	32.30	6.18	34.55	82.43	86.36	---	---	Peak
2483.560	32.30	6.18	34.55	49.45	53.38	74.00	20.62	Peak
2507.800	32.33	6.23	34.56	50.54	54.54	74.00	19.46	Peak

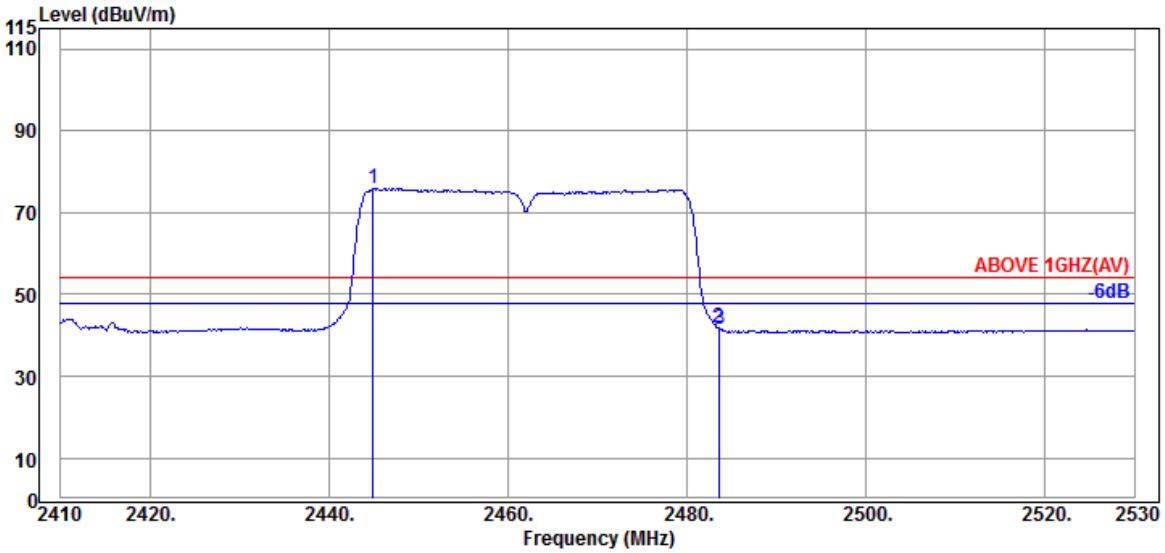

Antenna at Horizontal Polarization

Emission Frequency (MHz)	Antenna Factor (dB/m)	Cable Loss (dB)	Preamp Gain (dB)	Read Level (dBμV)	Emission Level (dBμV/m)	Limits (dBμV/m)	Margin (dB)	Detector
@ 2444.920	32.23	6.13	34.55	72.05	75.86	---	---	Average
2483.560	32.30	6.18	34.55	37.94	41.87	54.00	12.13	Average
2483.680	32.30	6.18	34.55	37.51	41.44	54.00	12.56	Average

Remark: The "@" means fundamental frequency, it is ignored in this section.

This test report may be reproduced in full only. The document may only be updated by Audix Technology Corp. personnel. Any changes will be noted in the Document History section of the report.

Audix Technology Corp.
No. 491, Zhongfu Rd., Linkou Dist.,
New Taipei City244, Taiwan

Tel: +886 2 26099301
Fax: +886 2 26099303

Mode	802.11n-HT40	Frequency	TX 2462MHz

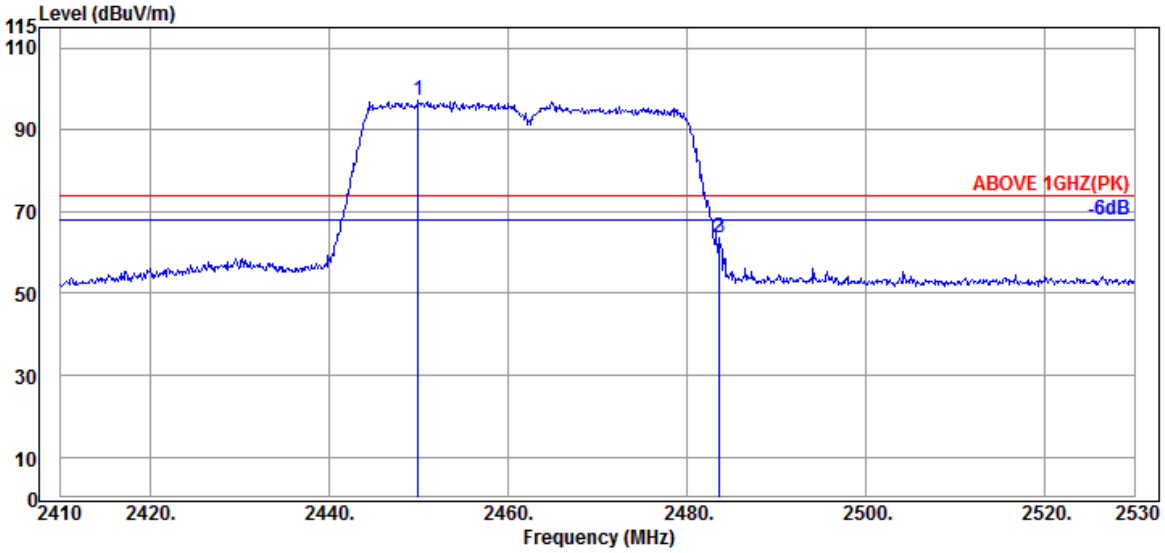

Antenna at Vertical Polarization

Emission Frequency (MHz)	Antenna Factor (dB/m)	Cable Loss (dB)	Preamp Gain (dB)	Read Level (dBμV)	Emission Level (dBμV/m)	Limits (dBμV/m)	Margin (dB)	Detector
@ 2449.960	32.30	6.13	34.55	93.22	97.10	---	---	Peak
2483.560	32.30	6.18	34.55	59.71	63.64	74.00	10.36	Peak
2483.680	32.30	6.18	34.55	59.82	63.75	74.00	10.25	Peak

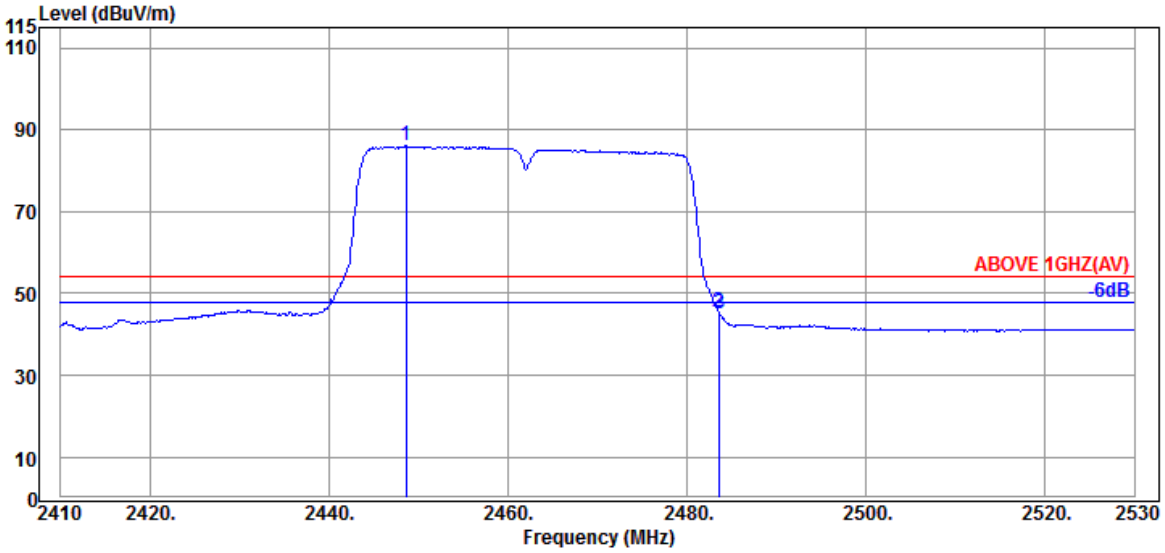

Antenna at Vertical Polarization

Emission Frequency (MHz)	Antenna Factor (dB/m)	Cable Loss (dB)	Preamp Gain (dB)	Read Level (dBμV)	Emission Level (dBμV/m)	Limits (dBμV/m)	Margin (dB)	Detector
@ 2448.640	32.30	6.13	34.55	82.11	85.99	---	---	Average
2483.560	32.30	6.18	34.55	41.67	45.60	54.00	8.40	Average
2483.680	32.30	6.18	34.55	41.21	45.14	54.00	8.86	Average

Remark: The "@" means fundamental frequency, it is ignored in this section.

This test report may be reproduced in full only. The document may only be updated by Audix Technology Corp. personnel. Any changes will be noted in the Document History section of the report.

Audix Technology Corp.
No. 491, Zhongfu Rd., Linkou Dist.,
New Taipei City244, Taiwan

Tel: +886 2 26099301
Fax: +886 2 26099303

Mode	802.11ax-HE20	Frequency	TX 2412MHz

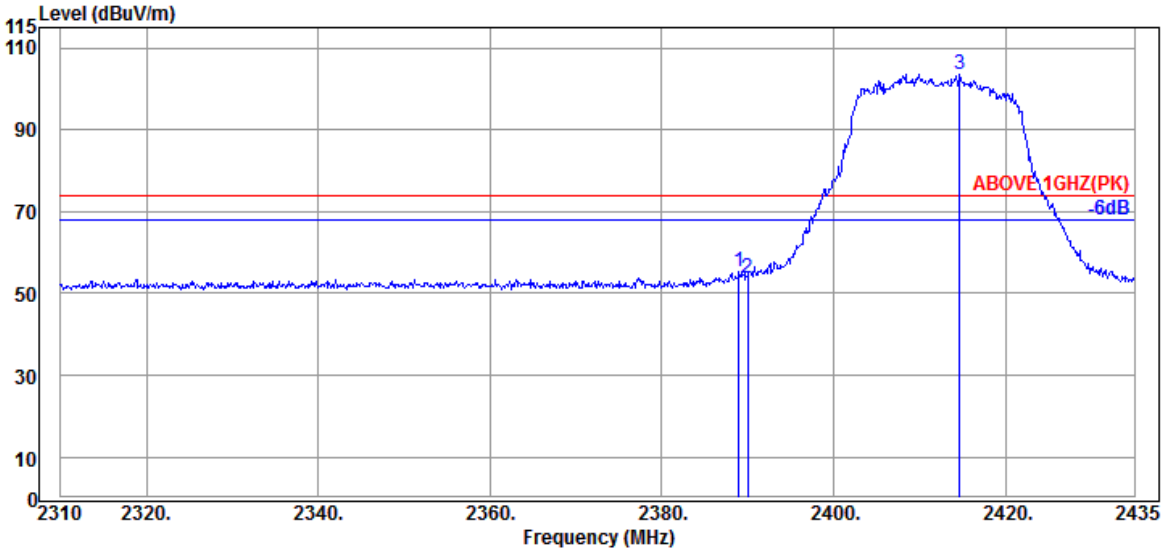

Antenna at Horizontal Polarization

Emission Frequency (MHz)	Antenna Factor (dB/m)	Cable Loss (dB)	Preamp Gain (dB)	Read Level (dBμV)	Emission Level (dBμV/m)	Limits (dBμV/m)	Margin (dB)	Detector
2389.000	31.89	6.04	34.53	51.79	55.19	74.00	18.81	Peak
2390.000	31.89	6.04	34.54	50.54	53.93	74.00	20.07	Peak
@ 2414.625	31.94	6.07	34.54	100.21	103.68	---	---	Peak

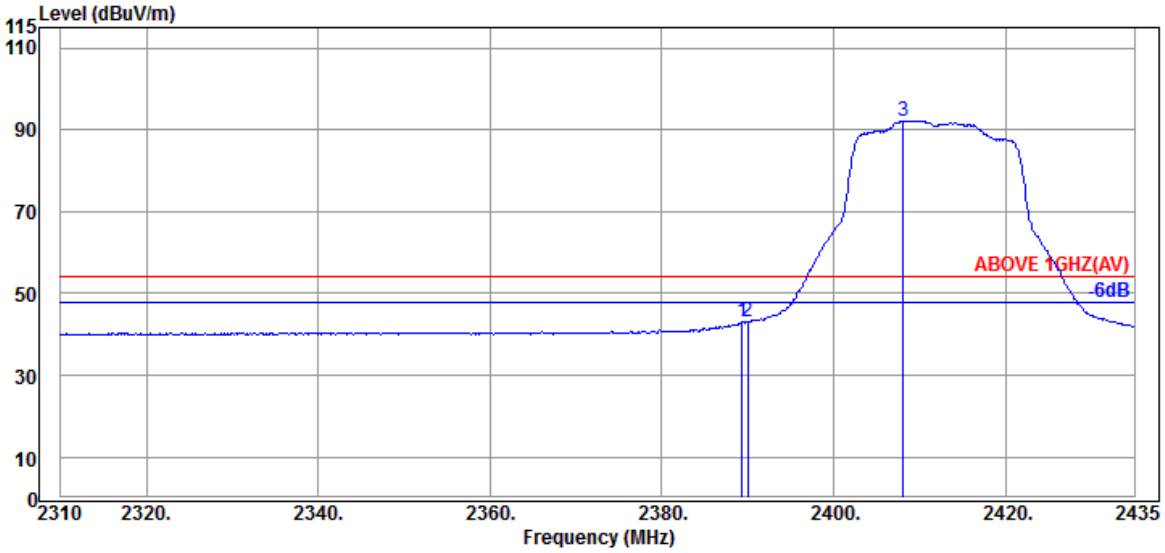

Antenna at Horizontal Polarization

Emission Frequency (MHz)	Antenna Factor (dB/m)	Cable Loss (dB)	Preamp Gain (dB)	Read Level (dBμV)	Emission Level (dBμV/m)	Limits (dBμV/m)	Margin (dB)	Detector
2389.375	31.89	6.04	34.53	39.55	42.95	54.00	11.05	Average
2390.000	31.89	6.04	34.54	39.55	42.94	54.00	11.06	Average
@ 2408.125	31.87	6.07	34.54	88.86	92.26	---	---	Average

Remark: The "@" means fundamental frequency, it is ignored in this section.

This test report may be reproduced in full only. The document may only be updated by Audix Technology Corp. personnel. Any changes will be noted in the Document History section of the report.

Audix Technology Corp.
No. 491, Zhongfu Rd., Linkou Dist.,
New Taipei City244, Taiwan
Tel: +886 2 26099301
Fax: +886 2 26099303

Mode	802.11ax-HE20	Frequency	TX 2412MHz

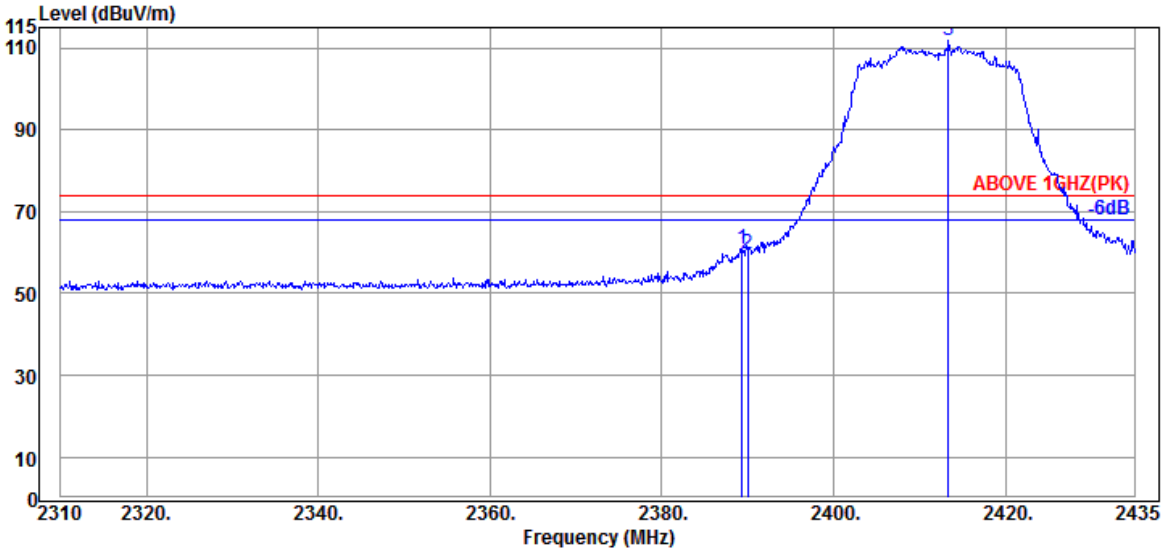

Antenna at Vertical Polarization

Emission Frequency (MHz)	Antenna Factor (dB/m)	Cable Loss (dB)	Preamp Gain (dB)	Read Level (dBμV)	Emission Level (dBμV/m)	Limits (dBμV/m)	Margin (dB)	Detector
2389.375	31.89	6.04	34.53	57.35	60.75	74.00	13.25	Peak
2390.000	31.89	6.04	34.54	56.19	59.58	74.00	14.42	Peak
@ 2413.375	31.94	6.07	34.54	108.33	111.80	---	---	Peak

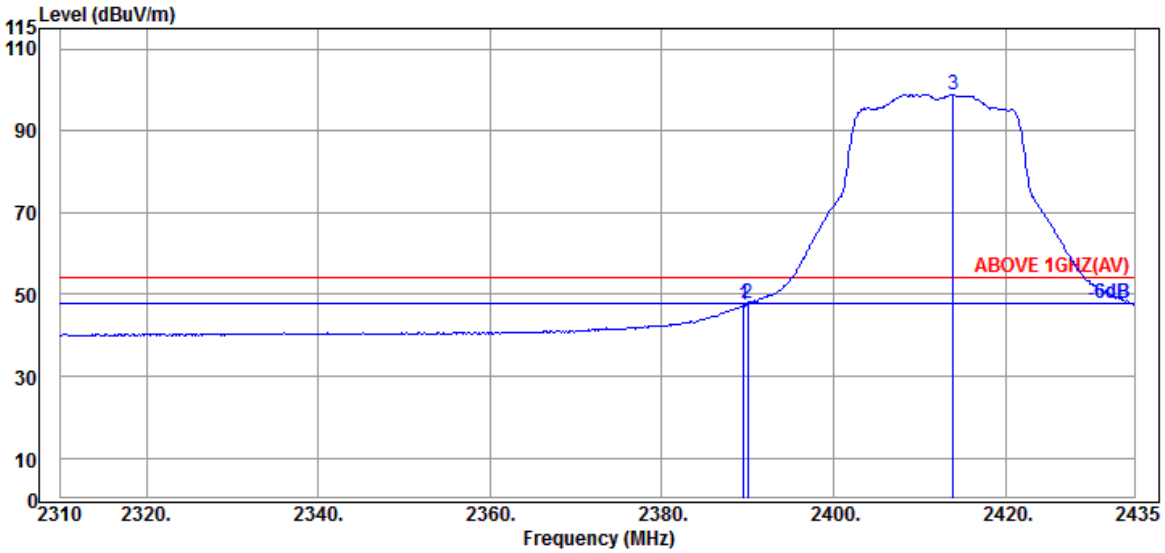

Antenna at Vertical Polarization

Emission Frequency (MHz)	Antenna Factor (dB/m)	Cable Loss (dB)	Preamp Gain (dB)	Read Level (dBμV)	Emission Level (dBμV/m)	Limits (dBμV/m)	Margin (dB)	Detector
2389.500	31.89	6.04	34.53	43.86	47.26	54.00	6.74	Average
2390.000	31.89	6.04	34.54	44.37	47.76	54.00	6.24	Average
@ 2413.875	31.94	6.07	34.54	95.45	98.92	---	---	Average

Remark: The "@" means fundamental frequency, it is ignored in this section.

This test report may be reproduced in full only. The document may only be updated by Audix Technology Corp. personnel. Any changes will be noted in the Document History section of the report.

Audix Technology Corp.
No. 491, Zhongfu Rd., Linkou Dist.,
New Taipei City244, Taiwan

Tel: +886 2 26099301
Fax: +886 2 26099303

Mode	802.11ax-HE20	Frequency	TX 2417MHz

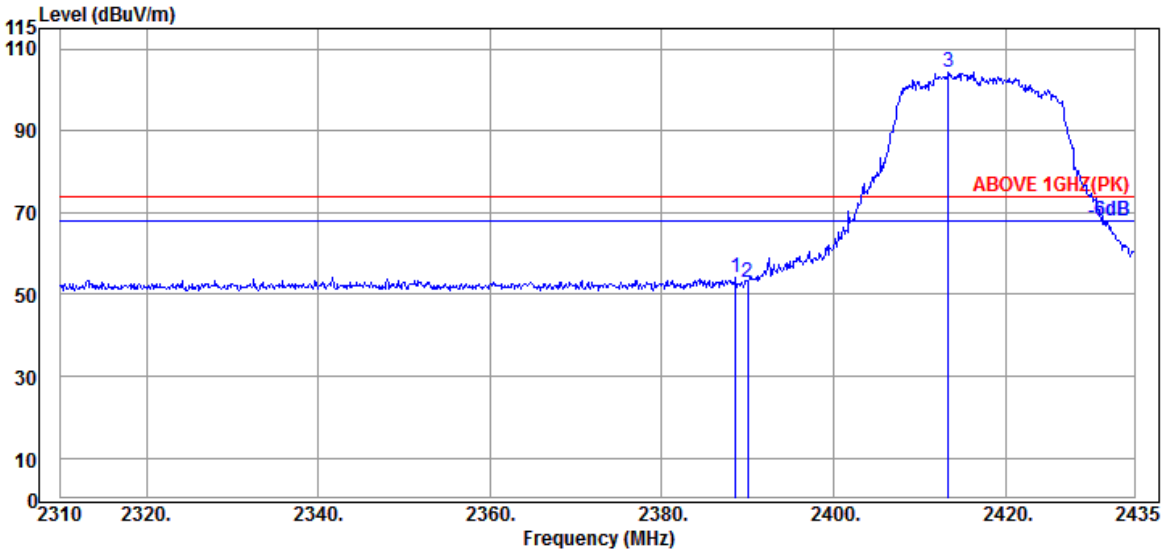

Antenna at Horizontal Polarization

Emission Frequency (MHz)	Antenna Factor (dB/m)	Cable Loss (dB)	Preamp Gain (dB)	Read Level (dBμV)	Emission Level (dBμV/m)	Limits (dBμV/m)	Margin (dB)	Detector
2388.625	31.89	6.04	34.53	50.61	54.01	74.00	19.99	Peak
2390.000	31.89	6.04	34.54	49.56	52.95	74.00	21.05	Peak
@ 2413.375	31.94	6.07	34.54	100.72	104.19	---	---	Peak

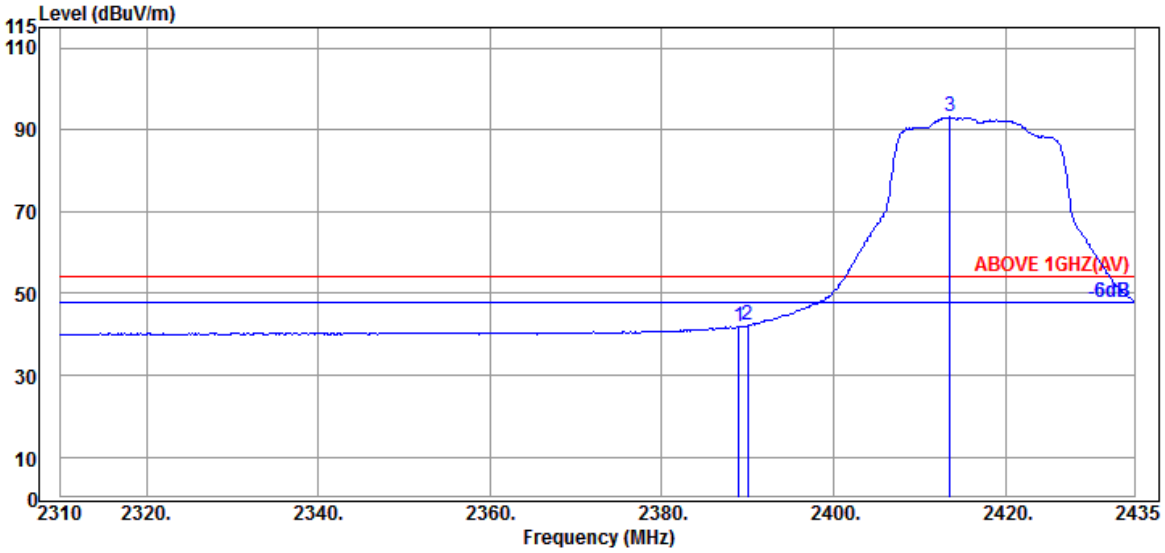

Antenna at Horizontal Polarization

Emission Frequency (MHz)	Antenna Factor (dB/m)	Cable Loss (dB)	Preamp Gain (dB)	Read Level (dBμV)	Emission Level (dBμV/m)	Limits (dBμV/m)	Margin (dB)	Detector
2389.000	31.89	6.04	34.53	38.54	41.94	54.00	12.06	Average
2390.000	31.89	6.04	34.54	38.78	42.17	54.00	11.83	Average
@ 2413.500	31.94	6.07	34.54	89.66	93.13	---	---	Average

Remark: The "@" means fundamental frequency, it is ignored in this section.

This test report may be reproduced in full only. The document may only be updated by Audix Technology Corp. personnel. Any changes will be noted in the Document History section of the report.

Audix Technology Corp.
No. 491, Zhongfu Rd., Linkou Dist.,
New Taipei City244, Taiwan

Tel: +886 2 26099301
Fax: +886 2 26099303

Mode	802.11ax-HE20	Frequency	TX 2417MHz

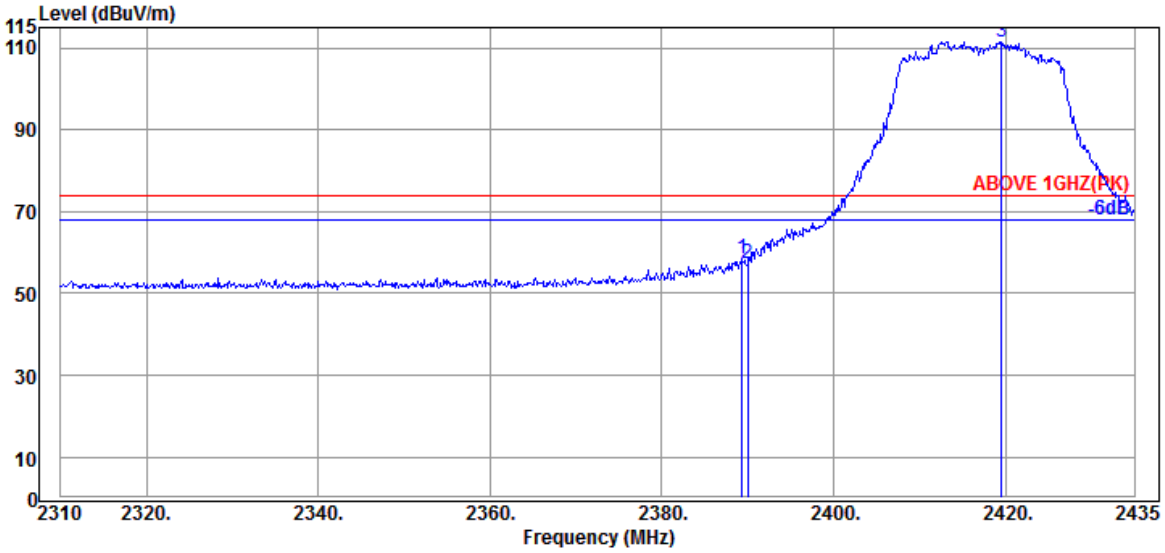

Antenna at Vertical Polarization

Emission Frequency (MHz)	Antenna Factor (dB/m)	Cable Loss (dB)	Preamp Gain (dB)	Read Level (dBμV)	Emission Level (dBμV/m)	Limits (dBμV/m)	Margin (dB)	Detector
2389.375	31.89	6.04	34.53	55.22	58.62	74.00	15.38	Peak
2390.000	31.89	6.04	34.54	53.88	57.27	74.00	16.73	Peak
@ 2419.500	32.01	6.10	34.54	107.97	111.54	---	---	Peak

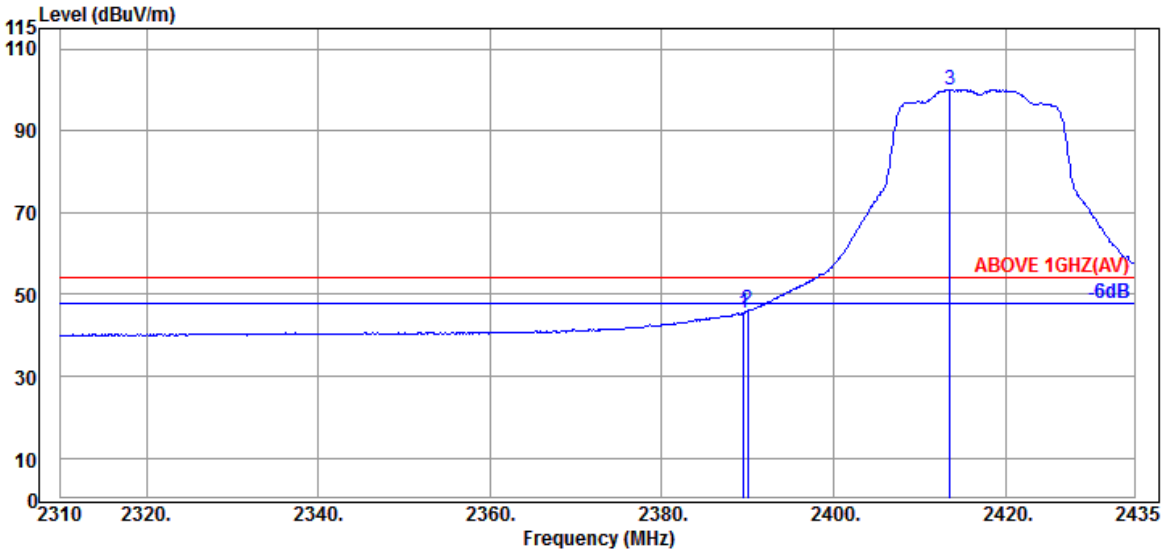

Antenna at Vertical Polarization

Emission Frequency (MHz)	Antenna Factor (dB/m)	Cable Loss (dB)	Preamp Gain (dB)	Read Level (dBμV)	Emission Level (dBμV/m)	Limits (dBμV/m)	Margin (dB)	Detector
2389.500	31.89	6.04	34.53	42.16	45.56	54.00	8.44	Average
2390.000	31.89	6.04	34.54	42.66	46.05	54.00	7.95	Average
@ 2413.500	31.94	6.07	34.54	96.62	100.09	---	---	Average

Remark: The "@" means fundamental frequency, it is ignored in this section.

This test report may be reproduced in full only. The document may only be updated by Audix Technology Corp. personnel. Any changes will be noted in the Document History section of the report.

Audix Technology Corp.
No. 491, Zhongfu Rd., Linkou Dist.,
New Taipei City244, Taiwan
Tel: +886 2 26099301
Fax: +886 2 26099303

Mode	802.11ax-HE20	Frequency	TX 2422MHz

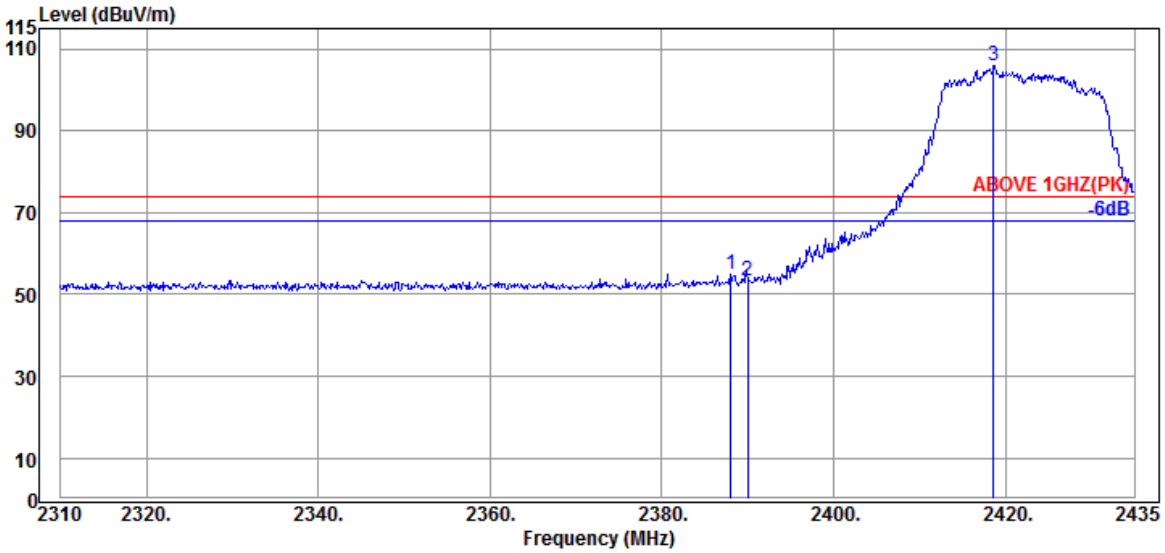

Antenna at Horizontal Polarization

Emission Frequency (MHz)	Antenna Factor (dB/m)	Cable Loss (dB)	Preamp Gain (dB)	Read Level (dBμV)	Emission Level (dBμV/m)	Limits (dBμV/m)	Margin (dB)	Detector
2388.000	31.89	6.04	34.53	51.63	55.03	74.00	18.97	Peak
2390.000	31.89	6.04	34.54	49.86	53.25	74.00	20.75	Peak
@ 2418.625	32.01	6.07	34.54	102.37	105.91	---	---	Peak

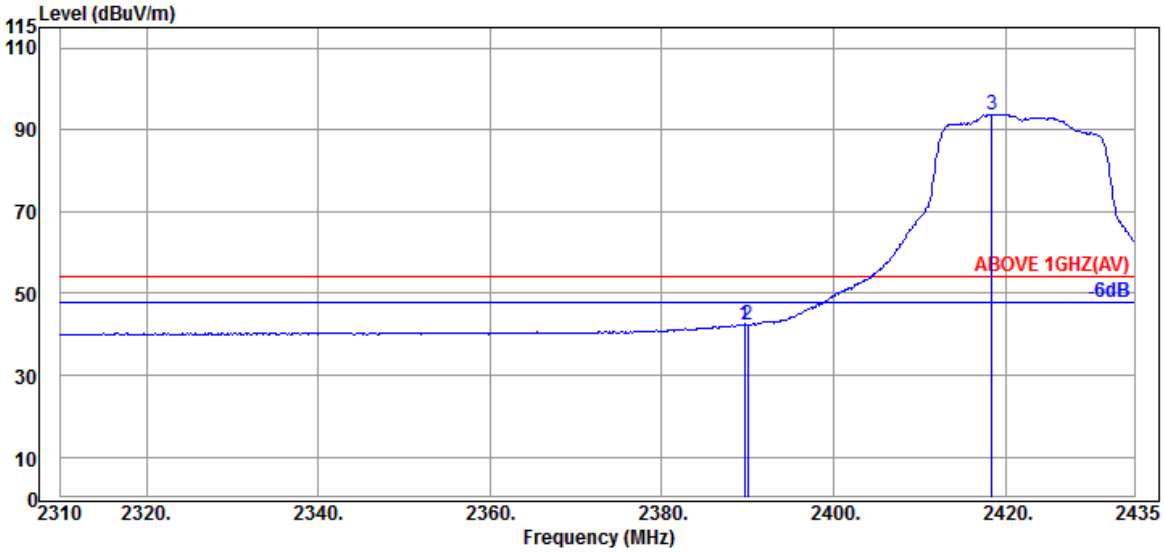

Antenna at Horizontal Polarization

Emission Frequency (MHz)	Antenna Factor (dB/m)	Cable Loss (dB)	Preamp Gain (dB)	Read Level (dBμV)	Emission Level (dBμV/m)	Limits (dBμV/m)	Margin (dB)	Detector
2389.625	31.89	6.04	34.53	39.05	42.45	54.00	11.55	Average
2390.000	31.89	6.04	34.54	39.03	42.42	54.00	11.58	Average
@ 2418.375	32.01	6.07	34.54	90.10	93.64	---	---	Average

Remark: The "@" means fundamental frequency, it is ignored in this section.

This test report may be reproduced in full only. The document may only be updated by Audix Technology Corp. personnel. Any changes will be noted in the Document History section of the report.

Audix Technology Corp.
No. 491, Zhongfu Rd., Linkou Dist.,
New Taipei City244, Taiwan

Tel: +886 2 26099301
Fax: +886 2 26099303

Mode	802.11ax-HE20	Frequency	TX 2422MHz

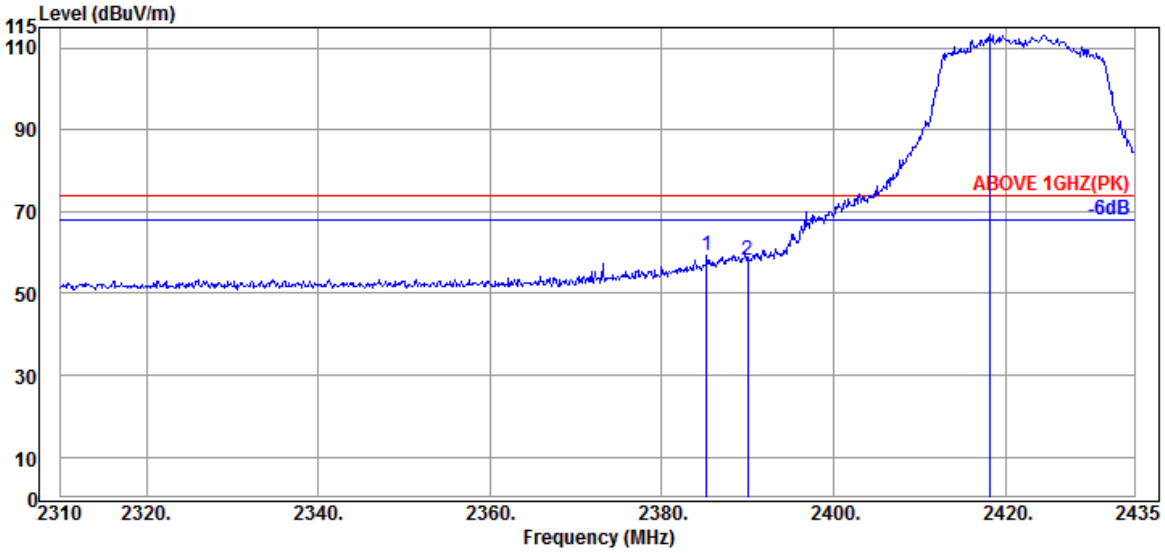

Antenna at Vertical Polarization

Emission Frequency (MHz)	Antenna Factor (dB/m)	Cable Loss (dB)	Preamp Gain (dB)	Read Level (dBμV)	Emission Level (dBμV/m)	Limits (dBμV/m)	Margin (dB)	Detector
2385.250	31.89	6.01	34.53	55.76	59.13	74.00	14.87	Peak
2390.000	31.89	6.04	34.54	54.88	58.27	74.00	15.73	Peak
@ 2418.250	32.01	6.07	34.54	109.81	113.35	---	---	Peak

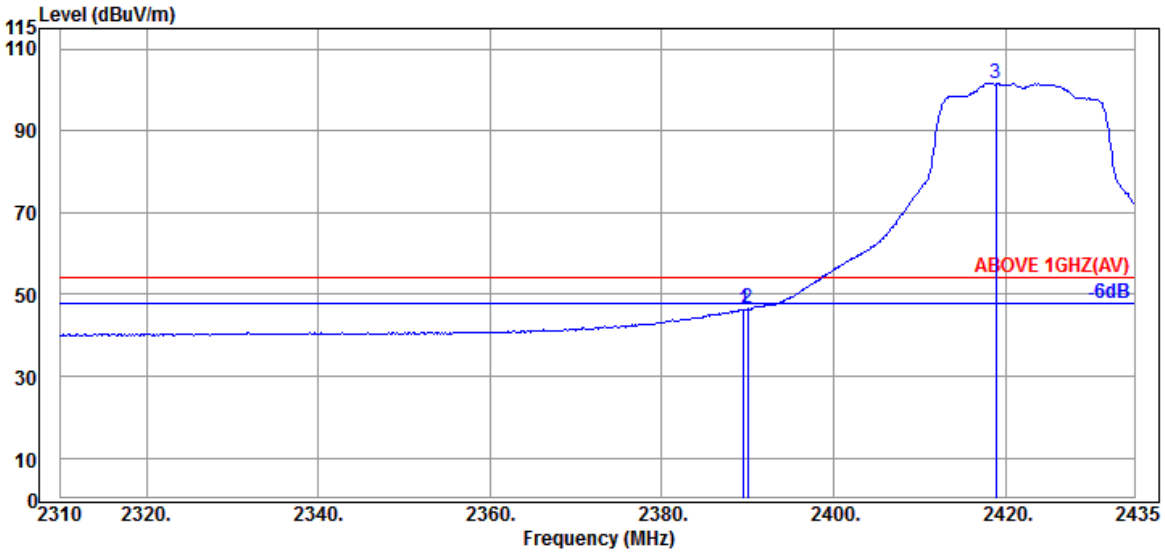

Antenna at Vertical Polarization

Emission Frequency (MHz)	Antenna Factor (dB/m)	Cable Loss (dB)	Preamp Gain (dB)	Read Level (dBμV)	Emission Level (dBμV/m)	Limits (dBμV/m)	Margin (dB)	Detector
2389.500	31.89	6.04	34.53	43.03	46.43	54.00	7.57	Average
2390.000	31.89	6.04	34.54	43.13	46.52	54.00	7.48	Average
@ 2418.875	32.01	6.07	34.54	98.04	101.58	---	---	Average

Remark: The "@" means fundamental frequency, it is ignored in this section.

This test report may be reproduced in full only. The document may only be updated by Audix Technology Corp. personnel. Any changes will be noted in the Document History section of the report.

Audix Technology Corp.
No. 491, Zhongfu Rd., Linkou Dist.,
New Taipei City244, Taiwan

Tel: +886 2 26099301
Fax: +886 2 26099303

Mode	802.11ax-HE20	Frequency	TX 2457MHz

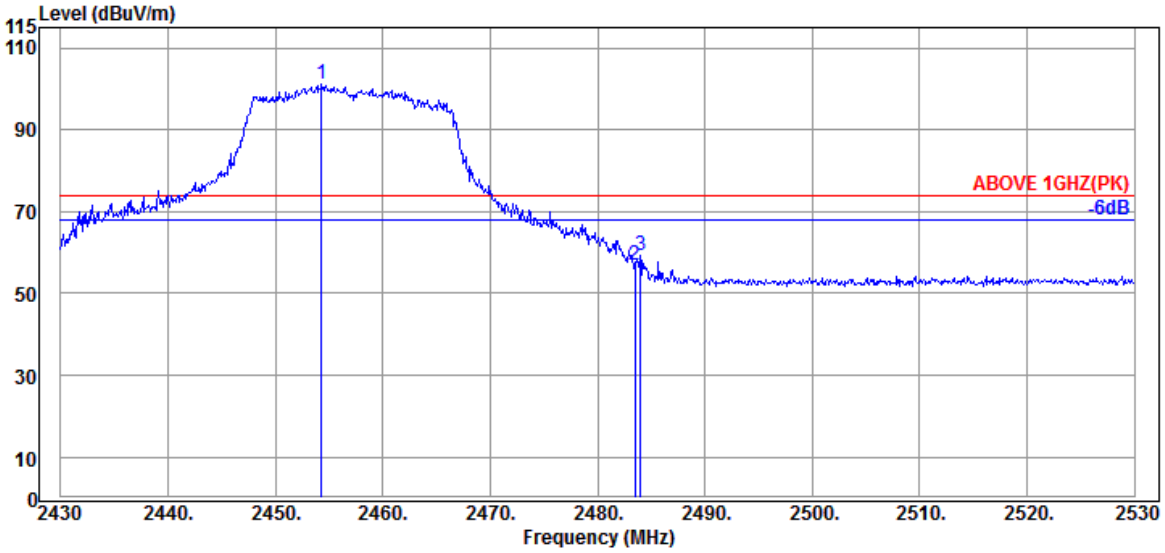

Antenna at Horizontal Polarization

Emission Frequency (MHz)	Antenna Factor (dB/m)	Cable Loss (dB)	Preamp Gain (dB)	Read Level (dBμV)	Emission Level (dBμV/m)	Limits (dBμV/m)	Margin (dB)	Detector
@ 2454.300	32.30	6.15	34.55	97.23	101.13	---	---	Peak
2483.500	32.30	6.18	34.55	52.97	56.90	74.00	17.10	Peak
2484.000	32.30	6.18	34.55	55.22	59.15	74.00	14.85	Peak

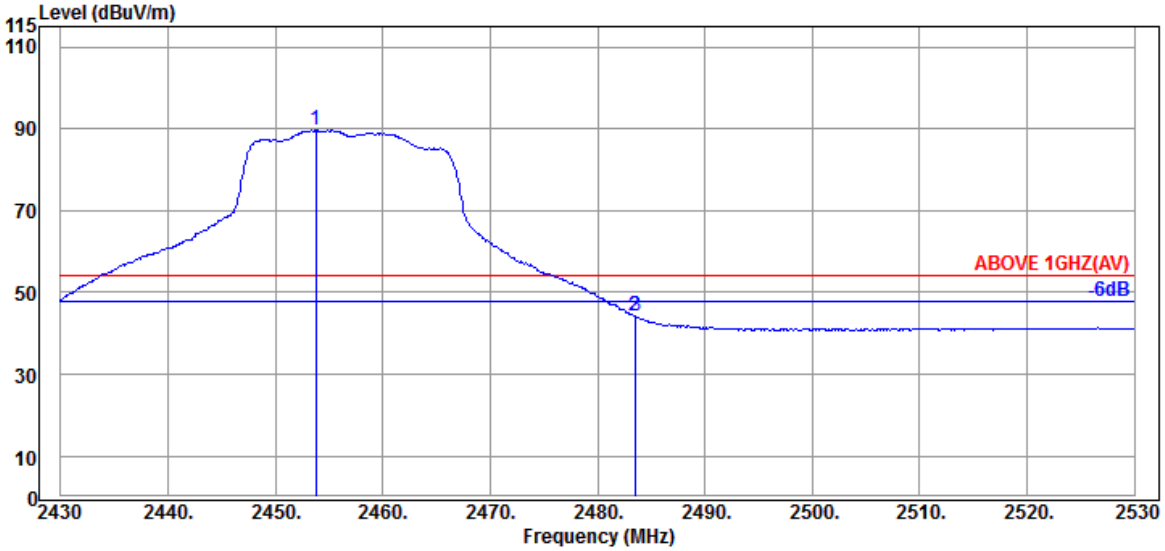

Antenna at Horizontal Polarization

Emission Frequency (MHz)	Antenna Factor (dB/m)	Cable Loss (dB)	Preamp Gain (dB)	Read Level (dBμV)	Emission Level (dBμV/m)	Limits (dBμV/m)	Margin (dB)	Detector
@ 2453.800	32.30	6.15	34.55	85.84	89.74	---	---	Average
2483.500	32.30	6.18	34.55	40.28	44.21	54.00	9.79	Average
2483.600	32.30	6.18	34.55	40.28	44.21	54.00	9.79	Average

Remark: The "@" means fundamental frequency, it is ignored in this section.

This test report may be reproduced in full only. The document may only be updated by Audix Technology Corp. personnel. Any changes will be noted in the Document History section of the report.

Audix Technology Corp.
No. 491, Zhongfu Rd., Linkou Dist.,
New Taipei City244, Taiwan

Tel: +886 2 26099301
Fax: +886 2 26099303

Mode	802.11ax-HE20	Frequency	TX 2457MHz

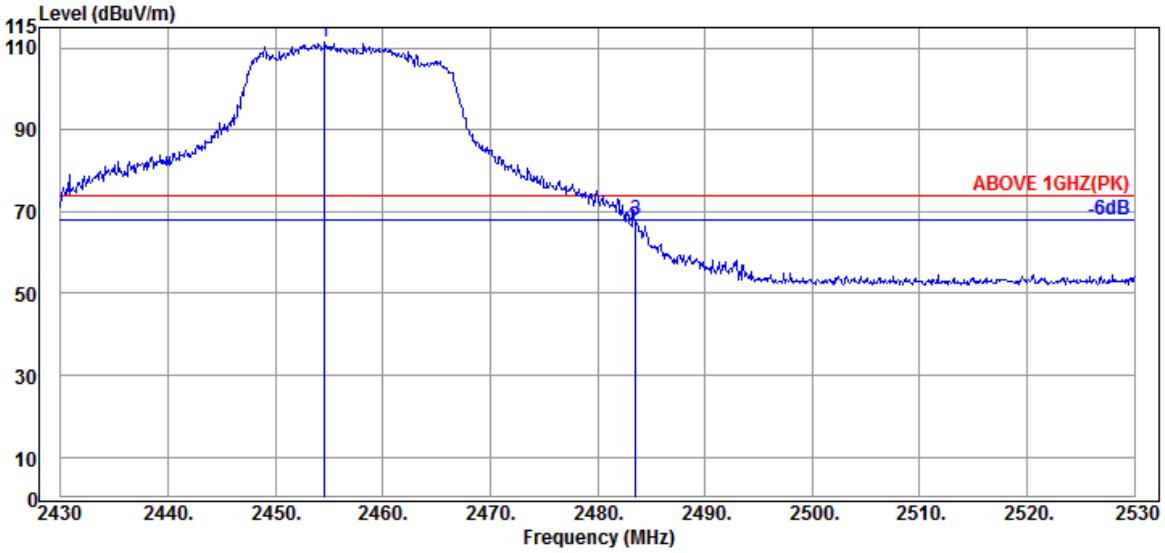

Antenna at Vertical Polarization

Emission Frequency (MHz)	Antenna Factor (dB/m)	Cable Loss (dB)	Preamp Gain (dB)	Read Level (dBμV)	Emission Level (dBμV/m)	Limits (dBμV/m)	Margin (dB)	Detector
@ 2454.600	32.30	6.15	34.55	107.60	111.50	---	---	Peak
2483.500	32.30	6.18	34.55	62.49	66.42	74.00	7.58	Peak
2483.600	32.30	6.18	34.55	64.06	67.99	74.00	6.01	Peak

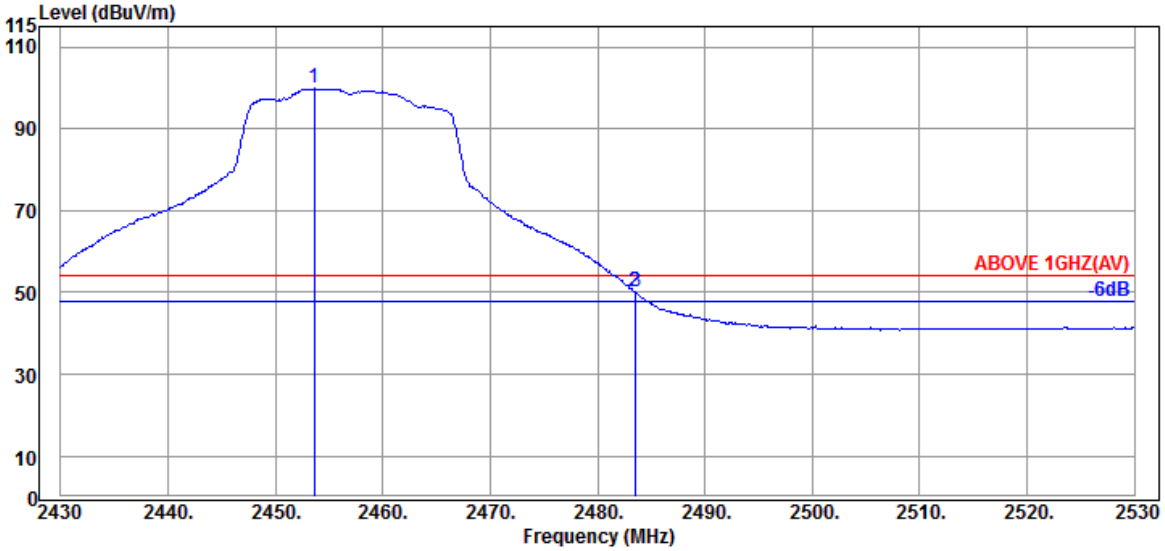

Antenna at Vertical Polarization

Emission Frequency (MHz)	Antenna Factor (dB/m)	Cable Loss (dB)	Preamp Gain (dB)	Read Level (dBμV)	Emission Level (dBμV/m)	Limits (dBμV/m)	Margin (dB)	Detector
@ 2453.600	32.30	6.15	34.55	96.00	99.90	---	---	Average
2483.500	32.30	6.18	34.55	46.09	50.02	54.00	3.98	Average
2483.600	32.30	6.18	34.55	46.12	50.05	54.00	3.95	Average

Remark: The "@" means fundamental frequency, it is ignored in this section.

This test report may be reproduced in full only. The document may only be updated by Audix Technology Corp. personnel. Any changes will be noted in the Document History section of the report.

Audix Technology Corp.
No. 491, Zhongfu Rd., Linkou Dist.,
New Taipei City244, Taiwan

Tel: +886 2 26099301
Fax: +886 2 26099303

Mode	802.11ax-HE20	Frequency	TX 2462MHz

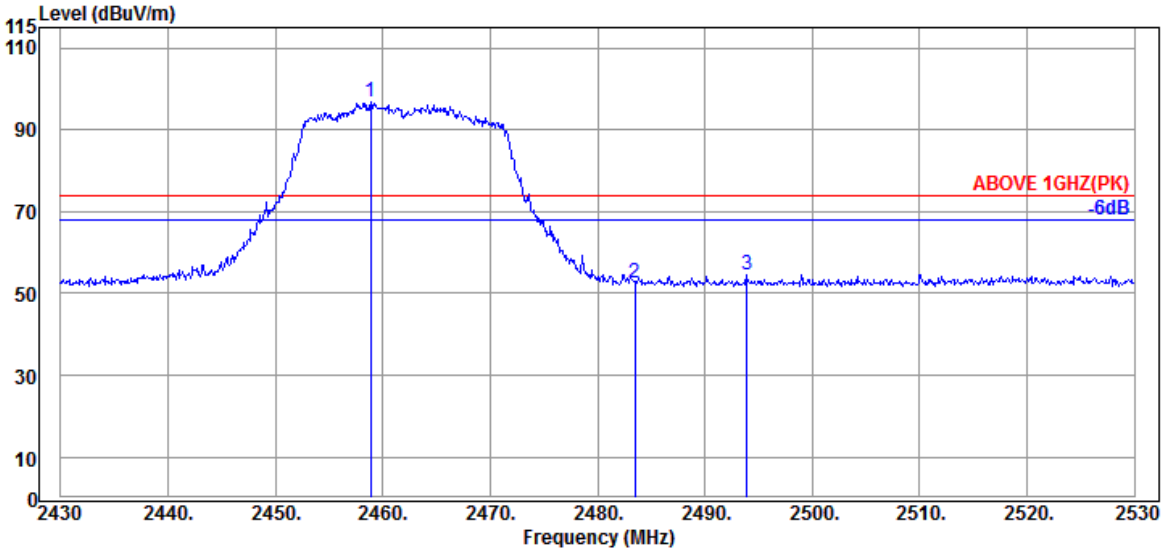

Antenna at Horizontal Polarization

Emission Frequency (MHz)	Antenna Factor (dB/m)	Cable Loss (dB)	Preamp Gain (dB)	Read Level (dBμV)	Emission Level (dBμV/m)	Limits (dBμV/m)	Margin (dB)	Detector
@ 2458.900	32.30	6.15	34.55	93.05	96.95	---	---	Peak
2483.500	32.30	6.18	34.55	48.61	52.54	74.00	21.46	Peak
2493.900	32.30	6.21	34.56	50.63	54.58	74.00	19.42	Peak

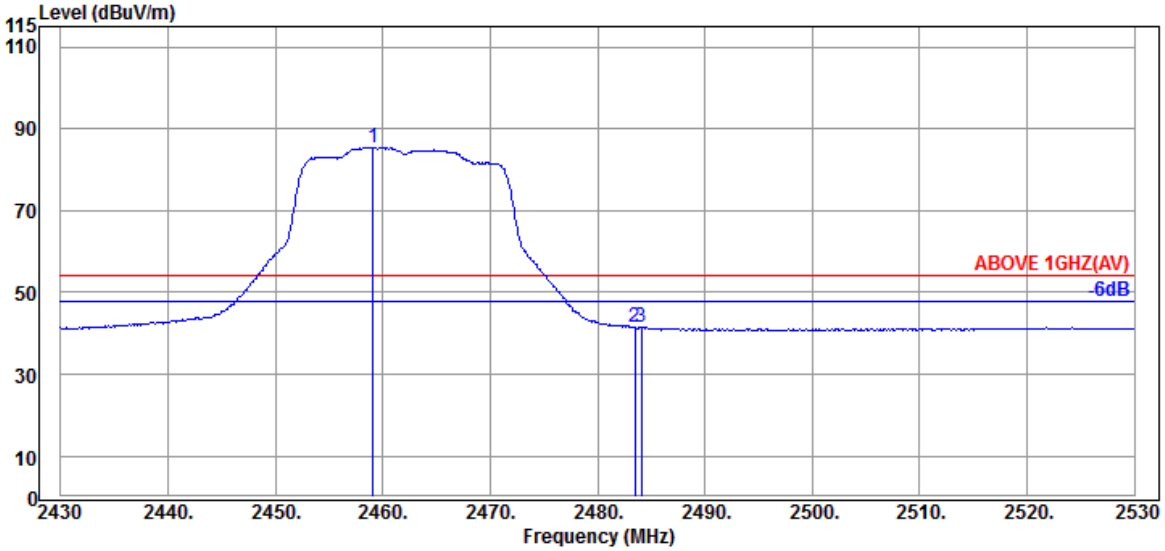

Antenna at Horizontal Polarization

Emission Frequency (MHz)	Antenna Factor (dB/m)	Cable Loss (dB)	Preamp Gain (dB)	Read Level (dBμV)	Emission Level (dBμV/m)	Limits (dBμV/m)	Margin (dB)	Detector
@ 2459.100	32.30	6.15	34.55	81.51	85.41	---	---	Average
2483.500	32.30	6.18	34.55	37.60	41.53	54.00	12.47	Average
2484.100	32.30	6.18	34.55	37.56	41.49	54.00	12.51	Average

Remark: The "@" means fundamental frequency, it is ignored in this section.

This test report may be reproduced in full only. The document may only be updated by Audix Technology Corp. personnel. Any changes will be noted in the Document History section of the report.

Audix Technology Corp.
No. 491, Zhongfu Rd., Linkou Dist.,
New Taipei City244, Taiwan

Tel: +886 2 26099301
Fax: +886 2 26099303

Mode	802.11ax-HE20	Frequency	TX 2462MHz

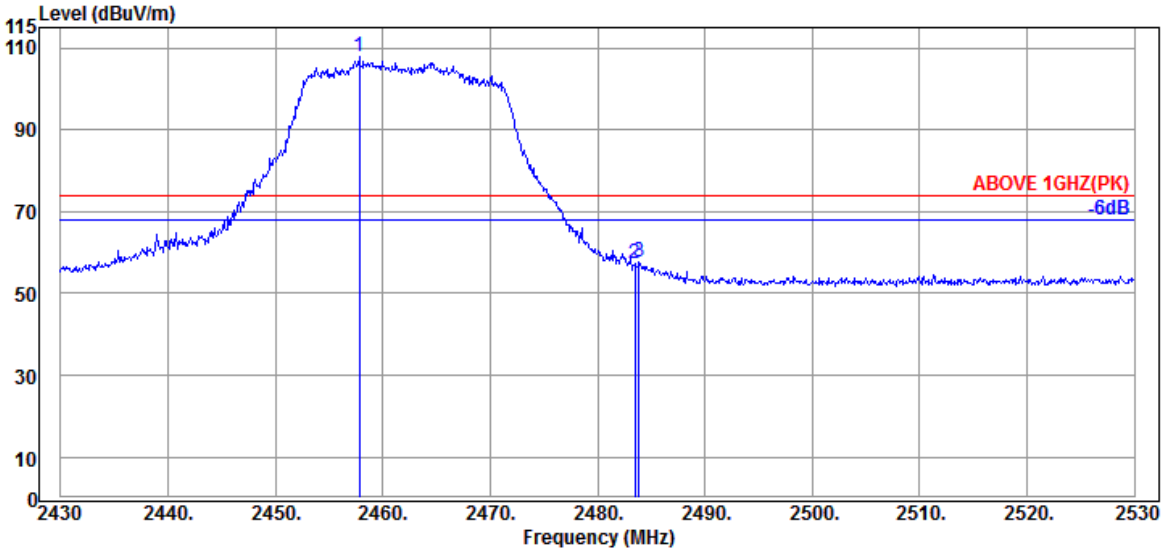

Antenna at Vertical Polarization

Emission Frequency (MHz)	Antenna Factor (dB/m)	Cable Loss (dB)	Preamp Gain (dB)	Read Level (dBμV)	Emission Level (dBμV/m)	Limits (dBμV/m)	Margin (dB)	Detector
@ 2457.800	32.30	6.15	34.55	103.91	107.81	---	---	Peak
2483.500	32.30	6.18	34.55	53.34	57.27	74.00	16.73	Peak
2483.900	32.30	6.18	34.55	53.61	57.54	74.00	16.46	Peak

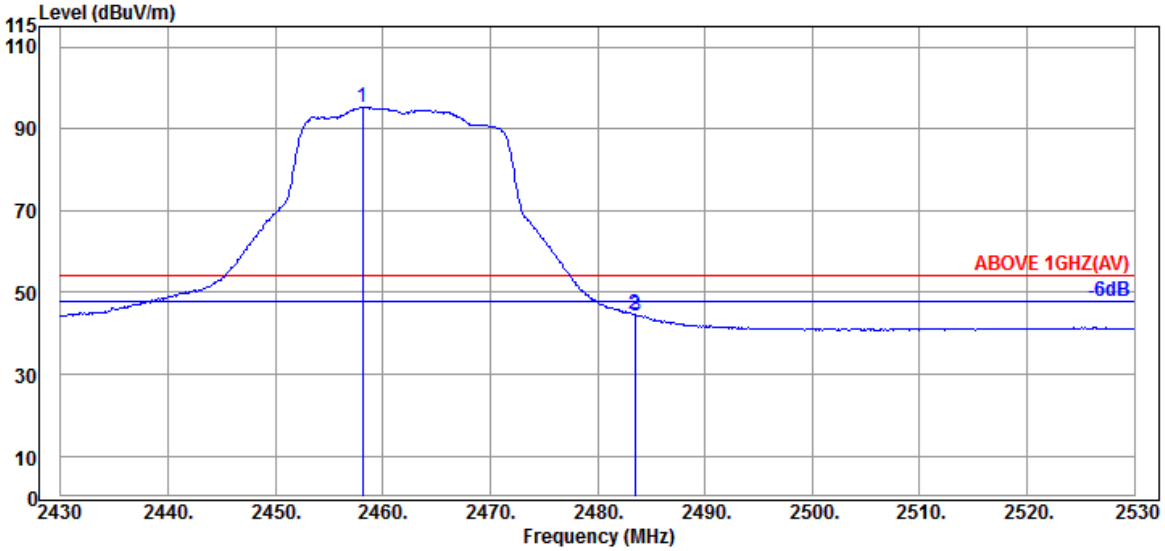

Antenna at Vertical Polarization

Emission Frequency (MHz)	Antenna Factor (dB/m)	Cable Loss (dB)	Preamp Gain (dB)	Read Level (dBμV)	Emission Level (dBμV/m)	Limits (dBμV/m)	Margin (dB)	Detector
@ 2458.100	32.30	6.15	34.55	91.29	95.19	---	---	Average
2483.500	32.30	6.18	34.55	40.54	44.47	54.00	9.53	Average
2483.600	32.30	6.18	34.55	40.40	44.33	54.00	9.67	Average

Remark: The "@" means fundamental frequency, it is ignored in this section.

This test report may be reproduced in full only. The document may only be updated by Audix Technology Corp. personnel. Any changes will be noted in the Document History section of the report.

Audix Technology Corp.
No. 491, Zhongfu Rd., Linkou Dist.,
New Taipei City244, Taiwan

Tel: +886 2 26099301
Fax: +886 2 26099303

Mode	802.11ax-HE20	Frequency	TX 2467MHz

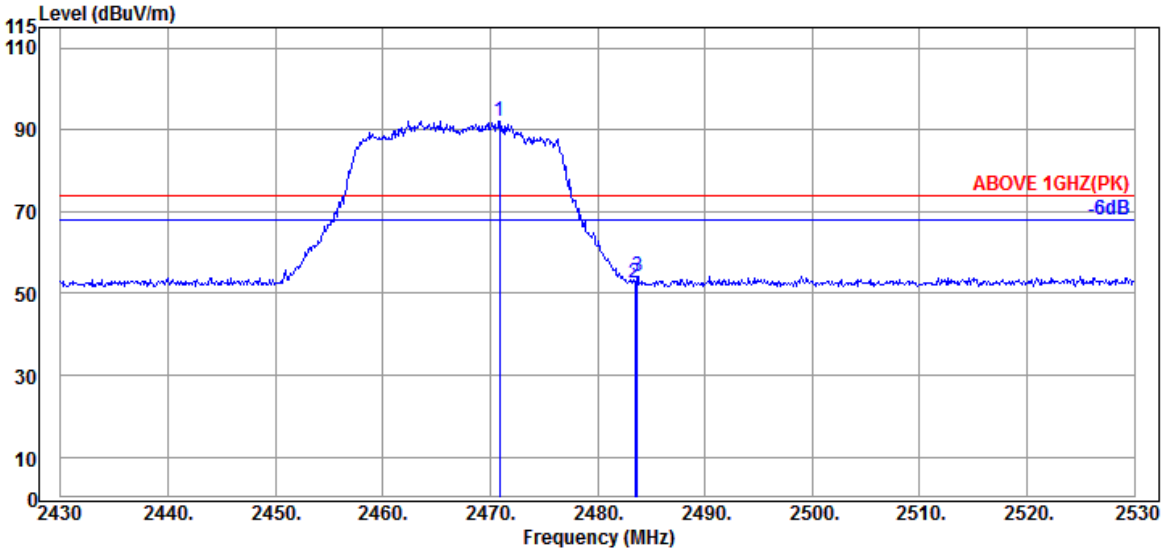

Antenna at Horizontal Polarization

Emission Frequency (MHz)	Antenna Factor (dB/m)	Cable Loss (dB)	Preamp Gain (dB)	Read Level (dBμV)	Emission Level (dBμV/m)	Limits (dBμV/m)	Margin (dB)	Detector
@ 2470.900	32.30	6.18	34.55	88.28	92.21	---	---	Peak
2483.500	32.30	6.18	34.55	48.72	52.65	74.00	21.35	Peak
2483.700	32.30	6.18	34.55	50.30	54.23	74.00	19.77	Peak

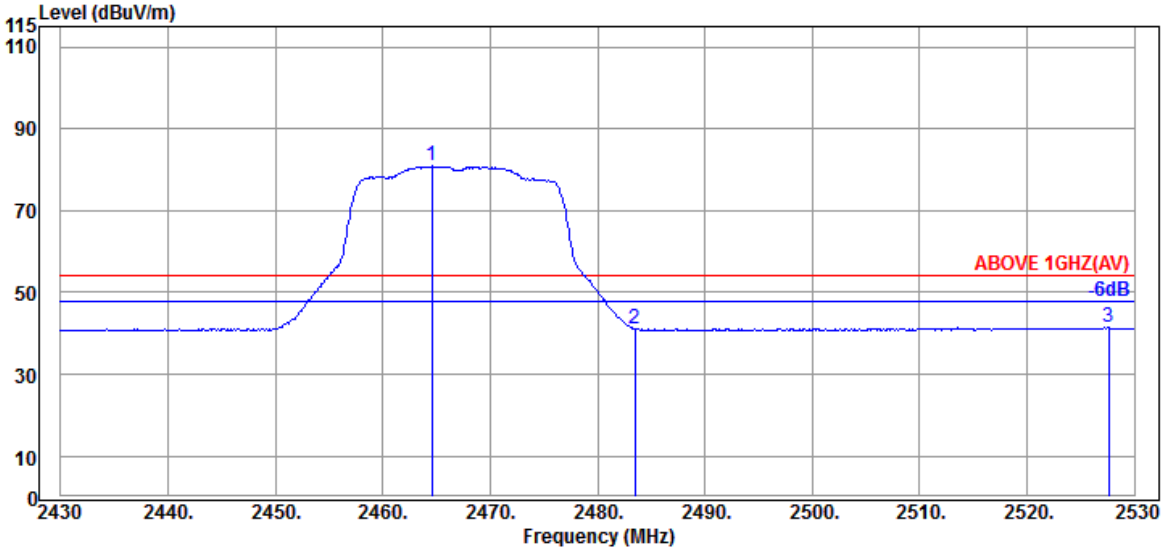

Antenna at Horizontal Polarization

Emission Frequency (MHz)	Antenna Factor (dB/m)	Cable Loss (dB)	Preamp Gain (dB)	Read Level (dBμV)	Emission Level (dBμV/m)	Limits (dBμV/m)	Margin (dB)	Detector
@ 2464.600	32.30	6.15	34.55	76.95	80.85	---	---	Average
2483.500	32.30	6.18	34.55	37.24	41.17	54.00	12.83	Average
2527.600	32.41	6.25	34.57	37.36	41.45	54.00	12.55	Average

Remark: The "@" means fundamental frequency, it is ignored in this section.

This test report may be reproduced in full only. The document may only be updated by Audix Technology Corp. personnel. Any changes will be noted in the Document History section of the report.

Audix Technology Corp.
No. 491, Zhongfu Rd., Linkou Dist.,
New Taipei City244, Taiwan

Tel: +886 2 26099301
Fax: +886 2 26099303

Mode	802.11ax-HE20	Frequency	TX 2467MHz

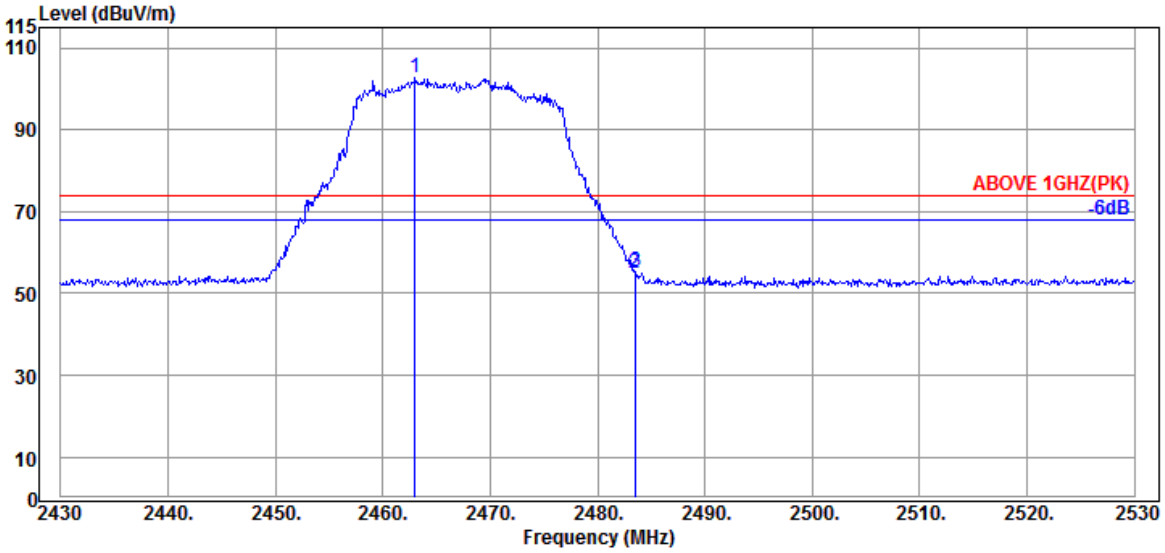

Antenna at Vertical Polarization

Emission Frequency (MHz)	Antenna Factor (dB/m)	Cable Loss (dB)	Preamp Gain (dB)	Read Level (dBμV)	Emission Level (dBμV/m)	Limits (dBμV/m)	Margin (dB)	Detector
@ 2463.000	32.30	6.15	34.55	98.70	102.60	---	---	Peak
2483.500	32.30	6.18	34.55	51.07	55.00	74.00	19.00	Peak
2483.600	32.30	6.18	34.55	51.33	55.26	74.00	18.74	Peak

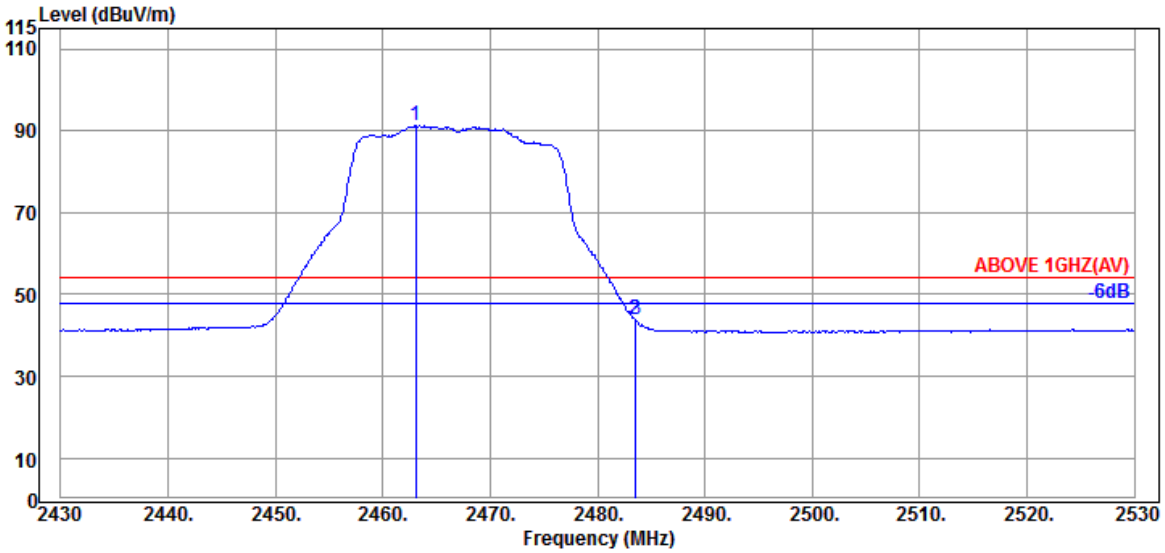

Antenna at Vertical Polarization

Emission Frequency (MHz)	Antenna Factor (dB/m)	Cable Loss (dB)	Preamp Gain (dB)	Read Level (dBμV)	Emission Level (dBμV/m)	Limits (dBμV/m)	Margin (dB)	Detector
@ 2463.100	32.30	6.15	34.55	87.27	91.17	---	---	Average
2483.500	32.30	6.18	34.55	39.95	43.88	54.00	10.12	Average
2483.600	32.30	6.18	34.55	39.78	43.71	54.00	10.29	Average

Remark: The "@" means fundamental frequency, it is ignored in this section.

This test report may be reproduced in full only. The document may only be updated by Audix Technology Corp. personnel. Any changes will be noted in the Document History section of the report.

Audix Technology Corp.
No. 491, Zhongfu Rd., Linkou Dist.,
New Taipei City244, Taiwan
Tel: +886 2 26099301
Fax: +886 2 26099303

Mode	802.11ax-HE20	Frequency	TX 2472MHz

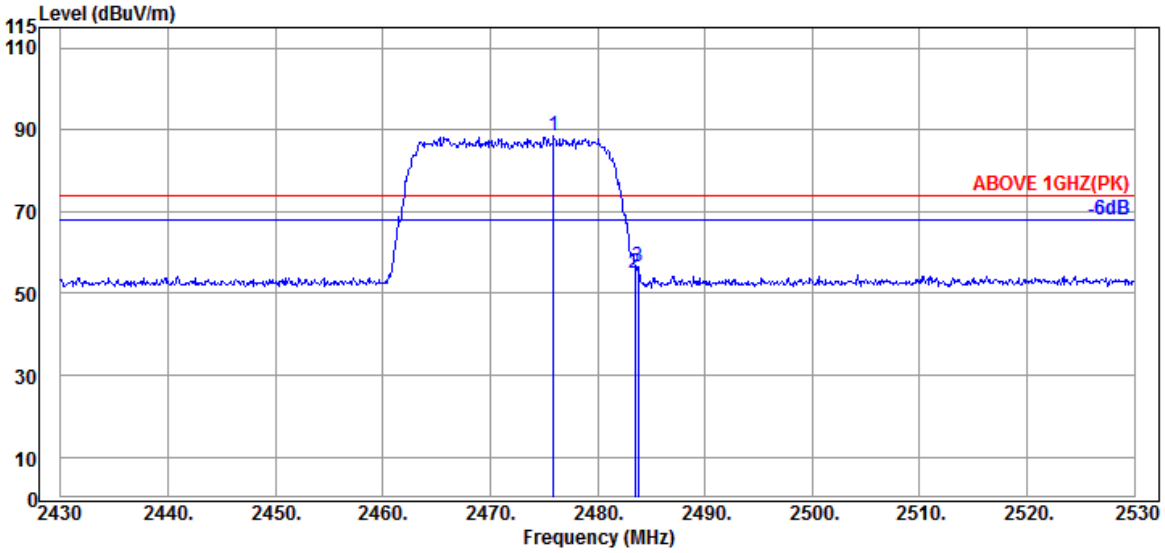

Antenna at Horizontal Polarization

Emission Frequency (MHz)	Antenna Factor (dB/m)	Cable Loss (dB)	Preamp Gain (dB)	Read Level (dBμV)	Emission Level (dBμV/m)	Limits (dBμV/m)	Margin (dB)	Detector
@ 2475.900	32.30	6.18	34.55	84.63	88.56	---	---	Peak
2483.500	32.30	6.18	34.55	51.06	54.99	74.00	19.01	Peak
2483.800	32.30	6.18	34.55	52.66	56.59	74.00	17.41	Peak

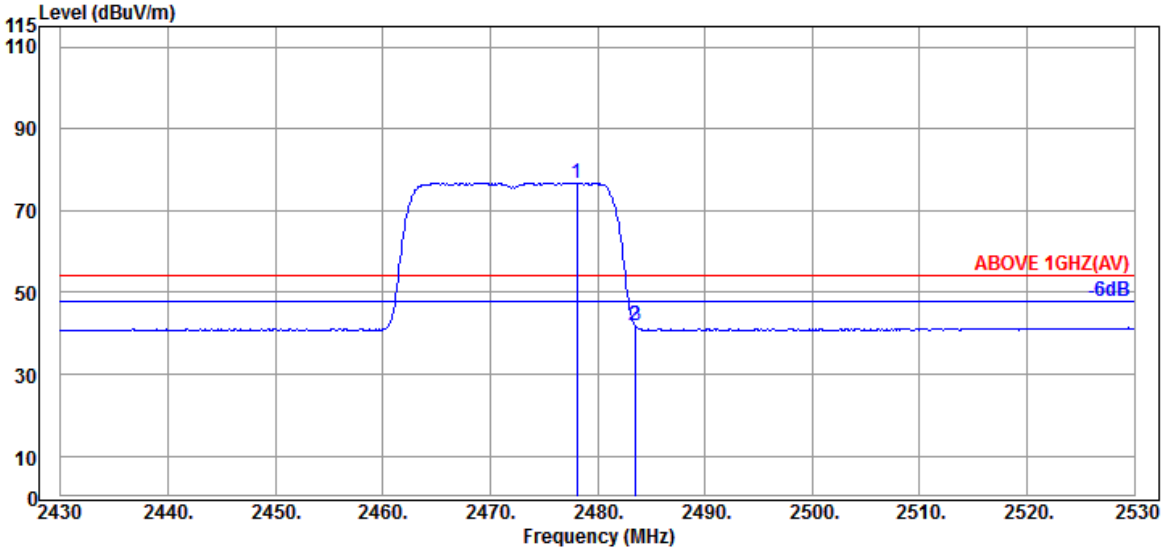

Antenna at Horizontal Polarization

Emission Frequency (MHz)	Antenna Factor (dB/m)	Cable Loss (dB)	Preamp Gain (dB)	Read Level (dBμV)	Emission Level (dBμV/m)	Limits (dBμV/m)	Margin (dB)	Detector
@ 2478.100	32.30	6.18	34.55	72.85	76.78	---	---	Average
2483.500	32.30	6.18	34.55	38.16	42.09	54.00	11.91	Average
2483.600	32.30	6.18	34.55	37.80	41.73	54.00	12.27	Average

Remark: The "@" means fundamental frequency, it is ignored in this section.

This test report may be reproduced in full only. The document may only be updated by Audix Technology Corp. personnel. Any changes will be noted in the Document History section of the report.

Audix Technology Corp.
No. 491, Zhongfu Rd., Linkou Dist.,
New Taipei City244, Taiwan

Tel: +886 2 26099301
Fax: +886 2 26099303

Mode	802.11ax-HE20	Frequency	TX 2472MHz

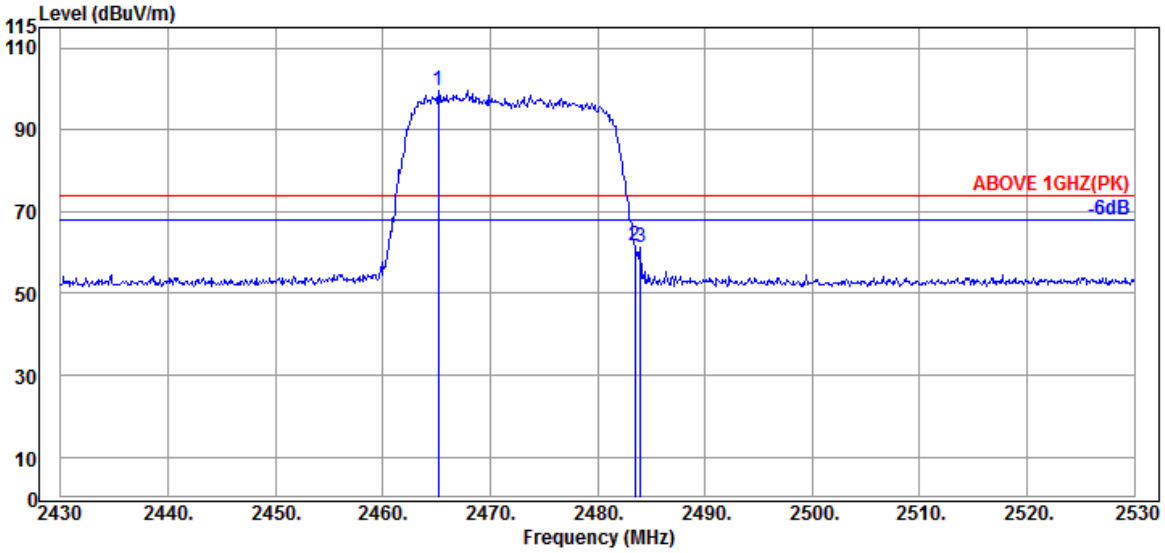

Antenna at Vertical Polarization

Emission Frequency (MHz)	Antenna Factor (dB/m)	Cable Loss (dB)	Preamp Gain (dB)	Read Level (dBμV)	Emission Level (dBμV/m)	Limits (dBμV/m)	Margin (dB)	Detector
@ 2465.200	32.30	6.15	34.55	95.78	99.68	---	---	Peak
2483.500	32.30	6.18	34.55	57.61	61.54	74.00	12.46	Peak
2484.000	32.30	6.18	34.55	57.15	61.08	74.00	12.92	Peak

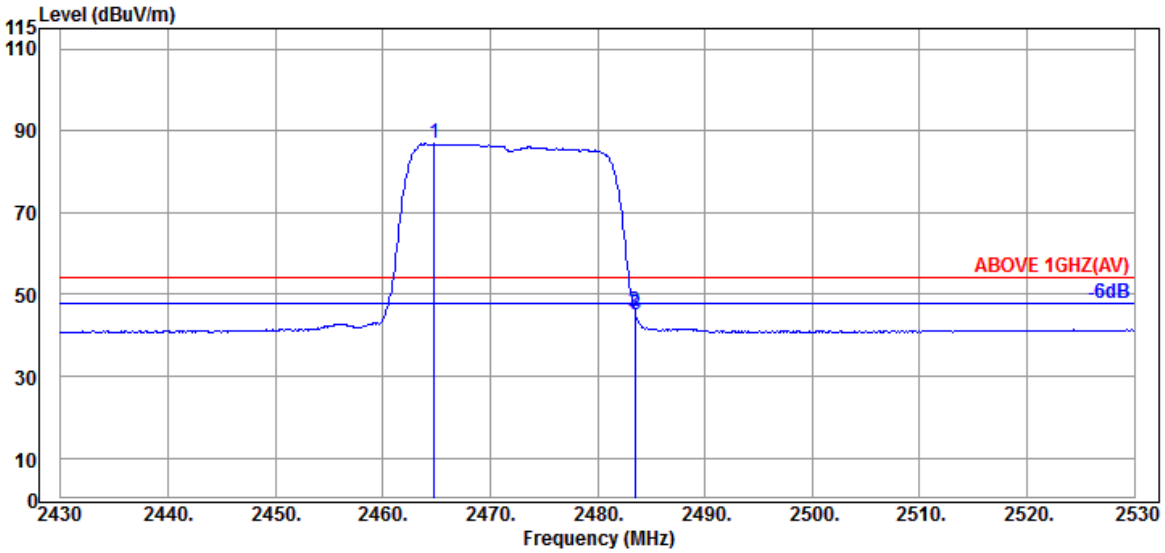

Antenna at Vertical Polarization

Emission Frequency (MHz)	Antenna Factor (dB/m)	Cable Loss (dB)	Preamp Gain (dB)	Read Level (dBμV)	Emission Level (dBμV/m)	Limits (dBμV/m)	Margin (dB)	Detector
@ 2464.800	32.30	6.15	34.55	82.95	86.85	---	---	Average
2483.500	32.30	6.18	34.55	42.06	45.99	54.00	8.01	Average
2483.600	32.30	6.18	34.55	41.10	45.03	54.00	8.97	Average

Remark: The "@" means fundamental frequency, it is ignored in this section.

This test report may be reproduced in full only. The document may only be updated by Audix Technology Corp. personnel. Any changes will be noted in the Document History section of the report.

Audix Technology Corp.
No. 491, Zhongfu Rd., Linkou Dist.,
New Taipei City244, Taiwan
Tel: +886 2 26099301
Fax: +886 2 26099303

Mode	802.11ax-HE40	Frequency	TX 2422MHz

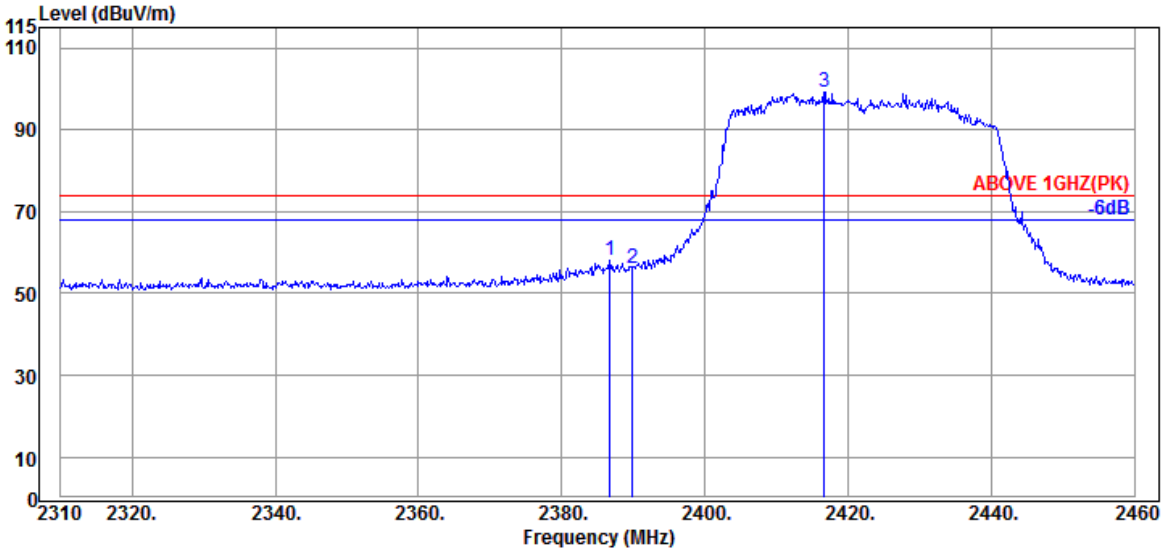

Antenna at Horizontal Polarization

Emission Frequency (MHz)	Antenna Factor (dB/m)	Cable Loss (dB)	Preamp Gain (dB)	Read Level (dBμV)	Emission Level (dBμV/m)	Limits (dBμV/m)	Margin (dB)	Detector
2386.800	31.89	6.04	34.53	54.67	58.07	74.00	15.93	Peak
2389.950	31.89	6.04	34.54	52.58	55.97	74.00	18.03	Peak
@ 2416.650	31.94	6.07	34.54	95.65	99.12	---	---	Peak

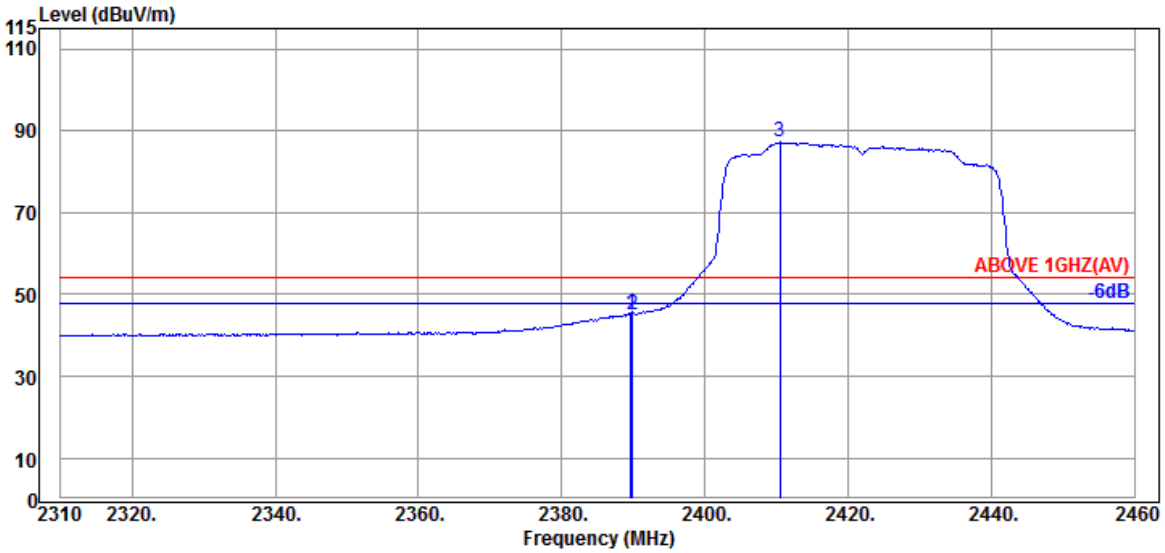

Antenna at Horizontal Polarization

Emission Frequency (MHz)	Antenna Factor (dB/m)	Cable Loss (dB)	Preamp Gain (dB)	Read Level (dBμV)	Emission Level (dBμV/m)	Limits (dBμV/m)	Margin (dB)	Detector
2389.650	31.89	6.04	34.53	41.98	45.38	54.00	8.62	Average
2389.950	31.89	6.04	34.54	41.70	45.09	54.00	8.91	Average
@ 2410.500	31.87	6.07	34.54	83.83	87.23	---	---	Average

Remark: The "@" means fundamental frequency, it is ignored in this section.

This test report may be reproduced in full only. The document may only be updated by Audix Technology Corp. personnel. Any changes will be noted in the Document History section of the report.

Audix Technology Corp.
No. 491, Zhongfu Rd., Linkou Dist.,
New Taipei City244, Taiwan

Tel: +886 2 26099301
Fax: +886 2 26099303

Mode	802.11ax-HE40	Frequency	TX 2422MHz

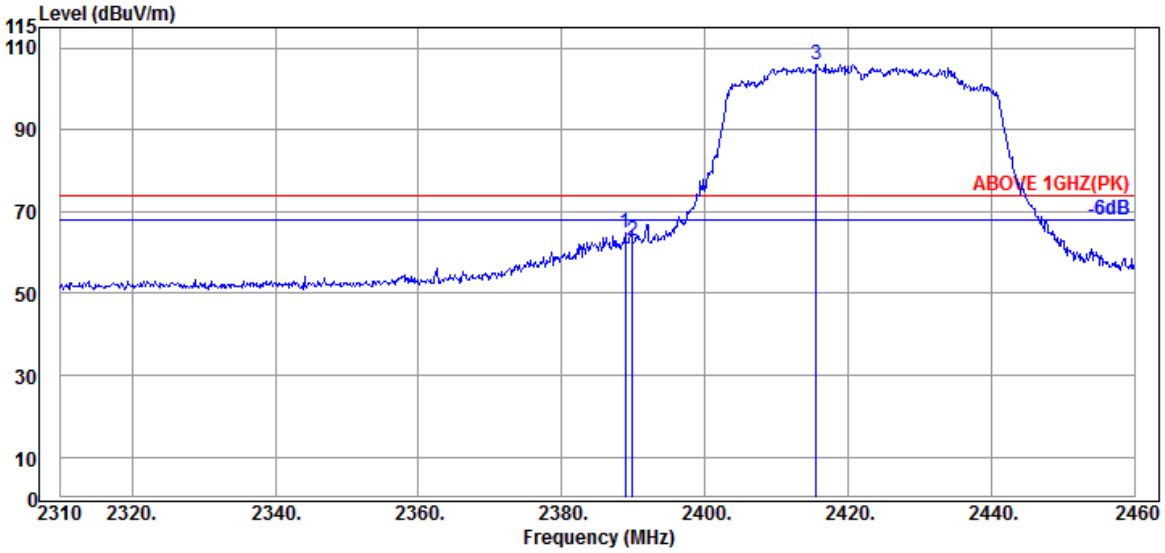

Antenna at Vertical Polarization

Emission Frequency (MHz)	Antenna Factor (dB/m)	Cable Loss (dB)	Preamp Gain (dB)	Read Level (dBμV)	Emission Level (dBμV/m)	Limits (dBμV/m)	Margin (dB)	Detector
2388.900	31.89	6.04	34.53	61.54	64.94	74.00	9.06	Peak
2389.950	31.89	6.04	34.54	59.37	62.76	74.00	11.24	Peak
@ 2415.600	31.94	6.07	34.54	102.61	106.08	---	---	Peak

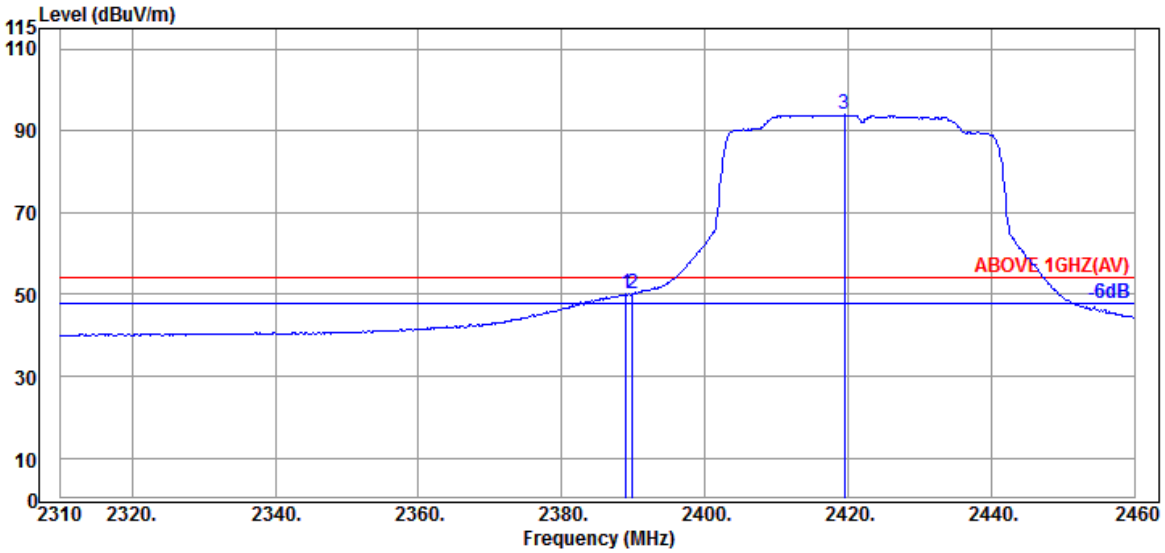

Antenna at Vertical Polarization

Emission Frequency (MHz)	Antenna Factor (dB/m)	Cable Loss (dB)	Preamp Gain (dB)	Read Level (dBμV)	Emission Level (dBμV/m)	Limits (dBμV/m)	Margin (dB)	Detector
2389.050	31.89	6.04	34.53	46.75	50.15	54.00	3.85	Average
2389.950	31.89	6.04	34.54	46.68	50.07	54.00	3.93	Average
@ 2419.500	32.01	6.10	34.54	90.33	93.90	---	---	Average

Remark: The "@" means fundamental frequency, it is ignored in this section.

This test report may be reproduced in full only. The document may only be updated by Audix Technology Corp. personnel. Any changes will be noted in the Document History section of the report.

Audix Technology Corp.
No. 491, Zhongfu Rd., Linkou Dist.,
New Taipei City244, Taiwan

Tel: +886 2 26099301
Fax: +886 2 26099303

Mode	802.11ax-HE40	Frequency	TX 2452MHz

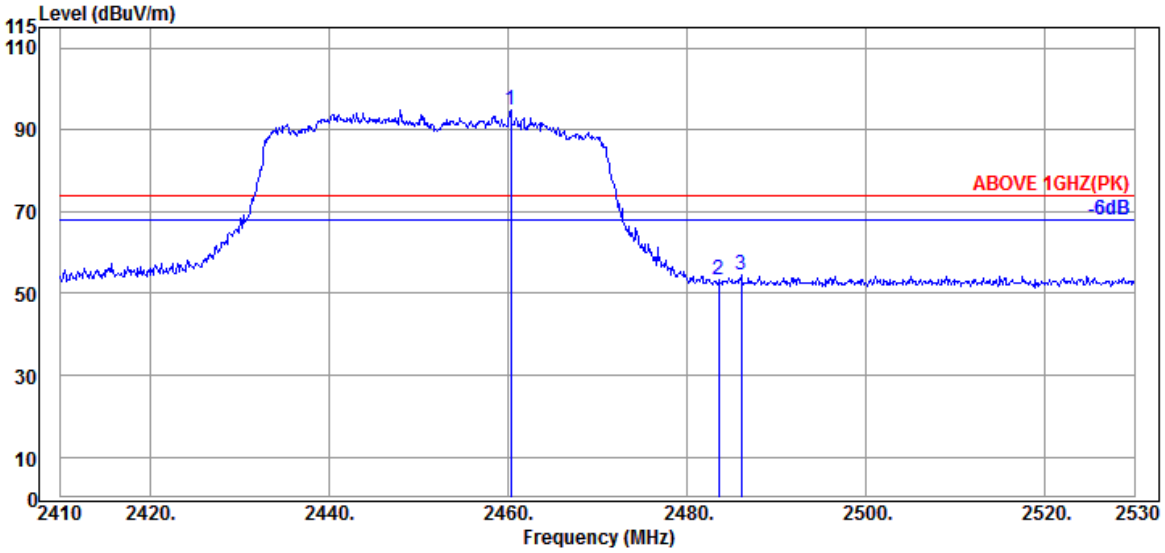

Antenna at Horizontal Polarization

Emission Frequency (MHz)	Antenna Factor (dB/m)	Cable Loss (dB)	Preamp Gain (dB)	Read Level (dBμV)	Emission Level (dBμV/m)	Limits (dBμV/m)	Margin (dB)	Detector
@ 2460.280	32.30	6.15	34.55	90.99	94.89	---	---	Peak
2483.560	32.30	6.18	34.55	49.28	53.21	74.00	20.79	Peak
2486.080	32.30	6.18	34.55	50.49	54.42	74.00	19.58	Peak

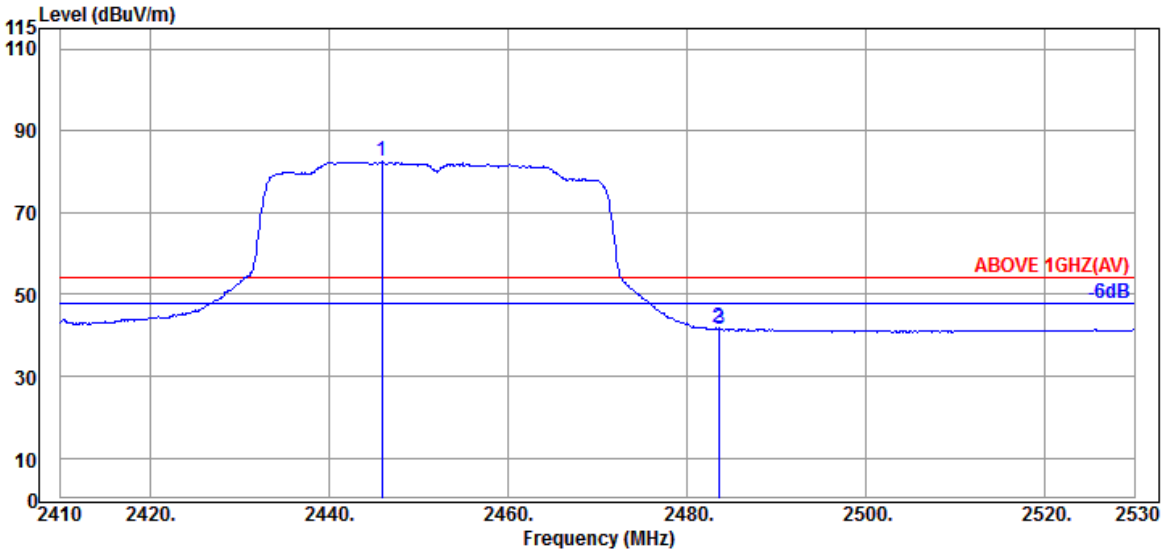

Antenna at Horizontal Polarization

Emission Frequency (MHz)	Antenna Factor (dB/m)	Cable Loss (dB)	Preamp Gain (dB)	Read Level (dBμV)	Emission Level (dBμV/m)	Limits (dBμV/m)	Margin (dB)	Detector
@ 2445.880	32.23	6.13	34.55	78.68	82.49	---	---	Average
2483.560	32.30	6.18	34.55	37.81	41.74	54.00	12.26	Average
2483.680	32.30	6.18	34.55	37.76	41.69	54.00	12.31	Average

Remark: The "@" means fundamental frequency, it is ignored in this section.

This test report may be reproduced in full only. The document may only be updated by Audix Technology Corp. personnel. Any changes will be noted in the Document History section of the report.

Audix Technology Corp.
No. 491, Zhongfu Rd., Linkou Dist.,
New Taipei City244, Taiwan

Tel: +886 2 26099301
Fax: +886 2 26099303

Mode	802.11ax-HE40	Frequency	TX 2452MHz

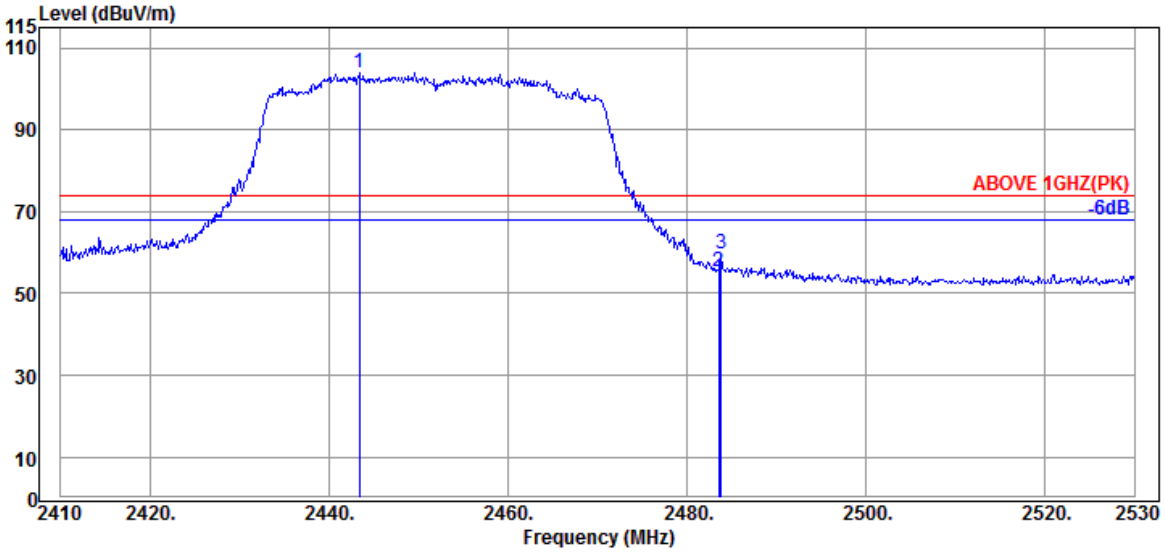

Antenna at Vertical Polarization

Emission Frequency (MHz)	Antenna Factor (dB/m)	Cable Loss (dB)	Preamp Gain (dB)	Read Level (dBμV)	Emission Level (dBμV/m)	Limits (dBμV/m)	Margin (dB)	Detector
@ 2443.360	32.23	6.13	34.55	100.19	104.00	---	---	Peak
2483.560	32.30	6.18	34.55	51.46	55.39	74.00	18.61	Peak
2483.800	32.30	6.18	34.55	55.76	59.69	74.00	14.31	Peak

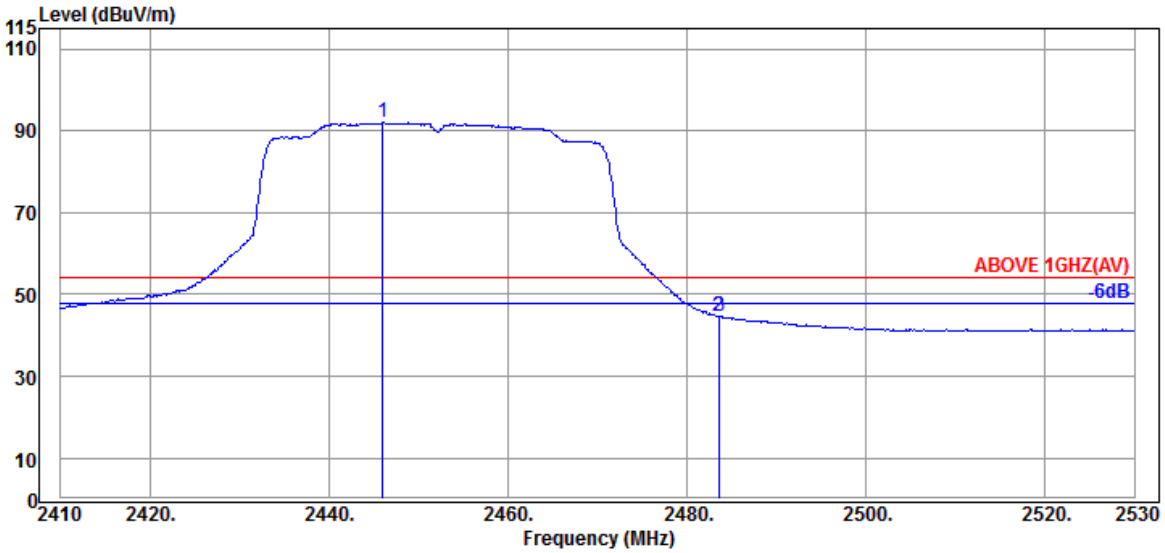

Antenna at Vertical Polarization

Emission Frequency (MHz)	Antenna Factor (dB/m)	Cable Loss (dB)	Preamp Gain (dB)	Read Level (dBμV)	Emission Level (dBμV/m)	Limits (dBμV/m)	Margin (dB)	Detector
@ 2446.000	32.23	6.13	34.55	88.43	92.24	---	---	Average
2483.560	32.30	6.18	34.55	40.75	44.68	54.00	9.32	Average
2483.680	32.30	6.18	34.55	40.69	44.62	54.00	9.38	Average

Remark: The "@" means fundamental frequency, it is ignored in this section.

This test report may be reproduced in full only. The document may only be updated by Audix Technology Corp. personnel. Any changes will be noted in the Document History section of the report.

Audix Technology Corp.
No. 491, Zhongfu Rd., Linkou Dist.,
New Taipei City244, Taiwan

Tel: +886 2 26099301
Fax: +886 2 26099303

Mode	802.11ax-HE40	Frequency	TX 2457MHz

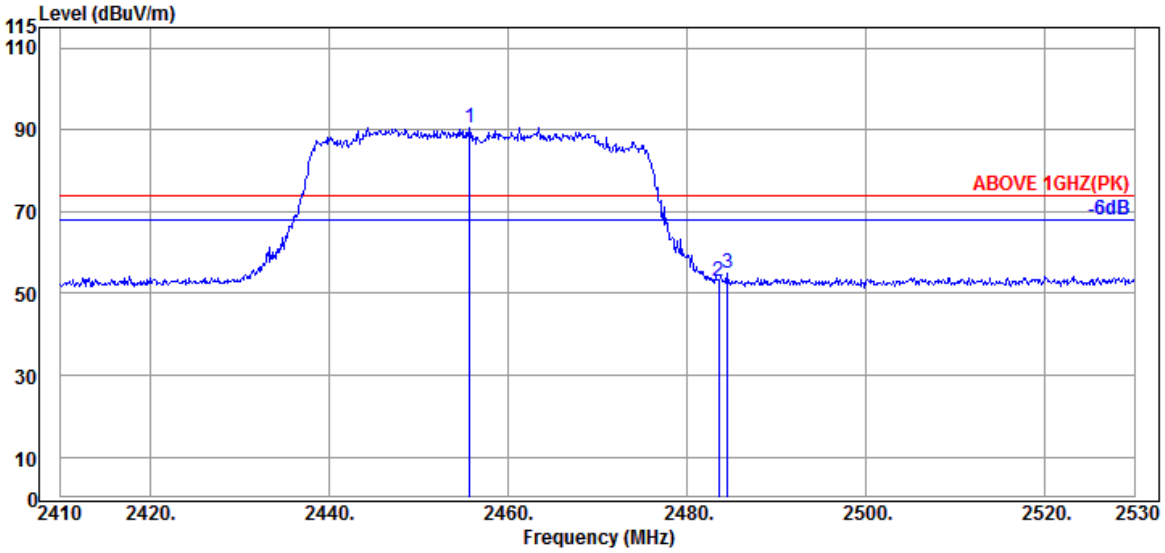

Antenna at Horizontal Polarization

Emission Frequency (MHz)	Antenna Factor (dB/m)	Cable Loss (dB)	Preamp Gain (dB)	Read Level (dBμV)	Emission Level (dBμV/m)	Limits (dBμV/m)	Margin (dB)	Detector
@ 2455.720	32.30	6.15	34.55	86.74	90.64	---	---	Peak
2483.560	32.30	6.18	34.55	48.94	52.87	74.00	21.13	Peak
2484.520	32.30	6.18	34.55	51.06	54.99	74.00	19.01	Peak

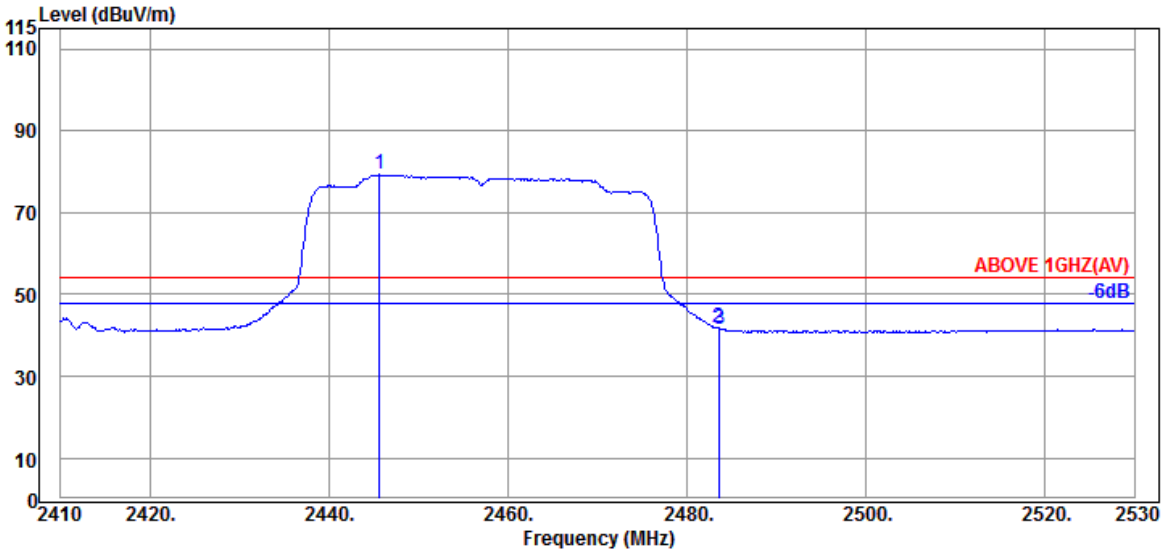

Antenna at Horizontal Polarization

Emission Frequency (MHz)	Antenna Factor (dB/m)	Cable Loss (dB)	Preamp Gain (dB)	Read Level (dBμV)	Emission Level (dBμV/m)	Limits (dBμV/m)	Margin (dB)	Detector
@ 2445.640	32.23	6.13	34.55	75.44	79.25	---	---	Average
2483.560	32.30	6.18	34.55	37.87	41.80	54.00	12.20	Average
2483.680	32.30	6.18	34.55	37.76	41.69	54.00	12.31	Average

Remark: The "@" means fundamental frequency, it is ignored in this section.

This test report may be reproduced in full only. The document may only be updated by Audix Technology Corp. personnel. Any changes will be noted in the Document History section of the report.

Audix Technology Corp.
No. 491, Zhongfu Rd., Linkou Dist.,
New Taipei City244, Taiwan

Tel: +886 2 26099301
Fax: +886 2 26099303

Mode	802.11ax-HE40	Frequency	TX 2457MHz

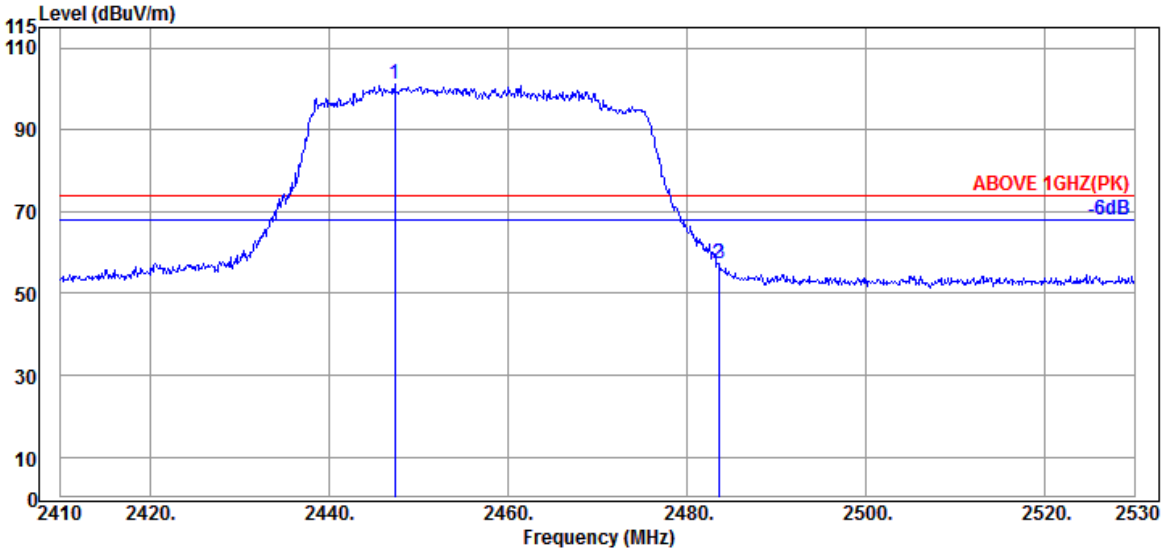

Antenna at Vertical Polarization

Emission Frequency (MHz)	Antenna Factor (dB/m)	Cable Loss (dB)	Preamp Gain (dB)	Read Level (dBμV)	Emission Level (dBμV/m)	Limits (dBμV/m)	Margin (dB)	Detector
@ 2447.320	32.30	6.13	34.55	97.10	100.98	---	---	Peak
2483.560	32.30	6.18	34.55	53.50	57.43	74.00	16.57	Peak
2483.680	32.30	6.18	34.55	53.27	57.20	74.00	16.80	Peak

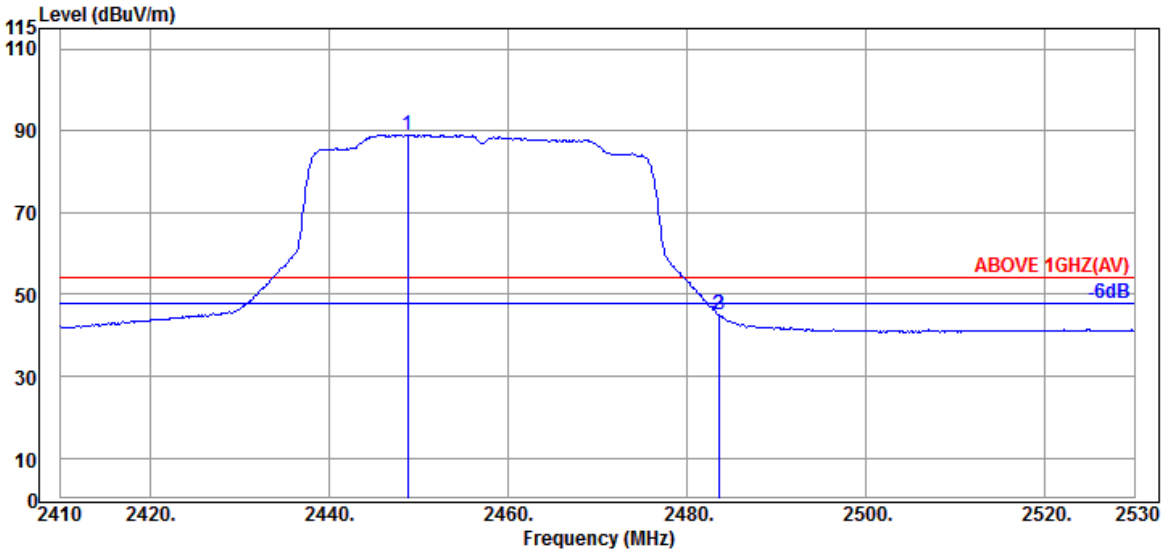

Antenna at Vertical Polarization

Emission Frequency (MHz)	Antenna Factor (dB/m)	Cable Loss (dB)	Preamp Gain (dB)	Read Level (dBμV)	Emission Level (dBμV/m)	Limits (dBμV/m)	Margin (dB)	Detector
@ 2448.760	32.30	6.13	34.55	85.20	89.08	---	---	Average
2483.560	32.30	6.18	34.55	41.18	45.11	54.00	8.89	Average
2483.680	32.30	6.18	34.55	40.94	44.87	54.00	9.13	Average

Remark: The "@" means fundamental frequency, it is ignored in this section.

This test report may be reproduced in full only. The document may only be updated by Audix Technology Corp. personnel. Any changes will be noted in the Document History section of the report.

Audix Technology Corp.
No. 491, Zhongfu Rd., Linkou Dist.,
New Taipei City244, Taiwan

Tel: +886 2 26099301
Fax: +886 2 26099303

Mode	802.11ax-HE40	Frequency	TX 2462MHz

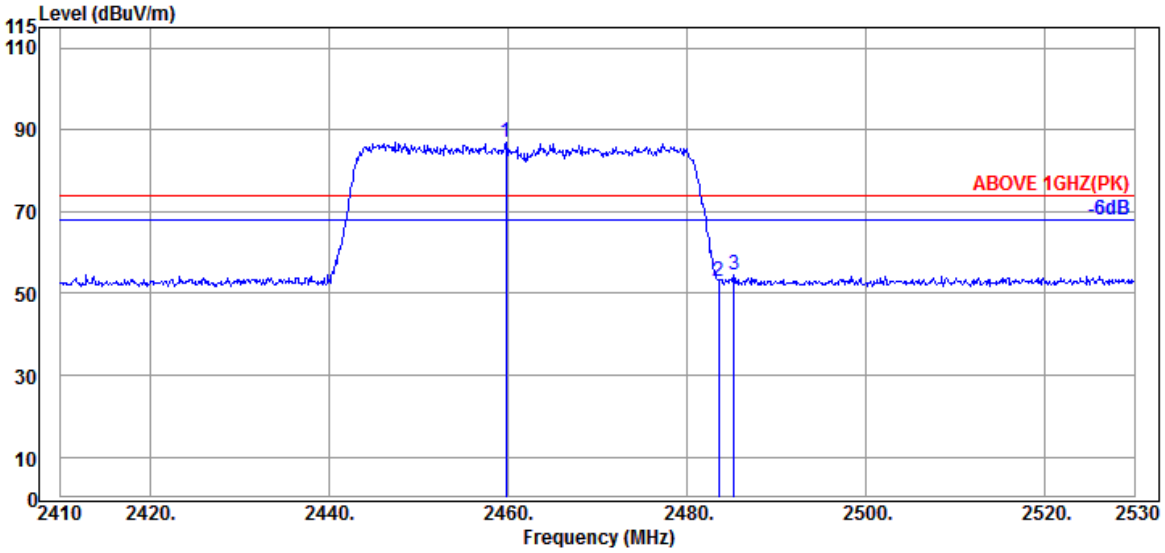

Antenna at Horizontal Polarization

Emission Frequency (MHz)	Antenna Factor (dB/m)	Cable Loss (dB)	Preamp Gain (dB)	Read Level (dBμV)	Emission Level (dBμV/m)	Limits (dBμV/m)	Margin (dB)	Detector
@ 2459.800	32.30	6.15	34.55	83.16	87.06	---	---	Peak
2483.560	32.30	6.18	34.55	49.00	52.93	74.00	21.07	Peak
2485.240	32.30	6.18	34.55	50.75	54.68	74.00	19.32	Peak

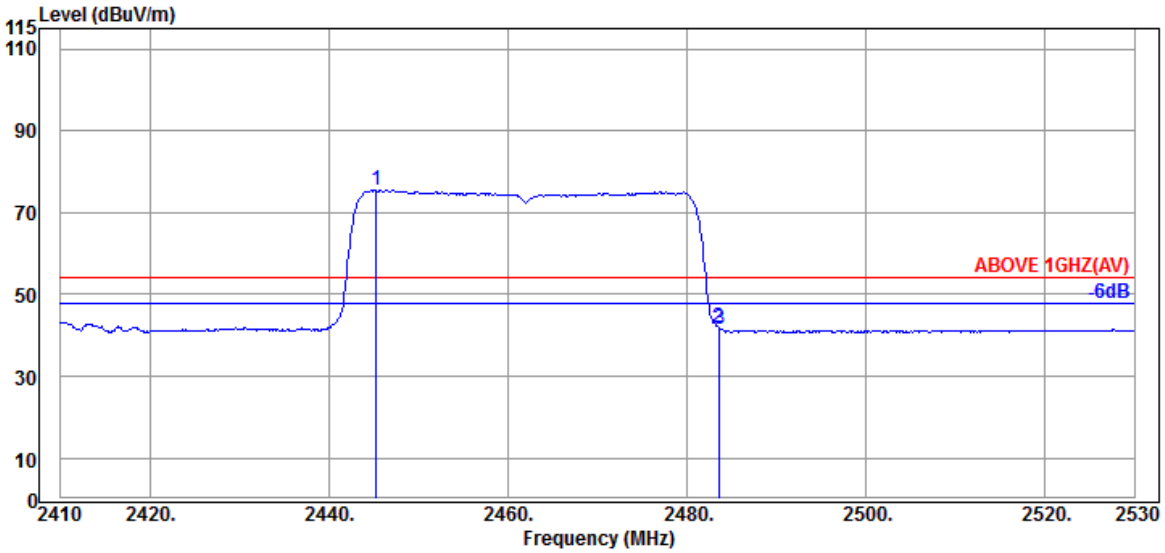

Antenna at Horizontal Polarization

Emission Frequency (MHz)	Antenna Factor (dB/m)	Cable Loss (dB)	Preamp Gain (dB)	Read Level (dBμV)	Emission Level (dBμV/m)	Limits (dBμV/m)	Margin (dB)	Detector
@ 2445.280	32.23	6.13	34.55	71.56	75.37	---	---	Average
2483.560	32.30	6.18	34.55	37.96	41.89	54.00	12.11	Average
2483.680	32.30	6.18	34.55	37.65	41.58	54.00	12.42	Average

Remark: The "@" means fundamental frequency, it is ignored in this section.

This test report may be reproduced in full only. The document may only be updated by Audix Technology Corp. personnel. Any changes will be noted in the Document History section of the report.

Audix Technology Corp.
No. 491, Zhongfu Rd., Linkou Dist.,
New Taipei City244, Taiwan

Tel: +886 2 26099301
Fax: +886 2 26099303

Mode	802.11ax-HE40	Frequency	TX 2462MHz

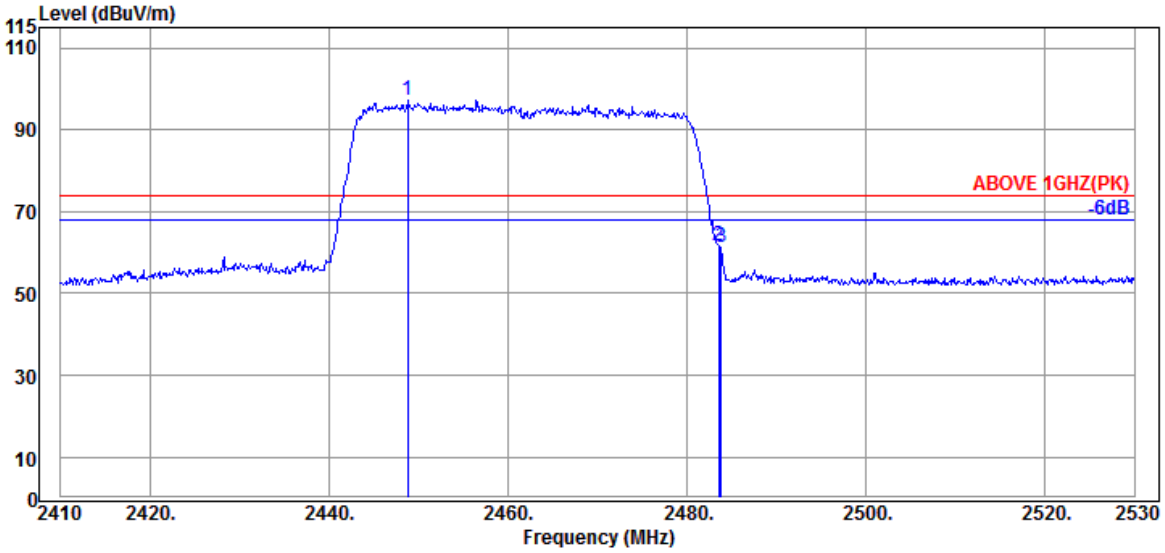

Antenna at Vertical Polarization

Emission Frequency (MHz)	Antenna Factor (dB/m)	Cable Loss (dB)	Preamp Gain (dB)	Read Level (dBμV)	Emission Level (dBμV/m)	Limits (dBμV/m)	Margin (dB)	Detector
@ 2448.760	32.30	6.13	34.55	93.24	97.12	---	---	Peak
2483.560	32.30	6.18	34.55	57.55	61.48	74.00	12.52	Peak
2483.800	32.30	6.18	34.55	57.28	61.21	74.00	12.79	Peak

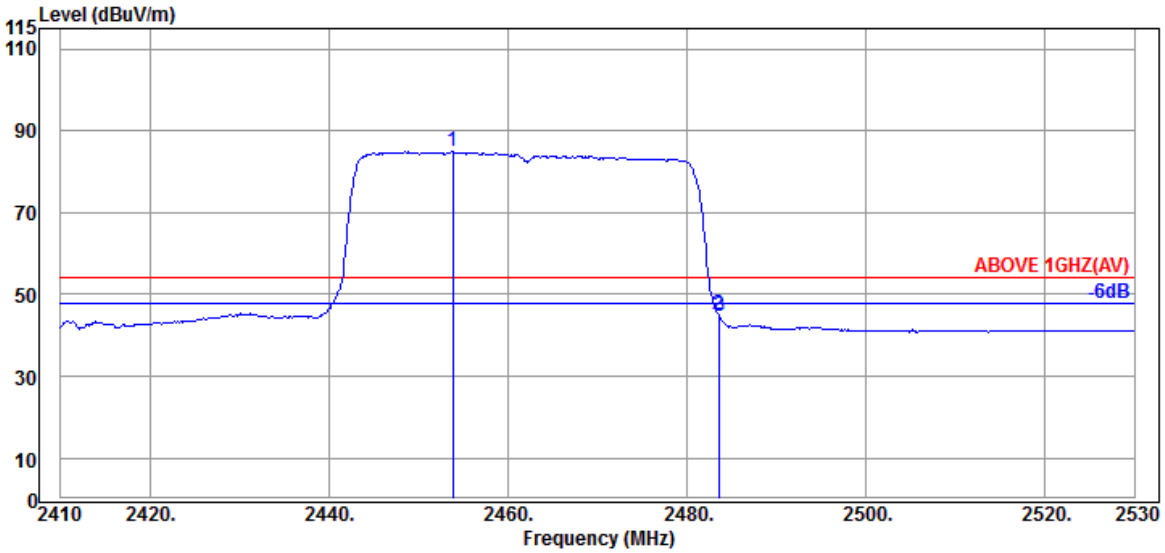

Antenna at Vertical Polarization

Emission Frequency (MHz)	Antenna Factor (dB/m)	Cable Loss (dB)	Preamp Gain (dB)	Read Level (dBμV)	Emission Level (dBμV/m)	Limits (dBμV/m)	Margin (dB)	Detector
@ 2453.800	32.30	6.15	34.55	80.97	84.87	---	---	Average
2483.560	32.30	6.18	34.55	41.05	44.98	54.00	9.02	Average
2483.680	32.30	6.18	34.55	40.76	44.69	54.00	9.31	Average

Remark: The "@" means fundamental frequency, it is ignored in this section.

This test report may be reproduced in full only. The document may only be updated by Audix Technology Corp. personnel. Any changes will be noted in the Document History section of the report.

Audix Technology Corp.
No. 491, Zhongfu Rd., Linkou Dist.,
New Taipei City244, Taiwan

Tel: +886 2 26099301
Fax: +886 2 26099303

Mode	802.11ax-HE20	Frequency	TX 2412MHz
		RU Configuration	26/0

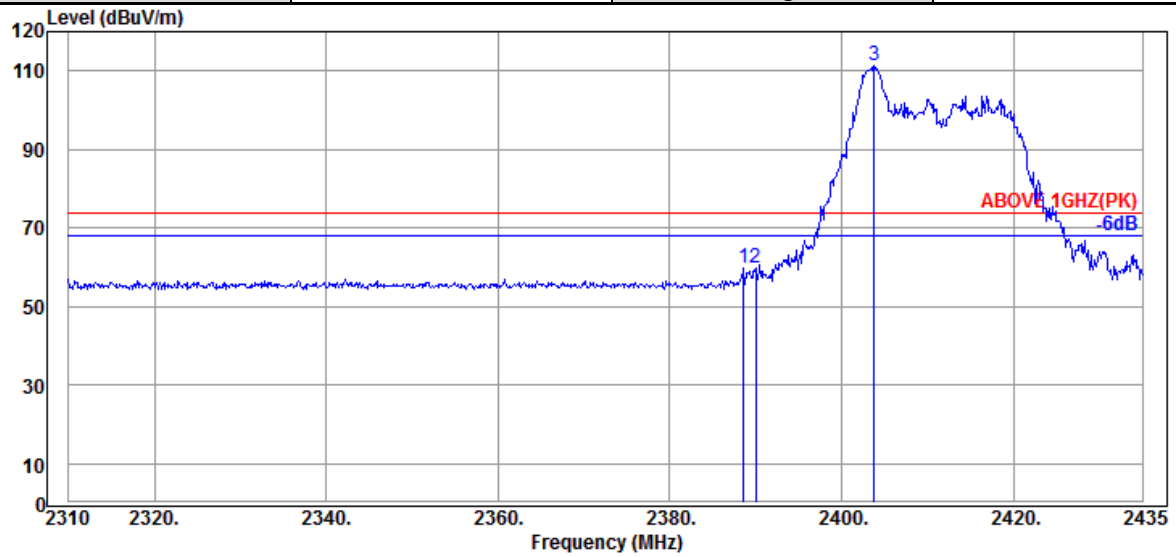

Antenna at Horizontal Polarization

Emission Frequency (MHz)	Antenna Factor (dB/m)	Cable Loss (dB)	Preamp Gain (dB)	Read Level (dBμV)	Emission Level (dBμV/m)	Limits (dBμV/m)	Margin (dB)	Detector
2388.625	31.89	6.04	34.53	56.40	59.80	74.00	14.20	Peak
2390.000	31.89	6.04	34.54	56.57	59.96	74.00	14.04	Peak
@ 2403.750	31.80	6.07	34.54	108.21	111.54	---	---	Peak

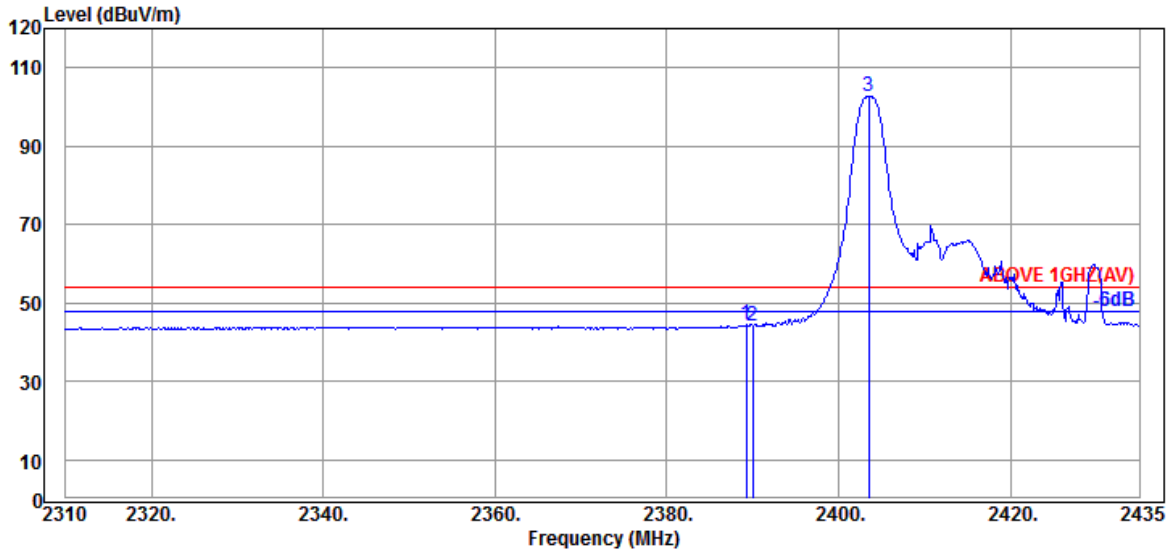

Antenna at Horizontal Polarization

Emission Frequency (MHz)	Antenna Factor (dB/m)	Cable Loss (dB)	Preamp Gain (dB)	Read Level (dBμV)	Emission Level (dBμV/m)	Limits (dBμV/m)	Margin (dB)	Detector
2389.250	31.89	6.04	34.53	41.17	44.57	54.00	9.43	Average
2390.000	31.89	6.04	34.54	40.92	44.31	54.00	9.69	Average
@ 2403.500	31.80	6.07	34.54	99.36	102.69	---	---	Average

Remark: The "@" means fundamental frequency, it is ignored in this section.

This test report may be reproduced in full only. The document may only be updated by Audix Technology Corp. personnel. Any changes will be noted in the Document History section of the report.

Audix Technology Corp.
No. 491, Zhongfu Rd., Linkou Dist.,
New Taipei City244, Taiwan

Tel: +886 2 26099301
Fax: +886 2 26099303

Mode	802.11ax-HE20	Frequency	TX 2412MHz
		RU Configuration	26/0

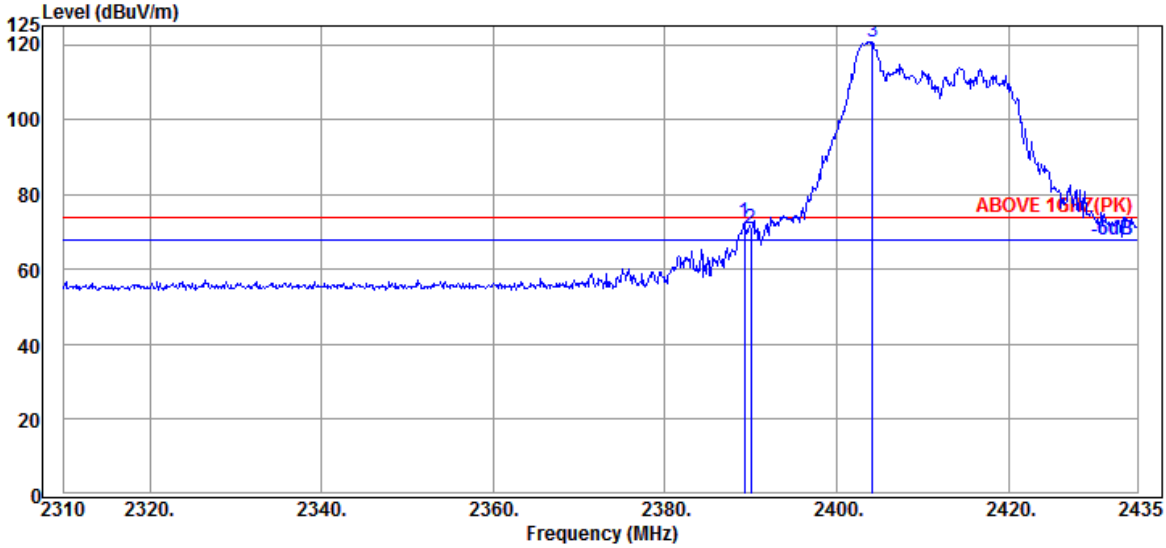

Antenna at Vertical Polarization

Emission Frequency (MHz)	Antenna Factor (dB/m)	Cable Loss (dB)	Preamp Gain (dB)	Read Level (dBμV)	Emission Level (dBμV/m)	Limits (dBμV/m)	Margin (dB)	Detector
2389.250	31.89	6.04	34.53	69.01	72.41	74.00	1.59	Peak
2390.000	31.89	6.04	34.54	67.63	71.02	74.00	2.98	Peak
@ 2404.125	31.80	6.07	34.54	117.57	120.90	---	---	Peak

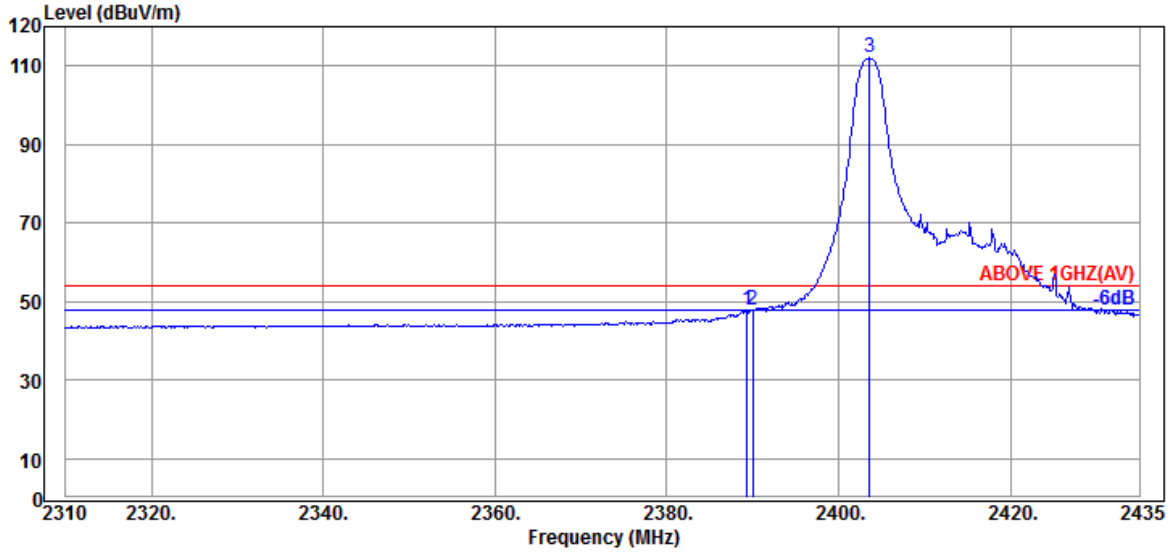

Antenna at Vertical Polarization

Emission Frequency (MHz)	Antenna Factor (dB/m)	Cable Loss (dB)	Preamp Gain (dB)	Read Level (dBμV)	Emission Level (dBμV/m)	Limits (dBμV/m)	Margin (dB)	Detector
2389.375	31.89	6.04	34.53	44.38	47.78	54.00	6.22	Average
2390.000	31.89	6.04	34.54	44.25	47.64	54.00	6.36	Average
@ 2403.625	31.80	6.07	34.54	108.67	112.00	---	---	Average

Remark: The "@" means fundamental frequency, it is ignored in this section.

This test report may be reproduced in full only. The document may only be updated by Audix Technology Corp. personnel. Any changes will be noted in the Document History section of the report.

Audix Technology Corp.
No. 491, Zhongfu Rd., Linkou Dist.,
New Taipei City244, Taiwan

Tel: +886 2 26099301
Fax: +886 2 26099303

Mode	802.11ax-HE20	Frequency	TX 2412MHz
		RU Configuration	52/37

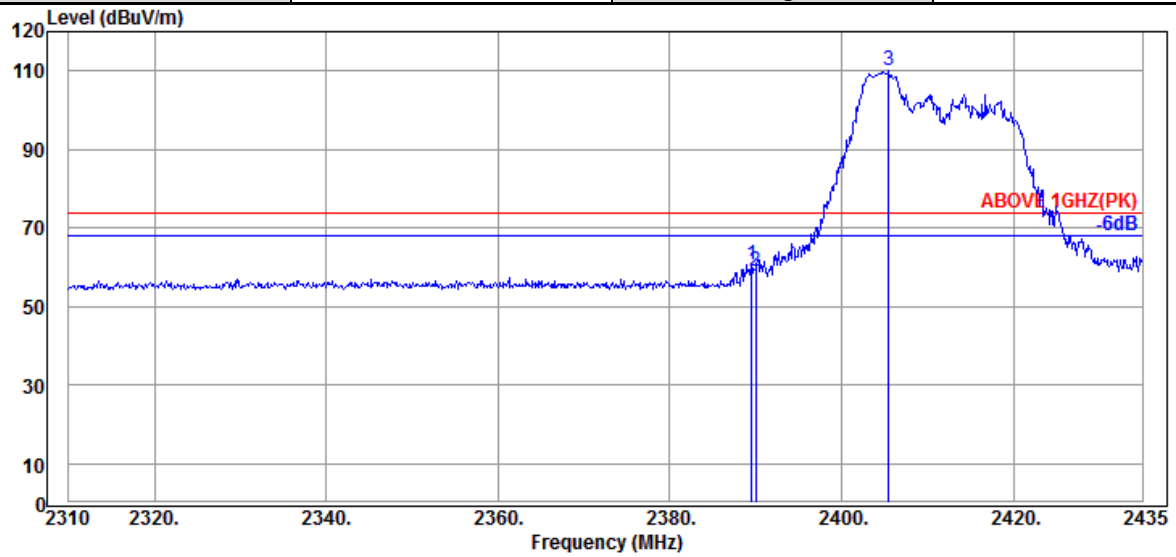

Antenna at Horizontal Polarization

	Emission Frequency (MHz)	Antenna Factor (dB/m)	Cable Loss (dB)	Preamp Gain (dB)	Read Level (dBμV)	Emission Level (dBμV/m)	Limits (dBμV/m)	Margin (dB)	Detector
	2389.500	31.89	6.04	34.53	57.40	60.80	74.00	13.20	Peak
	2390.000	31.89	6.04	34.54	55.60	58.99	74.00	15.01	Peak
@	2405.500	31.87	6.07	34.54	106.51	109.91	---	---	Peak

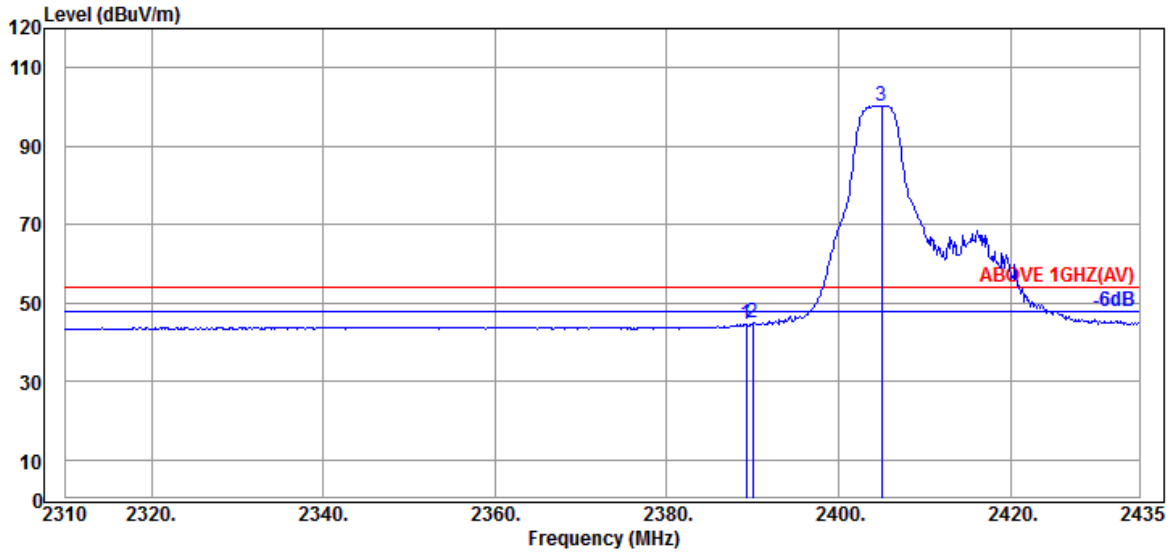

Antenna at Horizontal Polarization

	Emission Frequency (MHz)	Antenna Factor (dB/m)	Cable Loss (dB)	Preamp Gain (dB)	Read Level (dBμV)	Emission Level (dBμV/m)	Limits (dBμV/m)	Margin (dB)	Detector
	2389.250	31.89	6.04	34.53	41.31	44.71	54.00	9.29	Average
	2390.000	31.89	6.04	34.54	41.57	44.96	54.00	9.04	Average
@	2405.000	31.87	6.07	34.54	96.90	100.30	---	---	Average

Remark: The "@" means fundamental frequency, it is ignored in this section.

This test report may be reproduced in full only. The document may only be updated by Audix Technology Corp. personnel. Any changes will be noted in the Document History section of the report.

Audix Technology Corp.
No. 491, Zhongfu Rd., Linkou Dist.,
New Taipei City244, Taiwan

Tel: +886 2 26099301
Fax: +886 2 26099303

Mode	802.11ax-HE20	Frequency	TX 2412MHz
		RU Configuration	52/37

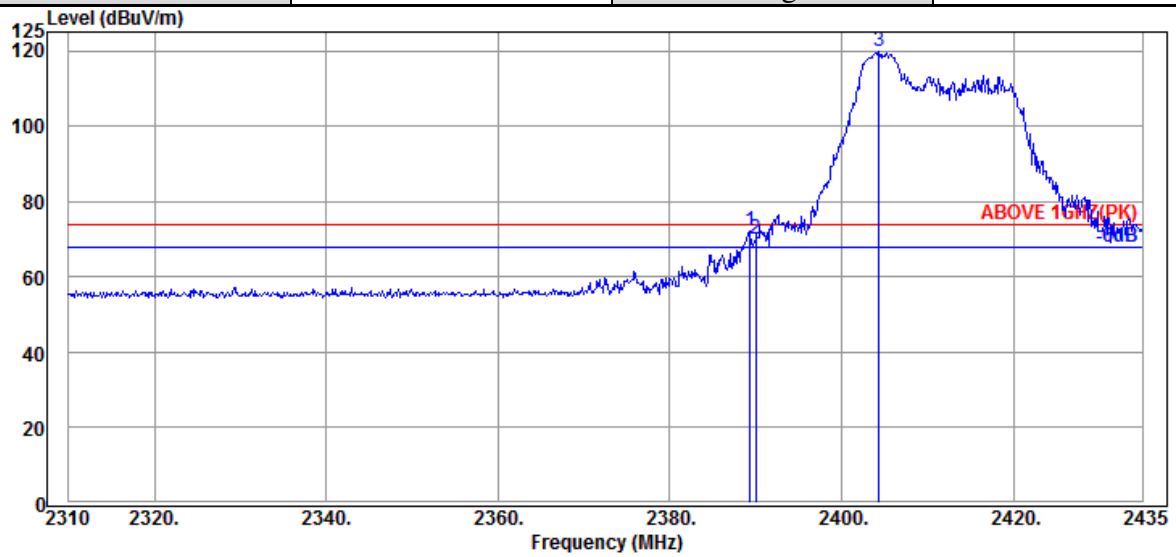

Antenna at Vertical Polarization

Emission Frequency (MHz)	Antenna Factor (dB/m)	Cable Loss (dB)	Preamp Gain (dB)	Read Level (dBµV)	Emission Level (dBµV/m)	Limits (dBµV/m)	Margin (dB)	Detector
2389.375	31.89	6.04	34.53	68.84	72.24	74.00	1.76	Peak
2390.000	31.89	6.04	34.54	66.56	69.95	74.00	4.05	Peak
@ 2404.375	31.87	6.07	34.54	116.42	119.82	---	---	Peak

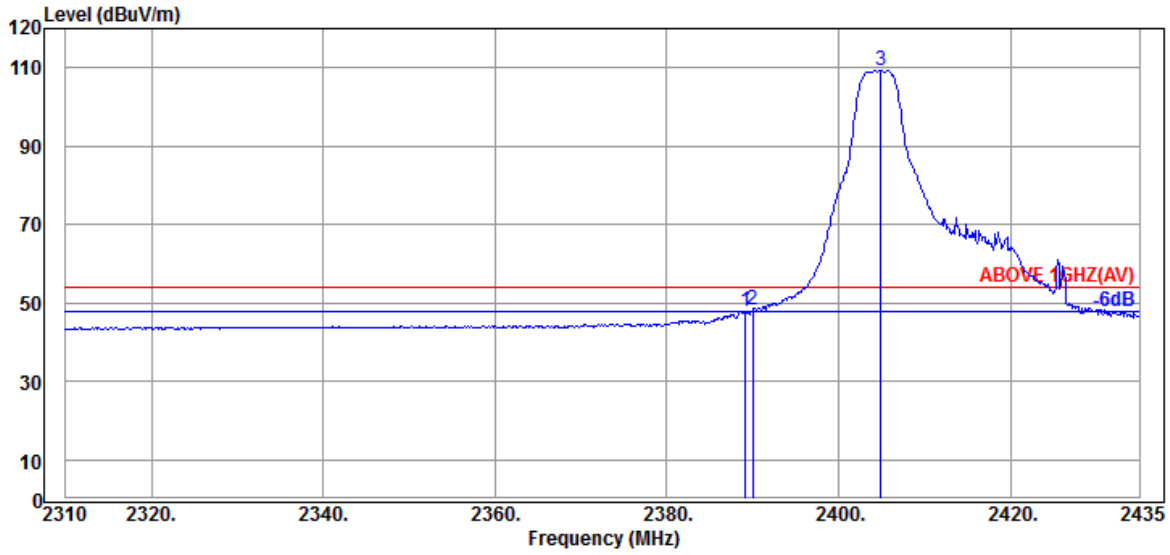

Antenna at Vertical Polarization

Emission Frequency (MHz)	Antenna Factor (dB/m)	Cable Loss (dB)	Preamp Gain (dB)	Read Level (dBµV)	Emission Level (dBµV/m)	Limits (dBµV/m)	Margin (dB)	Detector
2389.125	31.89	6.04	34.53	44.53	47.93	54.00	6.07	Average
2390.000	31.89	6.04	34.54	44.70	48.09	54.00	5.91	Average
@ 2404.875	31.87	6.07	34.54	106.01	109.41	---	---	Average

Remark: The "@" means fundamental frequency, it is ignored in this section.

This test report may be reproduced in full only. The document may only be updated by Audix Technology Corp. personnel. Any changes will be noted in the Document History section of the report.

Audix Technology Corp.
No. 491, Zhongfu Rd., Linkou Dist.,
New Taipei City244, Taiwan

Tel: +886 2 26099301
Fax: +886 2 26099303

Mode	802.11ax-HE20	Frequency	TX 2412MHz
		RU Configuration	106/53

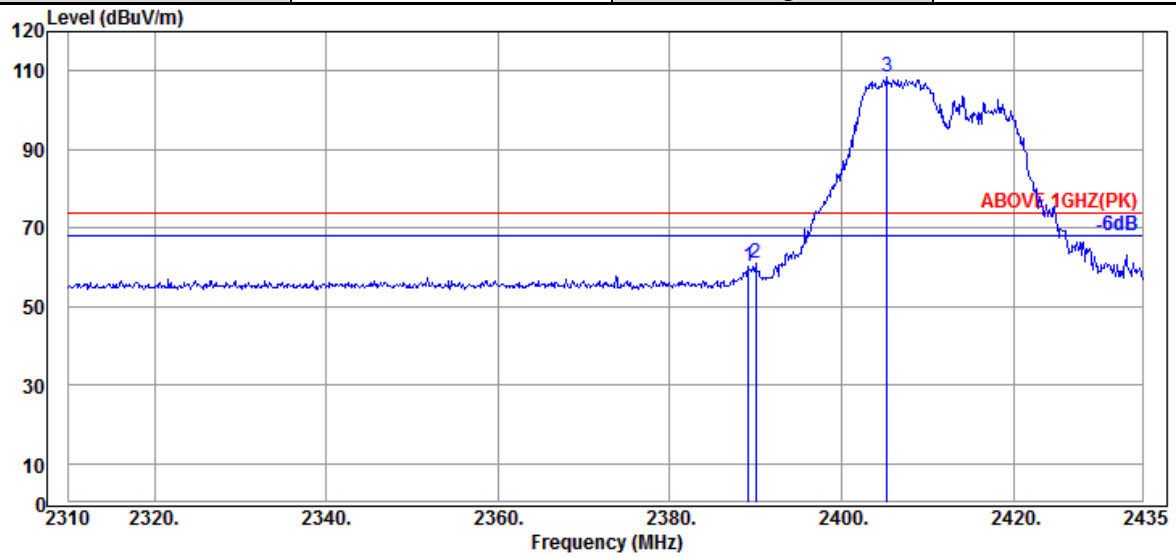

Antenna at Horizontal Polarization

Emission Frequency (MHz)	Antenna Factor (dB/m)	Cable Loss (dB)	Preamp Gain (dB)	Read Level (dBμV)	Emission Level (dBμV/m)	Limits (dBμV/m)	Margin (dB)	Detector
2389.125	31.89	6.04	34.53	56.96	60.36	74.00	13.64	Peak
2390.000	31.89	6.04	34.54	57.68	61.07	74.00	12.93	Peak
@ 2405.250	31.87	6.07	34.54	104.86	108.26	---	---	Peak

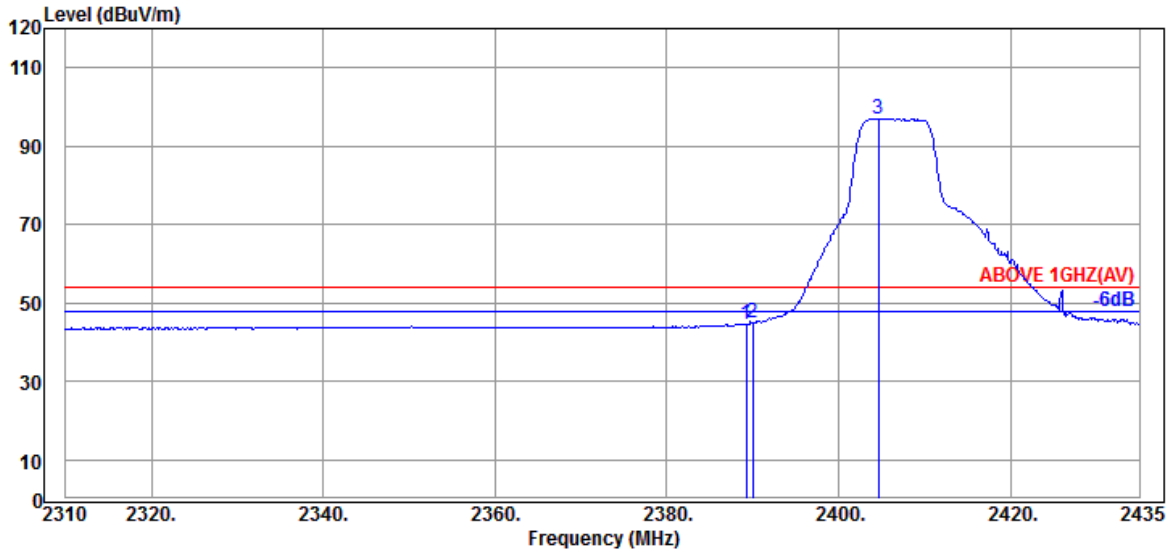

Antenna at Horizontal Polarization

Emission Frequency (MHz)	Antenna Factor (dB/m)	Cable Loss (dB)	Preamp Gain (dB)	Read Level (dBμV)	Emission Level (dBμV/m)	Limits (dBμV/m)	Margin (dB)	Detector
2389.250	31.89	6.04	34.53	41.32	44.72	54.00	9.28	Average
2390.000	31.89	6.04	34.54	41.44	44.83	54.00	9.17	Average
@ 2404.625	31.87	6.07	34.54	93.68	97.08	---	---	Average

Remark: The "@" means fundamental frequency, it is ignored in this section.

This test report may be reproduced in full only. The document may only be updated by Audix Technology Corp. personnel. Any changes will be noted in the Document History section of the report.

Audix Technology Corp.
No. 491, Zhongfu Rd., Linkou Dist.,
New Taipei City244, Taiwan

Tel: +886 2 26099301
Fax: +886 2 26099303

Mode	802.11ax-HE20	Frequency	TX 2412MHz
		RU Configuration	106/53

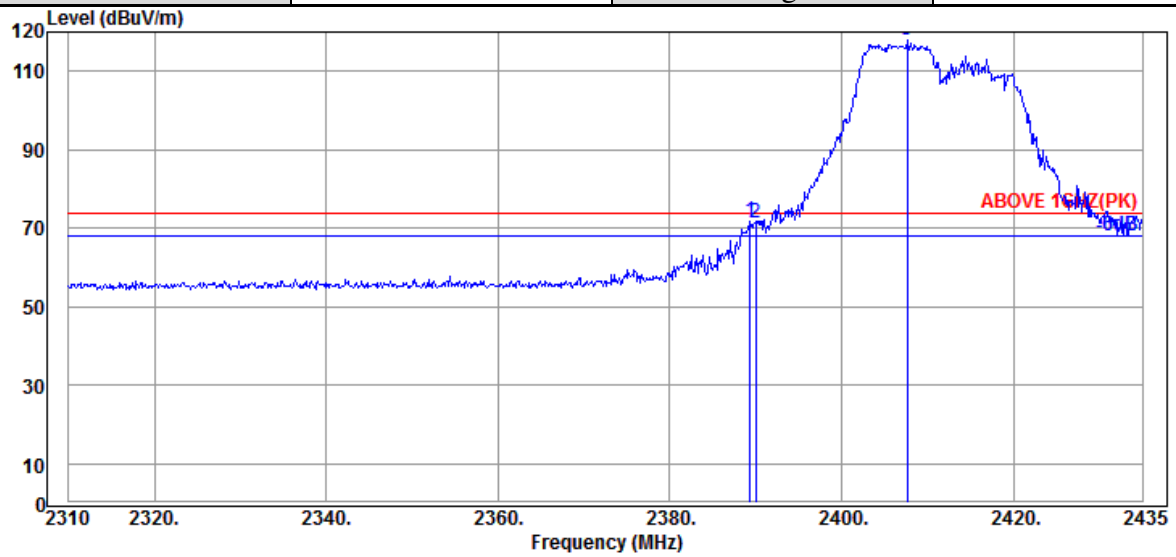

Antenna at Vertical Polarization

	Emission Frequency (MHz)	Antenna Factor (dB/m)	Cable Loss (dB)	Preamp Gain (dB)	Read Level (dBμV)	Emission Level (dBμV/m)	Limits (dBμV/m)	Margin (dB)	Detector
	2389.375	31.89	6.04	34.53	68.23	71.63	74.00	2.37	Peak
	2390.000	31.89	6.04	34.54	67.89	71.28	74.00	2.72	Peak
@	2407.625	31.87	6.07	34.54	114.35	117.75	---	---	Peak

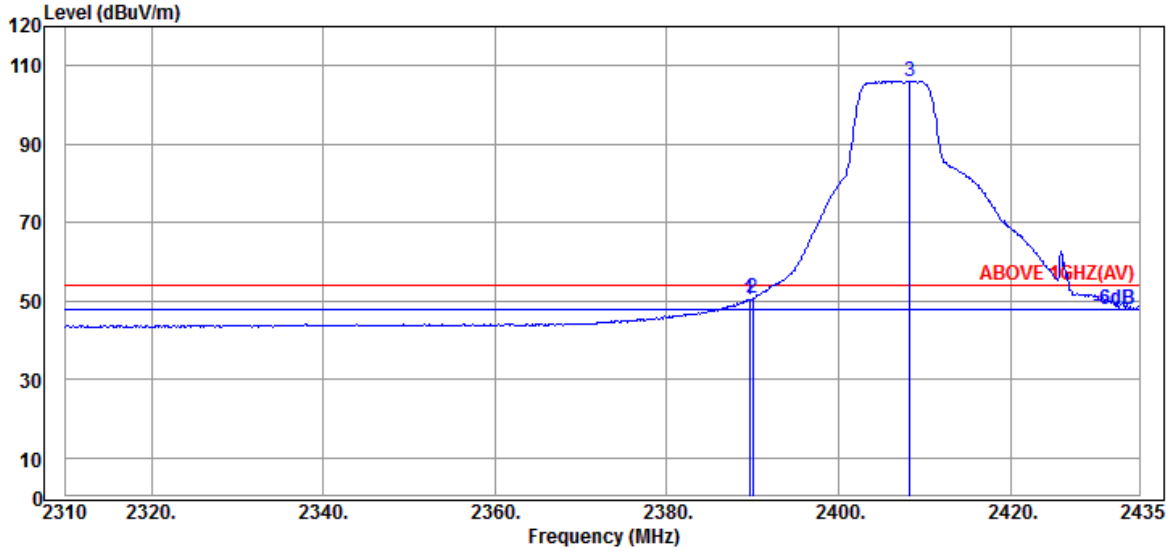

Antenna at Vertical Polarization

	Emission Frequency (MHz)	Antenna Factor (dB/m)	Cable Loss (dB)	Preamp Gain (dB)	Read Level (dBμV)	Emission Level (dBμV/m)	Limits (dBμV/m)	Margin (dB)	Detector
	2389.625	31.89	6.04	34.53	46.95	50.35	54.00	3.65	Average
	2390.000	31.89	6.04	34.54	47.37	50.76	54.00	3.24	Average
@	2408.250	31.87	6.07	34.54	102.76	106.16	---	---	Average

Remark: The "@" means fundamental frequency, it is ignored in this section.

This test report may be reproduced in full only. The document may only be updated by Audix Technology Corp. personnel. Any changes will be noted in the Document History section of the report.

Audix Technology Corp.
No. 491, Zhongfu Rd., Linkou Dist.,
New Taipei City244, Taiwan
Tel: +886 2 26099301
Fax: +886 2 26099303

Mode	802.11ax-HE20	Frequency	TX 2472MHz
		RU Configuration	26/8

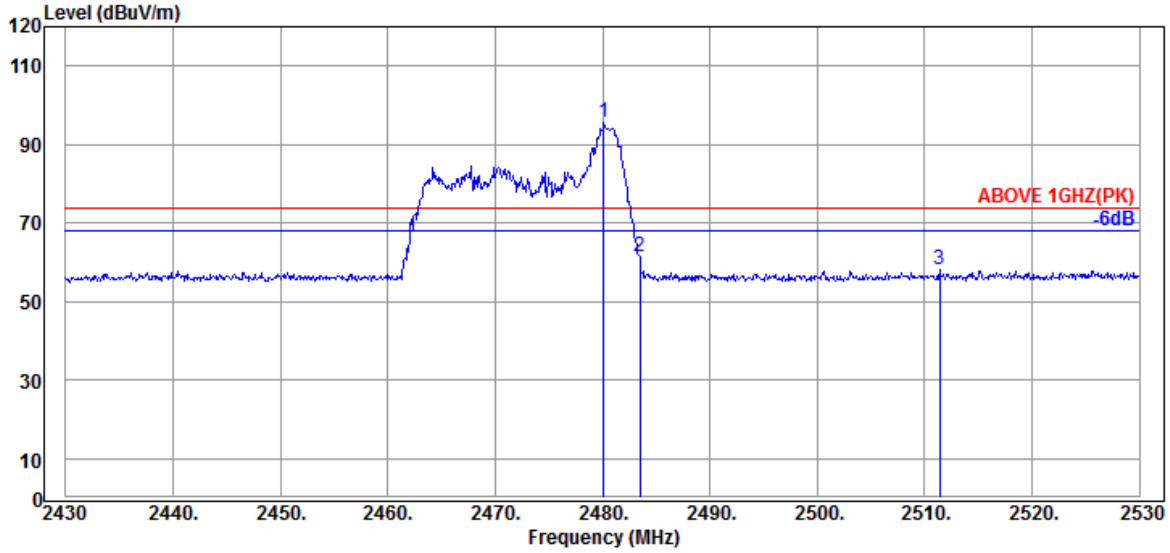

Antenna at Horizontal Polarization

	Emission Frequency (MHz)	Antenna Factor (dB/m)	Cable Loss (dB)	Preamp Gain (dB)	Read Level (dBμV)	Emission Level (dBμV/m)	Limits (dBμV/m)	Margin (dB)	Detector
@	2480.100	32.30	6.18	34.55	91.65	95.58	---	---	Peak
	2483.500	32.30	6.18	34.55	57.55	61.48	74.00	12.52	Peak
	2511.400	32.36	6.23	34.56	54.07	58.10	74.00	15.90	Peak

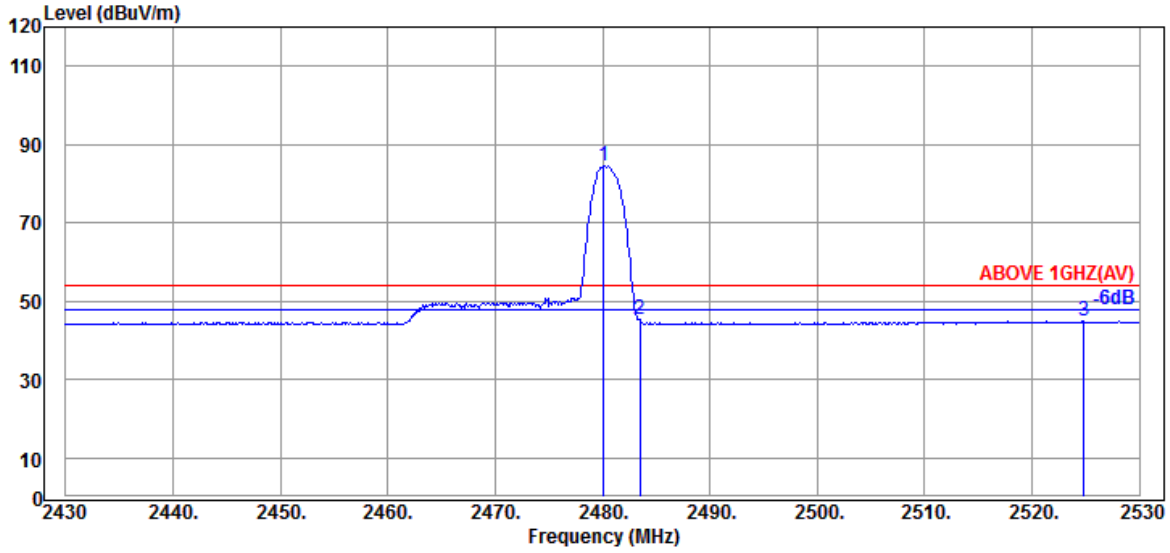

Antenna at Horizontal Polarization

	Emission Frequency (MHz)	Antenna Factor (dB/m)	Cable Loss (dB)	Preamp Gain (dB)	Read Level (dBμV)	Emission Level (dBμV/m)	Limits (dBμV/m)	Margin (dB)	Detector
@	2480.100	32.30	6.18	34.55	80.62	84.55	---	---	Average
	2483.500	32.30	6.18	34.55	41.25	45.18	54.00	8.82	Average
	2524.800	32.39	6.25	34.57	40.78	44.85	54.00	9.15	Average

Remark: The "@" means fundamental frequency, it is ignored in this section.

This test report may be reproduced in full only. The document may only be updated by Audix Technology Corp. personnel. Any changes will be noted in the Document History section of the report.

Audix Technology Corp.
No. 491, Zhongfu Rd., Linkou Dist.,
New Taipei City244, Taiwan

Tel: +886 2 26099301
Fax: +886 2 26099303

Mode	802.11ax-HE20	Frequency	TX 2472MHz
		RU Configuration	26/8

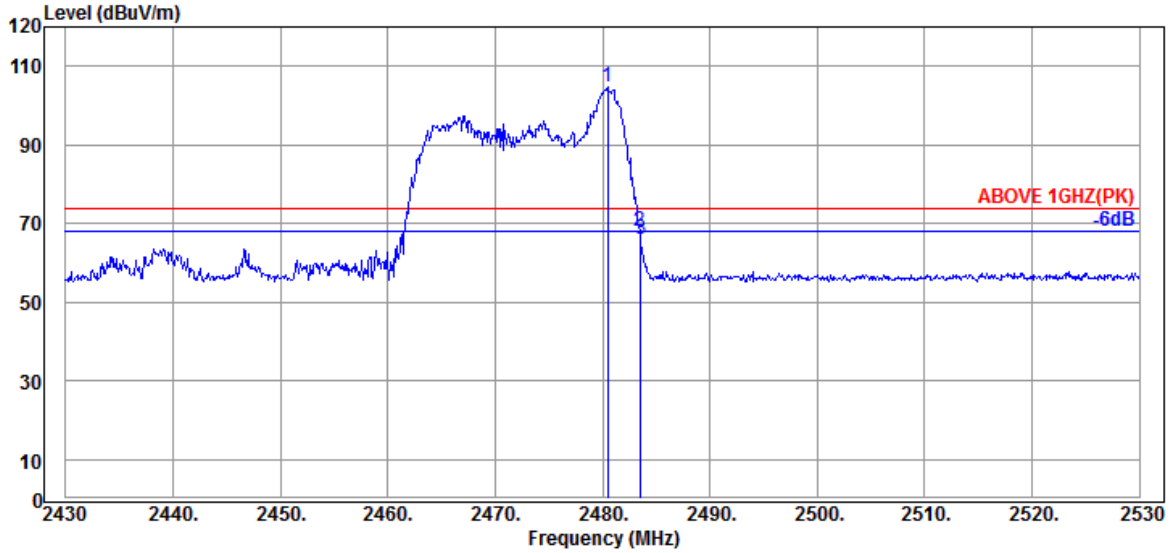

Antenna at Vertical Polarization

Emission Frequency (MHz)	Antenna Factor (dB/m)	Cable Loss (dB)	Preamp Gain (dB)	Read Level (dBμV)	Emission Level (dBμV/m)	Limits (dBμV/m)	Margin (dB)	Detector
@ 2480.500	32.30	6.18	34.55	100.91	104.84	---	---	Peak
2483.500	32.30	6.18	34.55	64.04	67.97	74.00	6.03	Peak
2483.600	32.30	6.18	34.55	61.94	65.87	74.00	8.13	Peak

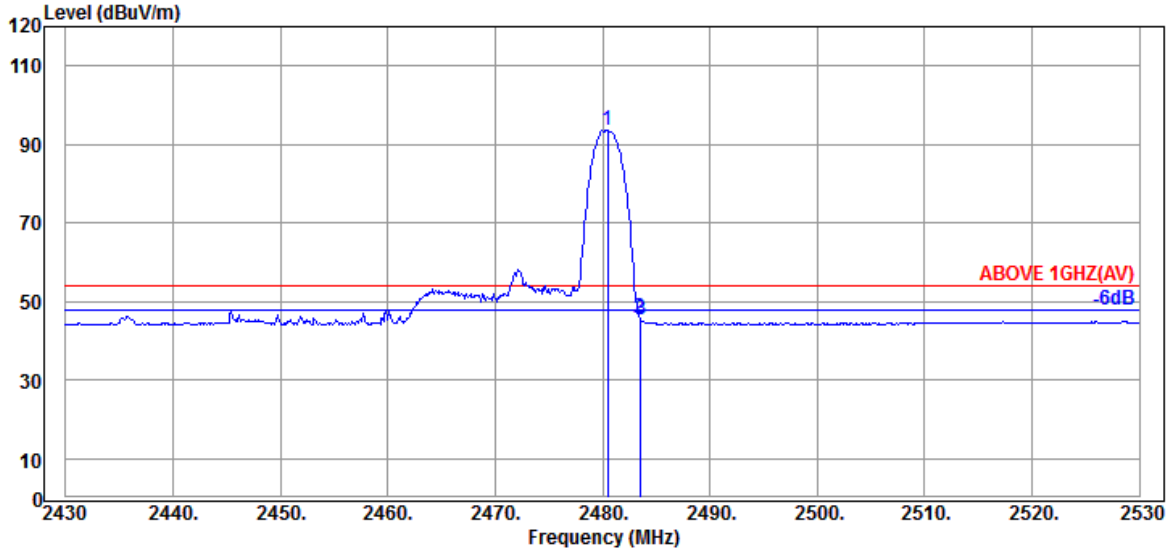

Antenna at Vertical Polarization

Emission Frequency (MHz)	Antenna Factor (dB/m)	Cable Loss (dB)	Preamp Gain (dB)	Read Level (dBμV)	Emission Level (dBμV/m)	Limits (dBμV/m)	Margin (dB)	Detector
@ 2480.500	32.30	6.18	34.55	89.53	93.46	---	---	Average
2483.500	32.30	6.18	34.55	41.96	45.89	54.00	8.11	Average
2483.600	32.30	6.18	34.55	41.57	45.50	54.00	8.50	Average

Remark: The "@" means fundamental frequency, it is ignored in this section.

This test report may be reproduced in full only. The document may only be updated by Audix Technology Corp. personnel. Any changes will be noted in the Document History section of the report.

Audix Technology Corp.
No. 491, Zhongfu Rd., Linkou Dist.,
New Taipei City244, Taiwan
Tel: +886 2 26099301
Fax: +886 2 26099303

Mode	802.11ax-HE20	Frequency	TX 2472MHz
		RU Configuration	52/40

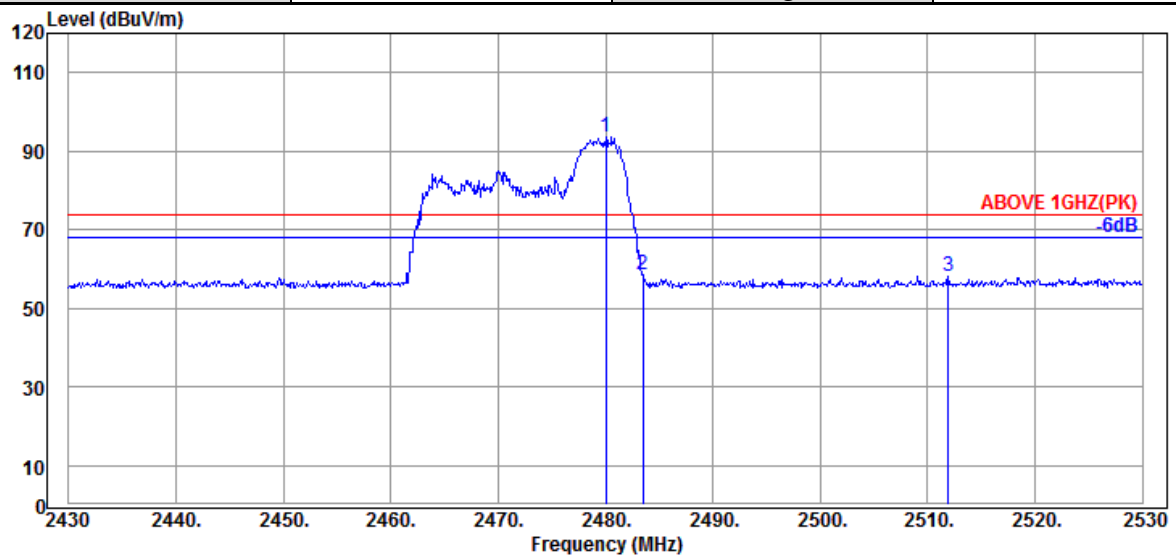

Antenna at Horizontal Polarization

Emission Frequency (MHz)	Antenna Factor (dB/m)	Cable Loss (dB)	Preamp Gain (dB)	Read Level (dBμV)	Emission Level (dBμV/m)	Limits (dBμV/m)	Margin (dB)	Detector
@ 2480.000	32.30	6.18	34.55	89.71	93.64	---	---	Peak
2483.500	32.30	6.18	34.55	54.58	58.51	74.00	15.49	Peak
2511.900	32.36	6.23	34.56	53.94	57.97	74.00	16.03	Peak

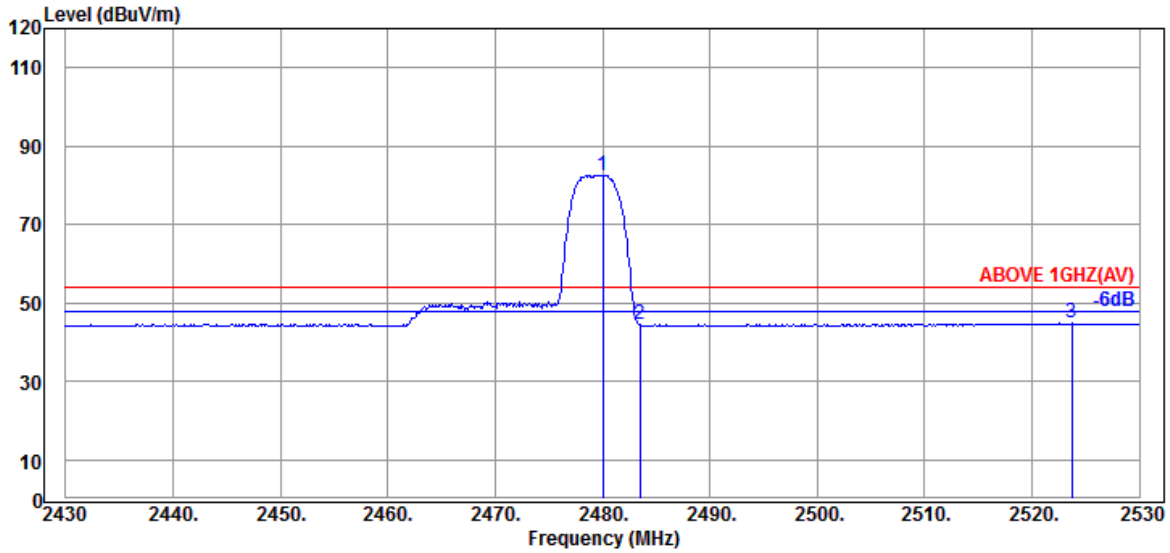

Antenna at Horizontal Polarization

Emission Frequency (MHz)	Antenna Factor (dB/m)	Cable Loss (dB)	Preamp Gain (dB)	Read Level (dBμV)	Emission Level (dBμV/m)	Limits (dBμV/m)	Margin (dB)	Detector
@ 2480.000	32.30	6.18	34.55	78.72	82.65	---	---	Average
2483.500	32.30	6.18	34.55	40.66	44.59	54.00	9.41	Average
2523.700	32.39	6.25	34.57	40.78	44.85	54.00	9.15	Average

Remark: The "@" means fundamental frequency, it is ignored in this section.

This test report may be reproduced in full only. The document may only be updated by Audix Technology Corp. personnel. Any changes will be noted in the Document History section of the report.

Audix Technology Corp.
No. 491, Zhongfu Rd., Linkou Dist.,
New Taipei City244, Taiwan
Tel: +886 2 26099301
Fax: +886 2 26099303

Mode	802.11ax-HE20	Frequency	TX 2472MHz
		RU Configuration	52/40

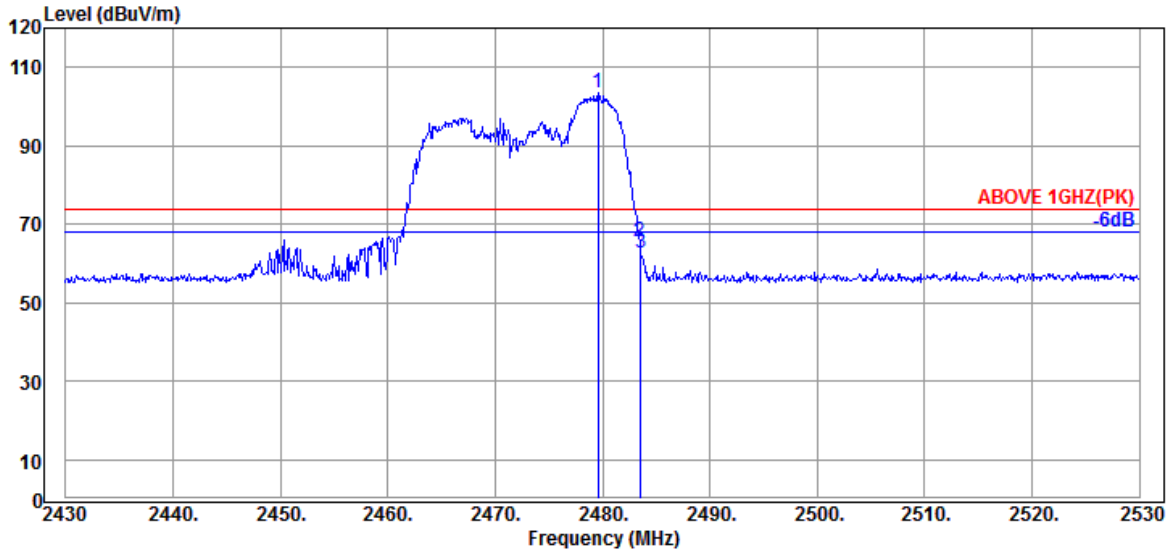

Antenna at Vertical Polarization

Emission Frequency (MHz)	Antenna Factor (dB/m)	Cable Loss (dB)	Preamp Gain (dB)	Read Level (dBμV)	Emission Level (dBμV/m)	Limits (dBμV/m)	Margin (dB)	Detector
@ 2479.600	32.30	6.18	34.55	99.76	103.69	---	---	Peak
2483.500	32.30	6.18	34.55	61.45	65.38	74.00	8.62	Peak
2483.600	32.30	6.18	34.55	58.67	62.60	74.00	11.40	Peak

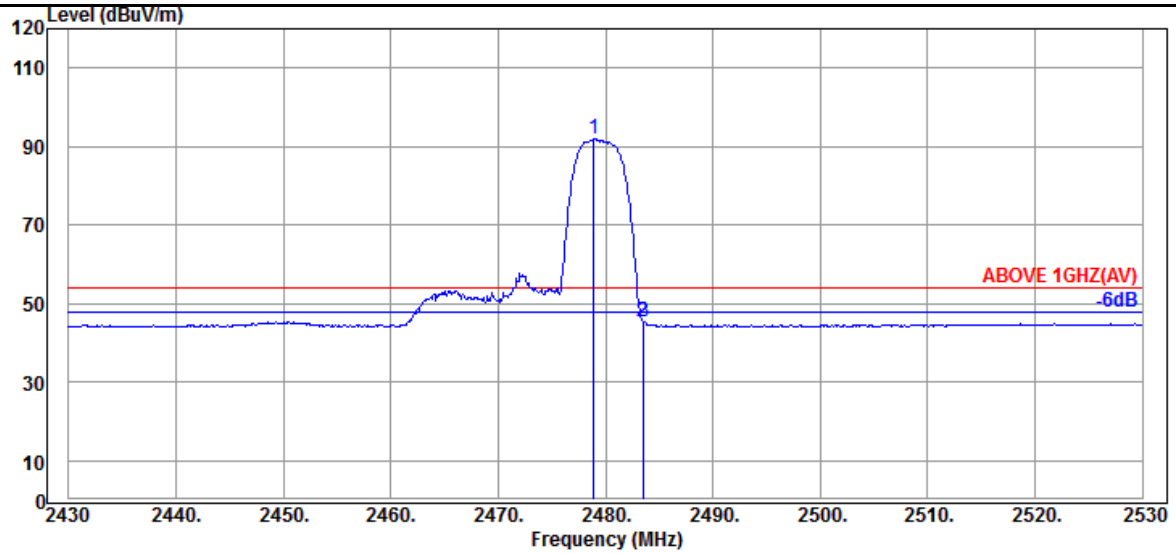

Antenna at Vertical Polarization

Emission Frequency (MHz)	Antenna Factor (dB/m)	Cable Loss (dB)	Preamp Gain (dB)	Read Level (dBμV)	Emission Level (dBμV/m)	Limits (dBμV/m)	Margin (dB)	Detector
@ 2478.900	32.30	6.18	34.55	87.98	91.91	---	---	Average
2483.500	32.30	6.18	34.55	41.59	45.52	54.00	8.48	Average
2483.600	32.30	6.18	34.55	41.51	45.44	54.00	8.56	Average

Remark: The "@" means fundamental frequency, it is ignored in this section.

This test report may be reproduced in full only. The document may only be updated by Audix Technology Corp. personnel. Any changes will be noted in the Document History section of the report.

Audix Technology Corp.
No. 491, Zhongfu Rd., Linkou Dist.,
New Taipei City244, Taiwan

Tel: +886 2 26099301
Fax: +886 2 26099303

Mode	802.11ax-HE20	Frequency	TX 2472MHz
		RU Configuration	106/54

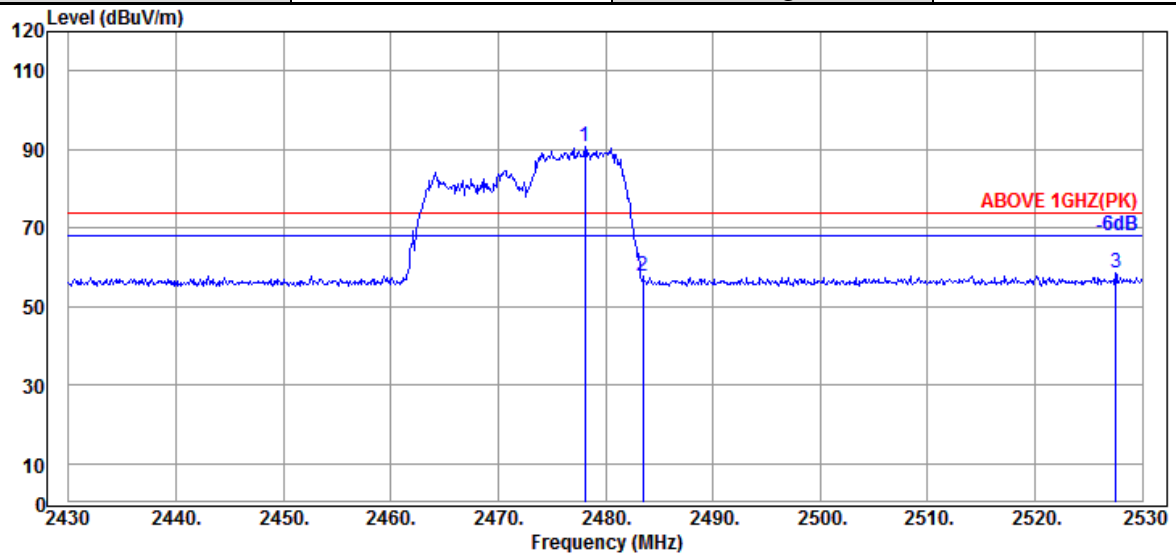

Antenna at Horizontal Polarization

Emission Frequency (MHz)	Antenna Factor (dB/m)	Cable Loss (dB)	Preamp Gain (dB)	Read Level (dBμV)	Emission Level (dBμV/m)	Limits (dBμV/m)	Margin (dB)	Detector
@ 2478.100	32.30	6.18	34.55	86.73	90.66	---	---	Peak
2483.500	32.30	6.18	34.55	53.60	57.53	74.00	16.47	Peak
2527.500	32.41	6.25	34.57	54.44	58.53	74.00	15.47	Peak

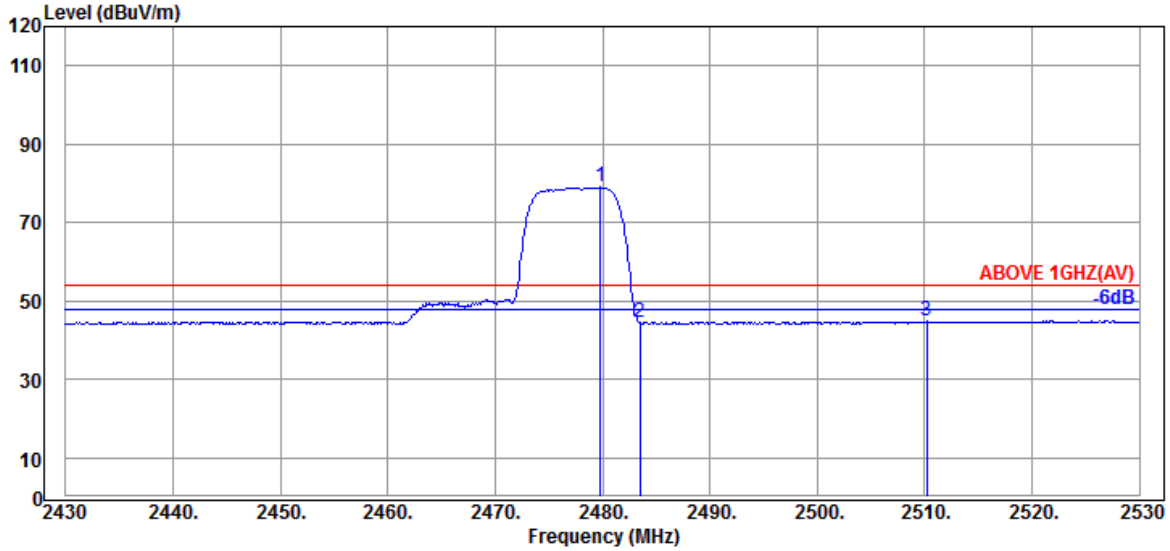

Antenna at Horizontal Polarization

Emission Frequency (MHz)	Antenna Factor (dB/m)	Cable Loss (dB)	Preamp Gain (dB)	Read Level (dBμV)	Emission Level (dBμV/m)	Limits (dBμV/m)	Margin (dB)	Detector
@ 2479.800	32.30	6.18	34.55	75.14	79.07	---	---	Average
2483.500	32.30	6.18	34.55	40.63	44.56	54.00	9.44	Average
2510.200	32.33	6.23	34.56	40.88	44.88	54.00	9.12	Average

Remark: The "@" means fundamental frequency, it is ignored in this section.

This test report may be reproduced in full only. The document may only be updated by Audix Technology Corp. personnel. Any changes will be noted in the Document History section of the report.

Audix Technology Corp.
No. 491, Zhongfu Rd., Linkou Dist.,
New Taipei City244, Taiwan

Tel: +886 2 26099301
Fax: +886 2 26099303

Mode	802.11ax-HE20	Frequency	TX 2472MHz
		RU Configuration	106/54

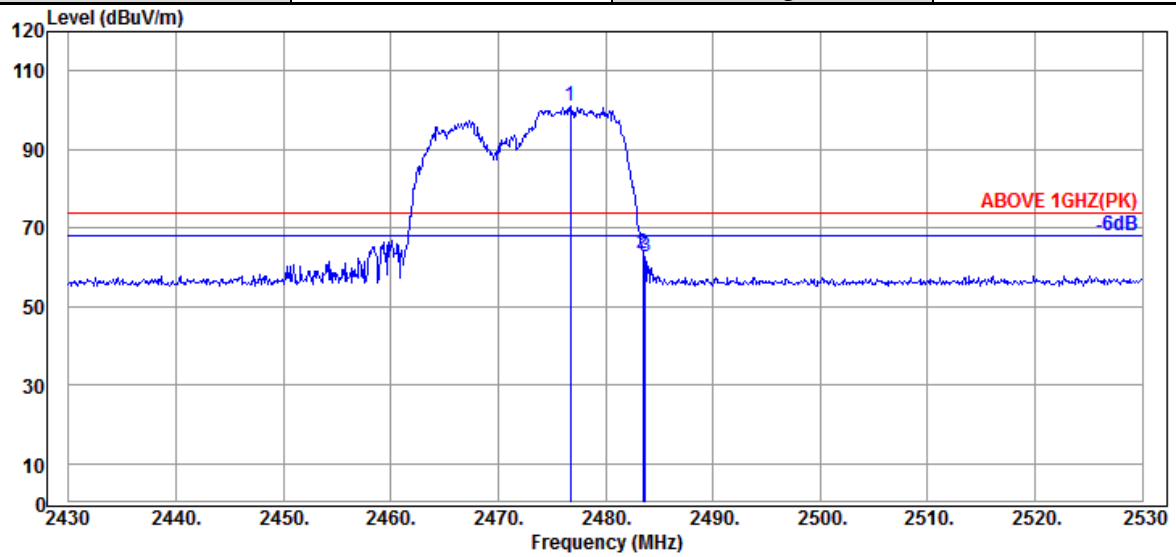

Antenna at Vertical Polarization

Emission Frequency (MHz)	Antenna Factor (dB/m)	Cable Loss (dB)	Preamp Gain (dB)	Read Level (dBμV)	Emission Level (dBμV/m)	Limits (dBμV/m)	Margin (dB)	Detector
@ 2476.700	32.30	6.18	34.55	97.03	100.96	---	---	Peak
2483.500	32.30	6.18	34.55	59.38	63.31	74.00	10.69	Peak
2483.700	32.30	6.18	34.55	58.70	62.63	74.00	11.37	Peak

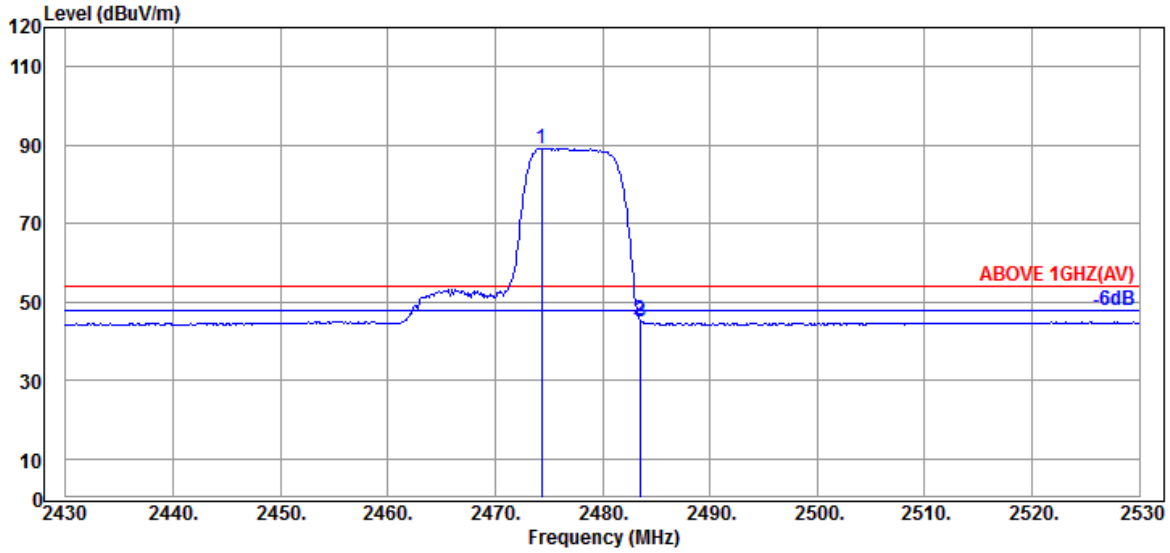

Antenna at Vertical Polarization

Emission Frequency (MHz)	Antenna Factor (dB/m)	Cable Loss (dB)	Preamp Gain (dB)	Read Level (dBμV)	Emission Level (dBμV/m)	Limits (dBμV/m)	Margin (dB)	Detector
@ 2474.300	32.30	6.18	34.55	85.28	89.21	---	---	Average
2483.500	32.30	6.18	34.55	41.55	45.48	54.00	8.52	Average
2483.600	32.30	6.18	34.55	41.22	45.15	54.00	8.85	Average

Remark: The "@" means fundamental frequency, it is ignored in this section.

This test report may be reproduced in full only. The document may only be updated by Audix Technology Corp. personnel. Any changes will be noted in the Document History section of the report.

Audix Technology Corp.
No. 491, Zhongfu Rd., Linkou Dist.,
New Taipei City244, Taiwan

Tel: +886 2 26099301
Fax: +886 2 26099303

Mode	802.11ax-HE40	Frequency	TX 2422MHz
		RU Configuration	242/61

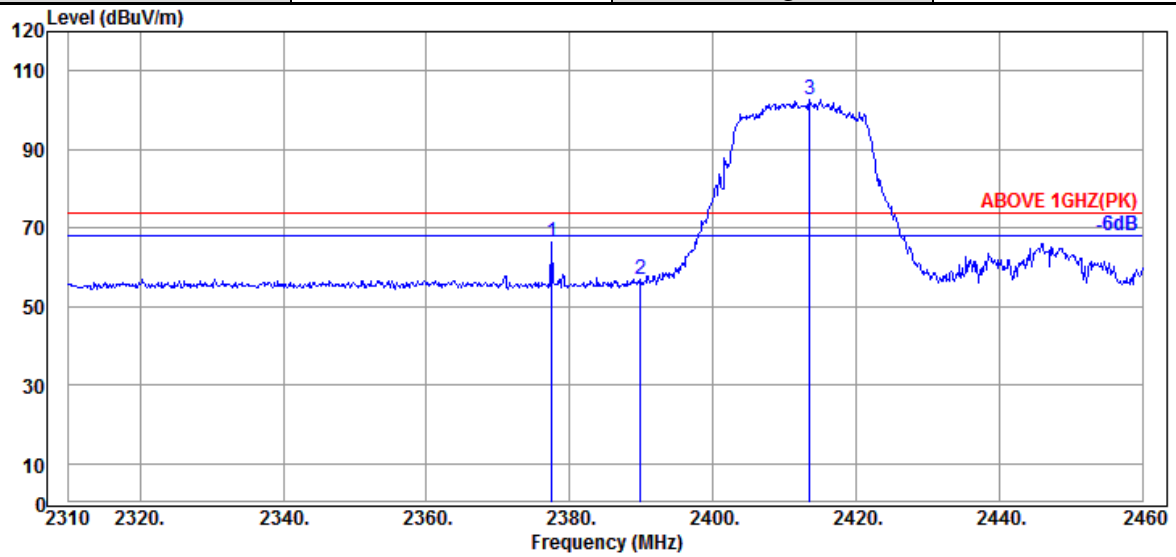

Antenna at Horizontal Polarization

Emission Frequency (MHz)	Antenna Factor (dB/m)	Cable Loss (dB)	Preamp Gain (dB)	Read Level (dBμV)	Emission Level (dBμV/m)	Limits (dBμV/m)	Margin (dB)	Detector
2377.500	31.93	6.01	34.53	63.04	66.45	74.00	7.55	Peak
2389.950	31.89	6.04	34.54	53.46	56.85	74.00	17.15	Peak
@ 2413.500	31.94	6.07	34.54	99.18	102.65	---	---	Peak

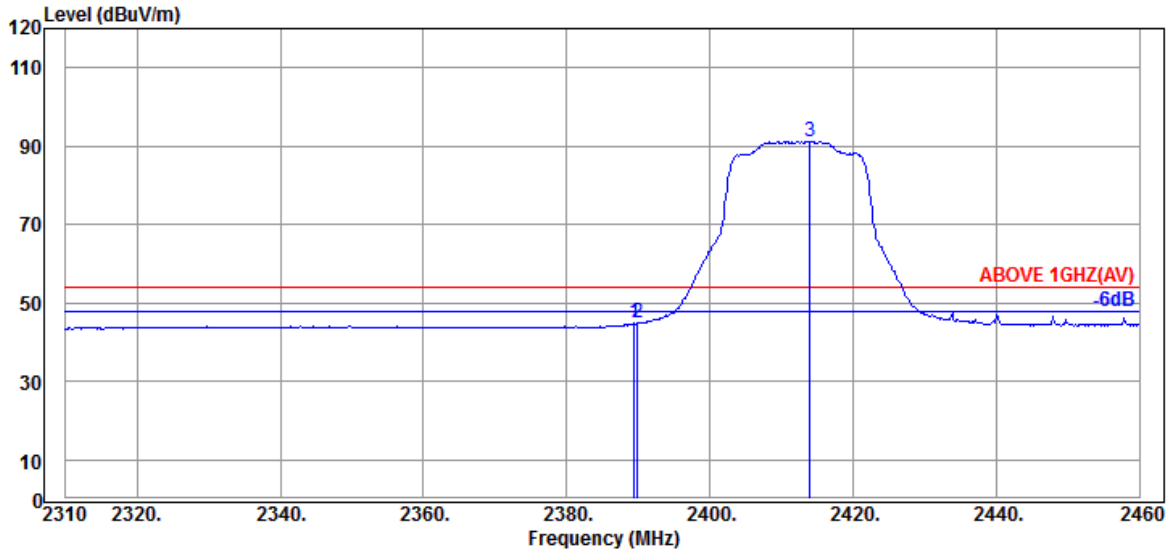

Antenna at Horizontal Polarization

Emission Frequency (MHz)	Antenna Factor (dB/m)	Cable Loss (dB)	Preamp Gain (dB)	Read Level (dBμV)	Emission Level (dBμV/m)	Limits (dBμV/m)	Margin (dB)	Detector
2389.500	31.89	6.04	34.53	41.46	44.86	54.00	9.14	Average
2389.950	31.89	6.04	34.54	41.37	44.76	54.00	9.24	Average
@ 2413.950	31.94	6.07	34.54	87.77	91.24	---	---	Average

Remark: The "@" means fundamental frequency, it is ignored in this section.

This test report may be reproduced in full only. The document may only be updated by Audix Technology Corp. personnel. Any changes will be noted in the Document History section of the report.

Audix Technology Corp.
No. 491, Zhongfu Rd., Linkou Dist.,
New Taipei City244, Taiwan

Tel: +886 2 26099301
Fax: +886 2 26099303

Mode	802.11ax-HE40	Frequency	TX 2422MHz
		RU Configuration	242/61

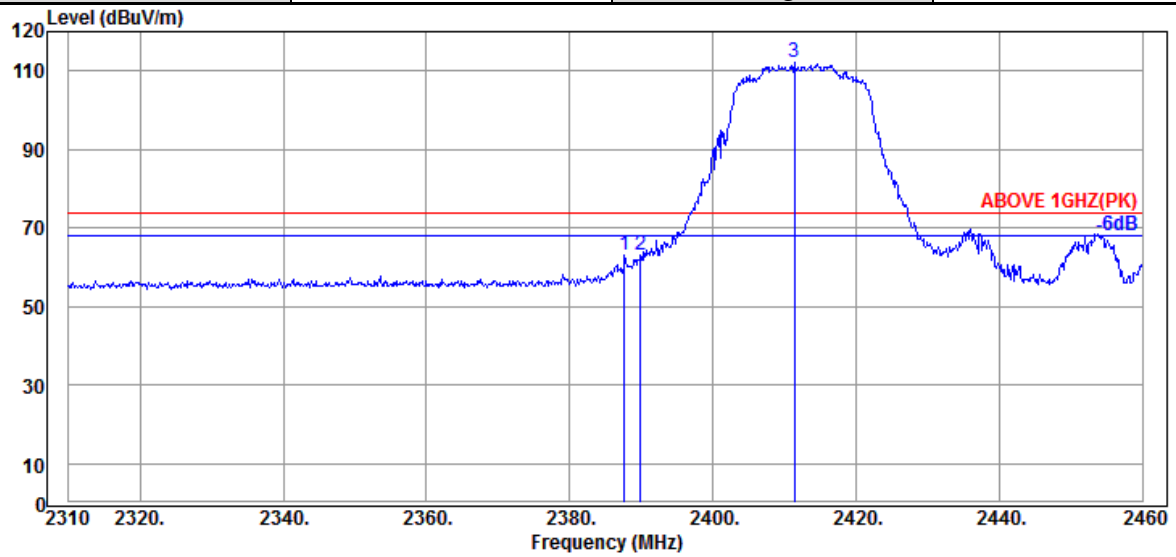

Antenna at Vertical Polarization

	Emission Frequency (MHz)	Antenna Factor (dB/m)	Cable Loss (dB)	Preamp Gain (dB)	Read Level (dBμV)	Emission Level (dBμV/m)	Limits (dBμV/m)	Margin (dB)	Detector
	2387.700	31.89	6.04	34.53	59.49	62.89	74.00	11.11	Peak
	2389.950	31.89	6.04	34.54	59.67	63.06	74.00	10.94	Peak
@	2411.400	31.94	6.07	34.54	108.65	112.12	---	---	Peak

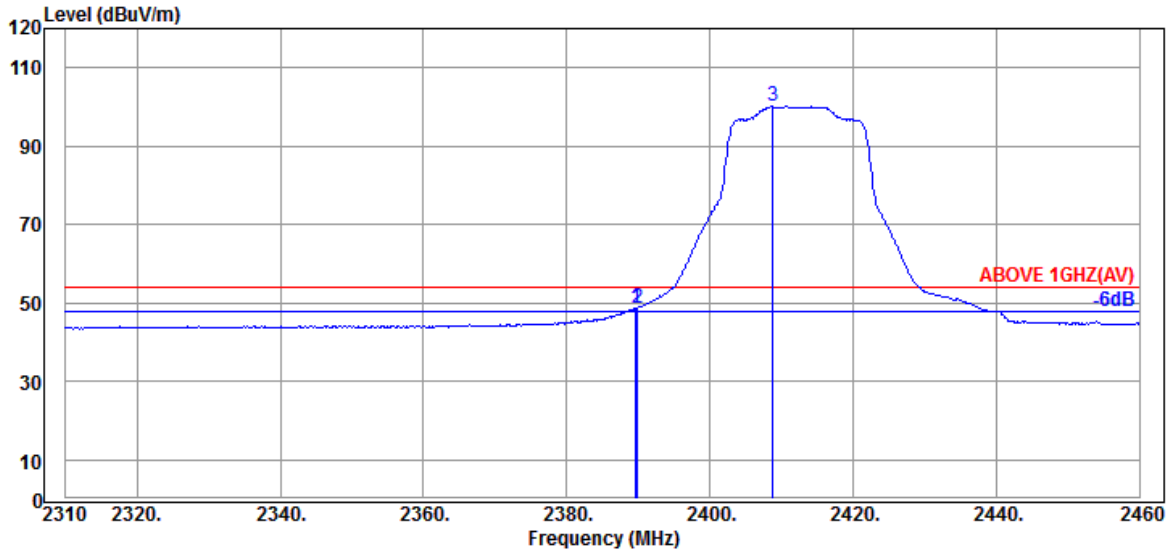

Antenna at Vertical Polarization

	Emission Frequency (MHz)	Antenna Factor (dB/m)	Cable Loss (dB)	Preamp Gain (dB)	Read Level (dBμV)	Emission Level (dBμV/m)	Limits (dBμV/m)	Margin (dB)	Detector
	2389.650	31.89	6.04	34.53	45.10	48.50	54.00	5.50	Average
	2389.950	31.89	6.04	34.54	45.42	48.81	54.00	5.19	Average
@	2408.850	31.87	6.07	34.54	96.69	100.09	---	---	Average

Remark: The "@" means fundamental frequency, it is ignored in this section.

This test report may be reproduced in full only. The document may only be updated by Audix Technology Corp. personnel. Any changes will be noted in the Document History section of the report.

Audix Technology Corp.
No. 491, Zhongfu Rd., Linkou Dist.,
New Taipei City244, Taiwan

Tel: +886 2 26099301
Fax: +886 2 26099303

Mode	802.11ax-HE40	Frequency	TX 2462MHz
		RU Configuration	242/62

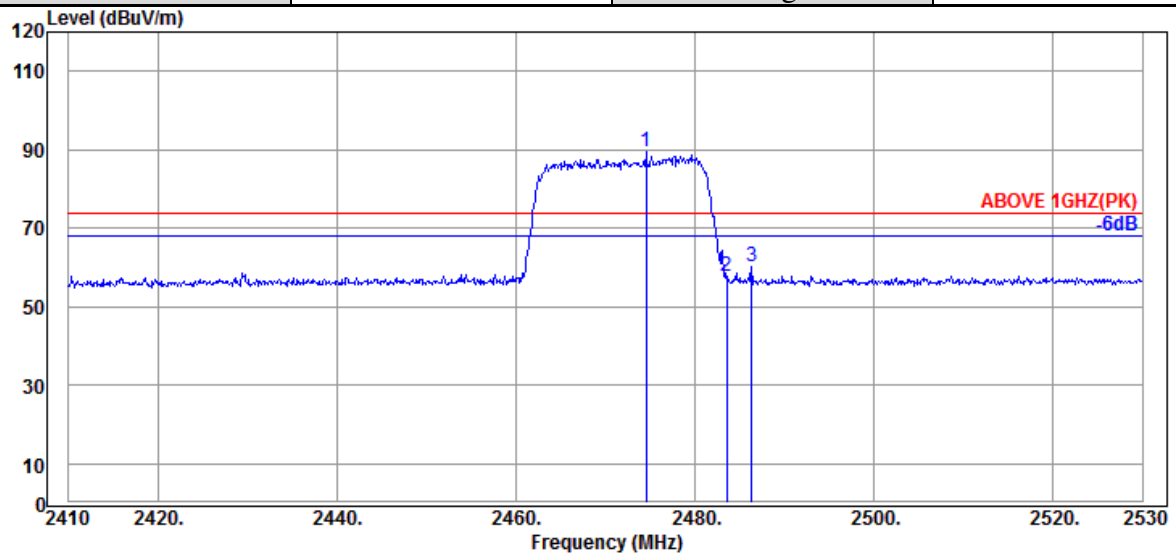

Antenna at Horizontal Polarization

Emission Frequency (MHz)	Antenna Factor (dB/m)	Cable Loss (dB)	Preamp Gain (dB)	Read Level (dBμV)	Emission Level (dBμV/m)	Limits (dBμV/m)	Margin (dB)	Detector
@ 2474.560	32.30	6.18	34.55	85.66	89.59	---	---	Peak
2483.560	32.30	6.18	34.55	53.77	57.70	74.00	16.30	Peak
2486.320	32.30	6.18	34.55	56.12	60.05	74.00	13.95	Peak

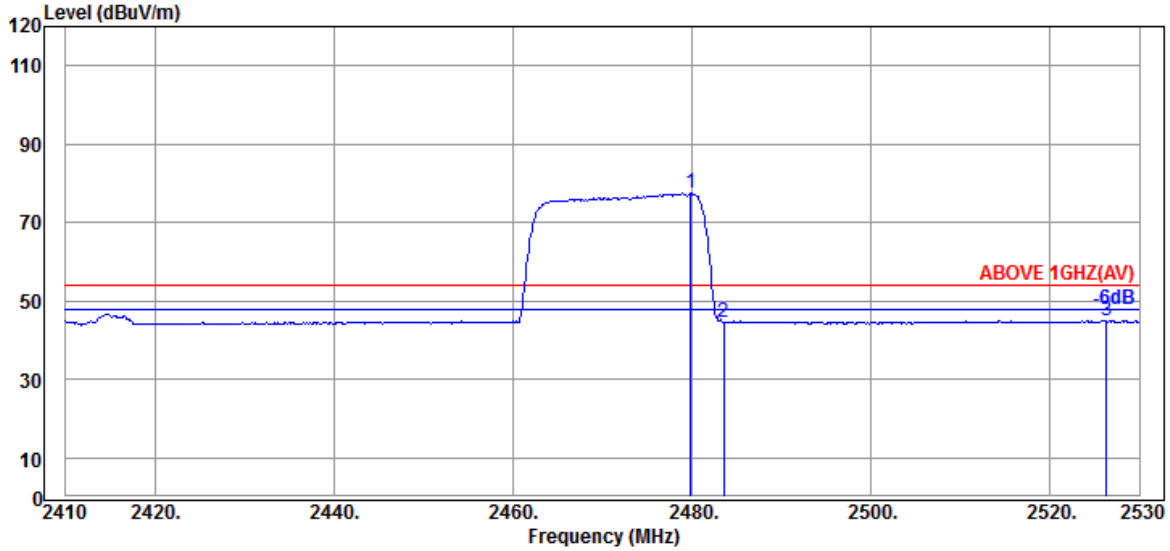

Antenna at Horizontal Polarization

Emission Frequency (MHz)	Antenna Factor (dB/m)	Cable Loss (dB)	Preamp Gain (dB)	Read Level (dBμV)	Emission Level (dBμV/m)	Limits (dBμV/m)	Margin (dB)	Detector
@ 2479.840	32.30	6.18	34.55	73.59	77.52	---	---	Average
2483.560	32.30	6.18	34.55	40.66	44.59	54.00	9.41	Average
2526.280	32.41	6.25	34.57	40.95	45.04	54.00	8.96	Average

Remark: The "@" means fundamental frequency, it is ignored in this section.

This test report may be reproduced in full only. The document may only be updated by Audix Technology Corp. personnel. Any changes will be noted in the Document History section of the report.

Audix Technology Corp.
No. 491, Zhongfu Rd., Linkou Dist.,
New Taipei City244, Taiwan
Tel: +886 2 26099301
Fax: +886 2 26099303

Mode	802.11ax-HE40	Frequency	TX 2462MHz
		RU Configuration	242/62

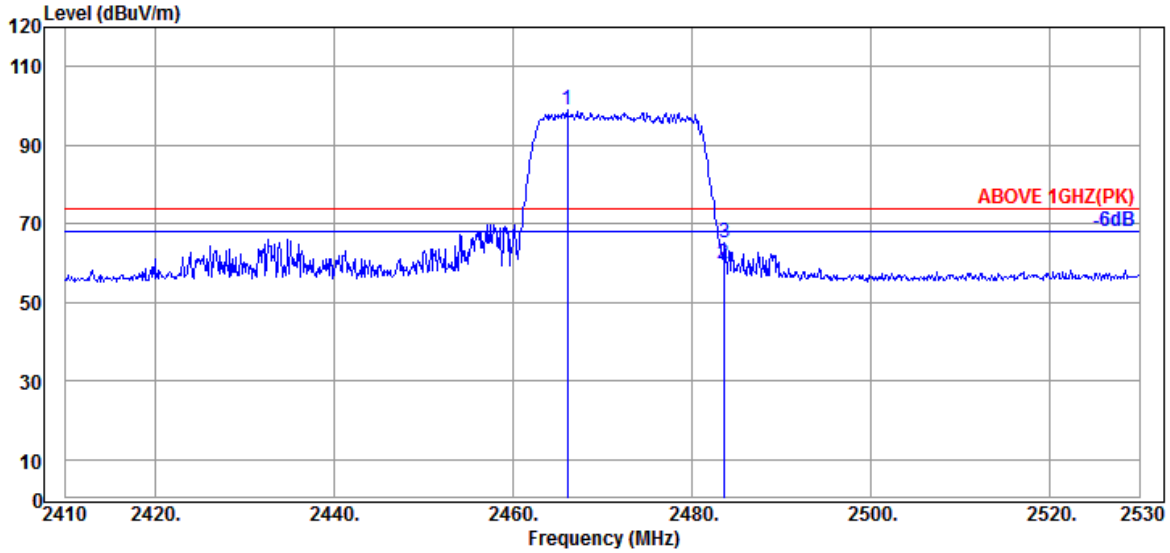

Antenna at Vertical Polarization

Emission Frequency (MHz)	Antenna Factor (dB/m)	Cable Loss (dB)	Preamp Gain (dB)	Read Level (dBμV)	Emission Level (dBμV/m)	Limits (dBμV/m)	Margin (dB)	Detector
@ 2466.040	32.30	6.15	34.55	94.92	98.82	---	---	Peak
2483.560	32.30	6.18	34.55	55.96	59.89	74.00	14.11	Peak
2483.680	32.30	6.18	34.55	61.25	65.18	74.00	8.82	Peak

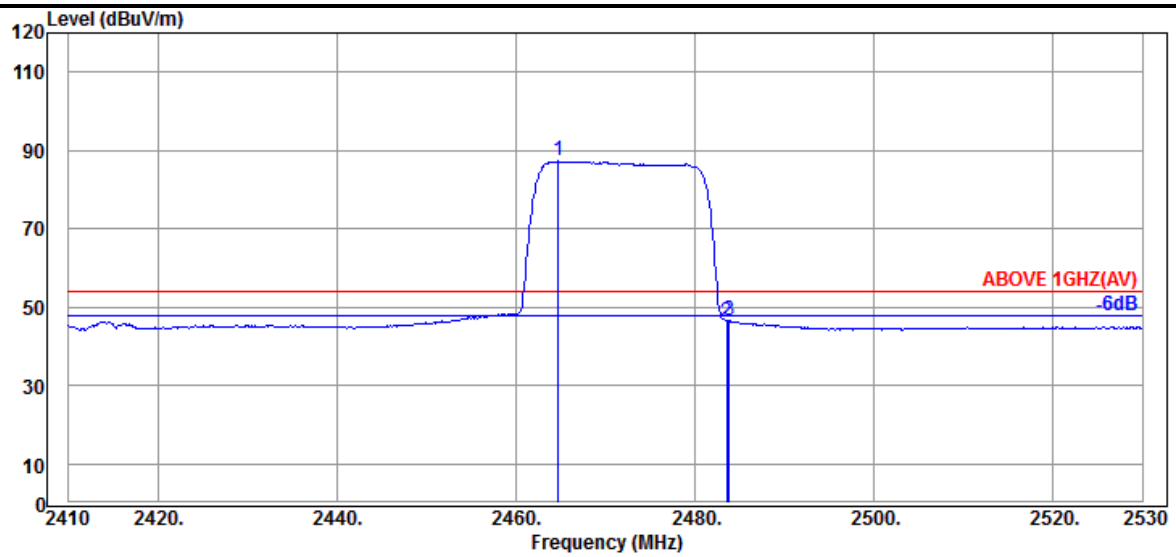

Antenna at Vertical Polarization

Emission Frequency (MHz)	Antenna Factor (dB/m)	Cable Loss (dB)	Preamp Gain (dB)	Read Level (dBμV)	Emission Level (dBμV/m)	Limits (dBμV/m)	Margin (dB)	Detector
@ 2464.720	32.30	6.15	34.55	83.38	87.28	---	---	Average
2483.560	32.30	6.18	34.55	42.42	46.35	54.00	7.65	Average
2483.800	32.30	6.18	34.55	42.63	46.56	54.00	7.44	Average

Remark: The "@" means fundamental frequency, it is ignored in this section.

This test report may be reproduced in full only. The document may only be updated by Audix Technology Corp. personnel. Any changes will be noted in the Document History section of the report.

Audix Technology Corp.
No. 491, Zhongfu Rd., Linkou Dist.,
New Taipei City244, Taiwan
Tel: +886 2 26099301
Fax: +886 2 26099303

Mode	BLE (1M)	Frequency	TX 2402MHz

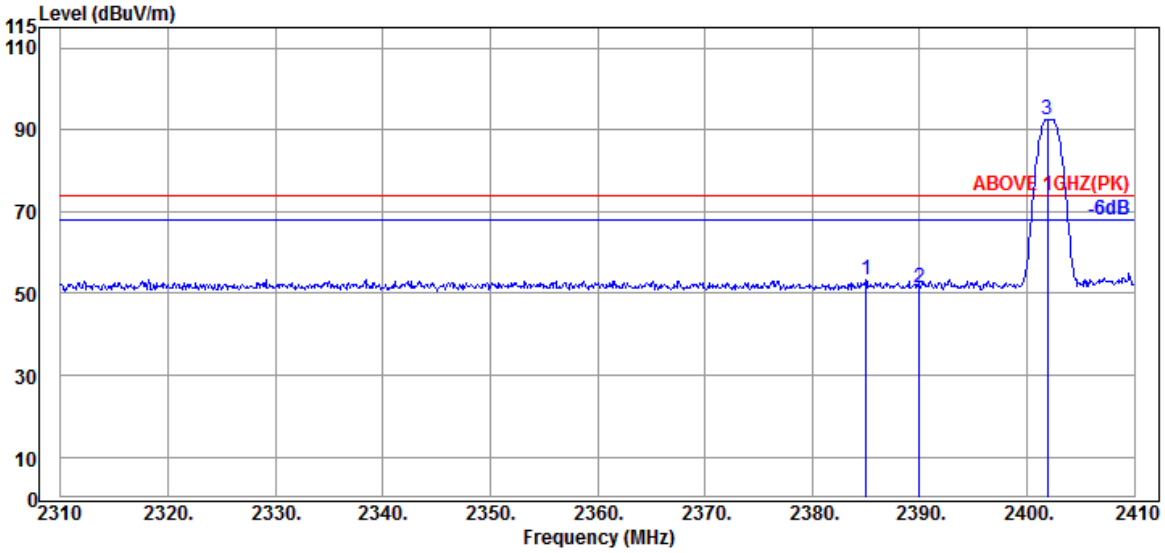

Antenna at Horizontal Polarization

Emission Frequency (MHz)	Antenna Factor (dB/m)	Cable Loss (dB)	Preamp Gain (dB)	Read Level (dBμV)	Emission Level (dBμV/m)	Limits (dBμV/m)	Margin (dB)	Detector
2385.000	31.89	6.01	34.53	49.97	53.34	74.00	20.66	Peak
2390.000	31.89	6.04	34.54	48.17	51.56	74.00	22.44	Peak
@ 2401.900	31.80	6.04	34.54	89.16	92.46	---	---	Peak

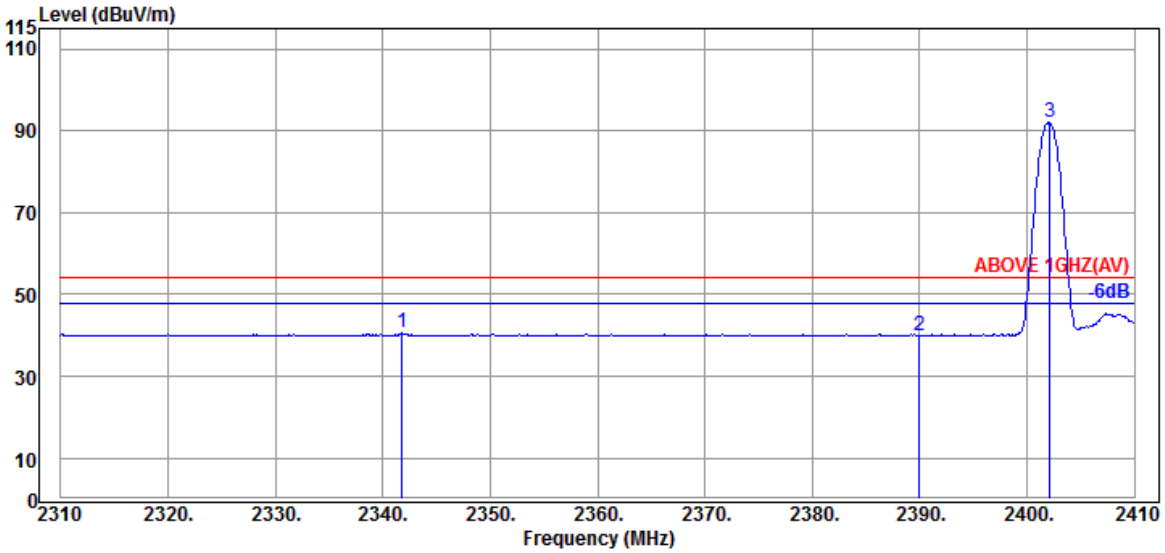

Antenna at Horizontal Polarization

Emission Frequency (MHz)	Antenna Factor (dB/m)	Cable Loss (dB)	Preamp Gain (dB)	Read Level (dBμV)	Emission Level (dBμV/m)	Limits (dBμV/m)	Margin (dB)	Detector
2341.800	32.05	5.96	34.53	37.05	40.53	54.00	13.47	Average
2390.000	31.89	6.04	34.54	36.56	39.95	54.00	14.05	Average
@ 2402.100	31.80	6.04	34.54	88.65	91.95	---	---	Average

Remark: The "@" means fundamental frequency, it is ignored in this section.

This test report may be reproduced in full only. The document may only be updated by Audix Technology Corp. personnel. Any changes will be noted in the Document History section of the report.

Audix Technology Corp.
No. 491, Zhongfu Rd., Linkou Dist.,
New Taipei City244, Taiwan

Tel: +886 2 26099301
Fax: +886 2 26099303

Mode	BLE (1M)	Frequency	TX 2402MHz

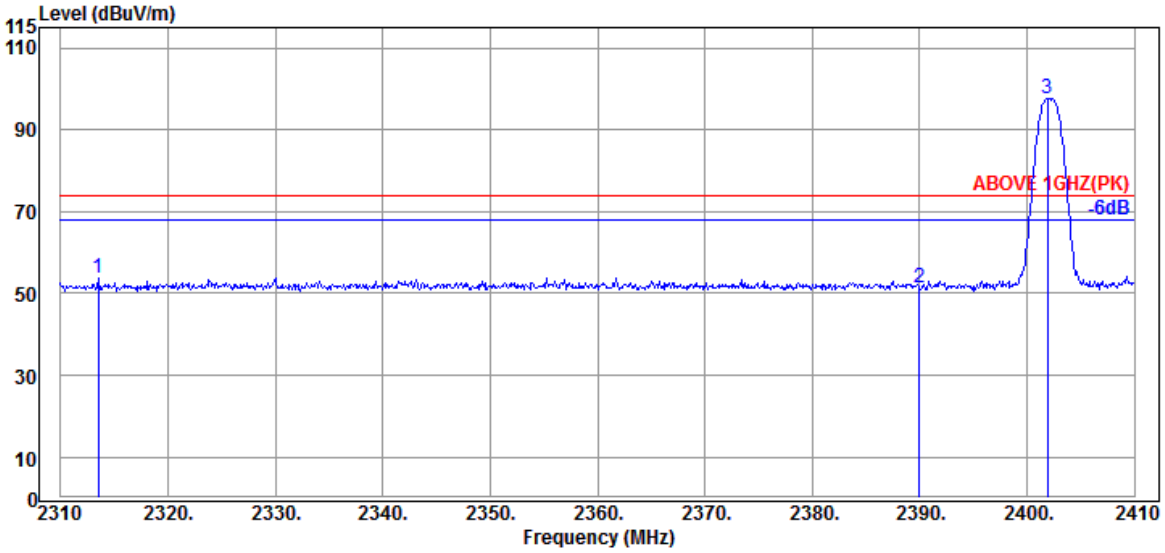

Antenna at Vertical Polarization

Emission Frequency (MHz)	Antenna Factor (dB/m)	Cable Loss (dB)	Preamp Gain (dB)	Read Level (dBμV)	Emission Level (dBμV/m)	Limits (dBμV/m)	Margin (dB)	Detector
2313.500	31.95	5.90	34.52	50.36	53.69	74.00	20.31	Peak
2390.000	31.89	6.04	34.54	48.10	51.49	74.00	22.51	Peak
@ 2401.900	31.80	6.04	34.54	94.17	97.47	---	---	Peak

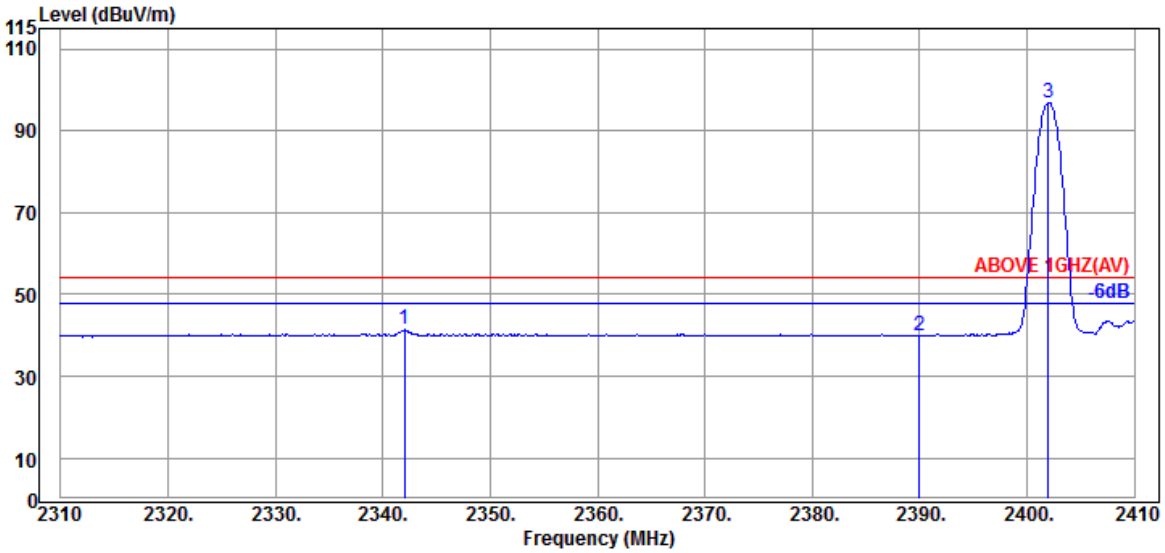

Antenna at Vertical Polarization

Emission Frequency (MHz)	Antenna Factor (dB/m)	Cable Loss (dB)	Preamp Gain (dB)	Read Level (dBμV)	Emission Level (dBμV/m)	Limits (dBμV/m)	Margin (dB)	Detector
2342.000	32.05	5.96	34.53	37.87	41.35	54.00	12.65	Average
2390.000	31.89	6.04	34.54	36.52	39.91	54.00	14.09	Average
@ 2402.000	31.80	6.04	34.54	93.61	96.91	---	---	Average

Remark: The "@" means fundamental frequency, it is ignored in this section.

This test report may be reproduced in full only. The document may only be updated by Audix Technology Corp. personnel. Any changes will be noted in the Document History section of the report.

Audix Technology Corp.
No. 491, Zhongfu Rd., Linkou Dist.,
New Taipei City244, Taiwan

Tel: +886 2 26099301
Fax: +886 2 26099303

Mode	BLE (1M)	Frequency	TX 2480MHz

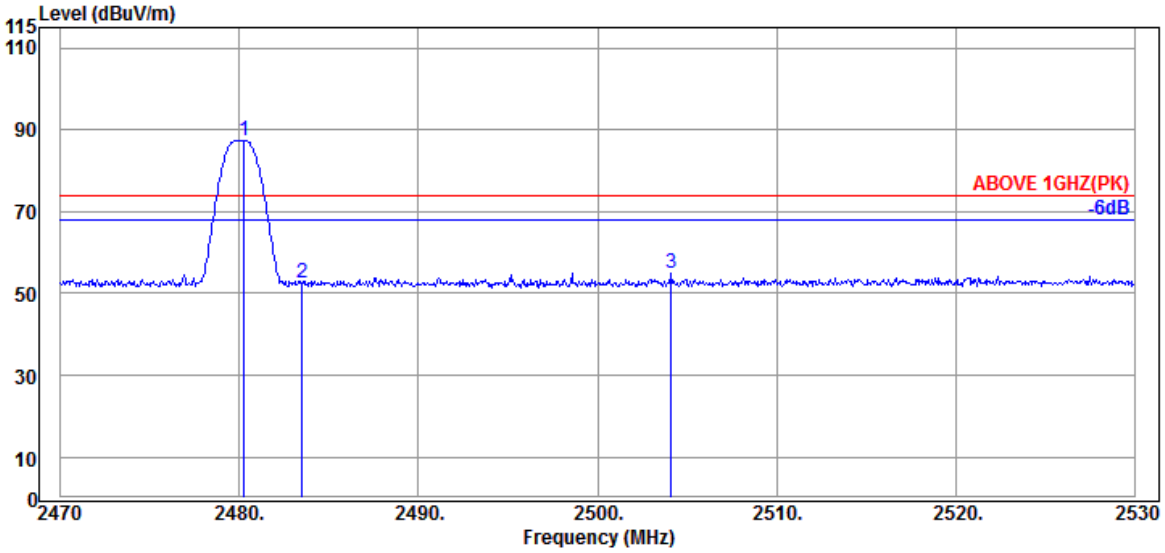

Antenna at Horizontal Polarization

Emission Frequency (MHz)	Antenna Factor (dB/m)	Cable Loss (dB)	Preamp Gain (dB)	Read Level (dBμV)	Emission Level (dBμV/m)	Limits (dBμV/m)	Margin (dB)	Detector
@ 2480.260	32.30	6.18	34.55	83.47	87.40	---	---	Peak
2483.500	32.30	6.18	34.55	48.49	52.42	74.00	21.58	Peak
2504.140	32.33	6.21	34.56	51.06	55.04	74.00	18.96	Peak

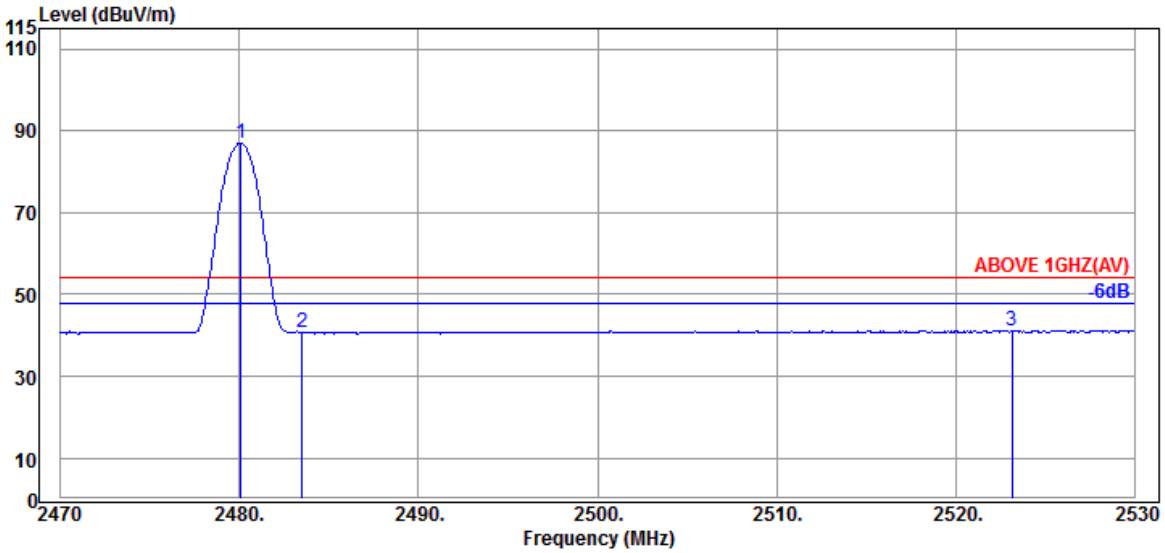

Antenna at Horizontal Polarization

Emission Frequency (MHz)	Antenna Factor (dB/m)	Cable Loss (dB)	Preamp Gain (dB)	Read Level (dBμV)	Emission Level (dBμV/m)	Limits (dBμV/m)	Margin (dB)	Detector
@ 2480.080	32.30	6.18	34.55	82.99	86.92	---	---	Average
2483.500	32.30	6.18	34.55	36.74	40.67	54.00	13.33	Average
2523.160	32.39	6.25	34.57	37.17	41.24	54.00	12.76	Average

Remark: The "@" means fundamental frequency, it is ignored in this section.

This test report may be reproduced in full only. The document may only be updated by Audix Technology Corp. personnel. Any changes will be noted in the Document History section of the report.

Audix Technology Corp.
No. 491, Zhongfu Rd., Linkou Dist.,
New Taipei City244, Taiwan
Tel: +886 2 26099301
Fax: +886 2 26099303

Mode	BLE (1M)	Frequency	TX 2480MHz

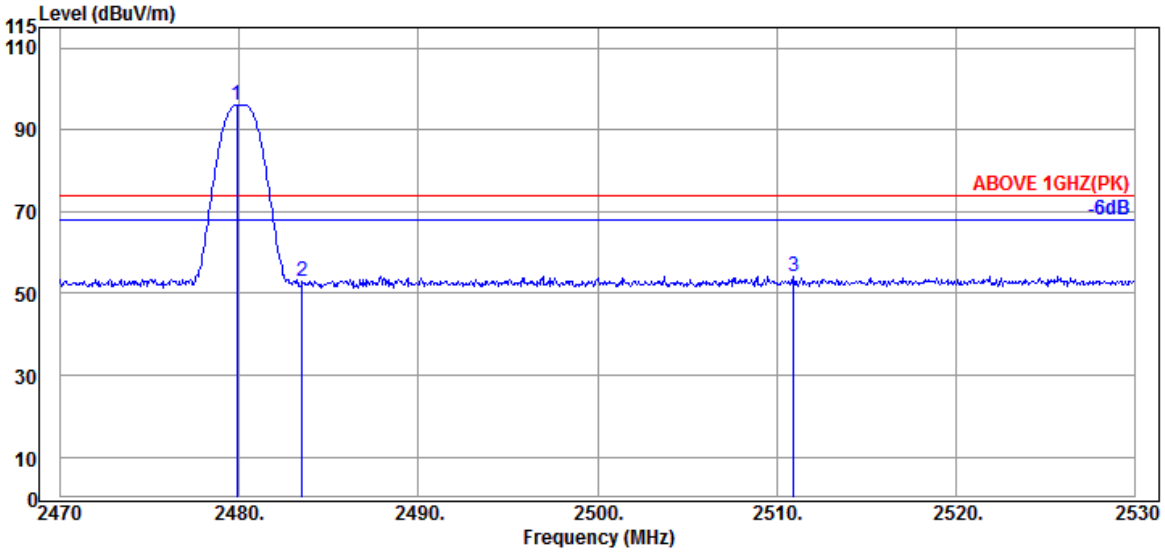

Antenna at Vertical Polarization

Emission Frequency (MHz)	Antenna Factor (dB/m)	Cable Loss (dB)	Preamp Gain (dB)	Read Level (dBμV)	Emission Level (dBμV/m)	Limits (dBμV/m)	Margin (dB)	Detector
@ 2479.840	32.30	6.18	34.55	92.08	96.01	---	---	Peak
2483.500	32.30	6.18	34.55	49.15	53.08	74.00	20.92	Peak
2510.980	32.36	6.23	34.56	50.25	54.28	74.00	19.72	Peak

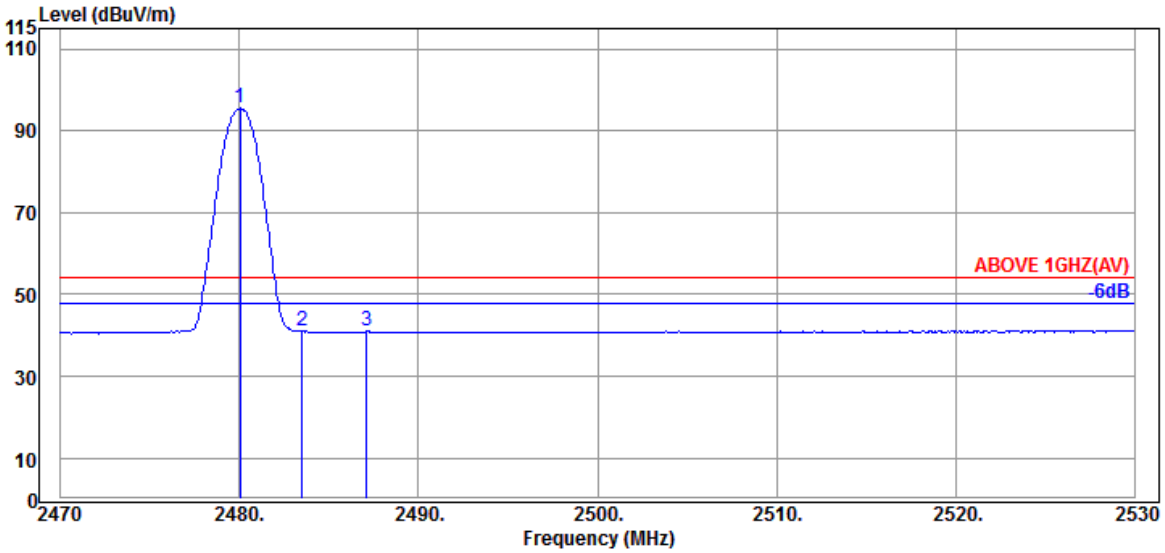

Antenna at Vertical Polarization

Emission Frequency (MHz)	Antenna Factor (dB/m)	Cable Loss (dB)	Preamp Gain (dB)	Read Level (dBμV)	Emission Level (dBμV/m)	Limits (dBμV/m)	Margin (dB)	Detector
@ 2480.020	32.30	6.18	34.55	91.56	95.49	---	---	Average
2483.500	32.30	6.18	34.55	37.11	41.04	54.00	12.96	Average
2487.100	32.30	6.18	34.55	37.30	41.23	54.00	12.77	Average

Remark: The "@" means fundamental frequency, it is ignored in this section.

This test report may be reproduced in full only. The document may only be updated by Audix Technology Corp. personnel. Any changes will be noted in the Document History section of the report.

Audix Technology Corp.
No. 491, Zhongfu Rd., Linkou Dist.,
New Taipei City244, Taiwan
Tel: +886 2 26099301
Fax: +886 2 26099303

Mode	BLE (2M)	Frequency	TX 2402MHz

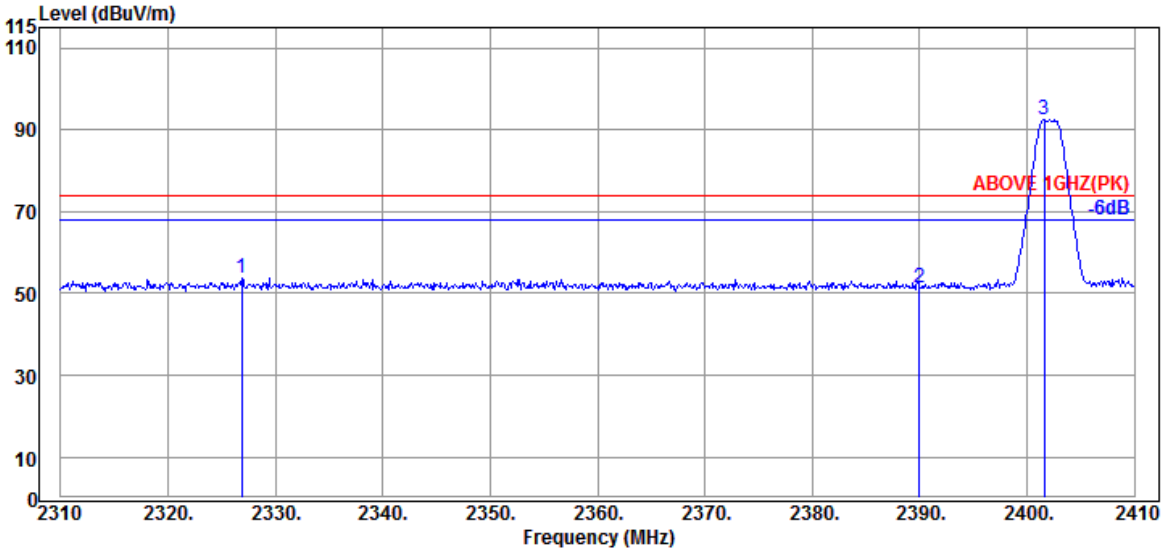

Antenna at Horizontal Polarization

Emission Frequency (MHz)	Antenna Factor (dB/m)	Cable Loss (dB)	Preamp Gain (dB)	Read Level (dBμV)	Emission Level (dBμV/m)	Limits (dBμV/m)	Margin (dB)	Detector
2326.900	32.00	5.93	34.52	50.29	53.70	74.00	20.30	Peak
2390.000	31.89	6.04	34.54	47.97	51.36	74.00	22.64	Peak
@ 2401.600	31.80	6.04	34.54	89.06	92.36	---	---	Peak

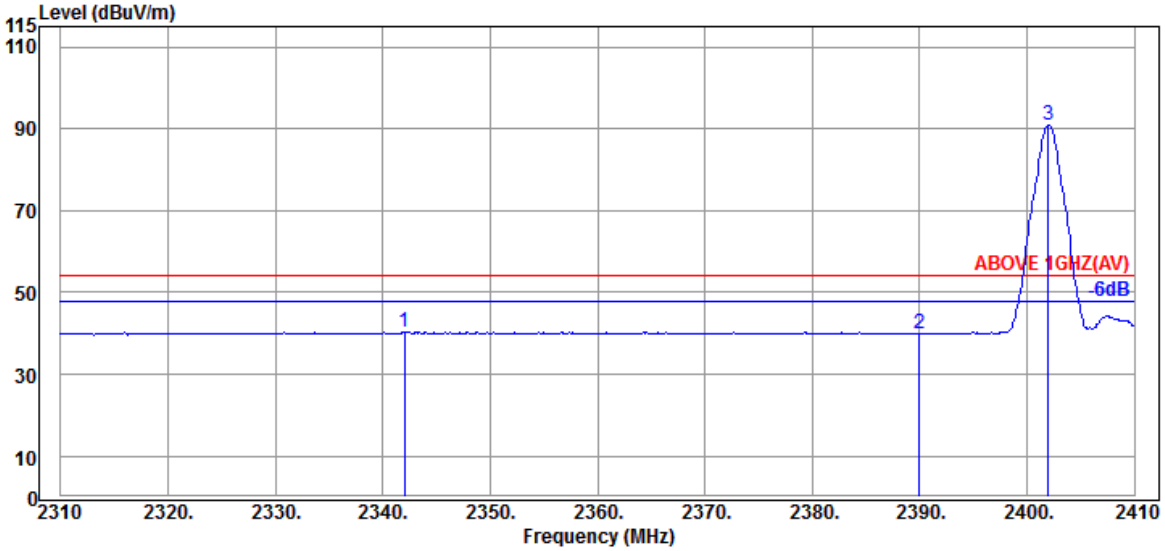

Antenna at Horizontal Polarization

Emission Frequency (MHz)	Antenna Factor (dB/m)	Cable Loss (dB)	Preamp Gain (dB)	Read Level (dBμV)	Emission Level (dBμV/m)	Limits (dBμV/m)	Margin (dB)	Detector
2342.000	32.05	5.96	34.53	36.95	40.43	54.00	13.57	Average
2390.000	31.89	6.04	34.54	36.71	40.10	54.00	13.90	Average
@ 2402.000	31.80	6.04	34.54	87.49	90.79	---	---	Average

Remark: The "@" means fundamental frequency, it is ignored in this section.

This test report may be reproduced in full only. The document may only be updated by Audix Technology Corp. personnel. Any changes will be noted in the Document History section of the report.

Audix Technology Corp.
No. 491, Zhongfu Rd., Linkou Dist.,
New Taipei City244, Taiwan
Tel: +886 2 26099301
Fax: +886 2 26099303

Mode	BLE (2M)	Frequency	TX 2402MHz

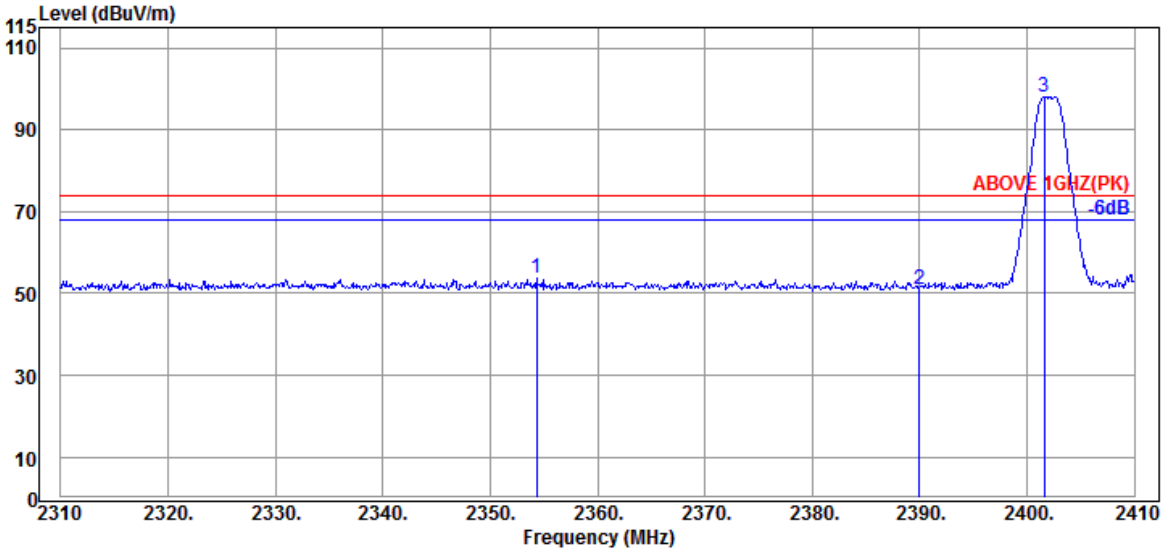

Antenna at Vertical Polarization

Emission Frequency (MHz)	Antenna Factor (dB/m)	Cable Loss (dB)	Preamp Gain (dB)	Read Level (dBμV)	Emission Level (dBμV/m)	Limits (dBμV/m)	Margin (dB)	Detector
2354.300	32.10	5.98	34.53	50.25	53.80	74.00	20.20	Peak
2390.000	31.89	6.04	34.54	47.75	51.14	74.00	22.86	Peak
@ 2401.600	31.80	6.04	34.54	94.76	98.06	---	---	Peak

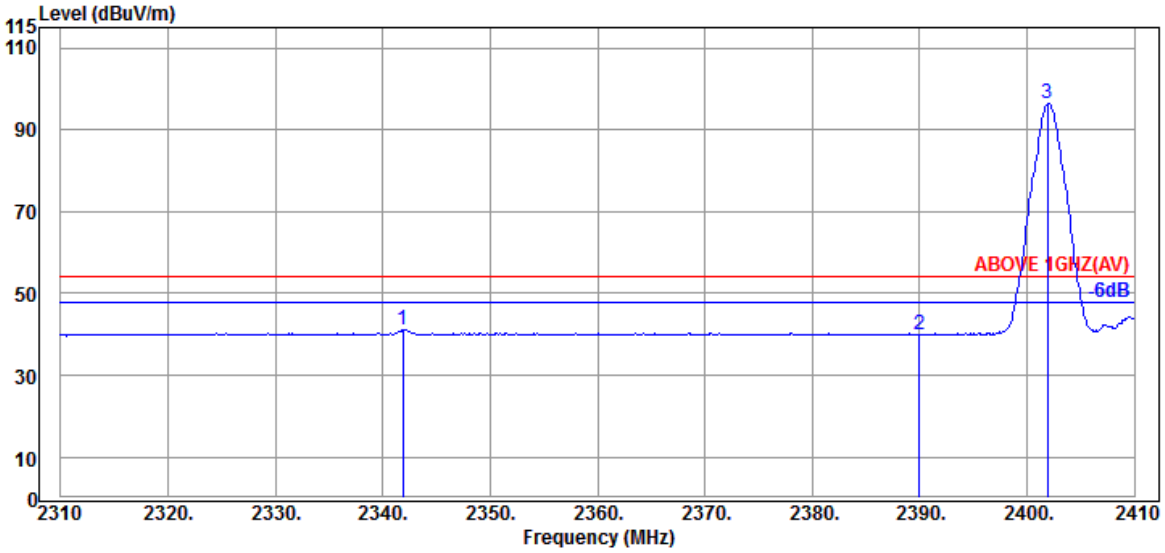

Antenna at Vertical Polarization

Emission Frequency (MHz)	Antenna Factor (dB/m)	Cable Loss (dB)	Preamp Gain (dB)	Read Level (dBμV)	Emission Level (dBμV/m)	Limits (dBμV/m)	Margin (dB)	Detector
2341.900	32.05	5.96	34.53	37.70	41.18	54.00	12.82	Average
2390.000	31.89	6.04	34.54	36.57	39.96	54.00	14.04	Average
@ 2401.900	31.80	6.04	34.54	93.04	96.34	---	---	Average

Remark: The "@" means fundamental frequency, it is ignored in this section.

This test report may be reproduced in full only. The document may only be updated by Audix Technology Corp. personnel. Any changes will be noted in the Document History section of the report.

Audix Technology Corp.
No. 491, Zhongfu Rd., Linkou Dist.,
New Taipei City244, Taiwan

Tel: +886 2 26099301
Fax: +886 2 26099303

Mode	BLE (2M)	Frequency	TX 2480MHz

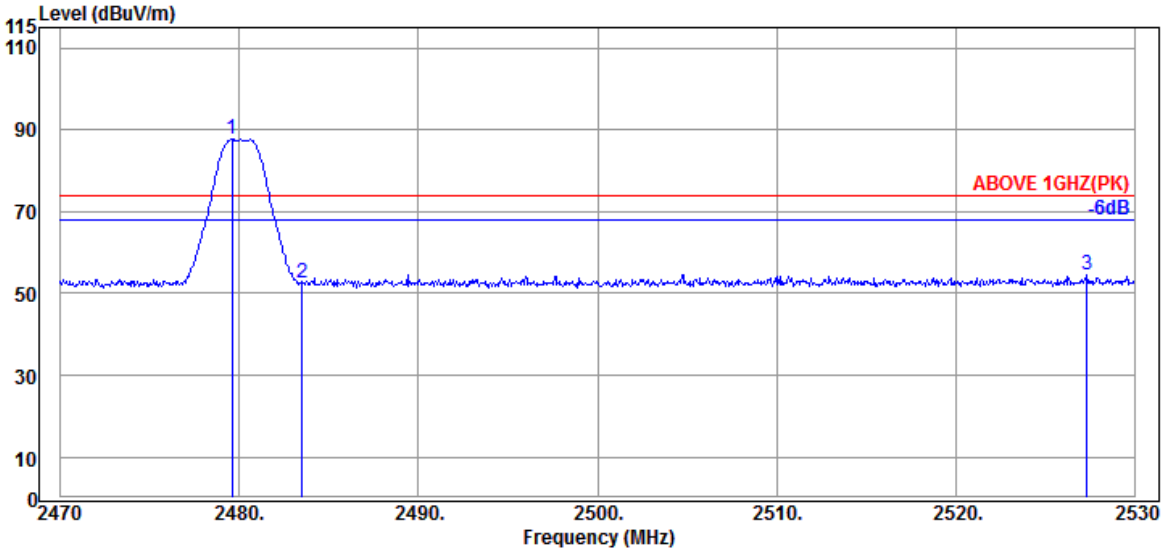

Antenna at Horizontal Polarization

Emission Frequency (MHz)	Antenna Factor (dB/m)	Cable Loss (dB)	Preamp Gain (dB)	Read Level (dBμV)	Emission Level (dBμV/m)	Limits (dBμV/m)	Margin (dB)	Detector
@ 2479.600	32.30	6.18	34.55	83.71	87.64	---	---	Peak
2483.500	32.30	6.18	34.55	48.64	52.57	74.00	21.43	Peak
2527.360	32.41	6.25	34.57	50.54	54.63	74.00	19.37	Peak

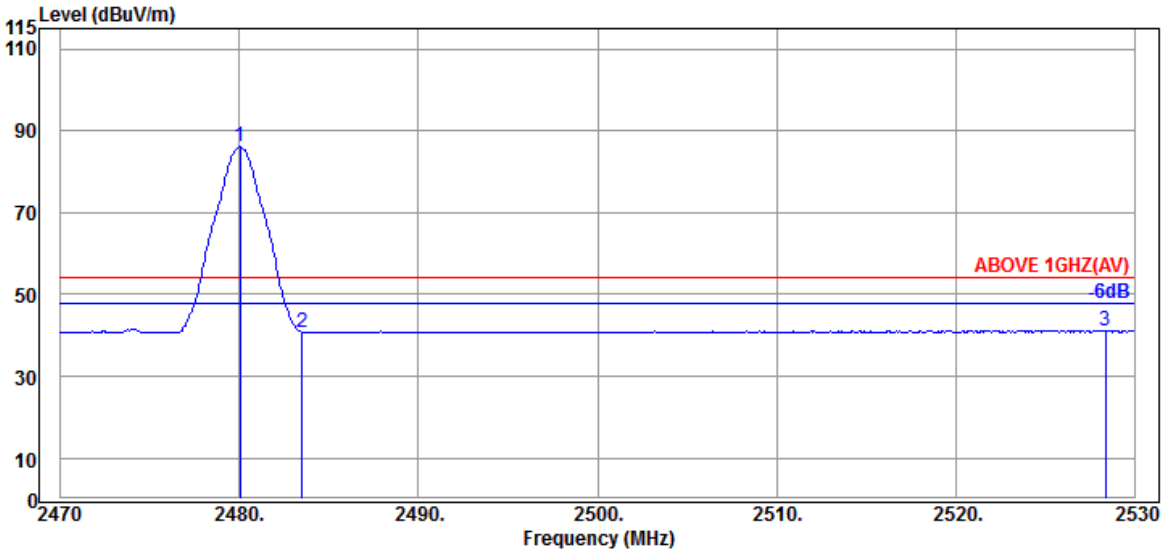

Antenna at Horizontal Polarization

Emission Frequency (MHz)	Antenna Factor (dB/m)	Cable Loss (dB)	Preamp Gain (dB)	Read Level (dBμV)	Emission Level (dBμV/m)	Limits (dBμV/m)	Margin (dB)	Detector
@ 2480.020	32.30	8.36	34.55	79.94	86.05	---	---	Average
2483.500	32.30	8.36	34.55	34.65	40.76	54.00	13.24	Average
2528.380	32.41	8.41	34.57	34.92	41.17	54.00	12.83	Average

Remark: The "@" means fundamental frequency, it is ignored in this section.

This test report may be reproduced in full only. The document may only be updated by Audix Technology Corp. personnel. Any changes will be noted in the Document History section of the report.

Audix Technology Corp.
No. 491, Zhongfu Rd., Linkou Dist.,
New Taipei City244, Taiwan

Tel: +886 2 26099301
Fax: +886 2 26099303

Mode	BLE (2M)	Frequency	TX 2480MHz

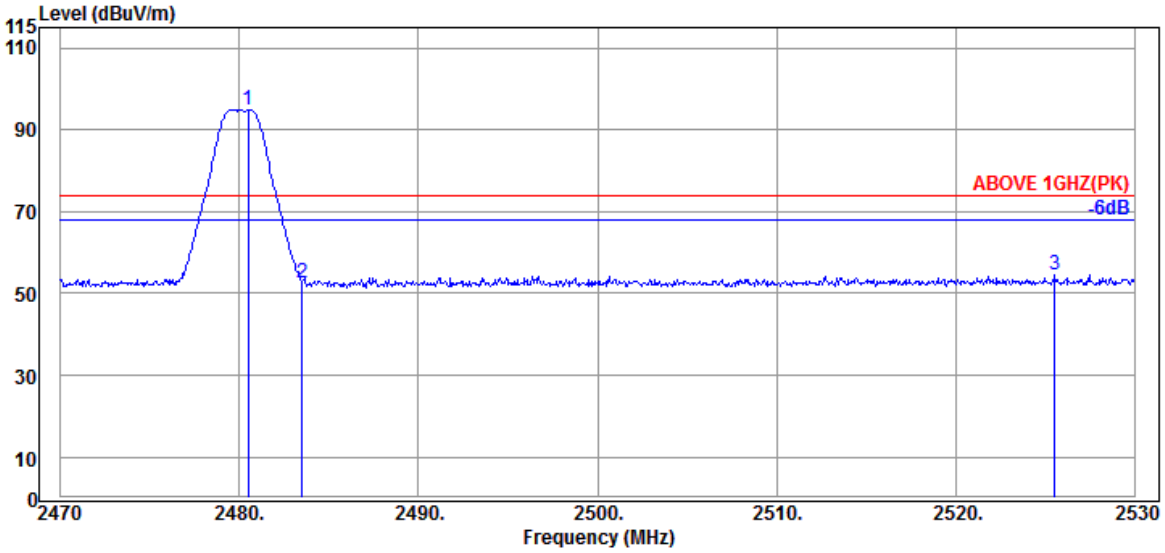

Antenna at Vertical Polarization

Emission Frequency (MHz)	Antenna Factor (dB/m)	Cable Loss (dB)	Preamp Gain (dB)	Read Level (dBμV)	Emission Level (dBμV/m)	Limits (dBμV/m)	Margin (dB)	Detector
@ 2480.500	32.30	6.18	34.55	91.00	94.93	---	---	Peak
2483.500	32.30	6.18	34.55	48.77	52.70	74.00	21.30	Peak
2525.560	32.41	6.25	34.57	50.59	54.68	74.00	19.32	Peak

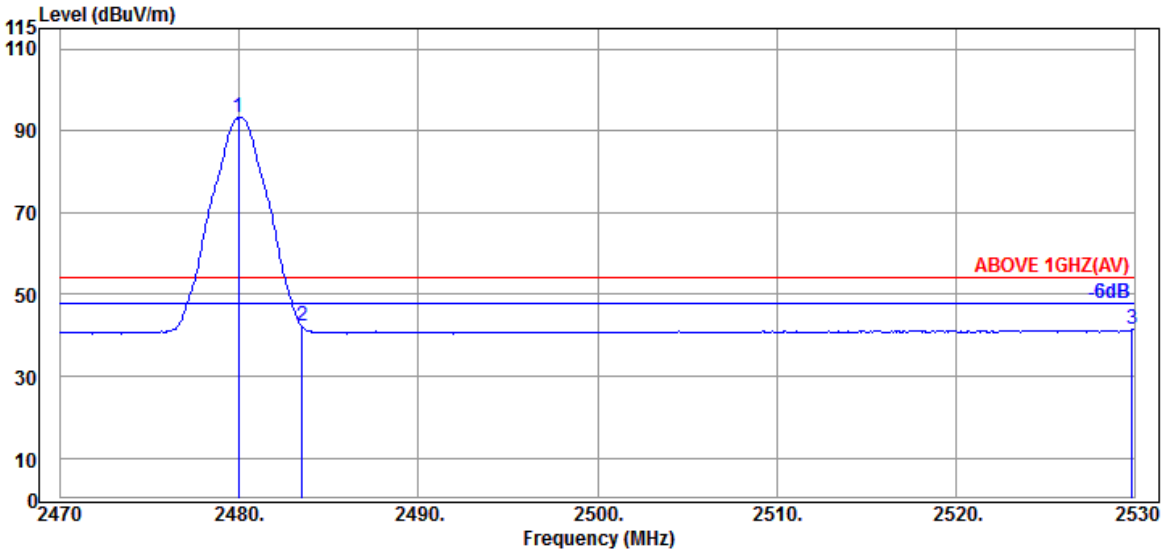

Antenna at Vertical Polarization

Emission Frequency (MHz)	Antenna Factor (dB/m)	Cable Loss (dB)	Preamp Gain (dB)	Read Level (dBμV)	Emission Level (dBμV/m)	Limits (dBμV/m)	Margin (dB)	Detector
@ 2479.960	32.30	6.18	34.55	89.40	93.33	---	---	Average
2483.500	32.30	6.18	34.55	38.21	42.14	54.00	11.86	Average
2529.880	32.41	6.25	34.57	37.29	41.38	54.00	12.62	Average

Remark: The "@" means fundamental frequency, it is ignored in this section.

This test report may be reproduced in full only. The document may only be updated by Audix Technology Corp. personnel. Any changes will be noted in the Document History section of the report.

Audix Technology Corp.
No. 491, Zhongfu Rd., Linkou Dist.,
New Taipei City244, Taiwan
Tel: +886 2 26099301
Fax: +886 2 26099303

A.2.2 Emissions outside the frequency band:

The emissions (up to 25GHz) not reported for there is no emission be found.

Mode	802.11b	Frequency	TX 2442MHz

Antenna at Horizontal Polarization

Emission Frequency (MHz)	Antenna Factor (dB/m)	Cable Loss (dB)	Preamp Gain (dB)	Read Level (dBμV)	Emission Level (dBμV/m)	Limits (dBμV/m)	Margin (dB)	Detector
4884.000	33.88	8.72	34.43	34.09	42.26	54.00	11.74	Peak

Antenna at Vertical Polarization

Emission Frequency (MHz)	Antenna Factor (dB/m)	Cable Loss (dB)	Preamp Gain (dB)	Read Level (dBμV)	Emission Level (dBμV/m)	Limits (dBμV/m)	Margin (dB)	Detector
4884.000	33.88	8.72	34.43	32.72	40.89	54.00	13.11	Peak

Mode	802.11g	Frequency	TX 2457MHz

Antenna at Horizontal Polarization

Emission Frequency (MHz)	Antenna Factor (dB/m)	Cable Loss (dB)	Preamp Gain (dB)	Read Level (dBμV)	Emission Level (dBμV/m)	Limits (dBμV/m)	Margin (dB)	Detector
4914.000	33.87	8.74	34.42	34.27	42.46	54.00	11.54	Peak

Antenna at Vertical Polarization

Emission Frequency (MHz)	Antenna Factor (dB/m)	Cable Loss (dB)	Preamp Gain (dB)	Read Level (dBμV)	Emission Level (dBμV/m)	Limits (dBμV/m)	Margin (dB)	Detector
4914.000	33.87	8.74	34.42	33.76	41.95	54.00	12.05	Peak

Mode	802.11n-HT20	Frequency	TX 2442MHz

Antenna at Horizontal Polarization

Emission Frequency (MHz)	Antenna Factor (dB/m)	Cable Loss (dB)	Preamp Gain (dB)	Read Level (dBμV)	Emission Level (dBμV/m)	Limits (dBμV/m)	Margin (dB)	Detector
4884.000	33.88	8.72	34.43	32.95	41.12	54.00	12.88	Peak

Antenna at Vertical Polarization

Emission Frequency (MHz)	Antenna Factor (dB/m)	Cable Loss (dB)	Preamp Gain (dB)	Read Level (dBμV)	Emission Level (dBμV/m)	Limits (dBμV/m)	Margin (dB)	Detector
4884.000	33.88	8.72	34.43	33.19	41.36	54.00	12.64	Peak

This test report may be reproduced in full only. The document may only be updated by Audix Technology Corp. personnel. Any changes will be noted in the Document History section of the report.

Audix Technology Corp.
No. 491, Zhongfu Rd., Linkou Dist.,
New Taipei City244, Taiwan
Tel: +886 2 26099301
Fax: +886 2 26099303

Mode	802.11n-HT40	Frequency	TX 2442MHz

Antenna at Horizontal Polarization

Emission Frequency (MHz)	Antenna Factor (dB/m)	Cable Loss (dB)	Preamp Gain (dB)	Read Level (dBμV)	Emission Level (dBμV/m)	Limits (dBμV/m)	Margin (dB)	Detector
4884.000	33.88	8.72	34.43	34.15	42.32	54.00	11.68	Peak

Antenna at Vertical Polarization

Emission Frequency (MHz)	Antenna Factor (dB/m)	Cable Loss (dB)	Preamp Gain (dB)	Read Level (dBμV)	Emission Level (dBμV/m)	Limits (dBμV/m)	Margin (dB)	Detector
4884.000	33.88	8.72	34.43	35.38	43.55	54.00	10.45	Peak

Mode	802.11ax-HE20	Frequency	TX 2442MHz

Antenna at Horizontal Polarization

Emission Frequency (MHz)	Antenna Factor (dB/m)	Cable Loss (dB)	Preamp Gain (dB)	Read Level (dBμV)	Emission Level (dBμV/m)	Limits (dBμV/m)	Margin (dB)	Detector
4884.000	33.88	8.72	34.43	34.74	42.91	54.00	11.09	Peak

Antenna at Vertical Polarization

Emission Frequency (MHz)	Antenna Factor (dB/m)	Cable Loss (dB)	Preamp Gain (dB)	Read Level (dBμV)	Emission Level (dBμV/m)	Limits (dBμV/m)	Margin (dB)	Detector
4884.000	33.88	8.72	34.43	33.36	41.53	54.00	12.47	Peak

Mode	802.11ax-HE40	Frequency	TX 2442MHz

Antenna at Horizontal Polarization

Emission Frequency (MHz)	Antenna Factor (dB/m)	Cable Loss (dB)	Preamp Gain (dB)	Read Level (dBμV)	Emission Level (dBμV/m)	Limits (dBμV/m)	Margin (dB)	Detector
4884.000	33.88	8.72	34.43	32.51	40.68	54.00	13.32	Peak

Antenna at Vertical Polarization

Emission Frequency (MHz)	Antenna Factor (dB/m)	Cable Loss (dB)	Preamp Gain (dB)	Read Level (dBμV)	Emission Level (dBμV/m)	Limits (dBμV/m)	Margin (dB)	Detector
4884.000	33.88	8.72	34.43	33.50	41.67	54.00	12.33	Peak

This test report may be reproduced in full only. The document may only be updated by Audix Technology Corp. personnel. Any changes will be noted in the Document History section of the report.

Audix Technology Corp.
No. 491, Zhongfu Rd., Linkou Dist.,
New Taipei City244, Taiwan
Tel: +886 2 26099301
Fax: +886 2 26099303

Mode	BLE (1M)	Frequency	TX 2402MHz

Antenna at Horizontal Polarization

Emission Frequency (MHz)	Antenna Factor (dB/m)	Cable Loss (dB)	Preamp Gain (dB)	Read Level (dBμV)	Emission Level (dBμV/m)	Limits (dBμV/m)	Margin (dB)	Detector
4804.000	33.60	8.68	34.44	33.99	41.83	54.00	12.17	Peak

Antenna at Vertical Polarization

Emission Frequency (MHz)	Antenna Factor (dB/m)	Cable Loss (dB)	Preamp Gain (dB)	Read Level (dBμV)	Emission Level (dBμV/m)	Limits (dBμV/m)	Margin (dB)	Detector
4804.000	33.60	8.68	34.44	32.91	40.75	54.00	13.25	Peak

Mode	BLE (1M)	Frequency	TX 2440MHz

Antenna at Horizontal Polarization

Emission Frequency (MHz)	Antenna Factor (dB/m)	Cable Loss (dB)	Preamp Gain (dB)	Read Level (dBμV)	Emission Level (dBμV/m)	Limits (dBμV/m)	Margin (dB)	Detector
4880.000	33.85	8.72	34.43	33.78	41.92	54.00	12.08	Peak

Antenna at Vertical Polarization

Emission Frequency (MHz)	Antenna Factor (dB/m)	Cable Loss (dB)	Preamp Gain (dB)	Read Level (dBμV)	Emission Level (dBμV/m)	Limits (dBμV/m)	Margin (dB)	Detector
4880.000	33.85	8.72	34.43	33.34	41.48	54.00	12.52	Peak

Mode	BLE (1M)	Frequency	TX 2480MHz

Antenna at Horizontal Polarization

Emission Frequency (MHz)	Antenna Factor (dB/m)	Cable Loss (dB)	Preamp Gain (dB)	Read Level (dBμV)	Emission Level (dBμV/m)	Limits (dBμV/m)	Margin (dB)	Detector
4960.000	33.83	8.77	34.41	33.43	41.62	54.00	12.38	Peak

Antenna at Vertical Polarization

Emission Frequency (MHz)	Antenna Factor (dB/m)	Cable Loss (dB)	Preamp Gain (dB)	Read Level (dBμV)	Emission Level (dBμV/m)	Limits (dBμV/m)	Margin (dB)	Detector
4960.000	33.83	8.77	34.41	33.13	41.32	54.00	12.68	Peak

This test report may be reproduced in full only. The document may only be updated by Audix Technology Corp. personnel. Any changes will be noted in the Document History section of the report.

Audix Technology Corp.
No. 491, Zhongfu Rd., Linkou Dist.,
New Taipei City244, Taiwan

Tel: +886 2 26099301
Fax: +886 2 26099303

A.2.3 Emissions in Non-restricted Frequency Bands:

Pursuant to ANSI C63.10:2013 that emission levels below the FCC 15.209(a)/RSS-Gen Section 8.9table 4 general radiated emissions limits is not required.

This test report may be reproduced in full only. The document may only be updated by Audix Technology Corp. personnel. Any changes will be noted in the Document History section of the report.