Audix Technology Corp.
No. 491, Zhongfu Rd., Linkou Dist.,
New Taipei City244, Taiwan

Tel: +886 2 26099301
Fax: +886 2 26099303

TABLE OF CONTENTS

A.1 CONDUCTED EMISSION 2
A.2 RADIATED EMISSION 6
A.2.1 Emissions within Restricted Frequency Bands 6
A.2.2 Emissions outside the frequency band 149
A.2.3 Emissions in Non-restricted Frequency Bands 164
A.3 EMISSION/OCCUPIED BANDWIDTH 165
A.3.1 Emission/Occupied Bandwidth Result 165
A.3.2 Measurement Plots 170
A.4 MAXIMUM OUTPUT POWER 195
A.4.1 Average Output Power 195
A.4.2 Measurement Plots 205
A.5 POWER SPECTRAL DENSITY 213
A.5.1 Power Spectral Density Result 213
A.5.2 Measurement Plots 217
A.6 FREQUENCY STABILITY 236
A.6.1 Frequency stability Result 236

This test report may be reproduced in full only. The document may only be updated by Audix Technology Corp. personnel. Any changes will be noted in the Document History section of the report.

Audix Technology Corp.
No. 491, Zhongfu Rd., Linkou Dist.,
New Taipei City244, Taiwan

Tel: +886 2 26099301
Fax: +886 2 26099303

A.1 CONDUCTED EMISSION

Test Date	2022/02/15	Temp./Hum.	23°C/60%
Test Voltage	AC 120V 60Hz (Via AC Adapter)	Tested By	Chucky Chiu
Test SKU	SKU #1 (with INPAQ Antenna)		

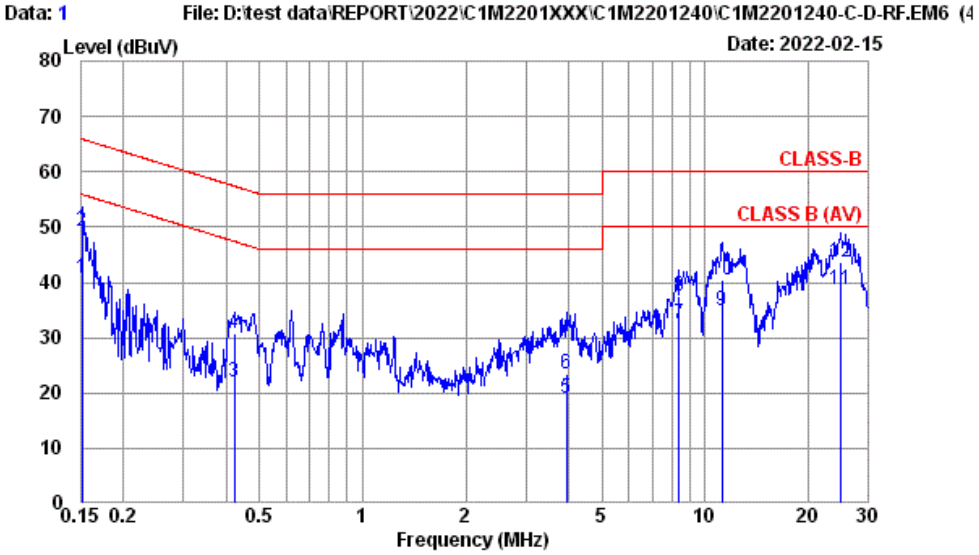

Site No. : No.8 Shielded Room
Instrument 1 : Receiver ESR3(774)
Instrument 2 : ENV432 (567)(A)|CE-08|ESH3-Z2 (354)
Limit : LP0002
Environment : 23°C / 60%
EUT Model : 15Z90Q
Test Mode : Operating
Luxshare

Data No. : 1
Phase : NEUTRAL
Engineer : Chucky Chiu
Test Rating : 120Vac/60Hz

	Freq. (MHz)	AMN Factor (dB)	Cable Loss (dB)	Pulse Att. (dB)	Reading (dBμV)	Emission Level (dBμV)	Limits (dBμV)	Margin (dB)	Remark
1	0.152	10.41	0.03	9.85	20.52	40.81	55.91	15.10	Average
2	0.152	10.41	0.03	9.85	28.86	49.15	65.91	16.76	QP
3	0.421	10.37	0.03	9.85	1.81	22.06	47.42	25.36	Average
4	0.421	10.37	0.03	9.85	10.45	30.70	57.42	26.72	QP
5	3.943	10.45	0.09	9.86	-1.30	19.10	46.00	26.90	Average
6	3.943	10.45	0.09	9.86	3.09	23.49	56.00	32.51	QP
7	8.367	10.64	0.12	9.88	11.94	32.58	50.00	17.42	Average
8	8.367	10.64	0.12	9.88	16.88	37.52	60.00	22.48	QP
9	11.198	10.75	0.15	9.90	14.07	34.87	50.00	15.13	Average
10	11.198	10.75	0.15	9.90	19.61	40.41	60.00	19.59	QP
11	24.922	11.25	0.22	9.97	17.20	38.64	50.00	11.36	Average
12	24.922	11.25	0.22	9.97	22.13	43.57	60.00	16.43	QP

Remarks: 1. Emission Level= AMN Factor + Cable Loss + Pulse Att. + Reading.
2. If the average limit is met when using a quasi-peak detector, the EUT shall be deemed to meet both limits and measurement with average detector is unnecessary.

This test report may be reproduced in full only. The document may only be updated by Audix Technology Corp. personnel. Any changes will be noted in the Document History section of the report.

Audix Technology Corp.
No. 491, Zhongfu Rd., Linkou Dist.,
New Taipei City244, Taiwan

Tel: +886 2 26099301
Fax: +886 2 26099303

Test Date	2022/02/15	Temp./Hum.	23°C/60%
Test Voltage	AC 120V 60Hz (Via AC Adapter)	Tested By	Chucky Chiu
Test SKU	SKU #1 (with INPAQ Antenna)		

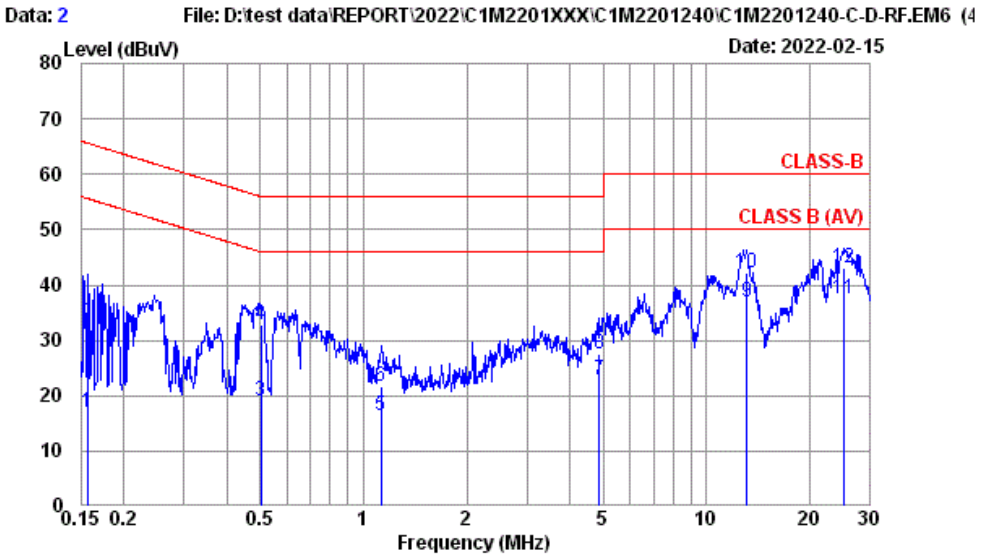


```
Site No.        : No.8 Shielded Room              Data No.     : 2
Instrument 1    : Receiver ESR3(774)
Instrument 2    : ENV432 (567)(A)|CE-08|ESH3-Z2 (354)
Limit           : LP0002                          Phase        : LINE
Environment     : 23*C / 60%                      Engineer     : Chucky Chiu
EUT Model       : 15Z90Q                          Test Rating  : 120Vac/60Hz
Test Mode       : Operating
                  Luxshare
```

	Freq. (MHz)	AMN Factor (dB)	Cable Loss (dB)	Pulse Att. (dB)	Reading (dBμV)	Emission Level (dBμV)	Limits (dBμV)	Margin (dB)	Remark
1	0.156	10.40	0.03	9.85	-3.30	16.98	55.65	38.67	Average
2	0.156	10.40	0.03	9.85	12.90	33.18	65.65	32.47	QP
3	0.502	10.37	0.03	9.85	-1.16	19.09	46.00	26.91	Average
4	0.502	10.37	0.03	9.85	12.52	32.77	56.00	23.23	QP
5	1.123	10.38	0.04	9.85	-3.81	16.46	46.00	29.54	Average
6	1.123	10.38	0.04	9.85	1.56	21.83	56.00	34.17	QP
7	4.874	10.45	0.10	9.87	2.53	22.95	46.00	23.05	Average
8	4.874	10.45	0.10	9.87	7.18	27.60	56.00	28.40	QP
9	13.127	10.64	0.16	9.90	16.12	36.82	50.00	13.18	Average
10	13.127	10.64	0.16	9.90	21.57	42.27	60.00	17.73	QP
11	25.188	10.83	0.22	9.97	16.52	37.54	50.00	12.46	Average
12	25.188	10.83	0.22	9.97	21.91	42.93	60.00	17.07	QP

```
Remarks: 1. Emission Level= AMN Factor + Cable Loss + Pulse Att. + Reading.
         2. If the average limit is met when using a quasi-peak detector,
            the EUT shall be deemed to meet both limits and measurement
            with average detector is unnecessary.
```


This test report may be reproduced in full only. The document may only be updated by Audix Technology Corp. personnel. Any changes will be noted in the Document History section of the report.

Audix Technology Corp.
No. 491, Zhongfu Rd., Linkou Dist.,
New Taipei City244, Taiwan

Tel: +886 2 26099301
Fax: +886 2 26099303

Test Date	2022/02/15	Temp./Hum.	23°C/60%
Test Voltage	AC 120V 60Hz (Via AC Adapter)	Tested By	Chucky Chiu
Test SKU	SKU #2 (with LUXSHARE-ICT Antenna)		

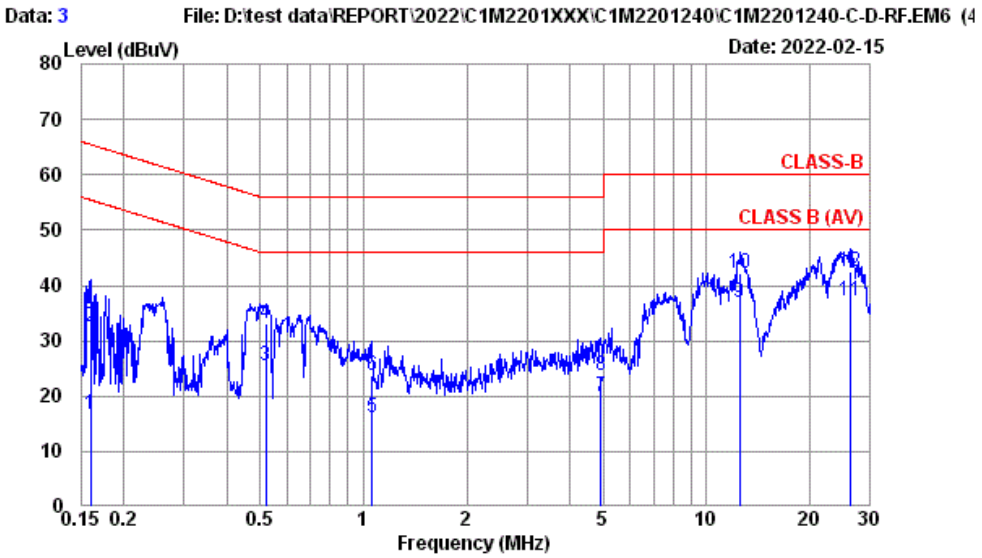

Site No. : No.8 Shielded Room
Instrument 1 : Receiver ESR3(774)
Instrument 2 : ENV432 (567)(A)|CE-08|ESH3-Z2 (354)
Limit : LP0002
Environment : 23°C / 60%
EUT Model : 15Z90Q
Test Mode : Operating
INPAQ

Data No. : 3
Phase : NEUTRAL
Engineer : Chucky Chiu
Test Rating : 120Vac/60Hz

	Freq. (MHz)	AMN Factor (dB)	Cable Loss (dB)	Pulse Att. (dB)	Reading (dBμV)	Emission Level (dBμV)	Limits (dBμV)	Margin (dB)	Remark
1	0.160	10.41	0.03	9.85	-3.70	16.59	55.47	38.88	Average
2	0.160	10.41	0.03	9.85	12.10	32.39	65.47	33.08	QP
3	0.518	10.37	0.03	9.85	5.22	25.47	46.00	20.53	Average
4	0.518	10.37	0.03	9.85	12.83	33.08	56.00	22.92	QP
5	1.060	10.38	0.04	9.85	-4.12	16.15	46.00	29.85	Average
6	1.060	10.38	0.04	9.85	3.54	23.81	56.00	32.19	QP
7	4.926	10.50	0.10	9.87	-0.44	20.03	46.00	25.97	Average
8	4.926	10.50	0.10	9.87	3.24	23.71	56.00	32.29	QP
9	12.516	10.81	0.15	9.90	16.11	36.97	50.00	13.03	Average
10	12.516	10.81	0.15	9.90	21.46	42.32	60.00	17.68	QP
11	26.139	11.28	0.22	9.98	15.73	37.21	50.00	12.79	Average
12	26.139	11.28	0.22	9.98	21.11	42.59	60.00	17.41	QP

Remarks: 1. Emission Level= AMN Factor + Cable Loss + Pulse Att. + Reading.
2. If the average limit is met when using a quasi-peak detector, the EUT shall be deemed to meet both limits and measurement with average detector is unnecessary.

This test report may be reproduced in full only. The document may only be updated by Audix Technology Corp. personnel. Any changes will be noted in the Document History section of the report.

Audix Technology Corp.
No. 491, Zhongfu Rd., Linkou Dist.,
New Taipei City244, Taiwan

Tel: +886 2 26099301
Fax: +886 2 26099303

Test Date	2022/02/15	Temp./Hum.	23°C/60%
Test Voltage	AC 120V 60Hz (Via AC Adapter)	Tested By	Chucky Chiu
Test SKU	SKU #2 (with LUXSHARE-ICT Antenna)		

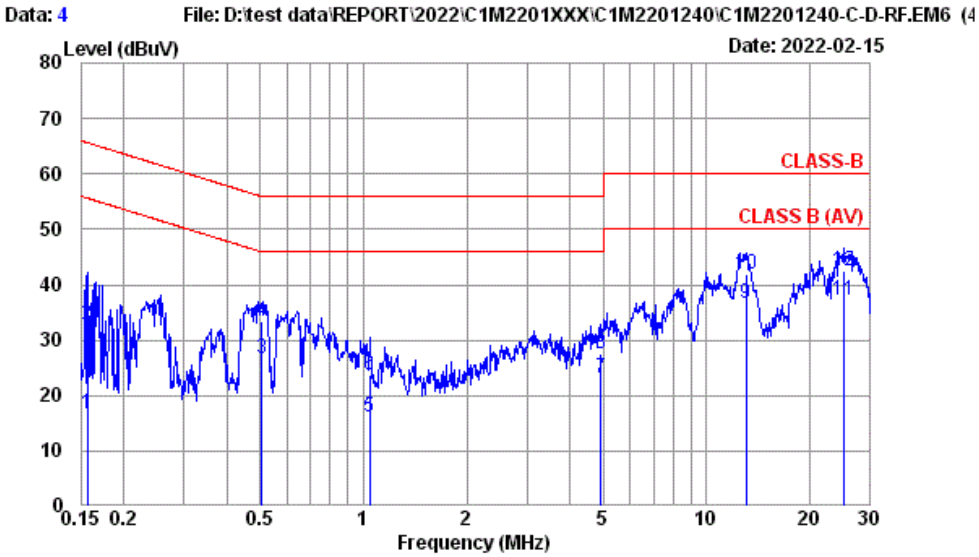

Site No. : No.8 Shielded Room
Instrument 1 : Receiver ESR3(774)
Instrument 2 : ENV432 (567)(A)|CE-08|ESH3-Z2 (354)
Limit : LP0002
Environment : 23°C / 60%
EUT Model : 15Z90Q
Test Mode : Operating
INPAQ

Data No. : 4
Phase : LINE
Engineer : Chucky Chiu
Test Rating : 120Vac/60Hz

	Freq. (MHz)	AMN Factor (dB)	Cable Loss (dB)	Pulse Att. (dB)	Reading (dBµV)	Emission Level (dBµV)	Limits (dBµV)	Margin (dB)	Remark
1	0.156	10.40	0.03	9.85	-3.55	16.73	55.65	38.92	Average
2	0.156	10.40	0.03	9.85	12.62	32.90	65.65	32.75	QP
3	0.505	10.37	0.03	9.85	6.42	26.67	46.00	19.33	Average
4	0.505	10.37	0.03	9.85	13.06	33.31	56.00	22.69	QP
5	1.043	10.38	0.04	9.85	-4.24	16.03	46.00	29.97	Average
6	1.043	10.38	0.04	9.85	3.34	23.61	56.00	32.39	QP
7	4.926	10.45	0.10	9.87	2.79	23.21	46.00	22.79	Average
8	4.926	10.45	0.10	9.87	7.22	27.64	56.00	28.36	QP
9	13.057	10.64	0.16	9.90	15.79	36.49	50.00	13.51	Average
10	13.057	10.64	0.16	9.90	21.26	41.96	60.00	18.04	QP
11	25.055	10.83	0.22	9.97	16.26	37.28	50.00	12.72	Average
12	25.055	10.83	0.22	9.97	21.55	42.57	60.00	17.43	QP

Remarks: 1. Emission Level= AMN Factor + Cable Loss + Pulse Att. + Reading.
2. If the average limit is met when using a quasi-peak detector, the EUT shall be deemed to meet both limits and measurement with average detector is unnecessary.

This test report may be reproduced in full only. The document may only be updated by Audix Technology Corp. personnel. Any changes will be noted in the Document History section of the report.

Audix Technology Corp.
No. 491, Zhongfu Rd., Linkou Dist.,
New Taipei City244, Taiwan
Tel: +886 2 26099301
Fax: +886 2 26099303

A.2 RADIATED EMISSION

Test Date	2022/01/24 ~ 02/14	Temp./Hum.	19 ~ 22°C/66 ~ 73%
Test Voltage	AC 120V 60Hz (Via AC Adapter)	Tested By	Kuper Hsu
Test SKU	SKU #2 (with LUXSHARE-ICT Antenna) for UNII Band 2A/2C/III Test SKU #1 (with INPAQ Antenna) for UNII Band I Test		

A.2.1 Emissions within Restricted Frequency Bands

A.2.1.1 Frequency 9kHz~30MHz

The emissions (9kHz~30MHz) not reported for there is no emission be found.

A.2.1.2 Frequency Below 1GHz

- **Test SKU #1 (with INPAQ Antenna)**

Mode	802.11a-HT40	U-NII Band	III
		Frequency	TX 5755MHz

Antenna at Horizontal Polarization

Emission Frequency (MHz)	Antenna Factor (dB/m)	Cable Loss (dB)	Preamp Gain (dB)	Read Level (dBμV)	Emission Level (dBμV/m)	Limits (dBμV/m)	Margin (dB)	Detector
82.380	13.34	2.06	32.37	44.14	27.17	40.00	12.83	Peak
214.300	16.07	3.52	32.24	45.11	32.46	43.50	11.04	Peak
223.030	16.61	3.60	32.24	51.17	39.14	46.00	6.86	Peak
604.240	24.32	6.79	32.32	36.12	34.91	46.00	11.09	Peak
896.210	26.29	8.42	31.50	36.50	39.71	46.00	6.29	Peak
965.080	26.85	8.79	30.89	30.00	34.75	54.00	19.25	Peak

Antenna at Vertical Polarization

Emission Frequency (MHz)	Antenna Factor (dB/m)	Cable Loss (dB)	Preamp Gain (dB)	Read Level (dBμV)	Emission Level (dBμV/m)	Limits (dBμV/m)	Margin (dB)	Detector
32.910	22.52	1.24	32.43	45.13	36.46	40.00	3.54	Peak
127.970	17.55	2.62	32.31	44.11	31.97	43.50	11.53	Peak
318.090	19.52	4.55	32.25	43.58	35.40	46.00	10.60	Peak
593.570	24.23	6.75	32.31	31.82	30.49	46.00	15.51	Peak
896.210	26.29	8.42	31.50	38.12	41.33	46.00	4.67	Peak
963.140	26.83	8.78	30.89	30.11	34.83	54.00	19.17	Peak

This test report may be reproduced in full only. The document may only be updated by Audix Technology Corp. personnel. Any changes will be noted in the Document History section of the report.

Audix Technology Corp.
No. 491, Zhongfu Rd., Linkou Dist.,
New Taipei City244, Taiwan
Tel: +886 2 26099301
Fax: +886 2 26099303

- **Test SKU #2 (with LUXSHARE-ICT Antenna)**

Mode	802.11n-HT40	U-NII Band	III
		Frequency	TX 5755MHz

Antenna at Horizontal Polarization

Emission Frequency (MHz)	Antenna Factor (dB/m)	Cable Loss (dB)	Preamp Gain (dB)	Read Level (dBμV)	Emission Level (dBμV/m)	Limits (dBμV/m)	Margin (dB)	Detector
79.470	12.86	2.02	32.37	46.86	29.37	40.00	10.63	Peak
152.220	16.17	2.88	32.28	46.07	32.84	43.50	10.66	Peak
223.030	16.61	3.60	32.24	55.19	43.16	46.00	2.84	Peak
606.180	24.33	6.80	32.31	35.35	34.17	46.00	11.83	Peak
896.210	26.29	8.42	31.50	36.42	39.63	46.00	6.37	Peak
965.080	26.85	8.79	30.89	30.82	35.57	54.00	18.43	Peak

Antenna at Vertical Polarization

Emission Frequency (MHz)	Antenna Factor (dB/m)	Cable Loss (dB)	Preamp Gain (dB)	Read Level (dBμV)	Emission Level (dBμV/m)	Limits (dBμV/m)	Margin (dB)	Detector
31.940	22.86	1.22	32.43	44.82	36.47	40.00	3.53	Peak
124.090	17.75	2.57	32.31	43.42	31.43	43.50	12.07	Peak
371.440	20.80	5.22	32.24	42.48	36.26	46.00	9.74	Peak
593.570	24.23	6.75	32.31	36.60	35.27	46.00	10.73	Peak
896.210	26.29	8.42	31.50	37.32	40.53	46.00	5.47	Peak
973.810	26.91	8.83	30.81	30.63	35.56	54.00	18.44	Peak

This test report may be reproduced in full only. The document may only be updated by Audix Technology Corp. personnel. Any changes will be noted in the Document History section of the report.

Audix Technology Corp.
No. 491, Zhongfu Rd., Linkou Dist.,
New Taipei City244, Taiwan
Tel: +886 2 26099301
Fax: +886 2 26099303

A.2.1.3 Frequency Above 1 GHz to 10th harmonics

Band Edge:

Mode	802.11a	U-NII Band	I
		Frequency	TX 5180MHz

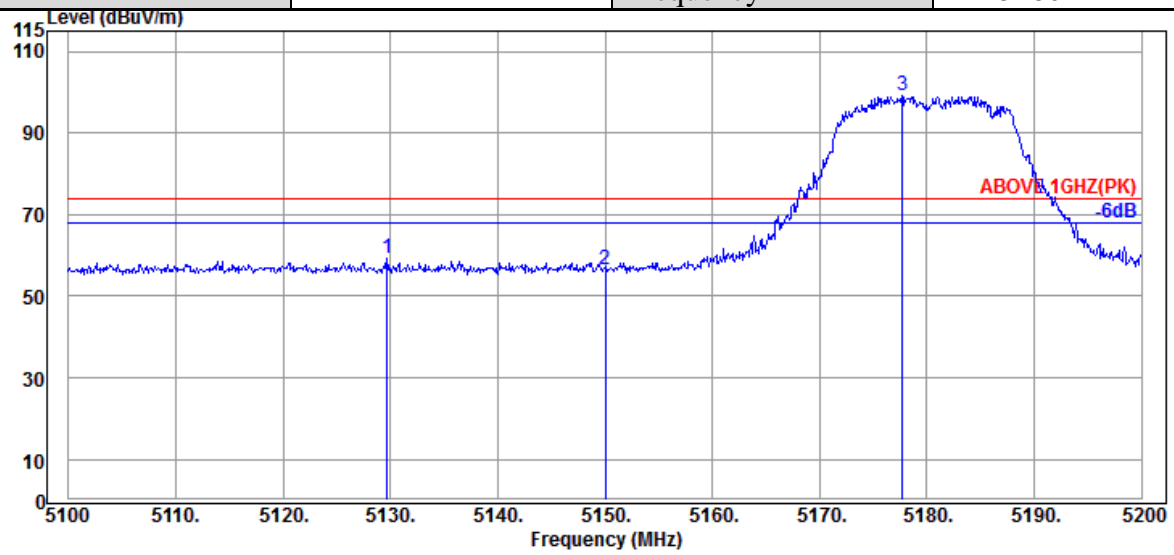

Antenna at Horizontal Polarization

Emission Frequency (MHz)	Antenna Factor (dB/m)	Cable Loss (dB)	Preamp Gain (dB)	Read Level (dBμV)	Emission Level (dBμV/m)	Limits (dBμV/m)	Margin (dB)	Detector
5129.700	34.17	8.91	34.36	50.61	59.33	74.00	14.67	Peak
5150.000	34.20	8.92	34.35	47.66	56.43	74.00	17.57	Peak
@ 5177.700	34.20	8.95	34.34	90.51	99.32	---	---	Peak

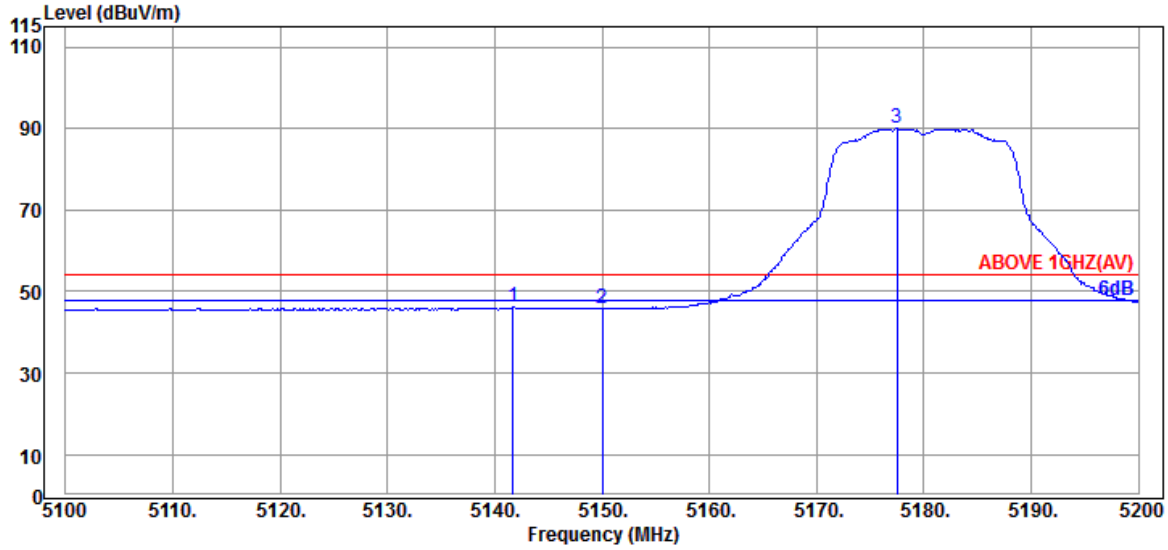

Antenna at Horizontal Polarization

Emission Frequency (MHz)	Antenna Factor (dB/m)	Cable Loss (dB)	Preamp Gain (dB)	Read Level (dBμV)	Emission Level (dBμV/m)	Limits (dBμV/m)	Margin (dB)	Detector
5141.700	34.17	8.92	34.36	37.44	46.17	54.00	7.83	Average
5150.000	34.20	8.92	34.35	36.94	45.71	54.00	8.29	Average
@ 5177.500	34.20	8.95	34.34	81.24	90.05	---	---	Average

Remark: The "@" means fundamental frequency, it is ignored in this section.

This test report may be reproduced in full only. The document may only be updated by Audix Technology Corp. personnel. Any changes will be noted in the Document History section of the report.

Audix Technology Corp.
No. 491, Zhongfu Rd., Linkou Dist.,
New Taipei City244, Taiwan

Tel: +886 2 26099301
Fax: +886 2 26099303

Mode	802.11a	U-NII Band	I
		Frequency	TX 5180MHz

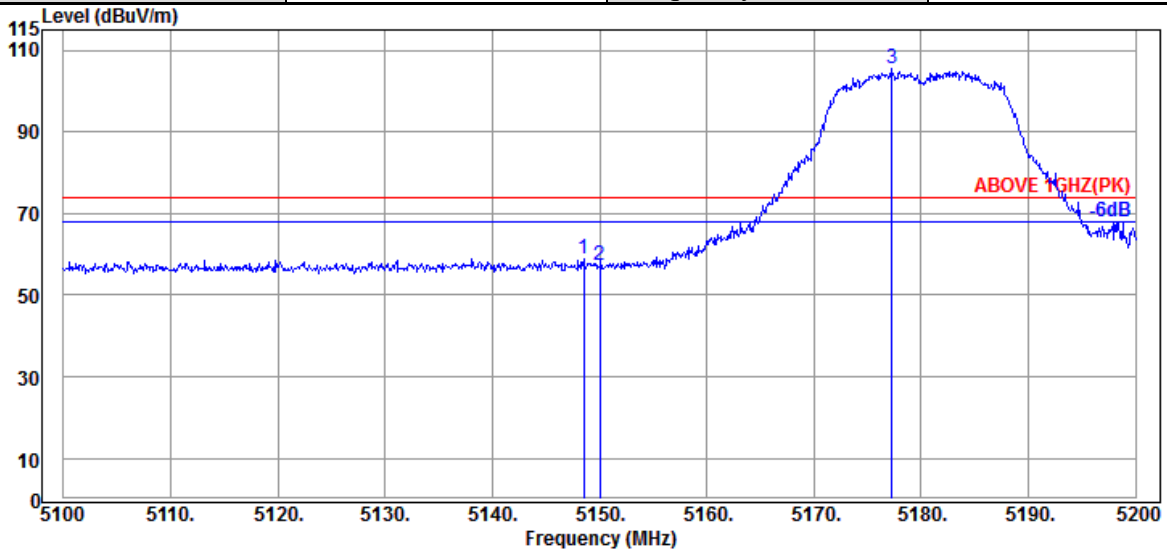

Antenna at Vertical Polarization

Emission Frequency (MHz)	Antenna Factor (dB/m)	Cable Loss (dB)	Preamp Gain (dB)	Read Level (dBμV)	Emission Level (dBμV/m)	Limits (dBμV/m)	Margin (dB)	Detector
5148.500	34.20	8.92	34.35	50.18	58.95	74.00	15.05	Peak
5150.000	34.20	8.92	34.35	48.34	57.11	74.00	16.89	Peak
@ 5177.300	34.20	8.95	34.34	96.82	105.63	---	---	Peak

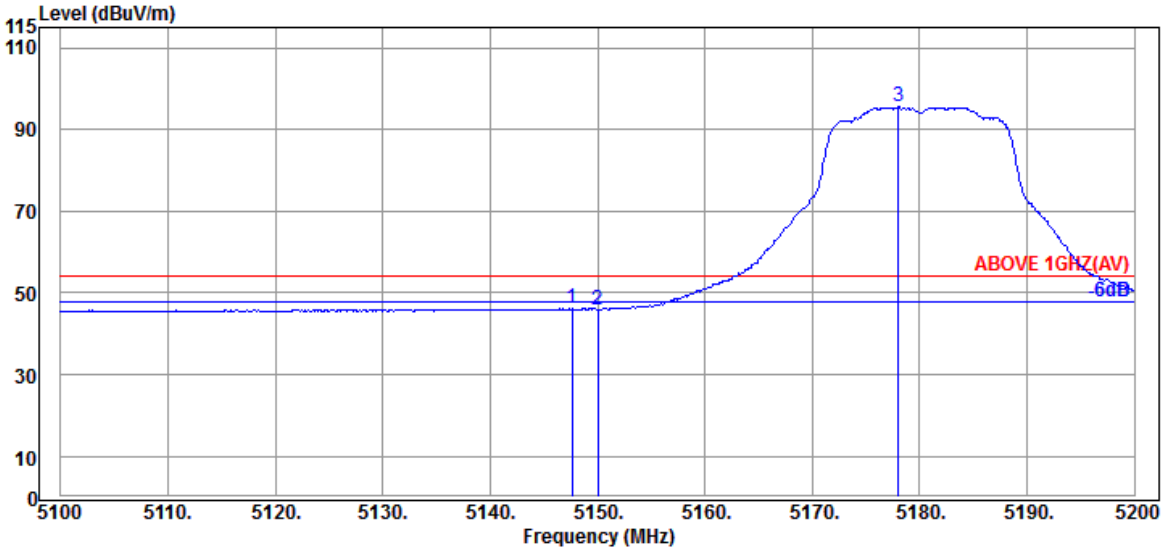

Antenna at Vertical Polarization

Emission Frequency (MHz)	Antenna Factor (dB/m)	Cable Loss (dB)	Preamp Gain (dB)	Read Level (dBμV)	Emission Level (dBμV/m)	Limits (dBμV/m)	Margin (dB)	Detector
5147.600	34.20	8.92	34.35	37.48	46.25	54.00	7.75	Average
5150.000	34.20	8.92	34.35	37.16	45.93	54.00	8.07	Average
@ 5178.000	34.20	8.95	34.34	86.69	95.50	---	---	Average

Remark: The "@" means fundamental frequency, it is ignored in this section.

This test report may be reproduced in full only. The document may only be updated by Audix Technology Corp. personnel. Any changes will be noted in the Document History section of the report.

Audix Technology Corp.
No. 491, Zhongfu Rd., Linkou Dist.,
New Taipei City244, Taiwan

Tel: +886 2 26099301
Fax: +886 2 26099303

Mode	802.11a	U-NII Band	2A
		Frequency	TX 5320MHz

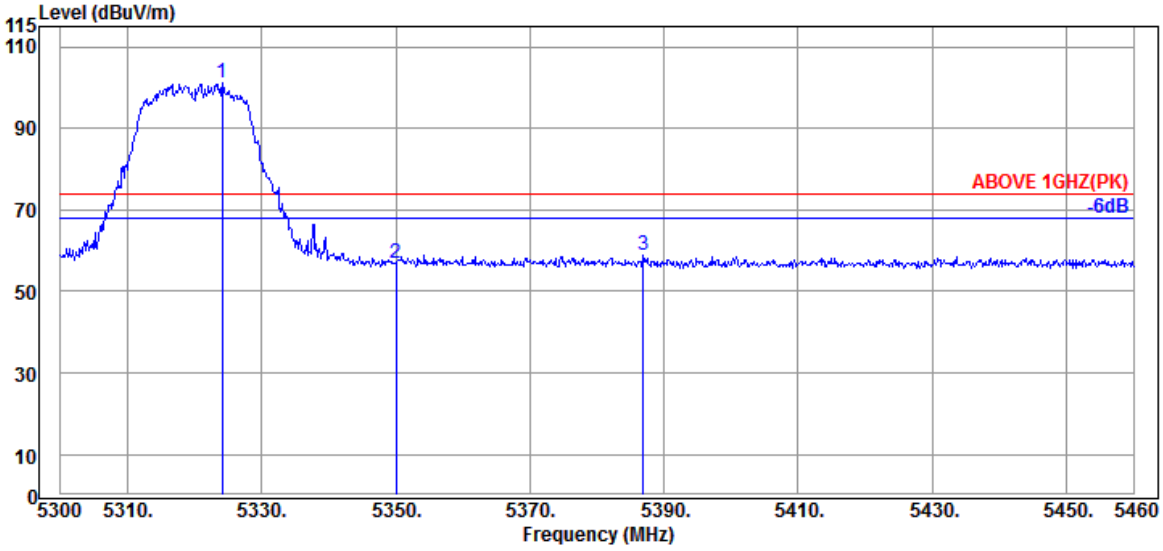

Antenna at Horizontal Polarization

Emission Frequency (MHz)	Antenna Factor (dB/m)	Cable Loss (dB)	Preamp Gain (dB)	Read Level (dBμV)	Emission Level (dBμV/m)	Limits (dBμV/m)	Margin (dB)	Detector
@ 5324.160	34.57	9.07	34.28	91.64	101.00	---	---	Peak
5350.080	34.60	9.10	34.27	47.37	56.80	74.00	17.20	Peak
5386.880	34.70	9.13	34.27	49.28	58.84	74.00	15.16	Peak

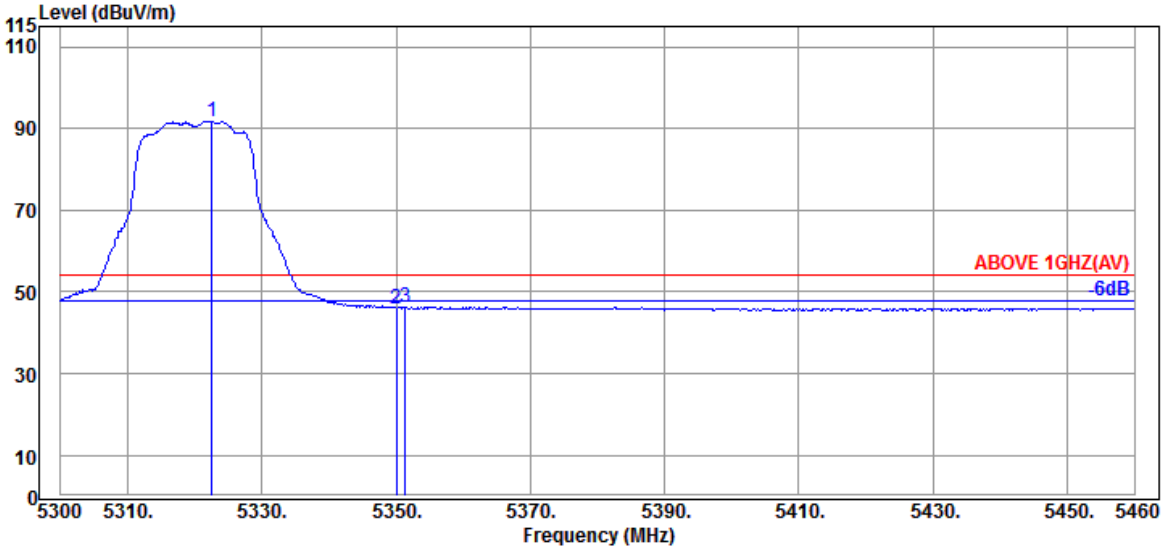

Antenna at Horizontal Polarization

Emission Frequency (MHz)	Antenna Factor (dB/m)	Cable Loss (dB)	Preamp Gain (dB)	Read Level (dBμV)	Emission Level (dBμV/m)	Limits (dBμV/m)	Margin (dB)	Detector
@ 5322.560	34.53	9.07	34.28	82.42	91.74	---	---	Average
5350.080	34.60	9.10	34.27	36.56	45.99	54.00	8.01	Average
5351.360	34.60	9.10	34.27	36.87	46.30	54.00	7.70	Average

Remark: The "@" means fundamental frequency, it is ignored in this section.

This test report may be reproduced in full only. The document may only be updated by Audix Technology Corp. personnel. Any changes will be noted in the Document History section of the report.

Audix Technology Corp.
No. 491, Zhongfu Rd., Linkou Dist.,
New Taipei City244, Taiwan

Tel: +886 2 26099301
Fax: +886 2 26099303

Mode	802.11a	U-NII Band	2A
		Frequency	TX 5320MHz

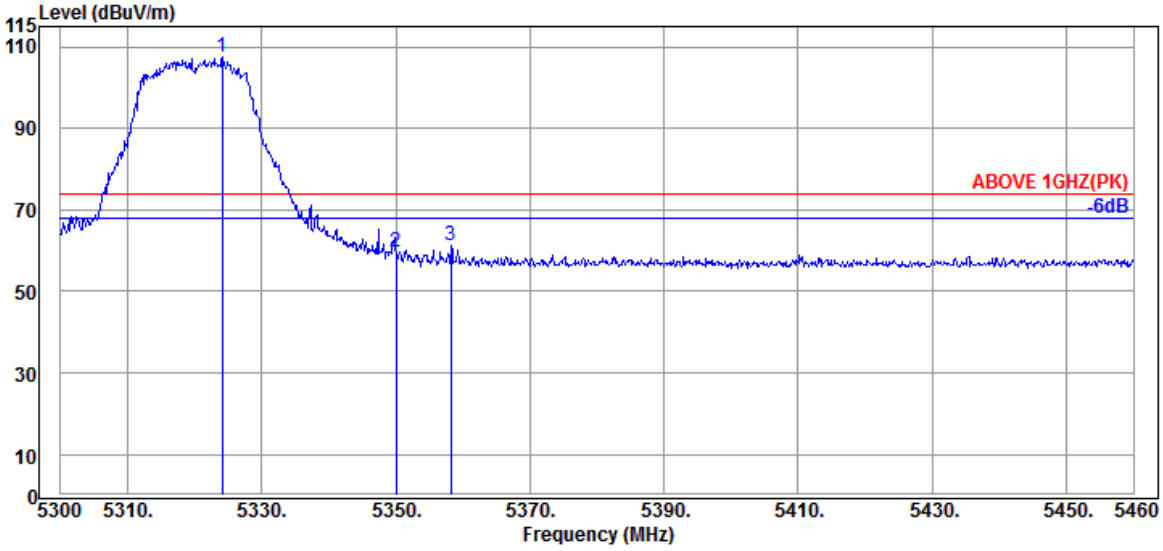

Antenna at Vertical Polarization

Emission Frequency (MHz)	Antenna Factor (dB/m)	Cable Loss (dB)	Preamp Gain (dB)	Read Level (dBμV)	Emission Level (dBμV/m)	Limits (dBμV/m)	Margin (dB)	Detector
@ 5324.160	34.57	9.07	34.28	98.00	107.36	---	---	Peak
5350.080	34.60	9.10	34.27	50.11	59.54	74.00	14.46	Peak
5358.240	34.63	9.10	34.27	51.82	61.28	74.00	12.72	Peak

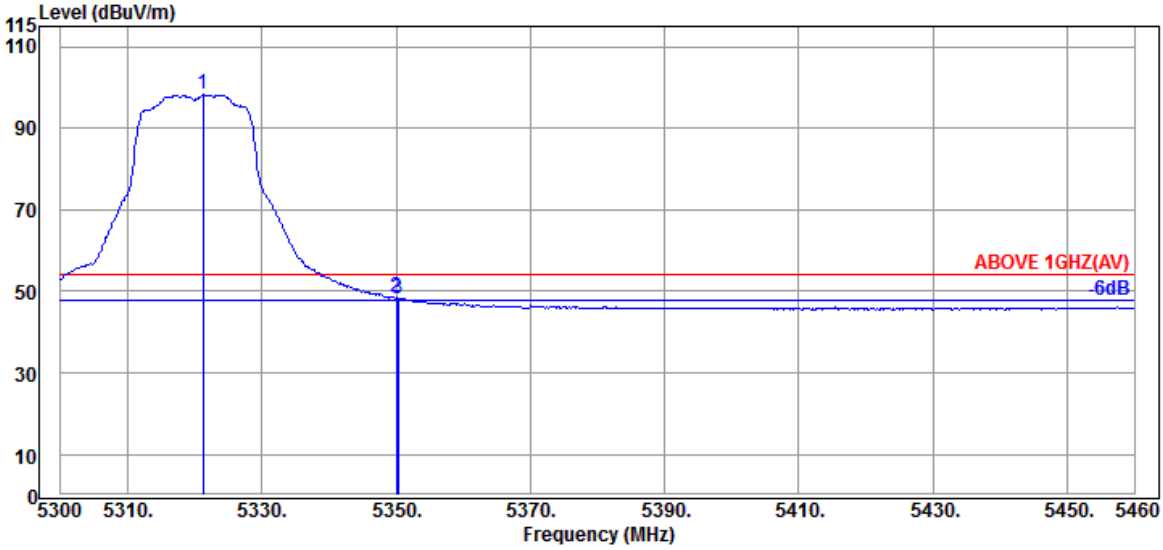

Antenna at Vertical Polarization

Emission Frequency (MHz)	Antenna Factor (dB/m)	Cable Loss (dB)	Preamp Gain (dB)	Read Level (dBμV)	Emission Level (dBμV/m)	Limits (dBμV/m)	Margin (dB)	Detector
@ 5321.280	34.53	9.07	34.29	88.91	98.22	---	---	Average
5350.080	34.60	9.10	34.27	39.04	48.47	54.00	5.53	Average
5350.240	34.60	9.10	34.27	38.98	48.41	54.00	5.59	Average

Remark: The "@" means fundamental frequency, it is ignored in this section.

This test report may be reproduced in full only. The document may only be updated by Audix Technology Corp. personnel. Any changes will be noted in the Document History section of the report.

Audix Technology Corp.
No. 491, Zhongfu Rd., Linkou Dist.,
New Taipei City244, Taiwan

Tel: +886 2 26099301
Fax: +886 2 26099303

Mode	802.11a	U-NII Band	2C
		Frequency	TX 5500MHz

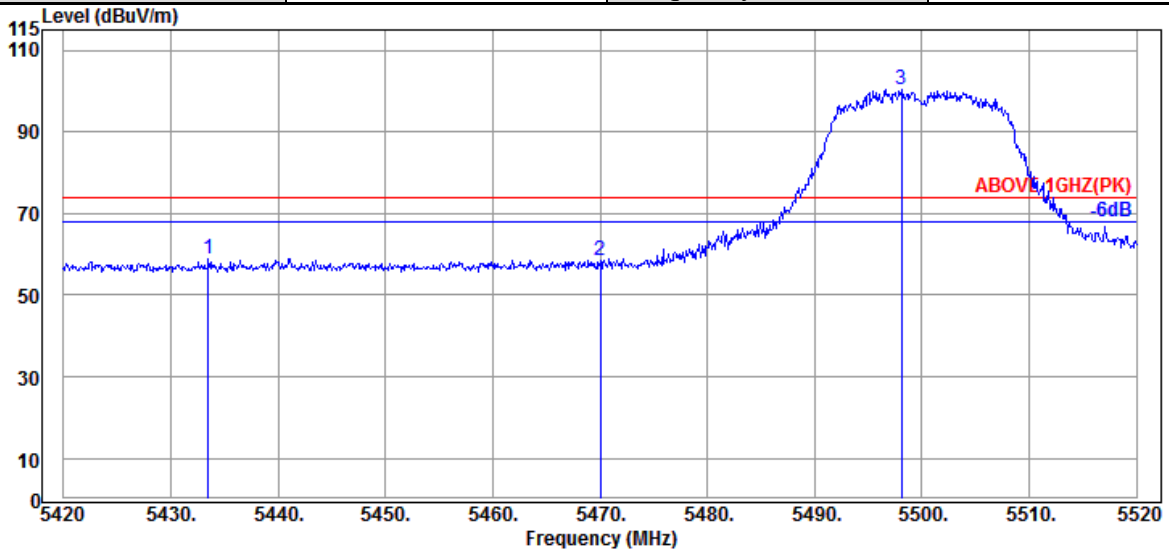

Antenna at Horizontal Polarization

Emission Frequency (MHz)	Antenna Factor (dB/m)	Cable Loss (dB)	Preamp Gain (dB)	Read Level (dBμV)	Emission Level (dBμV/m)	Limits (dBμV/m)	Margin (dB)	Detector
5433.500	34.55	9.17	34.25	49.51	58.98	74.00	15.02	Peak
5470.000	34.47	9.20	34.24	49.20	58.63	74.00	15.37	Peak
@ 5498.100	34.40	9.23	34.23	90.90	100.30	---	---	Peak

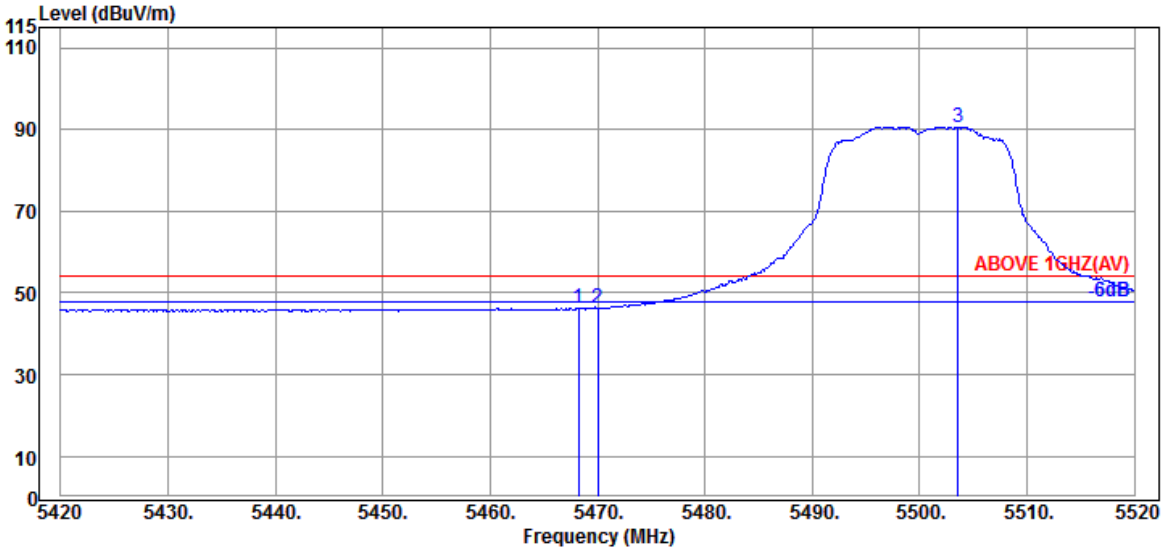

Antenna at Horizontal Polarization

Emission Frequency (MHz)	Antenna Factor (dB/m)	Cable Loss (dB)	Preamp Gain (dB)	Read Level (dBμV)	Emission Level (dBμV/m)	Limits (dBμV/m)	Margin (dB)	Detector
5468.200	34.47	9.20	34.24	36.88	46.31	54.00	7.69	Average
5470.000	34.47	9.20	34.24	36.76	46.19	54.00	7.81	Average
@ 5503.600	34.40	9.23	34.24	81.29	90.68	---	---	Average

Remark: The "@" means fundamental frequency, it is ignored in this section.

This test report may be reproduced in full only. The document may only be updated by Audix Technology Corp. personnel. Any changes will be noted in the Document History section of the report.

Audix Technology Corp.
No. 491, Zhongfu Rd., Linkou Dist.,
New Taipei City244, Taiwan
Tel: +886 2 26099301
Fax: +886 2 26099303

Mode	802.11a	U-NII Band	2C
		Frequency	TX 5500MHz

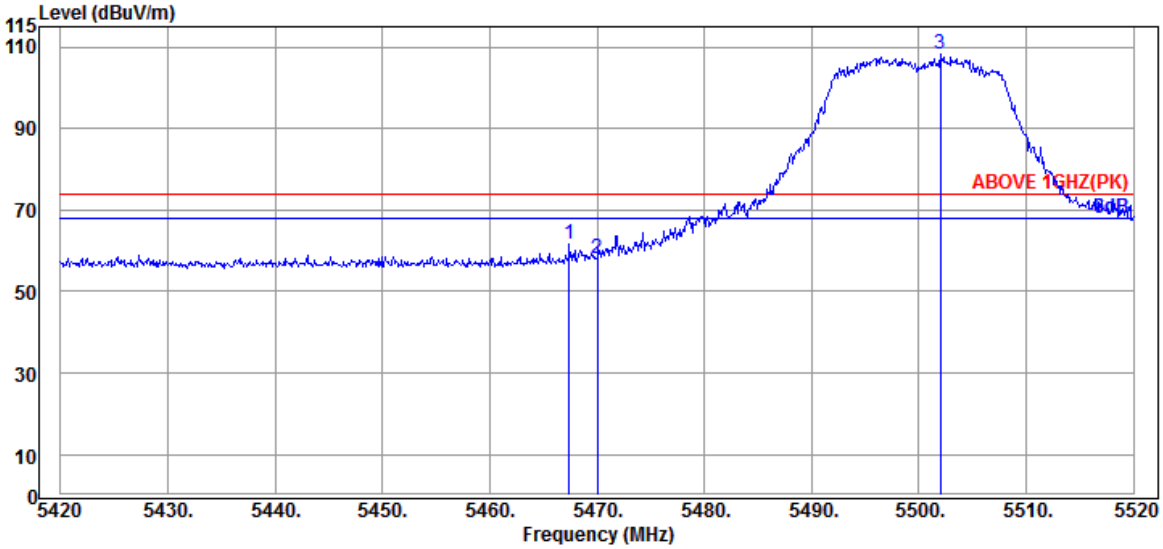

Antenna at Vertical Polarization

Emission Frequency (MHz)	Antenna Factor (dB/m)	Cable Loss (dB)	Preamp Gain (dB)	Read Level (dBμV)	Emission Level (dBμV/m)	Limits (dBμV/m)	Margin (dB)	Detector
5467.400	34.47	9.20	34.24	52.06	61.49	74.00	12.51	Peak
5470.000	34.47	9.20	34.24	48.50	57.93	74.00	16.07	Peak
@ 5502.000	34.40	9.23	34.24	98.74	108.13	---	---	Peak

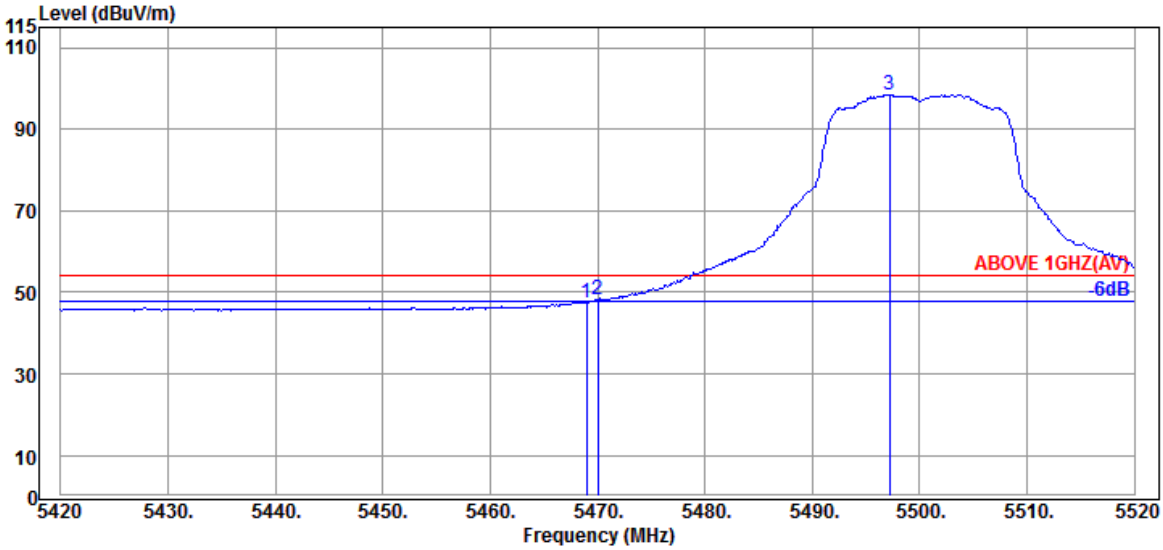

Antenna at Vertical Polarization

Emission Frequency (MHz)	Antenna Factor (dB/m)	Cable Loss (dB)	Preamp Gain (dB)	Read Level (dBμV)	Emission Level (dBμV/m)	Limits (dBμV/m)	Margin (dB)	Detector
5469.000	34.47	9.20	34.24	38.18	47.61	54.00	6.39	Average
5470.000	34.47	9.20	34.24	38.71	48.14	54.00	5.86	Average
@ 5497.200	34.40	9.23	34.23	89.18	98.58	---	---	Average

Remark: The "@" means fundamental frequency, it is ignored in this section.

This test report may be reproduced in full only. The document may only be updated by Audix Technology Corp. personnel. Any changes will be noted in the Document History section of the report.

Audix Technology Corp.
No. 491, Zhongfu Rd., Linkou Dist.,
New Taipei City244, Taiwan

Tel: +886 2 26099301
Fax: +886 2 26099303

Mode	802.11a	U-NII Band	2C
		Frequency	TX 5700MHz

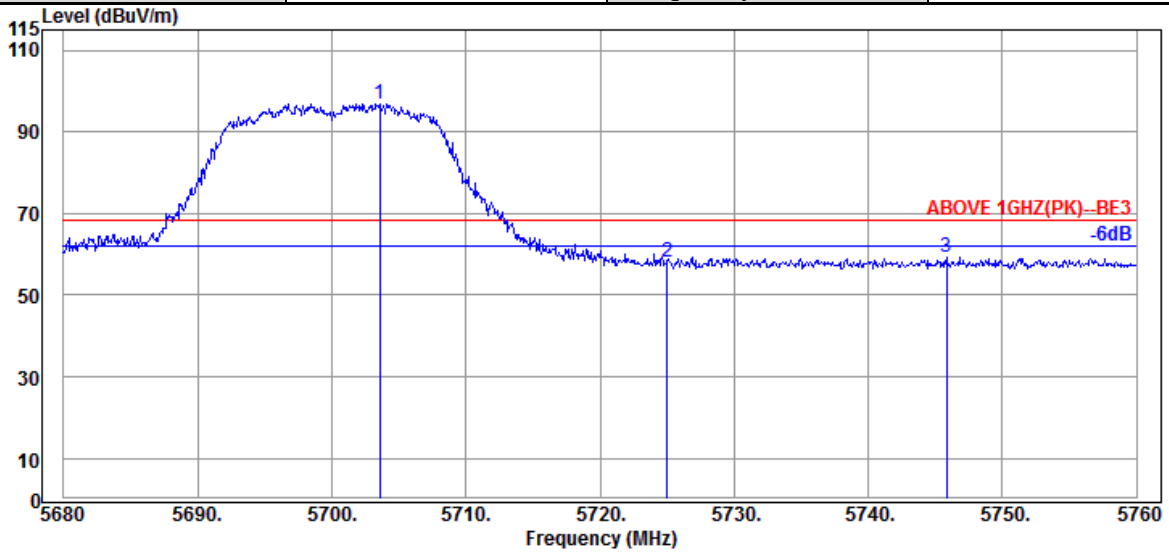

Antenna at Horizontal Polarization

Emission Frequency (MHz)	Antenna Factor (dB/m)	Cable Loss (dB)	Preamp Gain (dB)	Read Level (dBμV)	Emission Level (dBμV/m)	Limits (dBμV/m)	Margin (dB)	Detector
@ 5703.600	34.40	9.40	34.31	87.43	96.92	---	---	Peak
5725.040	34.67	9.42	34.32	48.34	58.11	68.20	10.09	Peak
5745.840	34.80	9.43	34.33	49.44	59.34	68.20	8.86	Peak

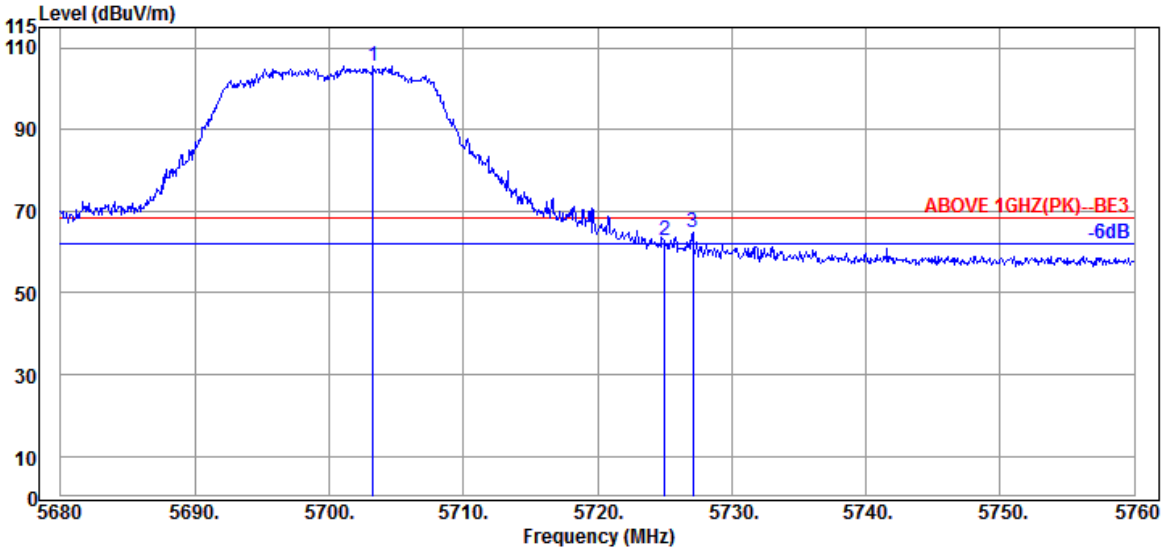

Antenna at Vertical Polarization

Emission Frequency (MHz)	Antenna Factor (dB/m)	Cable Loss (dB)	Preamp Gain (dB)	Read Level (dBμV)	Emission Level (dBμV/m)	Limits (dBμV/m)	Margin (dB)	Detector
@ 5703.280	34.40	9.40	34.31	96.21	105.70	---	---	Peak
5725.040	34.67	9.42	34.32	52.88	62.65	68.20	5.55	Peak
5727.120	34.67	9.42	34.32	55.00	64.77	68.20	3.43	Peak

Remark: The "@" means fundamental frequency, it is ignored in this section.

This test report may be reproduced in full only. The document may only be updated by Audix Technology Corp. personnel. Any changes will be noted in the Document History section of the report.

Audix Technology Corp.
No. 491, Zhongfu Rd., Linkou Dist.,
New Taipei City244, Taiwan

Tel: +886 2 26099301
Fax: +886 2 26099303

Mode	802.11a	U-NII Band	2C
		Frequency	TX 5720MHz

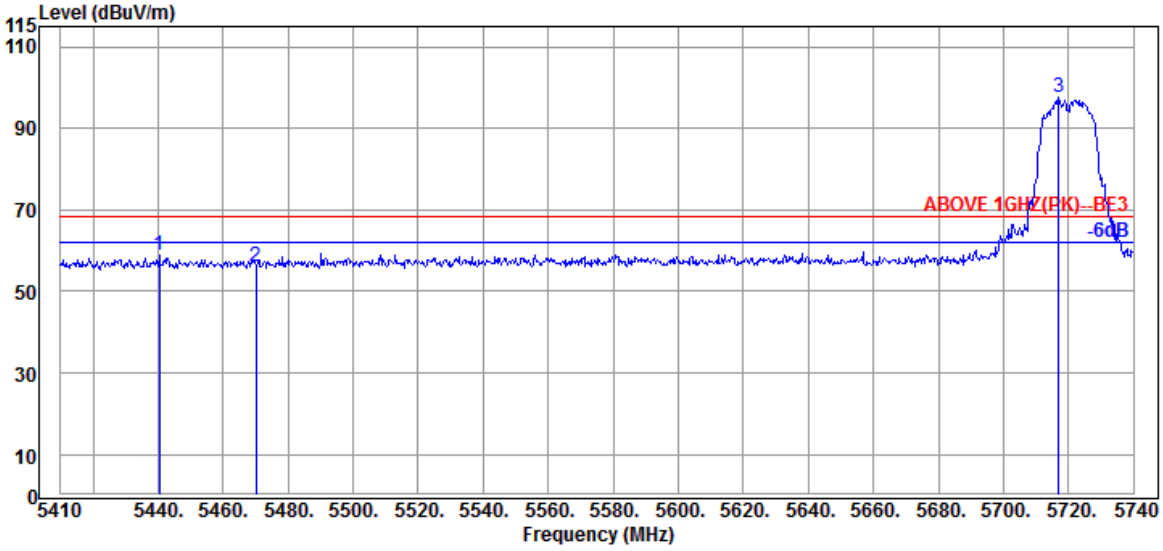

Antenna at Horizontal Polarization

Emission Frequency (MHz)	Antenna Factor (dB/m)	Cable Loss (dB)	Preamp Gain (dB)	Read Level (dBμV)	Emission Level (dBμV/m)	Limits (dBμV/m)	Margin (dB)	Detector
5440.360	34.55	9.17	34.25	49.23	58.70	68.20	9.50	Peak
5470.060	34.47	9.20	34.24	46.68	56.11	68.20	12.09	Peak
@ 5716.900	34.53	9.40	34.32	87.87	97.48	---	---	Peak

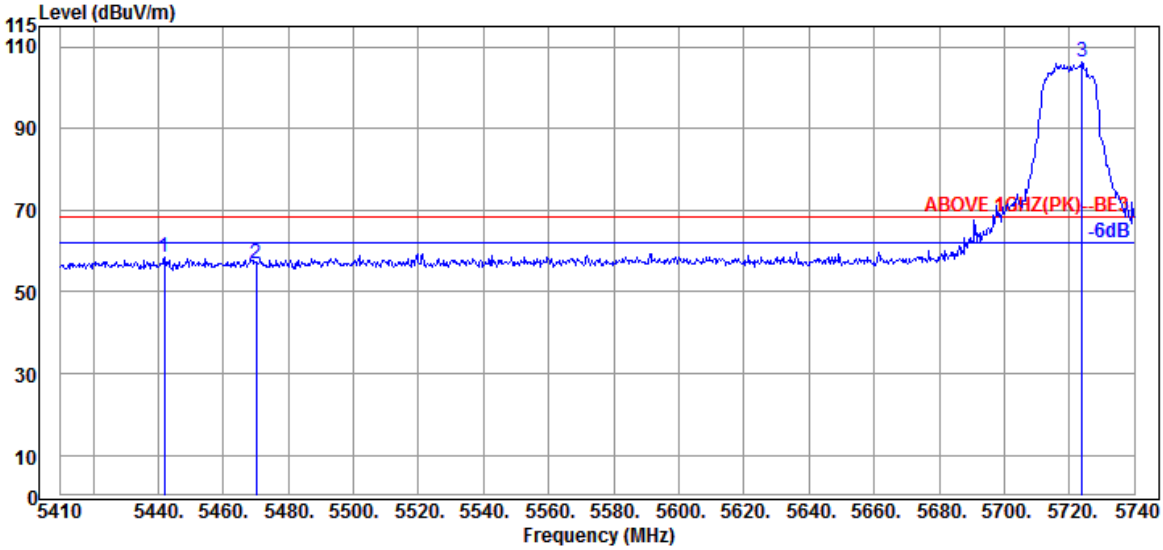

Antenna at Vertical Polarization

Emission Frequency (MHz)	Antenna Factor (dB/m)	Cable Loss (dB)	Preamp Gain (dB)	Read Level (dBμV)	Emission Level (dBμV/m)	Limits (dBμV/m)	Margin (dB)	Detector
5442.010	34.55	9.17	34.25	49.07	58.54	68.20	9.66	Peak
5470.060	34.47	9.20	34.24	47.57	57.00	68.20	11.20	Peak
@ 5723.830	34.67	9.42	34.32	96.37	106.14	---	---	Peak

Remark: The "@" means fundamental frequency, it is ignored in this section.

This test report may be reproduced in full only. The document may only be updated by Audix Technology Corp. personnel. Any changes will be noted in the Document History section of the report.

Audix Technology Corp.
No. 491, Zhongfu Rd., Linkou Dist.,
New Taipei City244, Taiwan

Tel: +886 2 26099301
Fax: +886 2 26099303

Mode	802.11a	U-NII Band	2C
		Frequency	TX 5720MHz

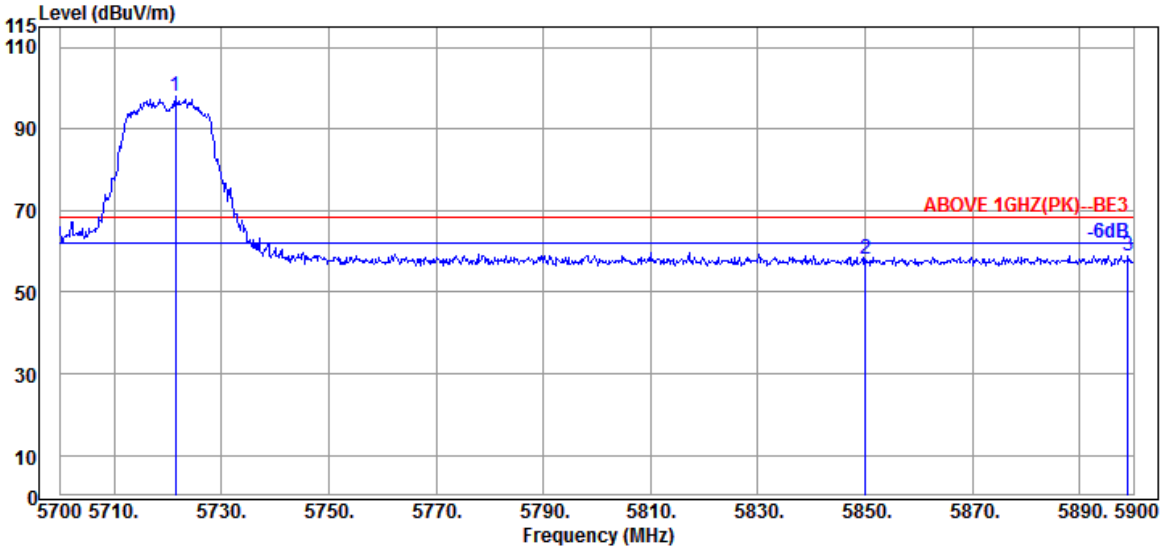

Antenna at Horizontal Polarization

Emission Frequency (MHz)	Antenna Factor (dB/m)	Cable Loss (dB)	Preamp Gain (dB)	Read Level (dBμV)	Emission Level (dBμV/m)	Limits (dBμV/m)	Margin (dB)	Detector
@ 5721.400	34.53	9.42	34.32	88.55	98.18	---	---	Peak
5850.000	35.10	9.52	34.38	47.69	57.93	68.20	10.27	Peak
5899.000	35.40	9.56	34.40	48.51	59.07	68.20	9.13	Peak

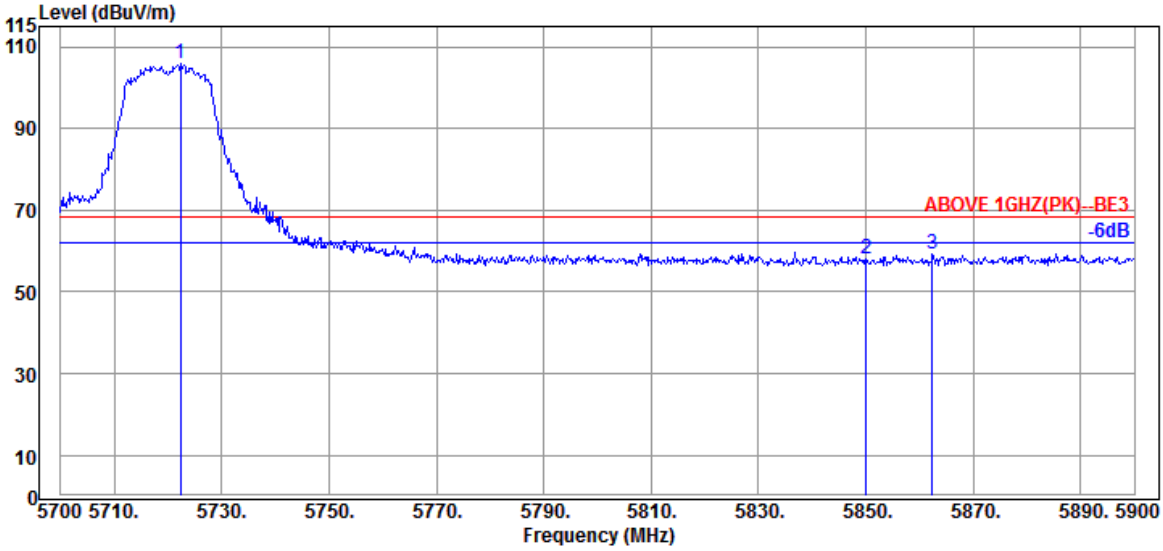

Antenna at Vertical Polarization

Emission Frequency (MHz)	Antenna Factor (dB/m)	Cable Loss (dB)	Preamp Gain (dB)	Read Level (dBμV)	Emission Level (dBμV/m)	Limits (dBμV/m)	Margin (dB)	Detector
@ 5722.400	34.67	9.42	34.32	95.99	105.76	---	---	Peak
5850.000	35.10	9.52	34.38	47.73	57.97	68.20	10.23	Peak
5862.400	35.20	9.53	34.39	49.04	59.38	68.20	8.82	Peak

Remark: The "@" means fundamental frequency, it is ignored in this section.

This test report may be reproduced in full only. The document may only be updated by Audix Technology Corp. personnel. Any changes will be noted in the Document History section of the report.

Audix Technology Corp.
No. 491, Zhongfu Rd., Linkou Dist.,
New Taipei City244, Taiwan

Tel: +886 2 26099301
Fax: +886 2 26099303

Mode	802.11a	U-NII Band	III
		Frequency	TX 5745MHz

Antenna at Horizontal Polarization

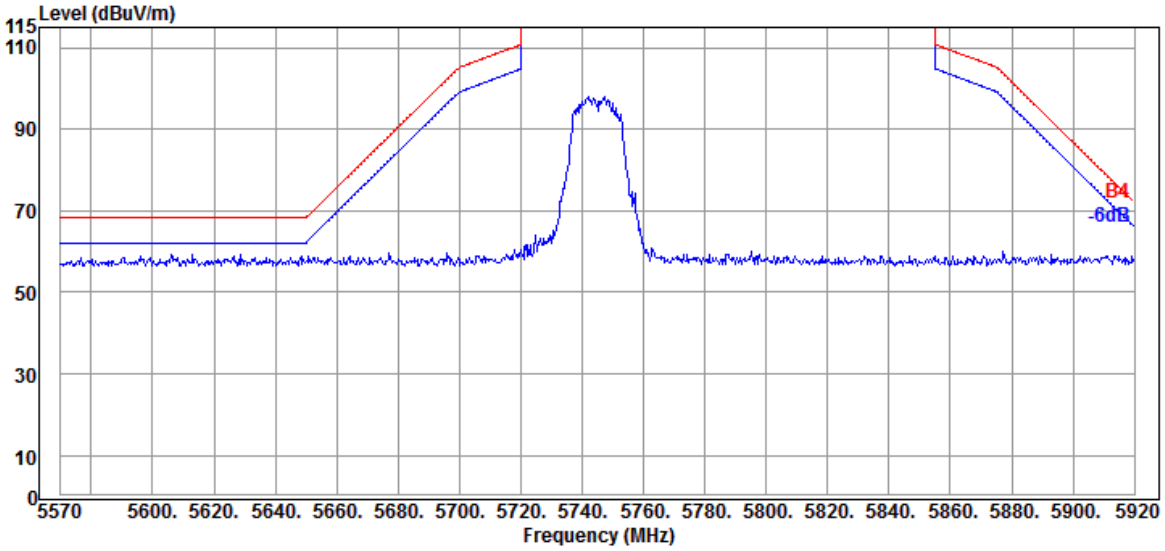

Antenna at Vertical Polarization

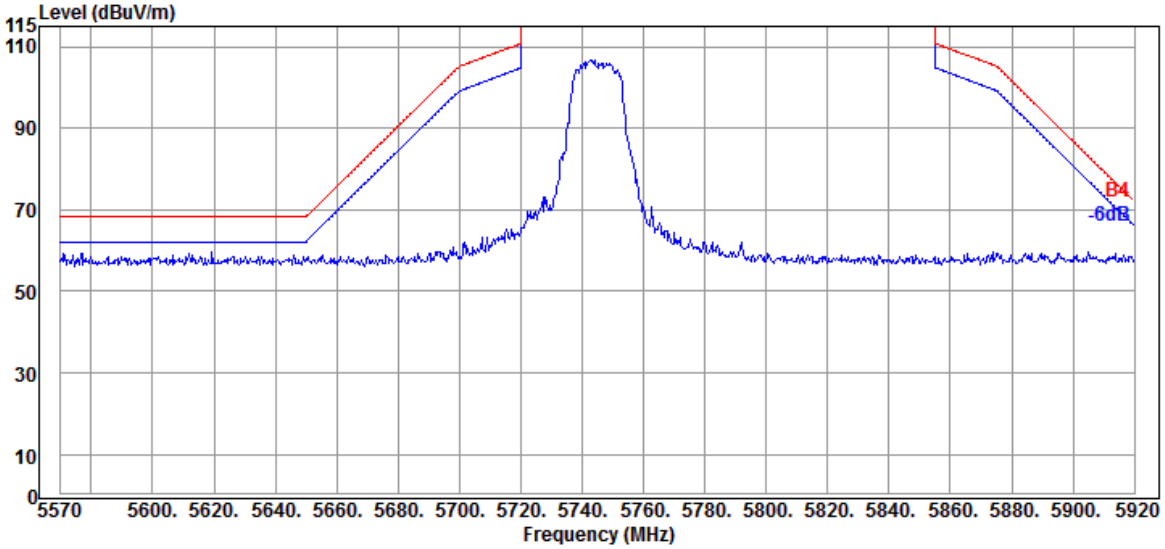

This test report may be reproduced in full only. The document may only be updated by Audix Technology Corp. personnel. Any changes will be noted in the Document History section of the report.

Audix Technology Corp.
No. 491, Zhongfu Rd., Linkou Dist.,
New Taipei City244, Taiwan

Tel: +886 2 26099301
Fax: +886 2 26099303

Mode	802.11a	U-NII Band	III
		Frequency	TX 5825MHz

Antenna at Horizontal Polarization

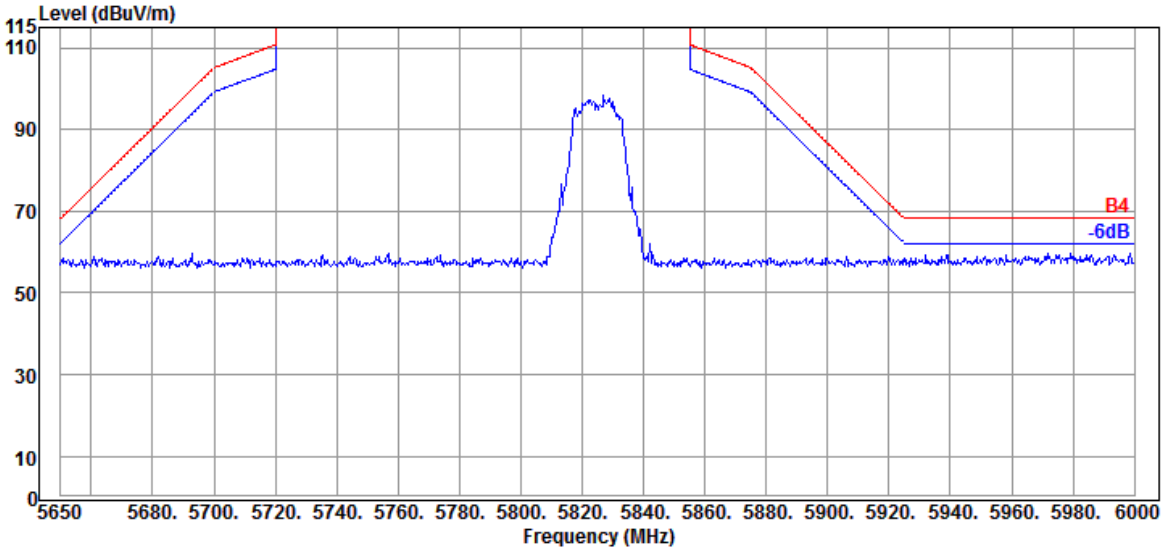

Antenna at Vertical Polarization

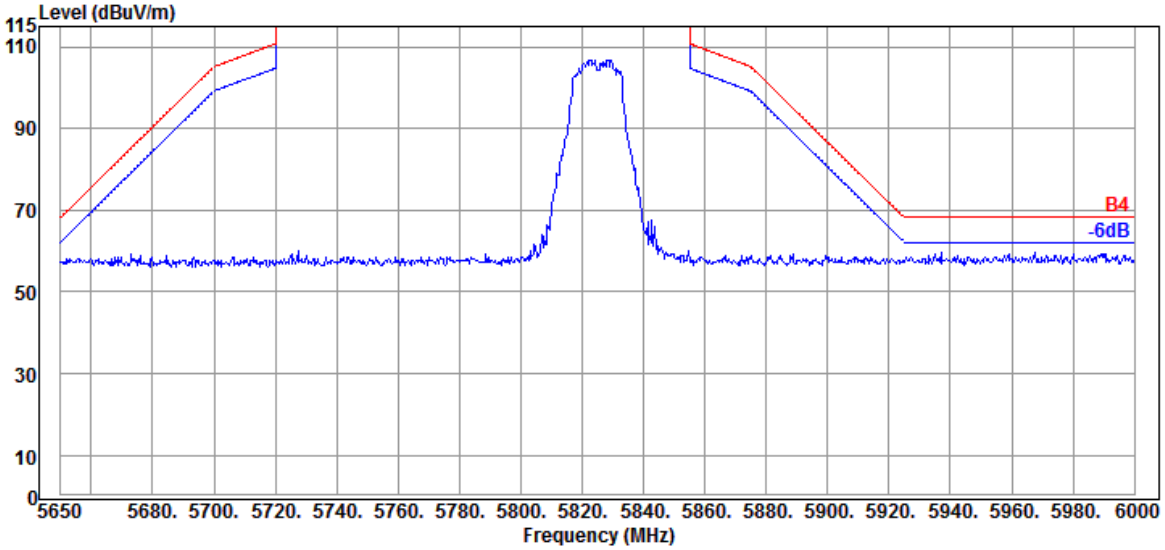

This test report may be reproduced in full only. The document may only be updated by Audix Technology Corp. personnel. Any changes will be noted in the Document History section of the report.

Audix Technology Corp.
No. 491, Zhongfu Rd., Linkou Dist.,
New Taipei City244, Taiwan

Tel: +886 2 26099301
Fax: +886 2 26099303

Mode	802.11n-HT20	U-NII Band	I
		Frequency	TX 5180MHz

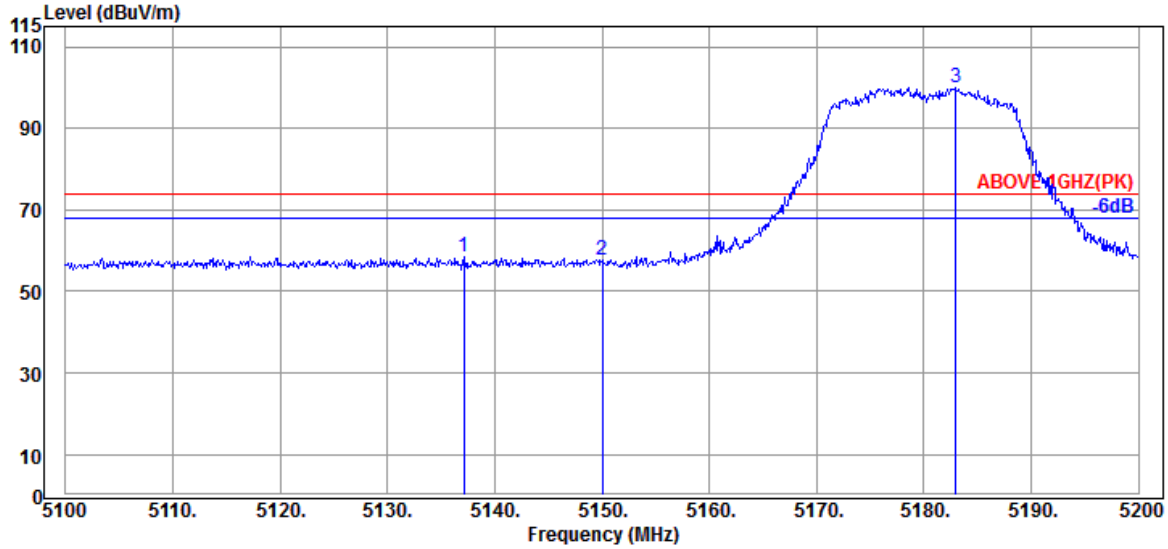

Antenna at Horizontal Polarization

Emission Frequency (MHz)	Antenna Factor (dB/m)	Cable Loss (dB)	Preamp Gain (dB)	Read Level (dBμV)	Emission Level (dBμV/m)	Limits (dBμV/m)	Margin (dB)	Detector
5137.100	34.17	8.91	34.36	49.73	58.45	74.00	15.55	Peak
5150.000	34.20	8.92	34.35	49.10	57.87	74.00	16.13	Peak
@ 5183.000	34.20	8.95	34.34	91.32	100.13	---	---	Peak

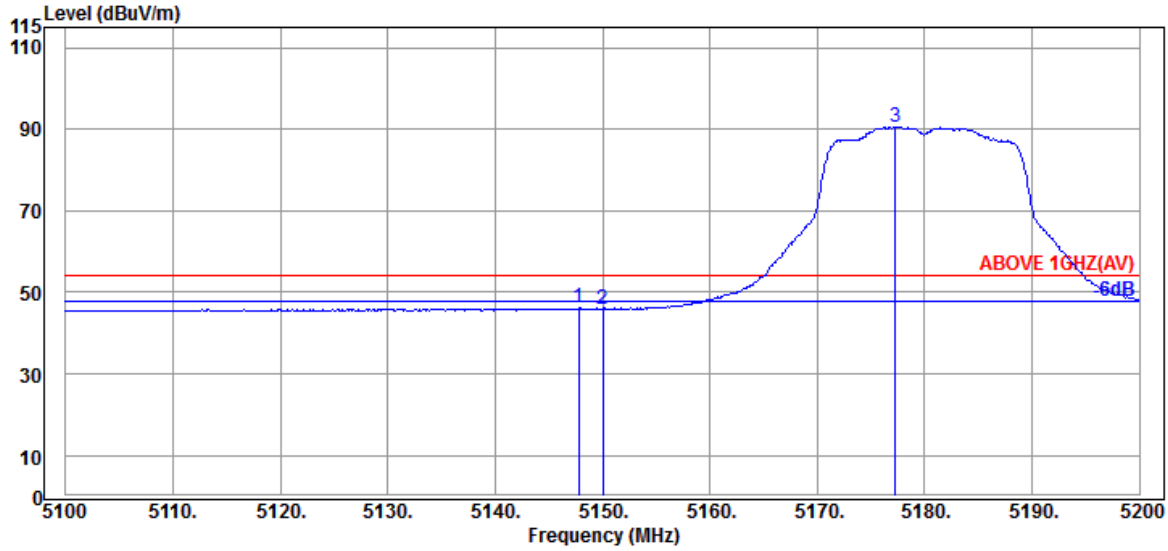

Antenna at Horizontal Polarization

Emission Frequency (MHz)	Antenna Factor (dB/m)	Cable Loss (dB)	Preamp Gain (dB)	Read Level (dBμV)	Emission Level (dBμV/m)	Limits (dBμV/m)	Margin (dB)	Detector
5147.800	34.20	8.92	34.35	37.37	46.14	54.00	7.86	Average
5150.000	34.20	8.92	34.35	37.16	45.93	54.00	8.07	Average
@ 5177.300	34.20	8.95	34.34	81.83	90.64	---	---	Average

Remark: The "@" means fundamental frequency, it is ignored in this section.

This test report may be reproduced in full only. The document may only be updated by Audix Technology Corp. personnel. Any changes will be noted in the Document History section of the report.

Audix Technology Corp.
No. 491, Zhongfu Rd., Linkou Dist.,
New Taipei City244, Taiwan

Tel: +886 2 26099301
Fax: +886 2 26099303

Mode	802.11n-HT20	U-NII Band	I
		Frequency	TX 5180MHz

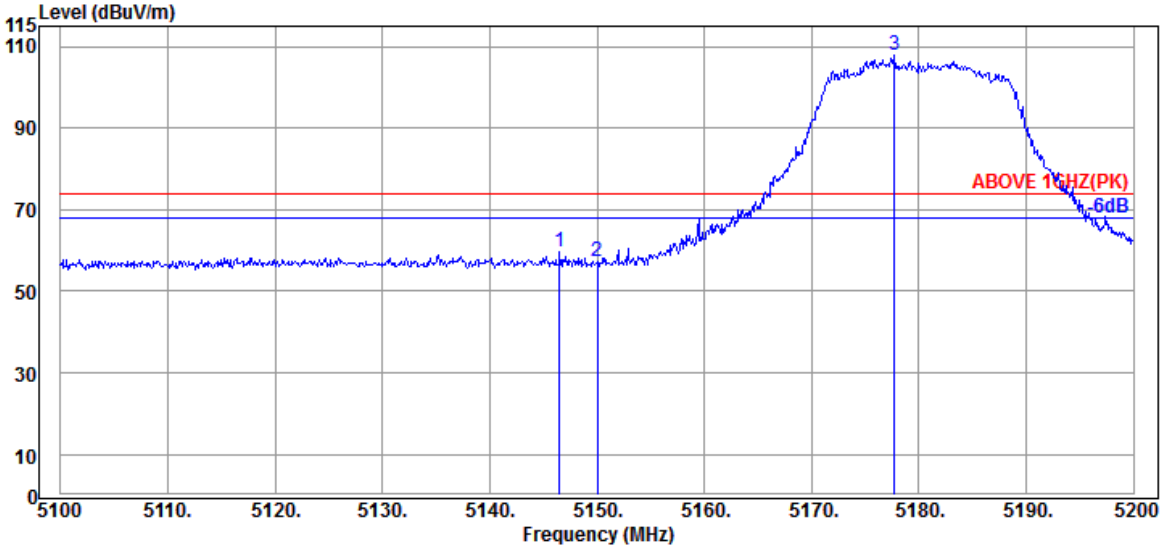

Antenna at Vertical Polarization

Emission Frequency (MHz)	Antenna Factor (dB/m)	Cable Loss (dB)	Preamp Gain (dB)	Read Level (dBμV)	Emission Level (dBμV/m)	Limits (dBμV/m)	Margin (dB)	Detector
5146.500	34.20	8.92	34.35	50.73	59.50	74.00	14.50	Peak
5150.000	34.20	8.92	34.35	48.56	57.33	74.00	16.67	Peak
@ 5177.700	34.20	8.95	34.34	99.04	107.85	---	---	Peak

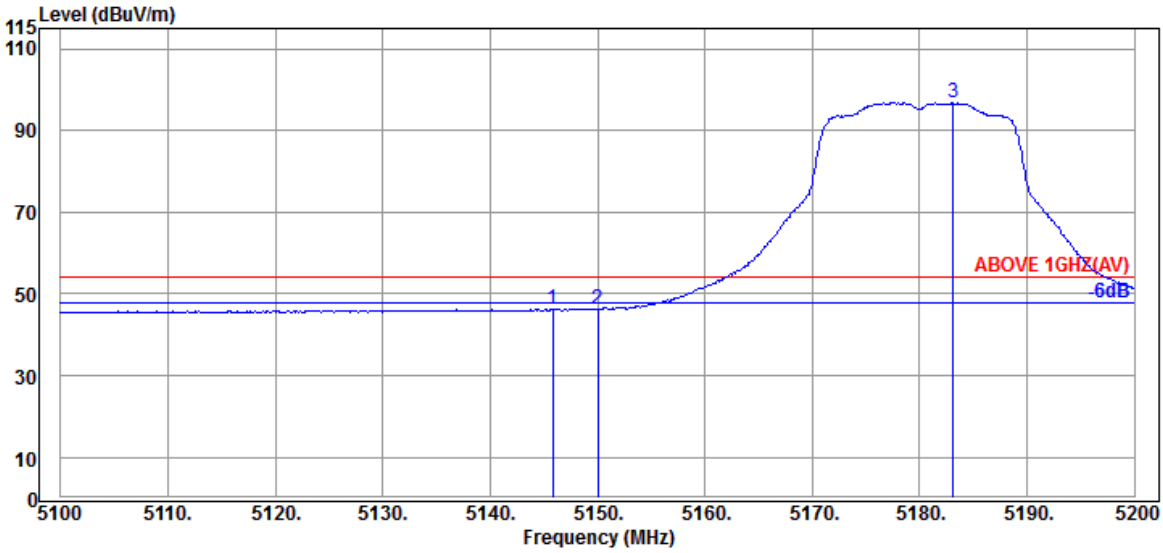

Antenna at Vertical Polarization

Emission Frequency (MHz)	Antenna Factor (dB/m)	Cable Loss (dB)	Preamp Gain (dB)	Read Level (dBμV)	Emission Level (dBμV/m)	Limits (dBμV/m)	Margin (dB)	Detector
5145.800	34.20	8.92	34.35	37.61	46.38	54.00	7.62	Average
5150.000	34.20	8.92	34.35	37.48	46.25	54.00	7.75	Average
@ 5183.100	34.20	8.95	34.34	88.10	96.91	---	---	Average

Remark: The "@" means fundamental frequency, it is ignored in this section.

This test report may be reproduced in full only. The document may only be updated by Audix Technology Corp. personnel. Any changes will be noted in the Document History section of the report.

Audix Technology Corp.
No. 491, Zhongfu Rd., Linkou Dist.,
New Taipei City244, Taiwan

Tel: +886 2 26099301
Fax: +886 2 26099303

Mode	802.11n-HT20	U-NII Band	2A
		Frequency	TX 5320MHz

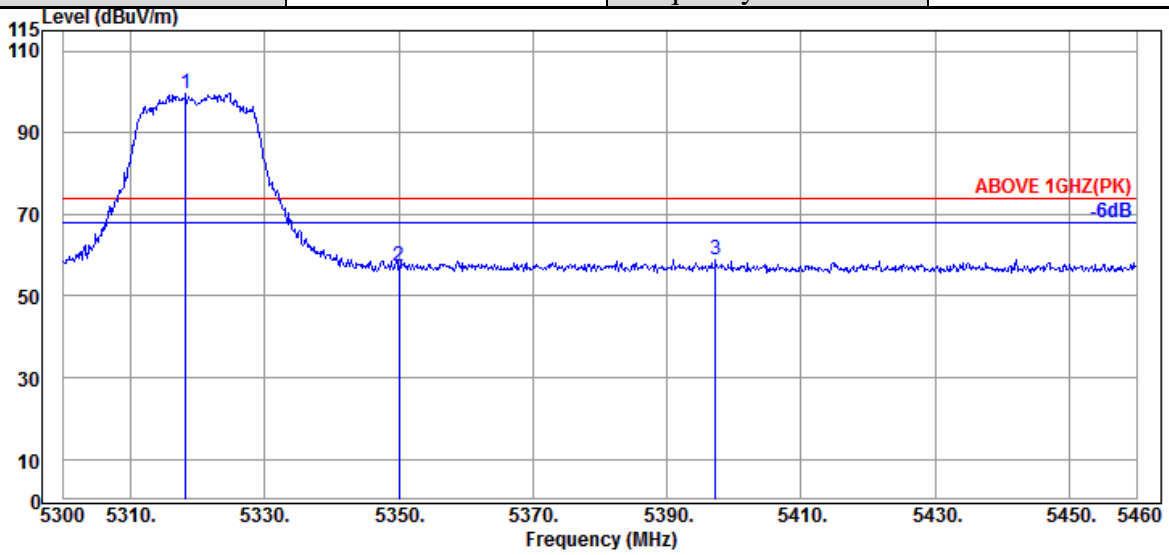

Antenna at Horizontal Polarization

Emission Frequency (MHz)	Antenna Factor (dB/m)	Cable Loss (dB)	Preamp Gain (dB)	Read Level (dBμV)	Emission Level (dBμV/m)	Limits (dBμV/m)	Margin (dB)	Detector
@ 5318.240	34.53	9.07	34.29	90.37	99.68	---	---	Peak
5350.080	34.60	9.10	34.27	48.02	57.45	74.00	16.55	Peak
5397.280	34.70	9.14	34.27	49.20	58.77	74.00	15.23	Peak

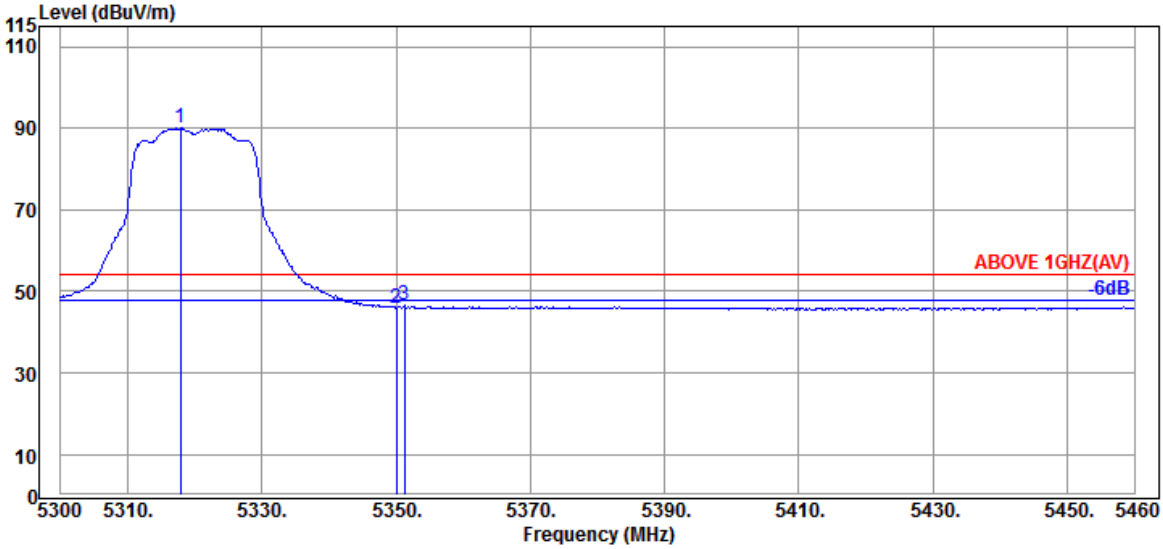

Antenna at Horizontal Polarization

Emission Frequency (MHz)	Antenna Factor (dB/m)	Cable Loss (dB)	Preamp Gain (dB)	Read Level (dBμV)	Emission Level (dBμV/m)	Limits (dBμV/m)	Margin (dB)	Detector
@ 5317.920	34.53	9.07	34.29	80.68	89.99	---	---	Average
5350.080	34.60	9.10	34.27	36.60	46.03	54.00	7.97	Average
5351.200	34.60	9.10	34.27	37.02	46.45	54.00	7.55	Average

Remark: The "@" means fundamental frequency, it is ignored in this section.

This test report may be reproduced in full only. The document may only be updated by Audix Technology Corp. personnel. Any changes will be noted in the Document History section of the report.

Audix Technology Corp.
No. 491, Zhongfu Rd., Linkou Dist.,
New Taipei City244, Taiwan

Tel: +886 2 26099301
Fax: +886 2 26099303

Mode	802.11n-HT20	U-NII Band	2A
		Frequency	TX 5320MHz

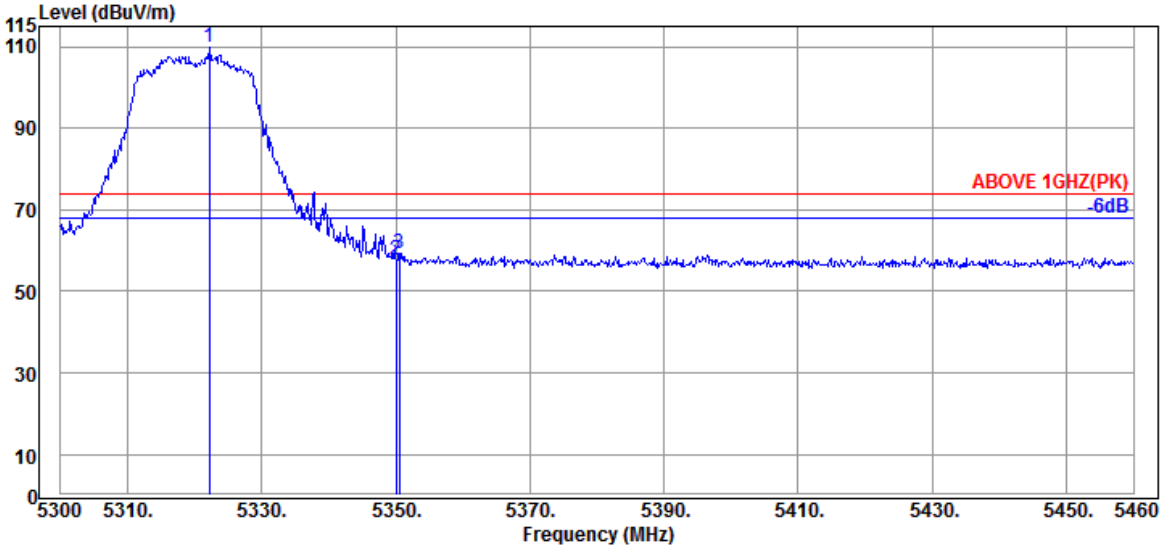

Antenna at Vertical Polarization

Emission Frequency (MHz)	Antenna Factor (dB/m)	Cable Loss (dB)	Preamp Gain (dB)	Read Level (dBμV)	Emission Level (dBμV/m)	Limits (dBμV/m)	Margin (dB)	Detector
@ 5322.240	34.53	9.07	34.29	100.36	109.67	---	---	Peak
5350.080	34.60	9.10	34.27	48.22	57.65	74.00	16.35	Peak
5350.560	34.60	9.10	34.27	49.93	59.36	74.00	14.64	Peak

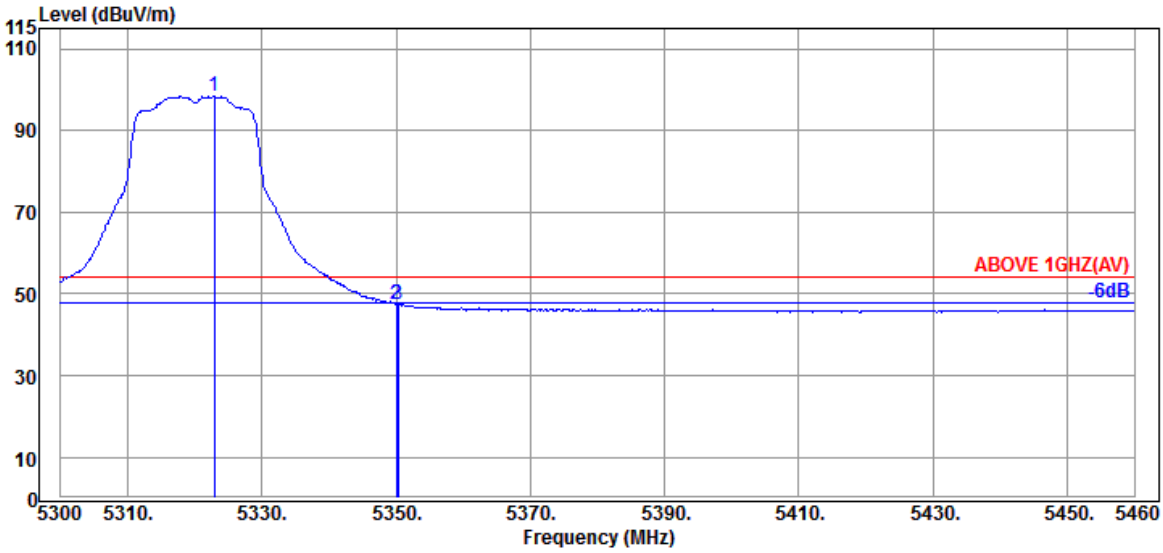

Antenna at Vertical Polarization

Emission Frequency (MHz)	Antenna Factor (dB/m)	Cable Loss (dB)	Preamp Gain (dB)	Read Level (dBμV)	Emission Level (dBμV/m)	Limits (dBμV/m)	Margin (dB)	Detector
@ 5322.880	34.53	9.07	34.28	88.99	98.31	---	---	Average
5350.080	34.60	9.10	34.27	38.17	47.60	54.00	6.40	Average
5350.240	34.60	9.10	34.27	38.18	47.61	54.00	6.39	Average

Remark: The "@" means fundamental frequency, it is ignored in this section.

This test report may be reproduced in full only. The document may only be updated by Audix Technology Corp. personnel. Any changes will be noted in the Document History section of the report.

Audix Technology Corp.
No. 491, Zhongfu Rd., Linkou Dist.,
New Taipei City244, Taiwan

Tel: +886 2 26099301
Fax: +886 2 26099303

Mode	802.11n-HT20	U-NII Band	2C
		Frequency	TX 5500MHz

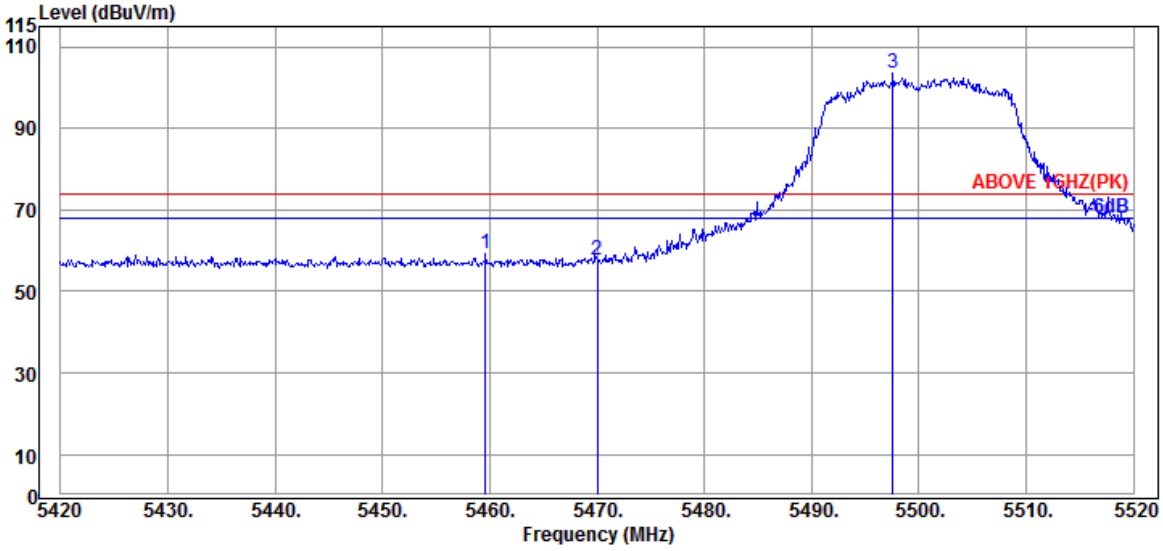

Antenna at Horizontal Polarization

Emission Frequency (MHz)	Antenna Factor (dB/m)	Cable Loss (dB)	Preamp Gain (dB)	Read Level (dBμV)	Emission Level (dBμV/m)	Limits (dBμV/m)	Margin (dB)	Detector
5459.600	34.50	9.18	34.24	49.83	59.27	74.00	14.73	Peak
5470.000	34.47	9.20	34.24	48.29	57.72	74.00	16.28	Peak
@ 5497.600	34.40	9.23	34.23	94.21	103.61	---	---	Peak

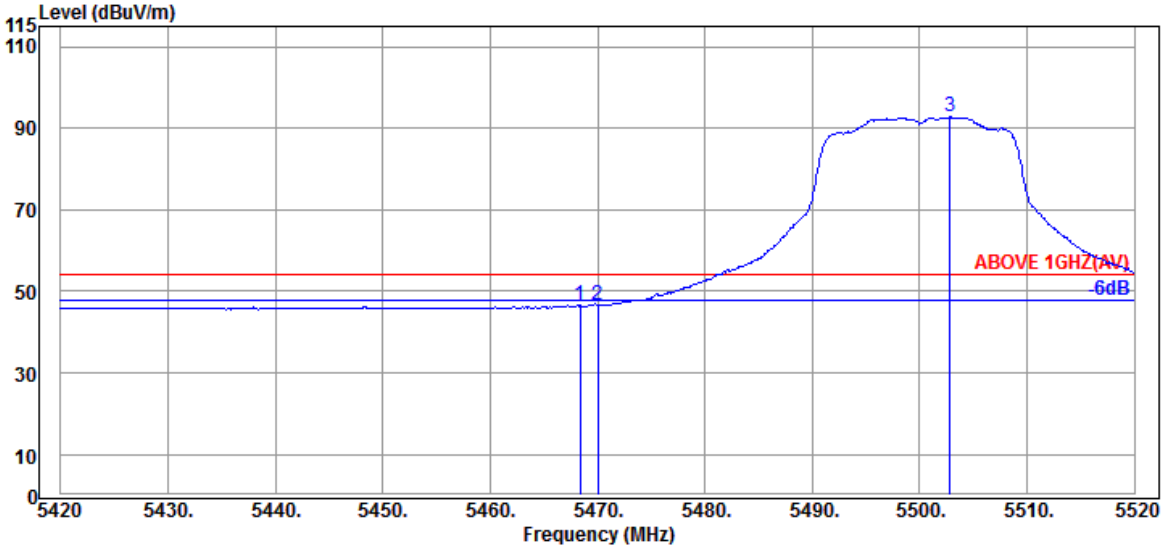

Antenna at Horizontal Polarization

Emission Frequency (MHz)	Antenna Factor (dB/m)	Cable Loss (dB)	Preamp Gain (dB)	Read Level (dBμV)	Emission Level (dBμV/m)	Limits (dBμV/m)	Margin (dB)	Detector
5468.400	34.47	9.20	34.24	37.20	46.63	54.00	7.37	Average
5470.000	34.47	9.20	34.24	37.35	46.78	54.00	7.22	Average
@ 5502.800	34.40	9.23	34.24	83.40	92.79	---	---	Average

Remark: The "@" means fundamental frequency, it is ignored in this section.

This test report may be reproduced in full only. The document may only be updated by Audix Technology Corp. personnel. Any changes will be noted in the Document History section of the report.

Audix Technology Corp.
No. 491, Zhongfu Rd., Linkou Dist.,
New Taipei City244, Taiwan

Tel: +886 2 26099301
Fax: +886 2 26099303

Mode	802.11n-HT20	U-NII Band	2C
		Frequency	TX 5500MHz

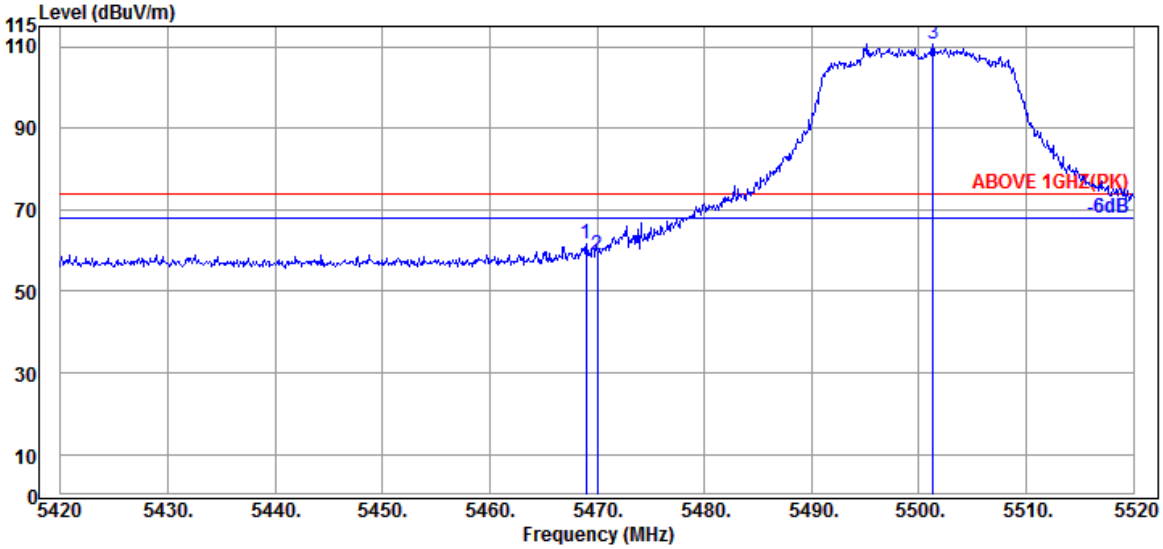

Antenna at Vertical Polarization

Emission Frequency (MHz)	Antenna Factor (dB/m)	Cable Loss (dB)	Preamp Gain (dB)	Read Level (dBμV)	Emission Level (dBμV/m)	Limits (dBμV/m)	Margin (dB)	Detector
5469.000	34.47	9.20	34.24	52.06	61.49	74.00	12.51	Peak
5470.000	34.47	9.20	34.24	49.52	58.95	74.00	15.05	Peak
@ 5501.300	34.40	9.23	34.24	101.28	110.67	---	---	Peak

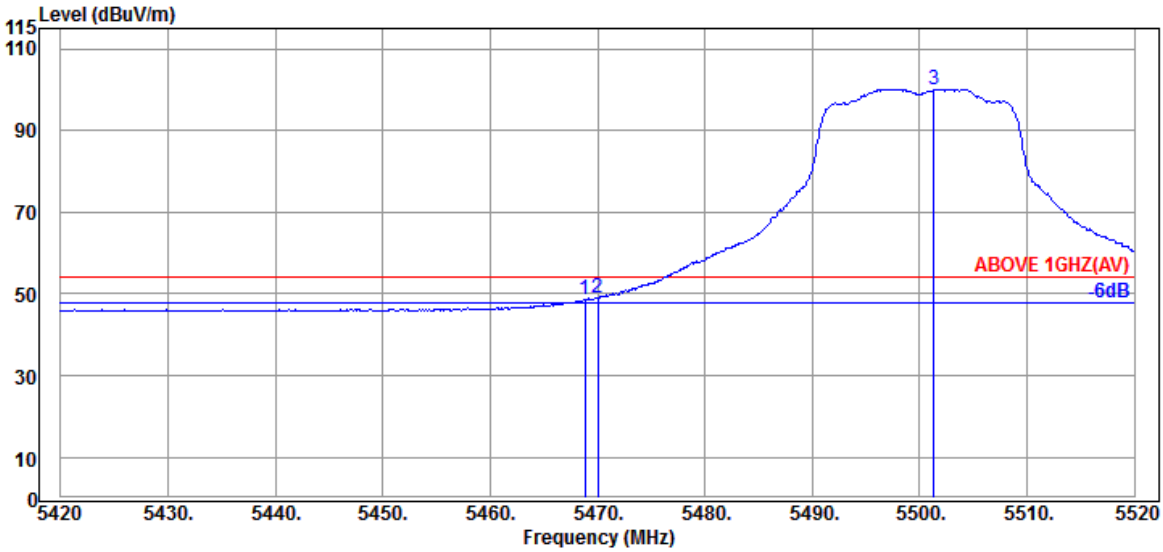

Antenna at Vertical Polarization

Emission Frequency (MHz)	Antenna Factor (dB/m)	Cable Loss (dB)	Preamp Gain (dB)	Read Level (dBμV)	Emission Level (dBμV/m)	Limits (dBμV/m)	Margin (dB)	Detector
5468.800	34.47	9.20	34.24	39.03	48.46	54.00	5.54	Average
5470.000	34.47	9.20	34.24	39.51	48.94	54.00	5.06	Average
@ 5501.300	34.40	9.23	34.24	90.73	100.12	---	---	Average

Remark: The "@" means fundamental frequency, it is ignored in this section.

This test report may be reproduced in full only. The document may only be updated by Audix Technology Corp. personnel. Any changes will be noted in the Document History section of the report.

Audix Technology Corp.
No. 491, Zhongfu Rd., Linkou Dist.,
New Taipei City244, Taiwan

Tel: +886 2 26099301
Fax: +886 2 26099303

Mode	802.11n-HT20	U-NII Band	2C
		Frequency	TX 5700MHz

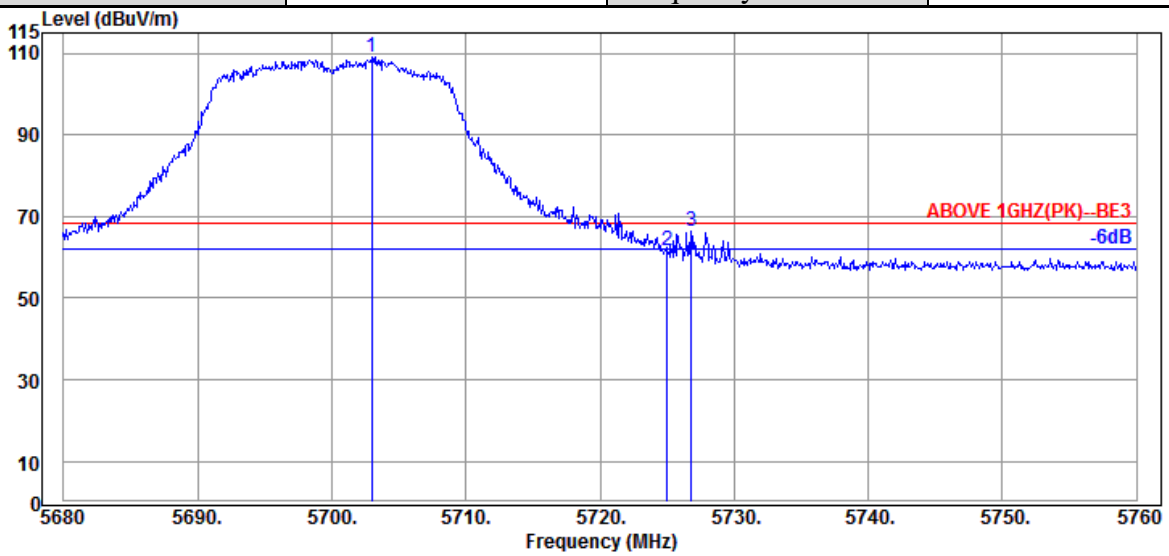

Antenna at Horizontal Polarization

Emission Frequency (MHz)	Antenna Factor (dB/m)	Cable Loss (dB)	Preamp Gain (dB)	Read Level (dBμV)	Emission Level (dBμV/m)	Limits (dBμV/m)	Margin (dB)	Detector
@ 5702.960	34.40	9.40	34.31	99.48	108.97	---	---	Peak
5725.040	34.67	9.42	34.32	51.94	61.71	68.20	6.49	Peak
5726.800	34.67	9.42	34.32	56.52	66.29	68.20	1.91	Peak

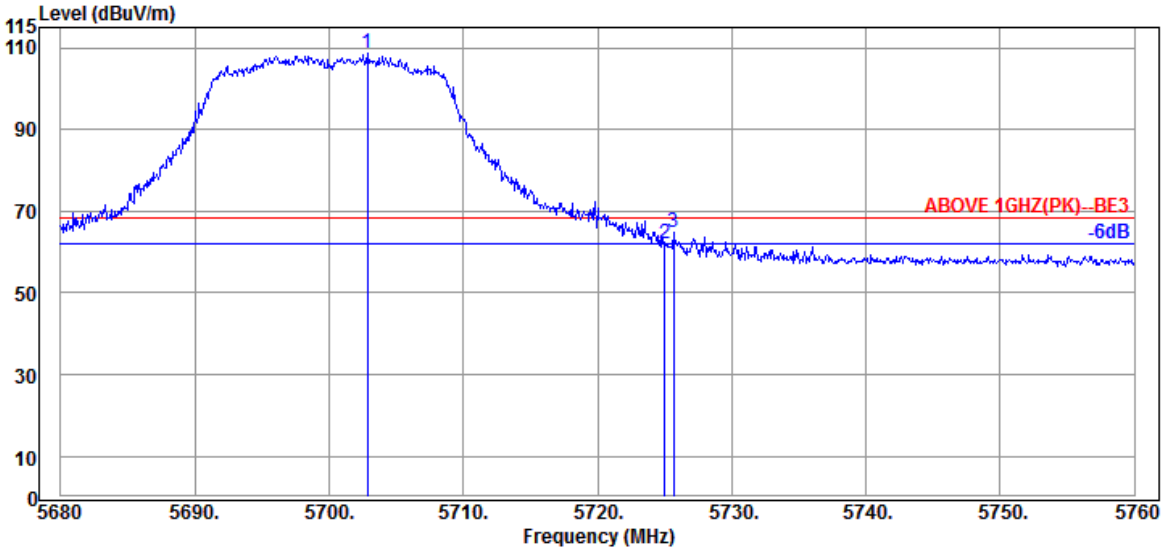

Antenna at Vertical Polarization

Emission Frequency (MHz)	Antenna Factor (dB/m)	Cable Loss (dB)	Preamp Gain (dB)	Read Level (dBμV)	Emission Level (dBμV/m)	Limits (dBμV/m)	Margin (dB)	Detector
@ 5702.880	34.40	9.40	34.31	99.09	108.58	---	---	Peak
5725.040	34.67	9.42	34.32	52.35	62.12	68.20	6.08	Peak
5725.680	34.67	9.42	34.32	54.87	64.64	68.20	3.56	Peak

Remark: The "@" means fundamental frequency, it is ignored in this section.

This test report may be reproduced in full only. The document may only be updated by Audix Technology Corp. personnel. Any changes will be noted in the Document History section of the report.

Audix Technology Corp.
No. 491, Zhongfu Rd., Linkou Dist.,
New Taipei City244, Taiwan

Tel: +886 2 26099301
Fax: +886 2 26099303

Mode	802.11n-HT20	U-NII Band	2C
		Frequency	TX 5720MHz

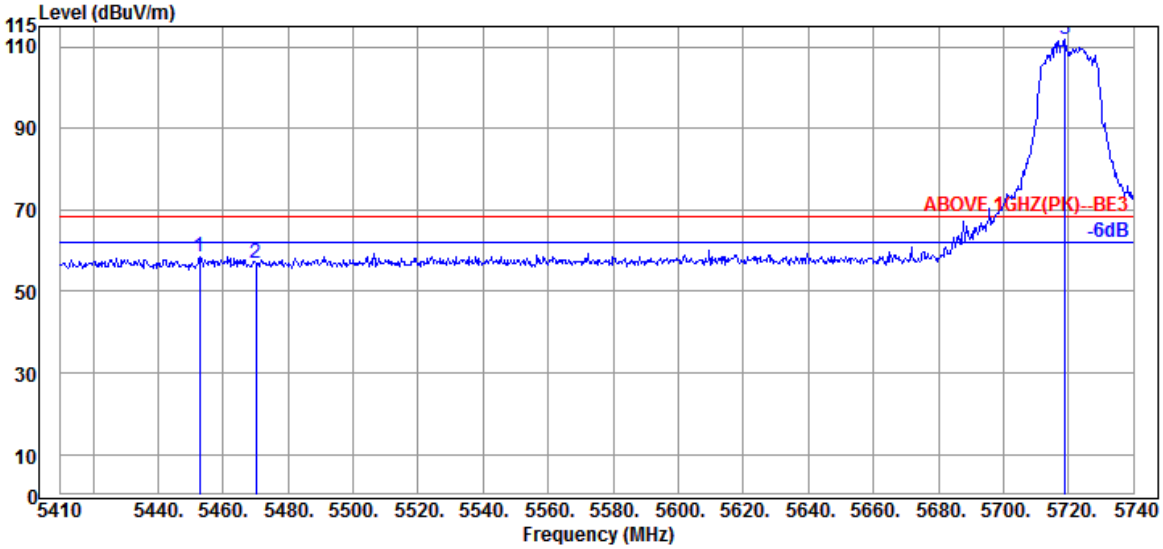

Antenna at Horizontal Polarization

Emission Frequency (MHz)	Antenna Factor (dB/m)	Cable Loss (dB)	Preamp Gain (dB)	Read Level (dBμV)	Emission Level (dBμV/m)	Limits (dBμV/m)	Margin (dB)	Detector
5452.900	34.50	9.18	34.24	49.16	58.60	68.20	9.60	Peak
5470.060	34.47	9.20	34.24	47.33	56.76	68.20	11.44	Peak
@ 5718.880	34.53	9.42	34.32	102.19	111.82	---	---	Peak

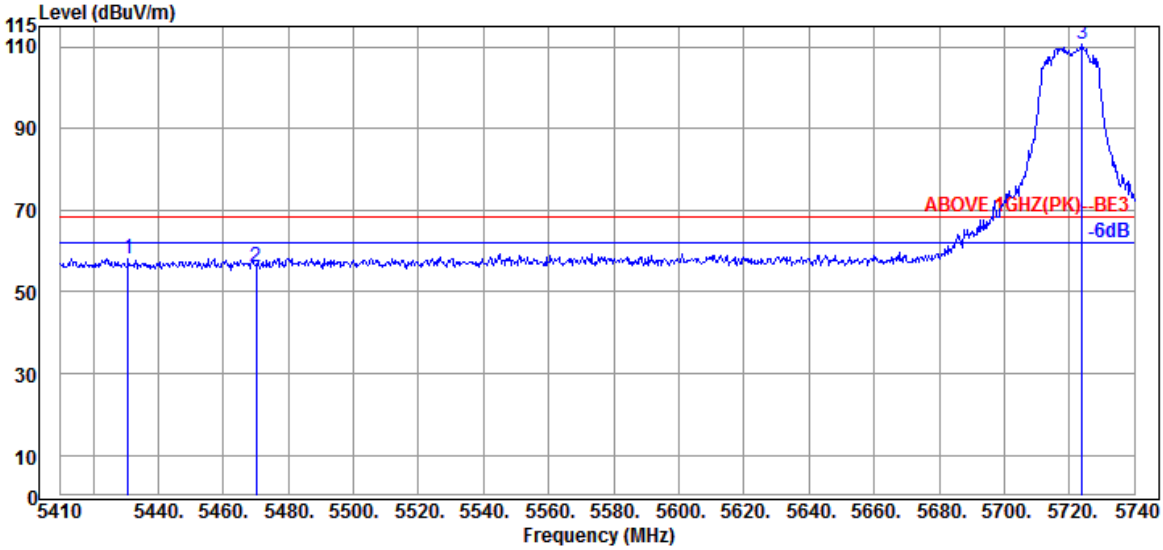

Antenna at Vertical Polarization

Emission Frequency (MHz)	Antenna Factor (dB/m)	Cable Loss (dB)	Preamp Gain (dB)	Read Level (dBμV)	Emission Level (dBμV/m)	Limits (dBμV/m)	Margin (dB)	Detector
5430.790	34.60	9.17	34.25	48.68	58.20	68.20	10.00	Peak
5470.060	34.47	9.20	34.24	46.85	56.28	68.20	11.92	Peak
@ 5723.830	34.67	9.42	34.32	100.90	110.67	---	---	Peak

Remark: The "@" means fundamental frequency, it is ignored in this section.

This test report may be reproduced in full only. The document may only be updated by Audix Technology Corp. personnel. Any changes will be noted in the Document History section of the report.

Audix Technology Corp.
No. 491, Zhongfu Rd., Linkou Dist.,
New Taipei City244, Taiwan

Tel: +886 2 26099301
Fax: +886 2 26099303

Mode	802.11n-HT20	U-NII Band	2C
		Frequency	TX 5720MHz

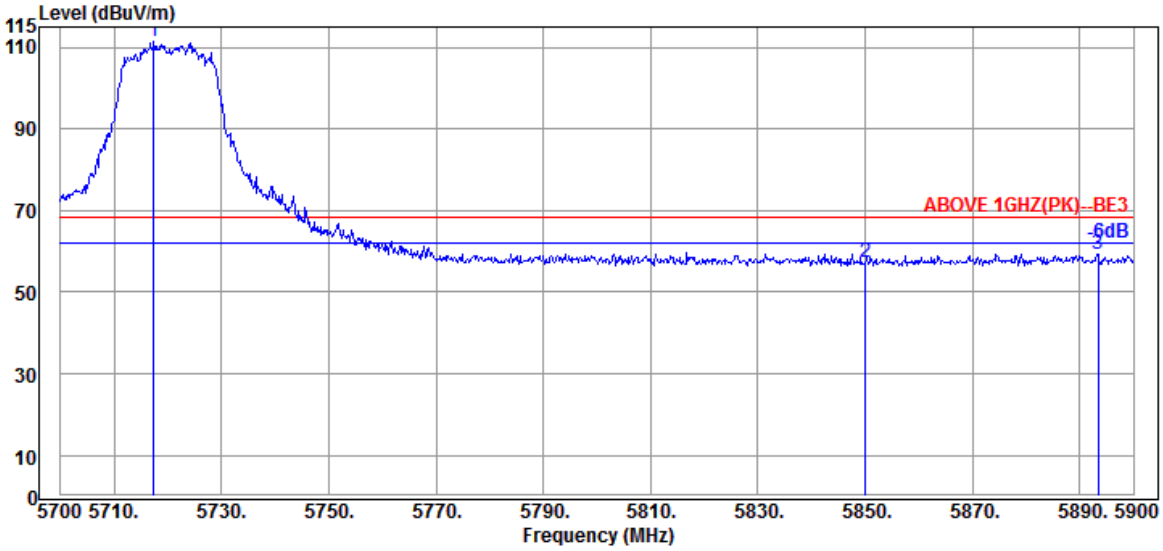

Antenna at Horizontal Polarization

Emission Frequency (MHz)	Antenna Factor (dB/m)	Cable Loss (dB)	Preamp Gain (dB)	Read Level (dBμV)	Emission Level (dBμV/m)	Limits (dBμV/m)	Margin (dB)	Detector
@ 5717.400	34.53	9.40	34.32	101.93	111.54	---	---	Peak
5850.000	35.10	9.52	34.38	47.20	57.44	68.20	10.76	Peak
5893.400	35.40	9.56	34.40	48.76	59.32	68.20	8.88	Peak

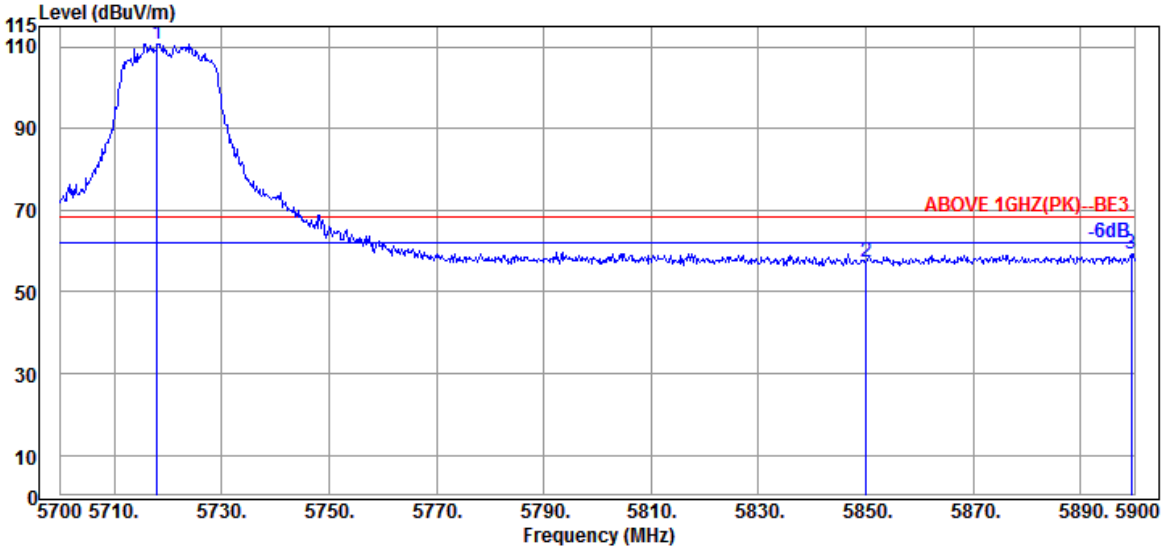

Antenna at Vertical Polarization

Emission Frequency (MHz)	Antenna Factor (dB/m)	Cable Loss (dB)	Preamp Gain (dB)	Read Level (dBμV)	Emission Level (dBμV/m)	Limits (dBμV/m)	Margin (dB)	Detector
@ 5718.000	34.53	9.42	34.32	101.22	110.85	---	---	Peak
5850.000	35.10	9.52	34.38	47.11	57.35	68.20	10.85	Peak
5899.400	35.40	9.56	34.40	48.76	59.32	68.20	8.88	Peak

Remark: The "@" means fundamental frequency, it is ignored in this section.

This test report may be reproduced in full only. The document may only be updated by Audix Technology Corp. personnel. Any changes will be noted in the Document History section of the report.

Audix Technology Corp.
No. 491, Zhongfu Rd., Linkou Dist.,
New Taipei City244, Taiwan

Tel: +886 2 26099301
Fax: +886 2 26099303

Mode	802.11n-HT20	U-NII Band	III
		Frequency	TX 5745MHz

Antenna at Horizontal Polarization

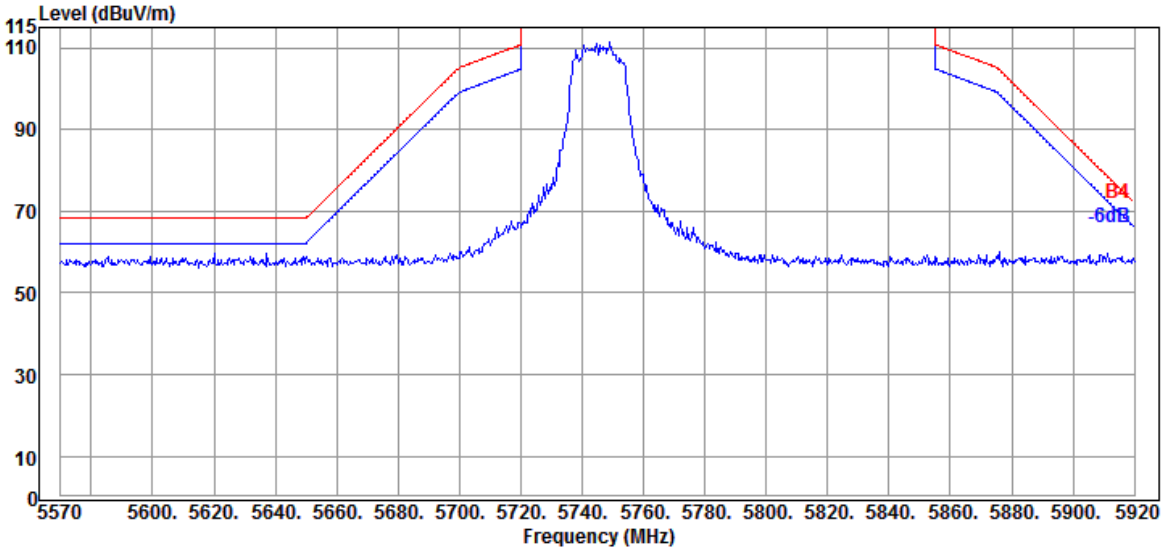

Antenna at Vertical Polarization

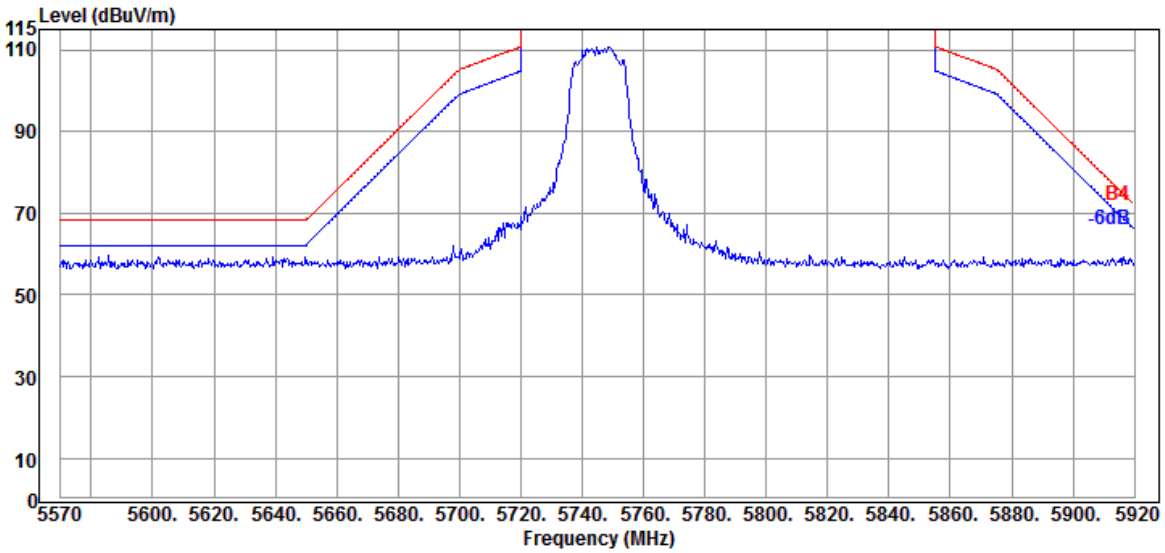

This test report may be reproduced in full only. The document may only be updated by Audix Technology Corp. personnel. Any changes will be noted in the Document History section of the report.

Audix Technology Corp.
No. 491, Zhongfu Rd., Linkou Dist.,
New Taipei City244, Taiwan

Tel: +886 2 26099301
Fax: +886 2 26099303

Mode	802.11n-HT20	U-NII Band	III
		Frequency	TX 5825MHz

Antenna at Horizontal Polarization

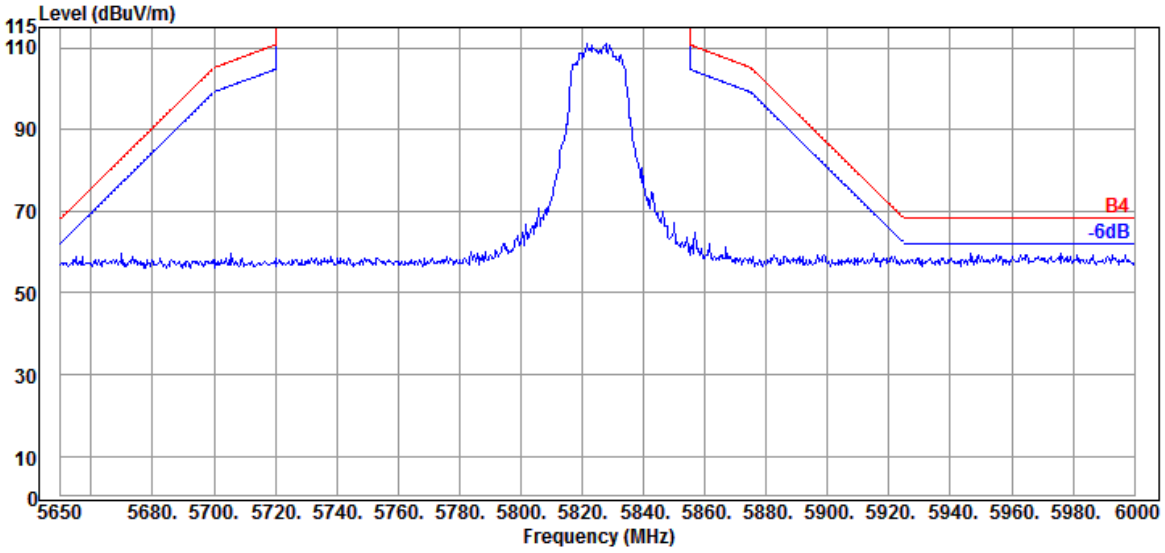

Antenna at Vertical Polarization

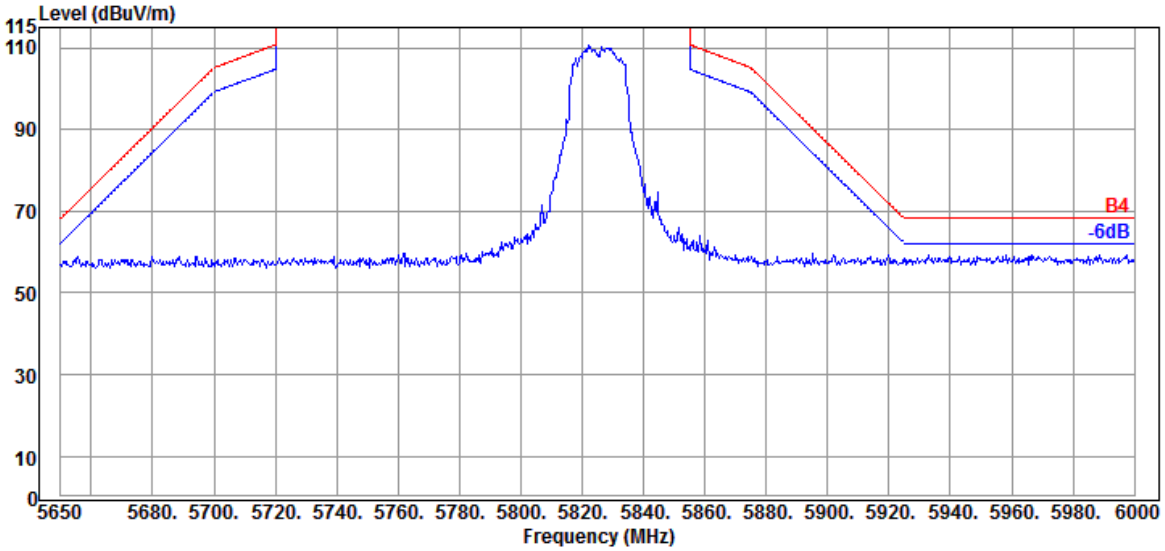

This test report may be reproduced in full only. The document may only be updated by Audix Technology Corp. personnel. Any changes will be noted in the Document History section of the report.

Audix Technology Corp.
No. 491, Zhongfu Rd., Linkou Dist.,
New Taipei City244, Taiwan

Tel: +886 2 26099301
Fax: +886 2 26099303

Mode	802.11n-HT40	U-NII Band	I
		Frequency	TX 5190MHz

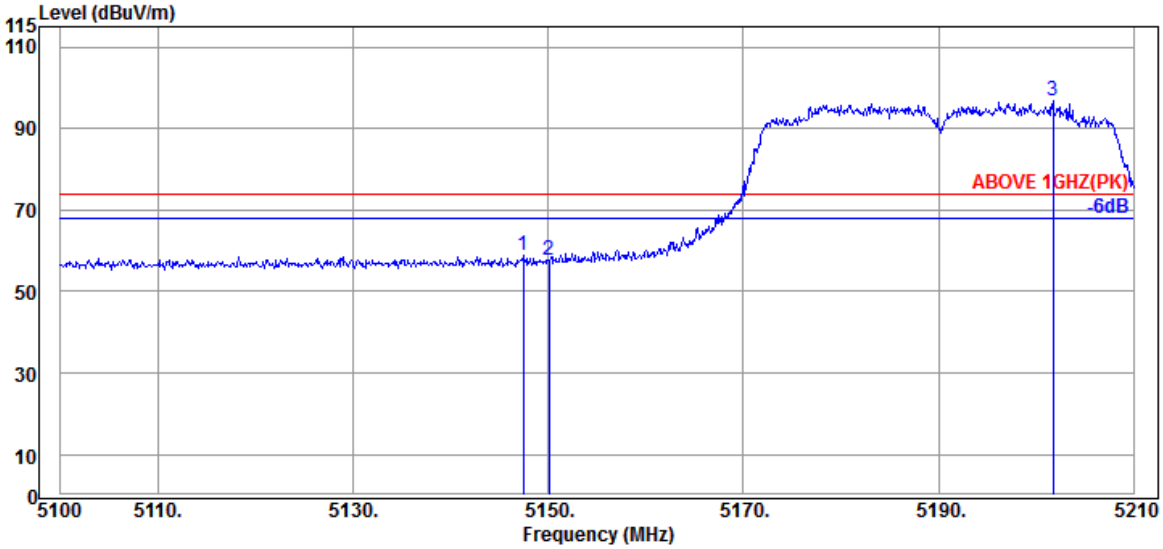

Antenna at Horizontal Polarization

Emission Frequency (MHz)	Antenna Factor (dB/m)	Cable Loss (dB)	Preamp Gain (dB)	Read Level (dBμV)	Emission Level (dBμV/m)	Limits (dBμV/m)	Margin (dB)	Detector
5147.410	34.20	8.92	34.35	50.23	59.00	74.00	15.00	Peak
5150.050	34.20	8.92	34.35	48.87	57.64	74.00	16.36	Peak
@ 5201.750	34.25	8.96	34.33	87.81	96.69	---	---	Peak

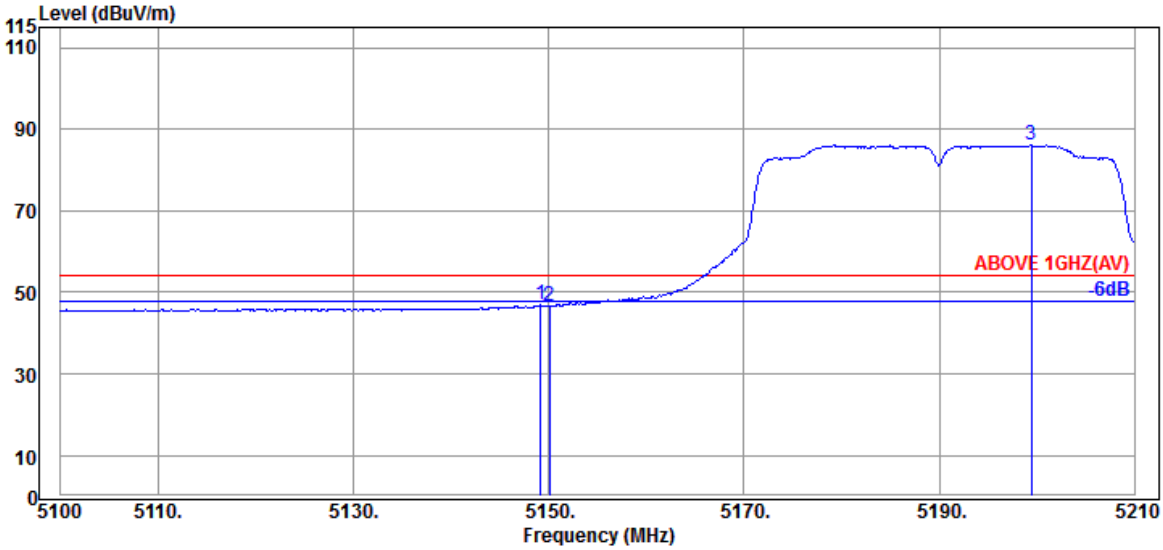

Antenna at Horizontal Polarization

Emission Frequency (MHz)	Antenna Factor (dB/m)	Cable Loss (dB)	Preamp Gain (dB)	Read Level (dBμV)	Emission Level (dBμV/m)	Limits (dBμV/m)	Margin (dB)	Detector
5149.170	34.20	8.92	34.35	38.18	46.95	54.00	7.05	Average
5150.050	34.20	8.92	34.35	37.79	46.56	54.00	7.44	Average
@ 5199.440	34.20	8.96	34.33	77.47	86.30	---	---	Average

Remark: The "@" means fundamental frequency, it is ignored in this section.

This test report may be reproduced in full only. The document may only be updated by Audix Technology Corp. personnel. Any changes will be noted in the Document History section of the report.

Audix Technology Corp.
No. 491, Zhongfu Rd., Linkou Dist.,
New Taipei City244, Taiwan

Tel: +886 2 26099301
Fax: +886 2 26099303

Mode	802.11n-HT40	U-NII Band	I
		Frequency	TX 5190MHz

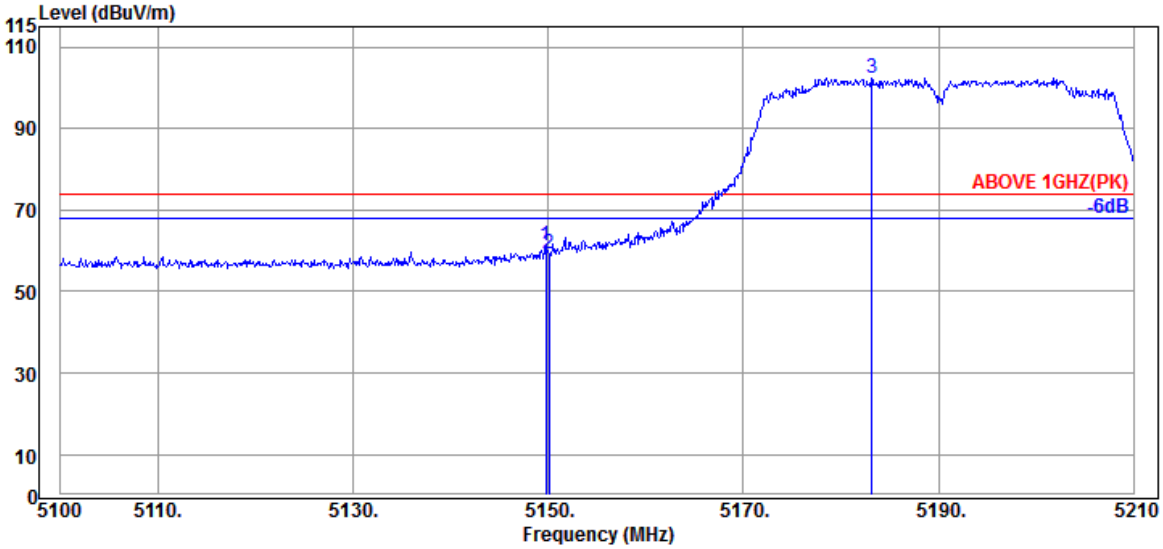

Antenna at Vertical Polarization

Emission Frequency (MHz)	Antenna Factor (dB/m)	Cable Loss (dB)	Preamp Gain (dB)	Read Level (dBμV)	Emission Level (dBμV/m)	Limits (dBμV/m)	Margin (dB)	Detector
5149.720	34.20	8.92	34.35	52.44	61.21	74.00	12.79	Peak
5150.050	34.20	8.92	34.35	50.70	59.47	74.00	14.53	Peak
@ 5183.160	34.20	8.95	34.34	93.72	102.53	---	---	Peak

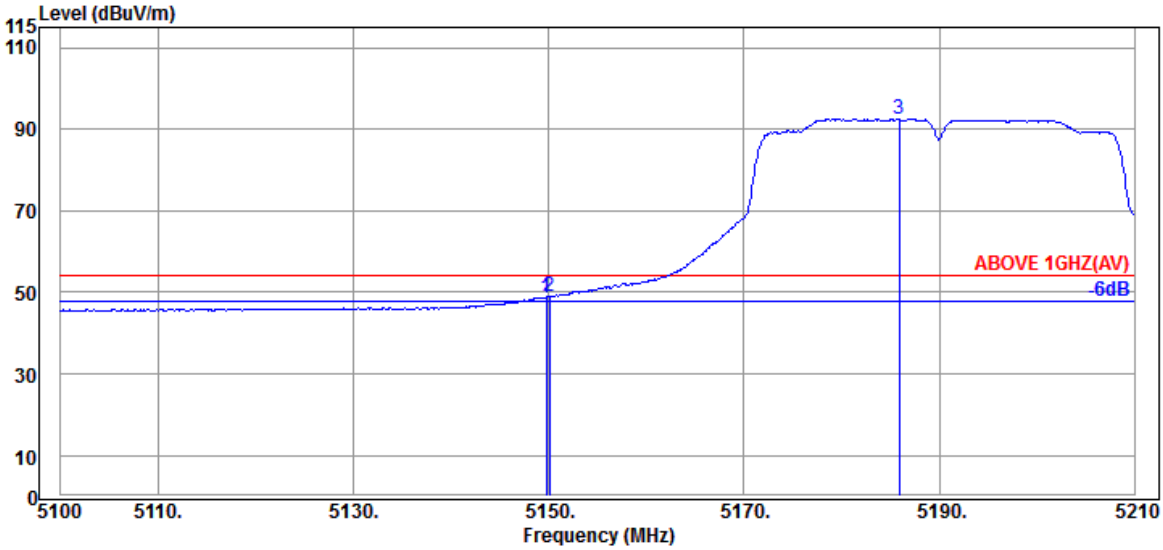

Antenna at Vertical Polarization

Emission Frequency (MHz)	Antenna Factor (dB/m)	Cable Loss (dB)	Preamp Gain (dB)	Read Level (dBμV)	Emission Level (dBμV/m)	Limits (dBμV/m)	Margin (dB)	Detector
5149.720	34.20	8.92	34.35	39.99	48.76	54.00	5.24	Average
5150.050	34.20	8.92	34.35	40.26	49.03	54.00	4.97	Average
@ 5185.910	34.20	8.95	34.34	83.73	92.54	---	---	Average

Remark: The "@" means fundamental frequency, it is ignored in this section.

This test report may be reproduced in full only. The document may only be updated by Audix Technology Corp. personnel. Any changes will be noted in the Document History section of the report.

Audix Technology Corp.
No. 491, Zhongfu Rd., Linkou Dist.,
New Taipei City244, Taiwan

Tel: +886 2 26099301
Fax: +886 2 26099303

Mode	802.11n-HT40	U-NII Band	2A
		Frequency	TX 5310MHz

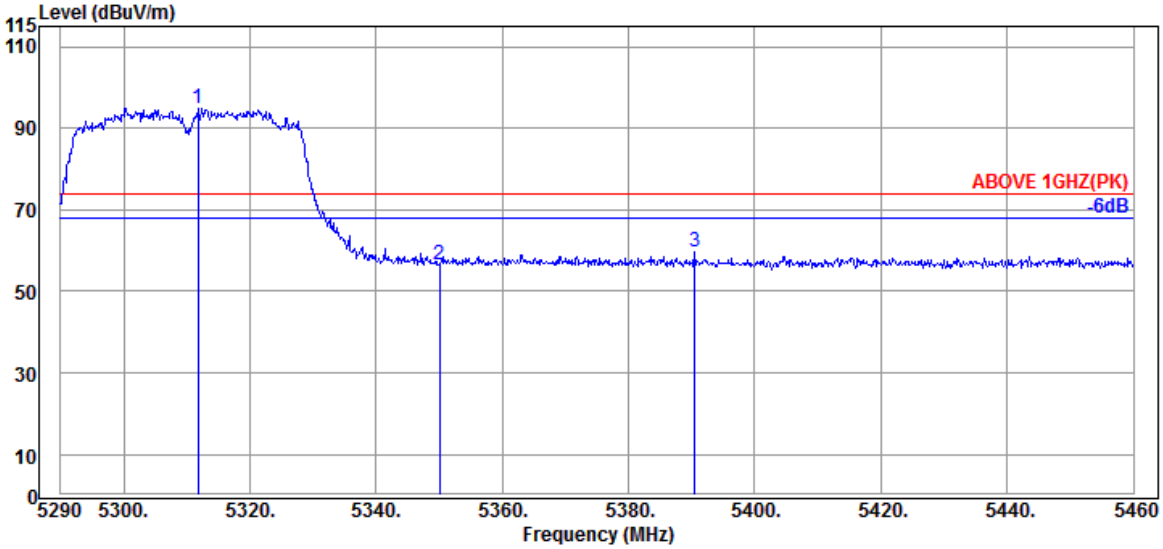

Antenna at Horizontal Polarization

Emission Frequency (MHz)	Antenna Factor (dB/m)	Cable Loss (dB)	Preamp Gain (dB)	Read Level (dBμV)	Emission Level (dBμV/m)	Limits (dBμV/m)	Margin (dB)	Detector
@ 5311.760	34.53	9.07	34.29	85.44	94.75	---	---	Peak
5350.010	34.60	9.10	34.27	47.02	56.45	74.00	17.55	Peak
5390.470	34.70	9.13	34.27	49.94	59.50	74.00	14.50	Peak

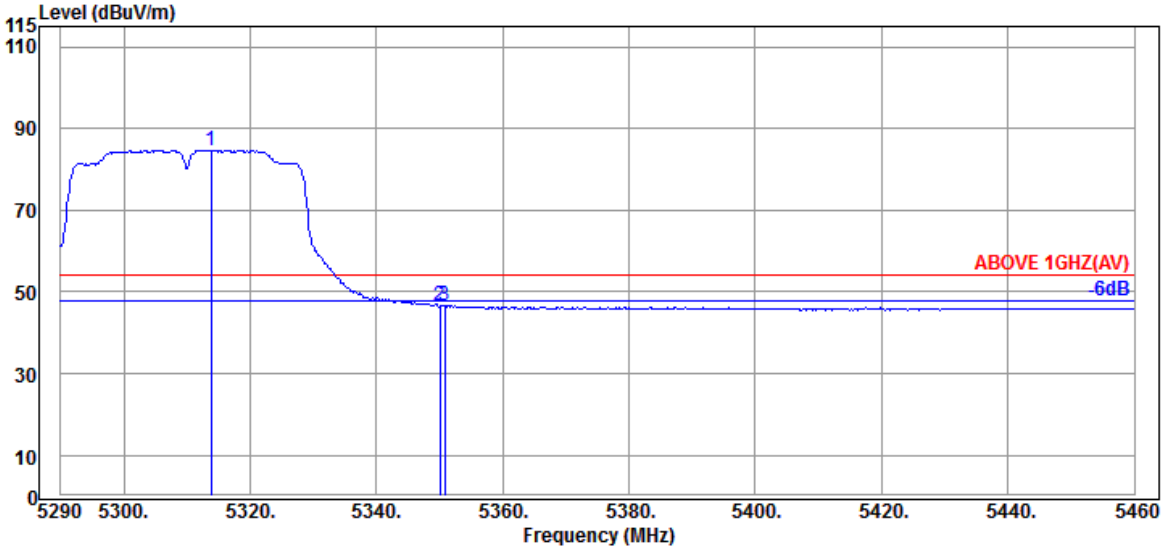

Antenna at Horizontal Polarization

Emission Frequency (MHz)	Antenna Factor (dB/m)	Cable Loss (dB)	Preamp Gain (dB)	Read Level (dBμV)	Emission Level (dBμV/m)	Limits (dBμV/m)	Margin (dB)	Detector
@ 5313.800	34.53	9.07	34.29	75.40	84.71	---	---	Average
5350.010	34.60	9.10	34.27	37.07	46.50	54.00	7.50	Average
5350.860	34.60	9.10	34.27	37.27	46.70	54.00	7.30	Average

Remark: The "@" means fundamental frequency, it is ignored in this section.

This test report may be reproduced in full only. The document may only be updated by Audix Technology Corp. personnel. Any changes will be noted in the Document History section of the report.

Audix Technology Corp.
No. 491, Zhongfu Rd., Linkou Dist.,
New Taipei City244, Taiwan

Tel: +886 2 26099301
Fax: +886 2 26099303

Mode	802.11n-HT40	U-NII Band	2A
		Frequency	TX 5310MHz

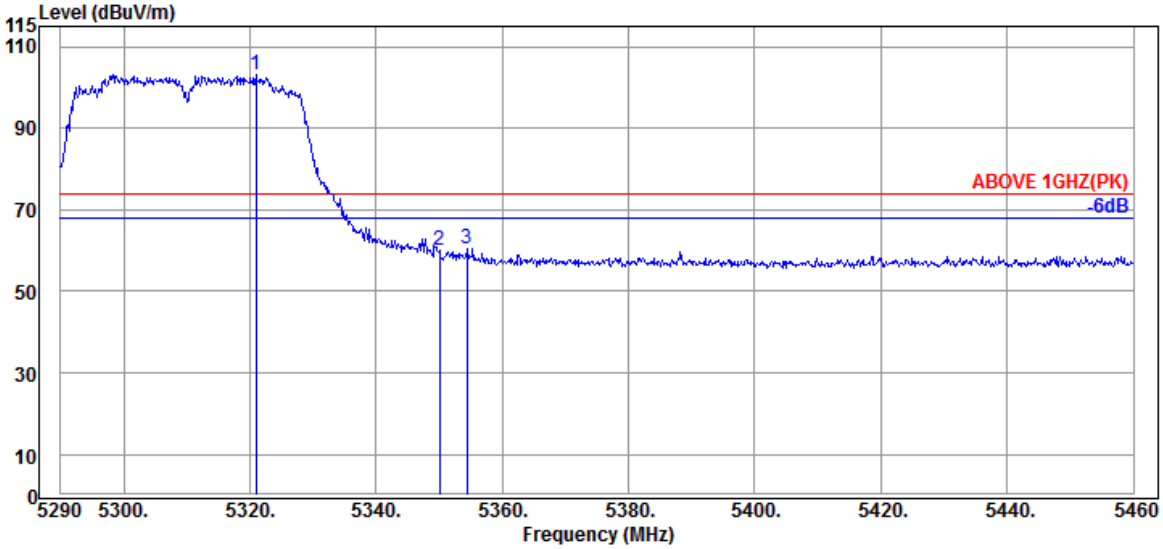

Antenna at Vertical Polarization

Emission Frequency (MHz)	Antenna Factor (dB/m)	Cable Loss (dB)	Preamp Gain (dB)	Read Level (dBμV)	Emission Level (dBμV/m)	Limits (dBμV/m)	Margin (dB)	Detector
@ 5320.940	34.53	9.07	34.29	93.90	103.21	---	---	Peak
5350.010	34.60	9.10	34.27	50.45	59.88	74.00	14.12	Peak
5354.430	34.63	9.10	34.27	51.06	60.52	74.00	13.48	Peak

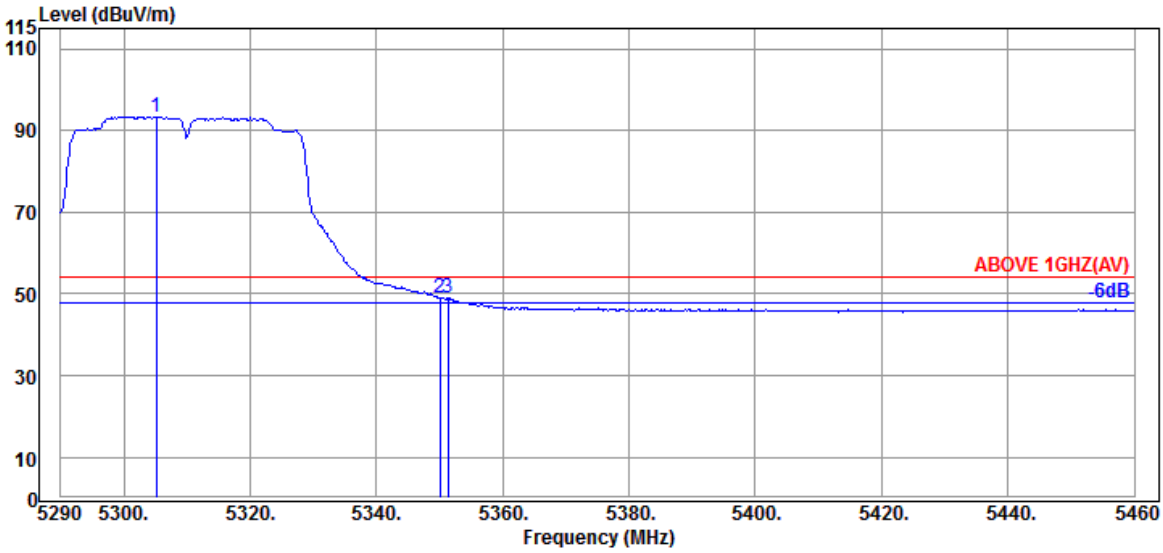

Antenna at Vertical Polarization

Emission Frequency (MHz)	Antenna Factor (dB/m)	Cable Loss (dB)	Preamp Gain (dB)	Read Level (dBμV)	Emission Level (dBμV/m)	Limits (dBμV/m)	Margin (dB)	Detector
@ 5305.130	34.50	9.05	34.29	84.13	93.39	---	---	Average
5350.010	34.60	9.10	34.27	39.56	48.99	54.00	5.01	Average
5351.370	34.60	9.10	34.27	39.74	49.17	54.00	4.83	Average

Remark: The "@" means fundamental frequency, it is ignored in this section.

This test report may be reproduced in full only. The document may only be updated by Audix Technology Corp. personnel. Any changes will be noted in the Document History section of the report.

Audix Technology Corp.
No. 491, Zhongfu Rd., Linkou Dist.,
New Taipei City244, Taiwan

Tel: +886 2 26099301
Fax: +886 2 26099303

Mode	802.11n-HT40	U-NII Band	2C
		Frequency	TX 5510MHz

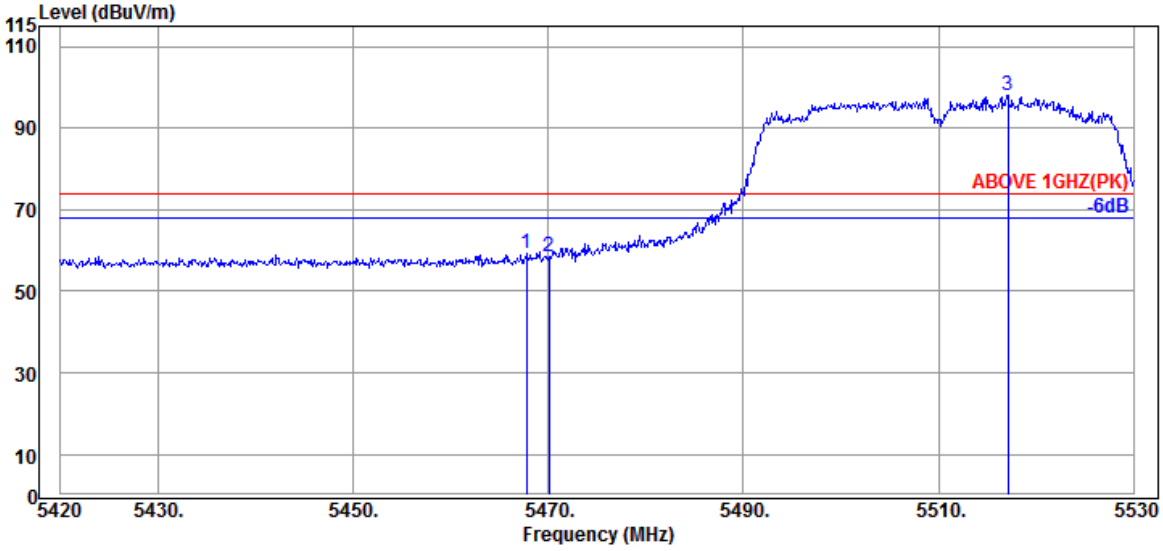

Antenna at Horizontal Polarization

Emission Frequency (MHz)	Antenna Factor (dB/m)	Cable Loss (dB)	Preamp Gain (dB)	Read Level (dBμV)	Emission Level (dBμV/m)	Limits (dBμV/m)	Margin (dB)	Detector
5467.740	34.47	9.20	34.24	49.79	59.22	74.00	14.78	Peak
5470.050	34.47	9.20	34.24	49.09	58.52	74.00	15.48	Peak
@ 5517.130	34.37	9.24	34.24	88.72	98.09	---	---	Peak

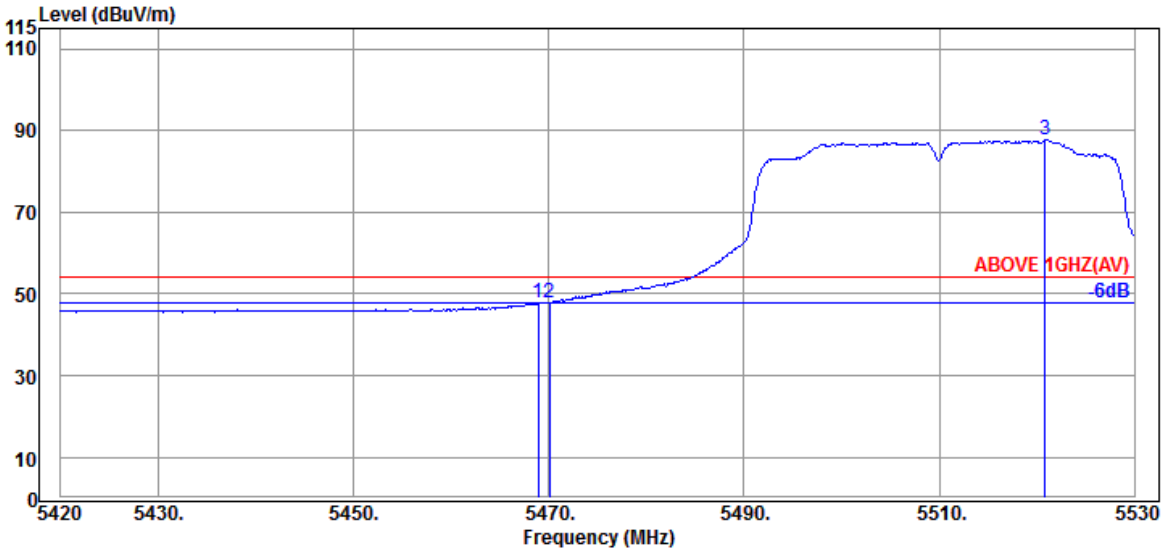

Antenna at Horizontal Polarization

Emission Frequency (MHz)	Antenna Factor (dB/m)	Cable Loss (dB)	Preamp Gain (dB)	Read Level (dBμV)	Emission Level (dBμV/m)	Limits (dBμV/m)	Margin (dB)	Detector
5468.950	34.47	9.20	34.24	38.28	47.71	54.00	6.29	Average
5470.050	34.47	9.20	34.24	38.57	48.00	54.00	6.00	Average
@ 5520.870	34.37	9.24	34.24	78.33	87.70	---	---	Average

Remark: The "@" means fundamental frequency, it is ignored in this section.

This test report may be reproduced in full only. The document may only be updated by Audix Technology Corp. personnel. Any changes will be noted in the Document History section of the report.

Audix Technology Corp.
No. 491, Zhongfu Rd., Linkou Dist.,
New Taipei City244, Taiwan

Tel: +886 2 26099301
Fax: +886 2 26099303

Mode	802.11n-HT40	U-NII Band	2C
		Frequency	TX 5510MHz

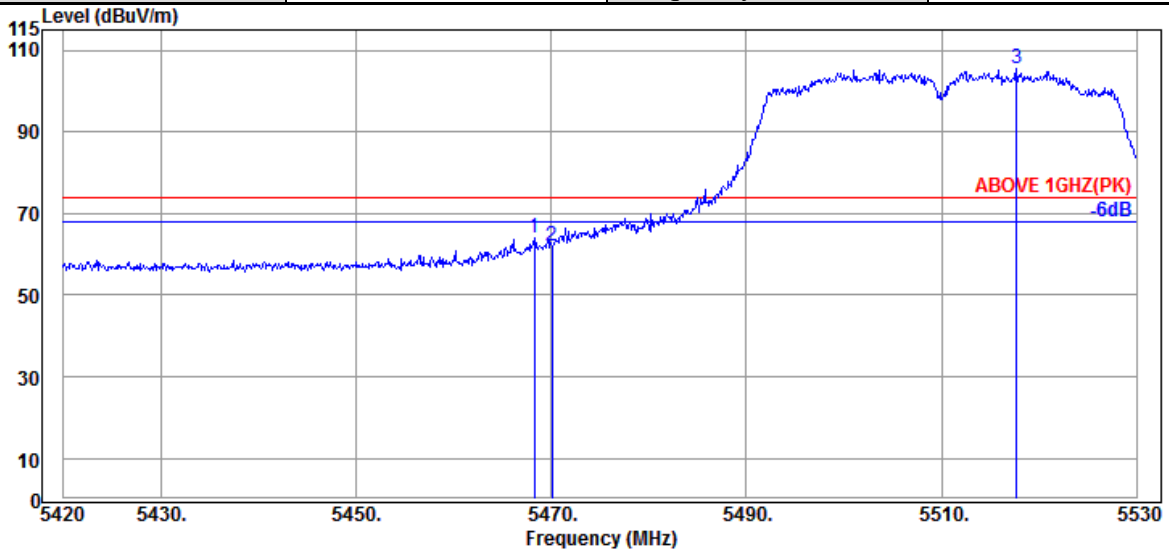

Antenna at Vertical Polarization

Emission Frequency (MHz)	Antenna Factor (dB/m)	Cable Loss (dB)	Preamp Gain (dB)	Read Level (dBμV)	Emission Level (dBμV/m)	Limits (dBμV/m)	Margin (dB)	Detector
5468.290	34.47	9.20	34.24	54.52	63.95	74.00	10.05	Peak
5470.050	34.47	9.20	34.24	52.47	61.90	74.00	12.10	Peak
@ 5517.680	34.37	9.24	34.24	95.98	105.35	---	---	Peak

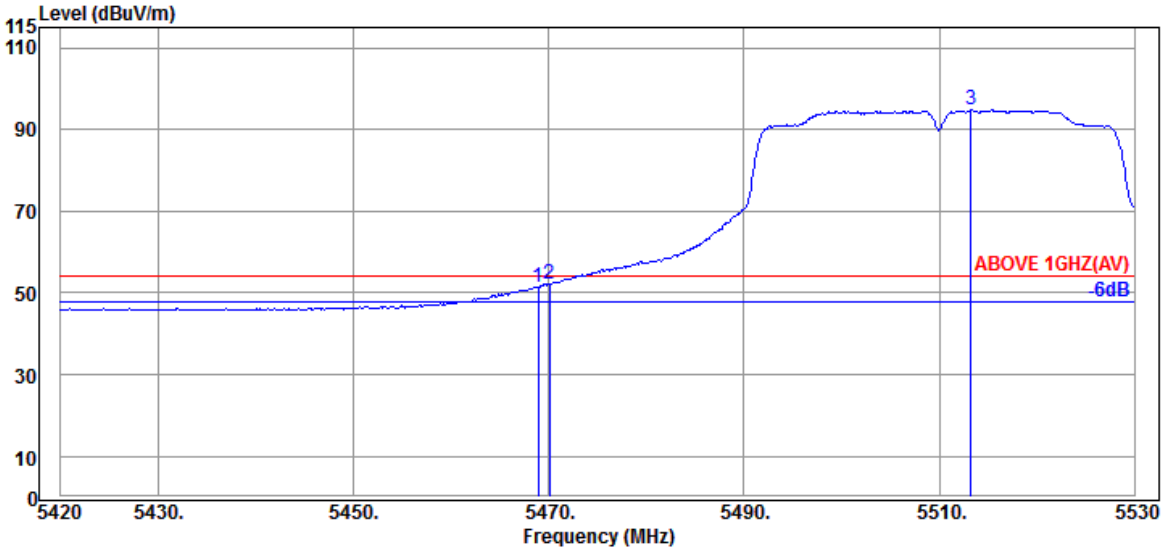

Antenna at Vertical Polarization

Emission Frequency (MHz)	Antenna Factor (dB/m)	Cable Loss (dB)	Preamp Gain (dB)	Read Level (dBμV)	Emission Level (dBμV/m)	Limits (dBμV/m)	Margin (dB)	Detector
5468.950	34.47	9.20	34.24	42.11	51.54	54.00	2.46	Average
5470.050	34.47	9.20	34.24	42.80	52.23	54.00	1.77	Average
@ 5513.280	34.37	9.23	34.24	85.53	94.89	---	---	Average

Remark: The "@" means fundamental frequency, it is ignored in this section.

This test report may be reproduced in full only. The document may only be updated by Audix Technology Corp. personnel. Any changes will be noted in the Document History section of the report.

Audix Technology Corp.
No. 491, Zhongfu Rd., Linkou Dist.,
New Taipei City244, Taiwan

Tel: +886 2 26099301
Fax: +886 2 26099303

Mode	802.11n-HT40	U-NII Band	2C
		Frequency	TX 5670MHz

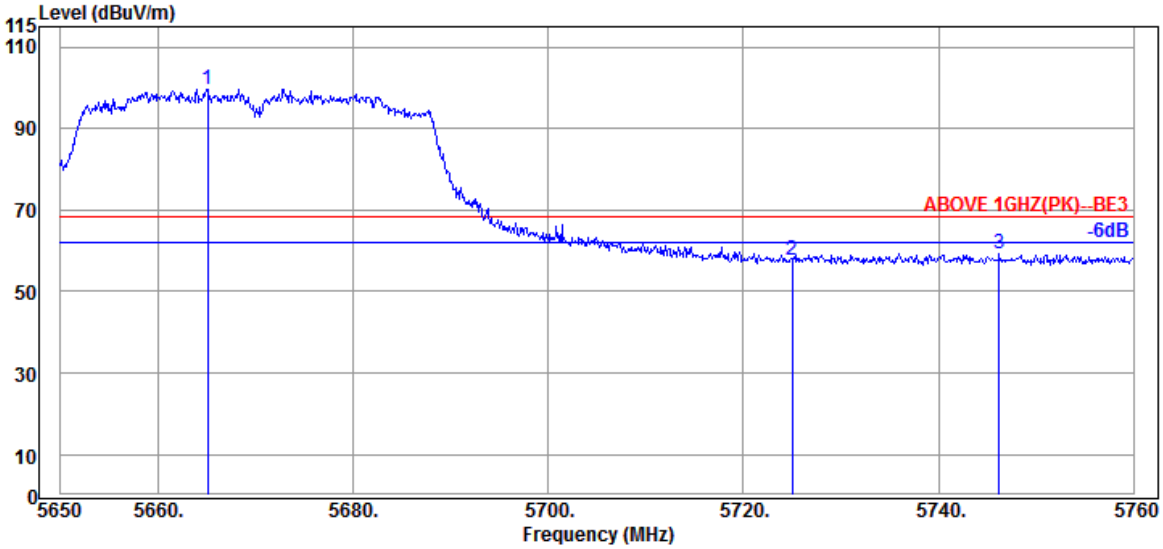

Antenna at Horizontal Polarization

Emission Frequency (MHz)	Antenna Factor (dB/m)	Cable Loss (dB)	Preamp Gain (dB)	Read Level (dBμV)	Emission Level (dBμV/m)	Limits (dBμV/m)	Margin (dB)	Detector
@ 5665.070	34.40	9.36	34.30	90.27	99.73	---	---	Peak
5725.020	34.67	9.42	34.32	47.93	57.70	68.20	10.50	Peak
5746.250	34.80	9.43	34.33	49.44	59.34	68.20	8.86	Peak

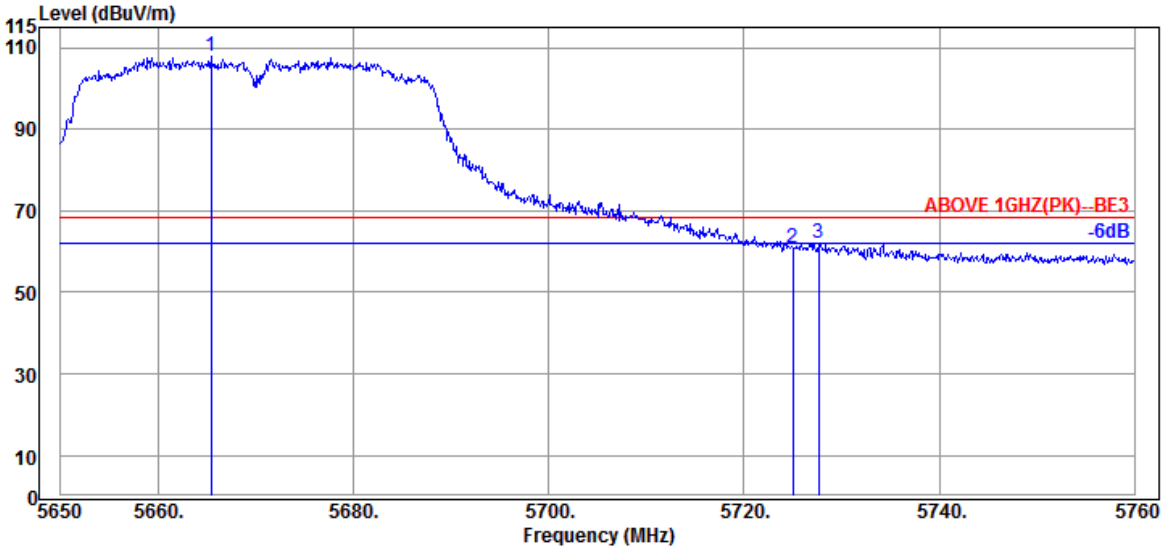

Antenna at Vertical Polarization

Emission Frequency (MHz)	Antenna Factor (dB/m)	Cable Loss (dB)	Preamp Gain (dB)	Read Level (dBμV)	Emission Level (dBμV/m)	Limits (dBμV/m)	Margin (dB)	Detector
@ 5665.400	34.40	9.36	34.30	98.26	107.72	---	---	Peak
5725.020	34.67	9.42	34.32	51.27	61.04	68.20	7.16	Peak
5727.660	34.67	9.42	34.32	52.30	62.07	68.20	6.13	Peak

Remark: The "@" means fundamental frequency, it is ignored in this section.

This test report may be reproduced in full only. The document may only be updated by Audix Technology Corp. personnel. Any changes will be noted in the Document History section of the report.

Audix Technology Corp.
No. 491, Zhongfu Rd., Linkou Dist.,
New Taipei City244, Taiwan

Tel: +886 2 26099301
Fax: +886 2 26099303

Mode	802.11n-HT40	U-NII Band	2C
		Frequency	TX 5710MHz

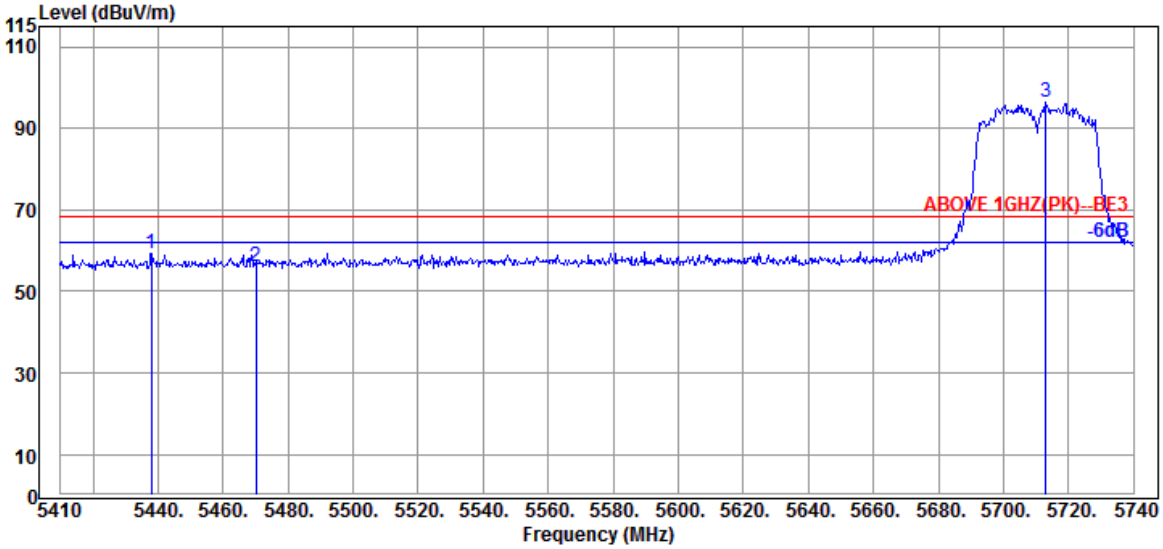

Antenna at Horizontal Polarization

Emission Frequency (MHz)	Antenna Factor (dB/m)	Cable Loss (dB)	Preamp Gain (dB)	Read Level (dBμV)	Emission Level (dBμV/m)	Limits (dBμV/m)	Margin (dB)	Detector
5438.050	34.55	9.17	34.25	49.85	59.32	68.20	8.88	Peak
5470.060	34.47	9.20	34.24	46.72	56.15	68.20	12.05	Peak
@ 5712.940	34.53	9.40	34.32	86.94	96.55	---	---	Peak

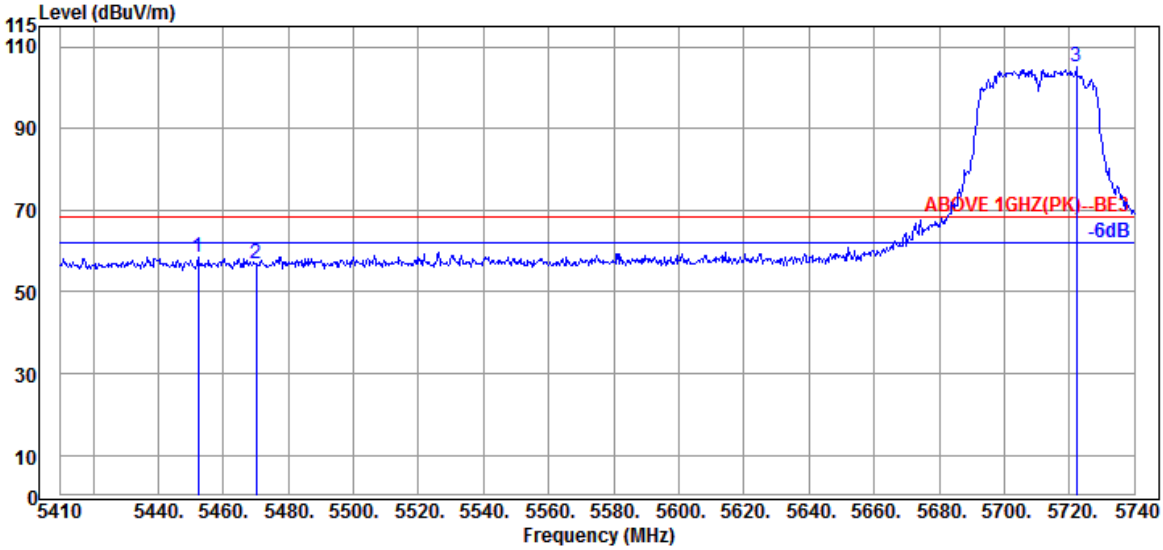

Antenna at Vertical Polarization

Emission Frequency (MHz)	Antenna Factor (dB/m)	Cable Loss (dB)	Preamp Gain (dB)	Read Level (dBμV)	Emission Level (dBμV/m)	Limits (dBμV/m)	Margin (dB)	Detector
5452.240	34.50	9.18	34.24	48.94	58.38	68.20	9.82	Peak
5470.060	34.47	9.20	34.24	47.61	57.04	68.20	11.16	Peak
@ 5722.180	34.67	9.42	34.32	95.24	105.01	---	---	Peak

Remark: The "@" means fundamental frequency, it is ignored in this section.

This test report may be reproduced in full only. The document may only be updated by Audix Technology Corp. personnel. Any changes will be noted in the Document History section of the report.

Audix Technology Corp.
No. 491, Zhongfu Rd., Linkou Dist.,
New Taipei City244, Taiwan

Tel: +886 2 26099301
Fax: +886 2 26099303

Mode	802.11n-HT40	U-NII Band	2C
		Frequency	TX 5710MHz

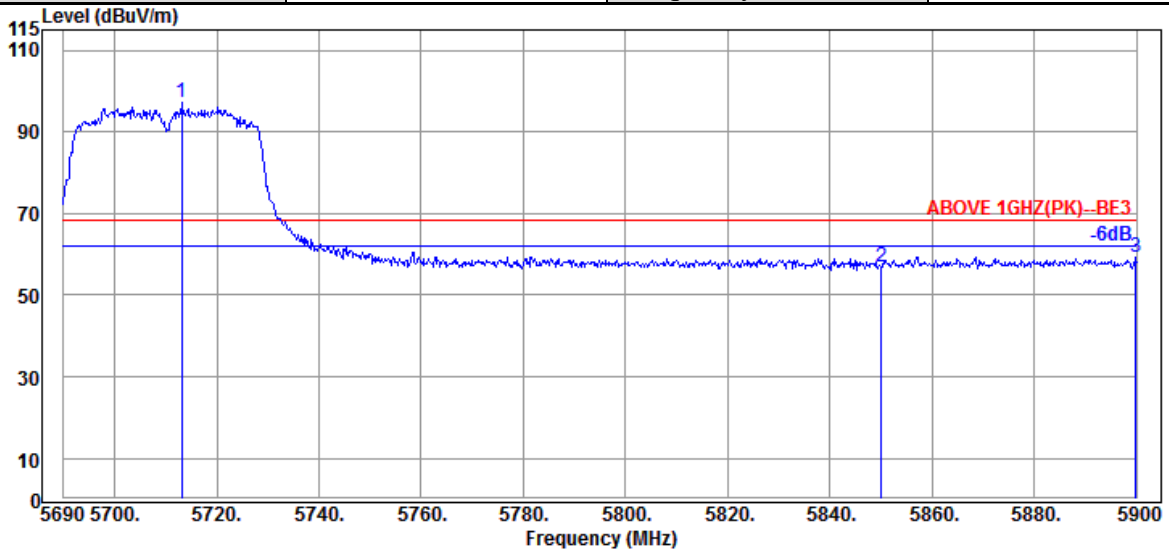

Antenna at Horizontal Polarization

Emission Frequency (MHz)	Antenna Factor (dB/m)	Cable Loss (dB)	Preamp Gain (dB)	Read Level (dBμV)	Emission Level (dBμV/m)	Limits (dBμV/m)	Margin (dB)	Detector
@ 5713.100	34.53	9.40	34.32	87.42	97.03	---	---	Peak
5850.020	35.10	9.52	34.38	46.78	57.02	68.20	11.18	Peak
5899.790	35.40	9.56	34.40	48.86	59.42	68.20	8.78	Peak

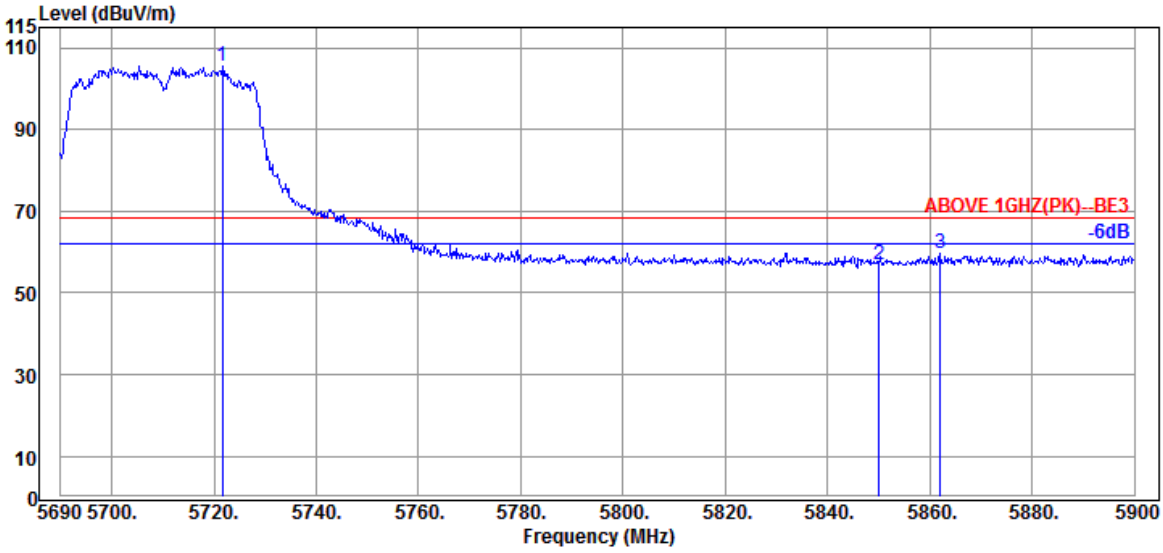

Antenna at Vertical Polarization

Emission Frequency (MHz)	Antenna Factor (dB/m)	Cable Loss (dB)	Preamp Gain (dB)	Read Level (dBμV)	Emission Level (dBμV/m)	Limits (dBμV/m)	Margin (dB)	Detector
@ 5721.710	34.53	9.42	34.32	95.82	105.45	---	---	Peak
5850.020	35.10	9.52	34.38	46.78	57.02	68.20	11.18	Peak
5861.990	35.20	9.53	34.39	49.24	59.58	68.20	8.62	Peak

Remark: The "@" means fundamental frequency, it is ignored in this section.

This test report may be reproduced in full only. The document may only be updated by Audix Technology Corp. personnel. Any changes will be noted in the Document History section of the report.

Audix Technology Corp.
No. 491, Zhongfu Rd., Linkou Dist.,
New Taipei City244, Taiwan

Tel: +886 2 26099301
Fax: +886 2 26099303

Mode	802.11n-HT40	U-NII Band	III
		Frequency	TX 5755MHz

Antenna at Horizontal Polarization

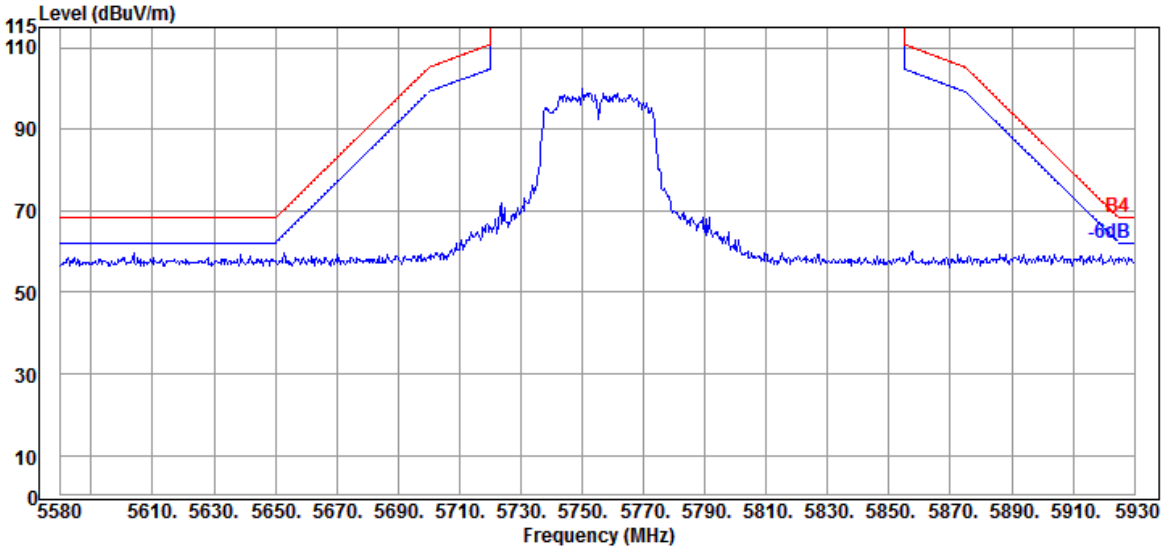

Antenna at Vertical Polarization

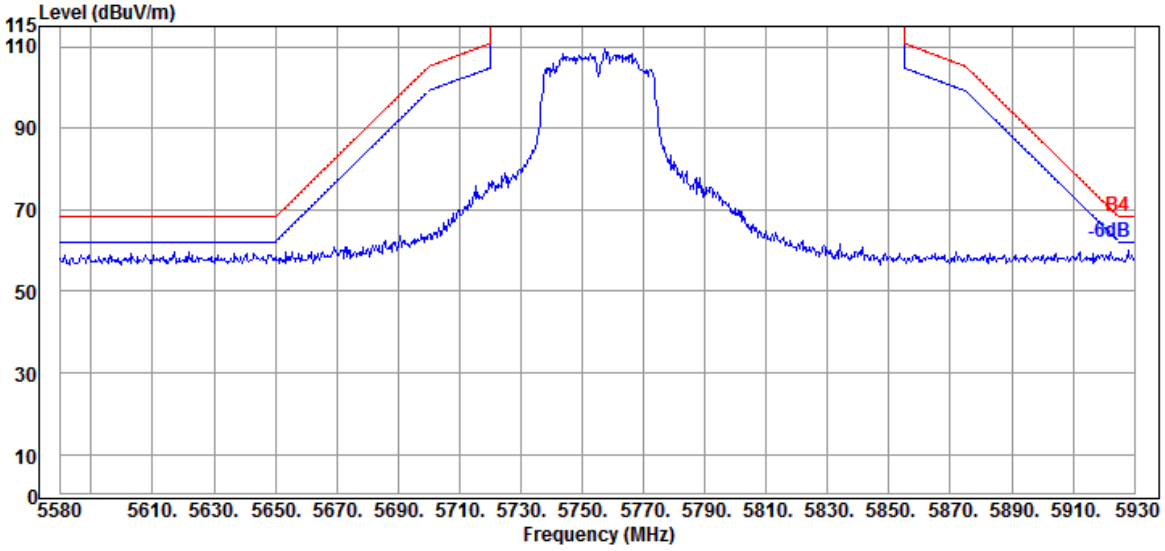

This test report may be reproduced in full only. The document may only be updated by Audix Technology Corp. personnel. Any changes will be noted in the Document History section of the report.

Audix Technology Corp.
No. 491, Zhongfu Rd., Linkou Dist.,
New Taipei City244, Taiwan

Tel: +886 2 26099301
Fax: +886 2 26099303

Mode	802.11n-HT40	U-NII Band	III
		Frequency	TX 5795MHz

Antenna at Horizontal Polarization

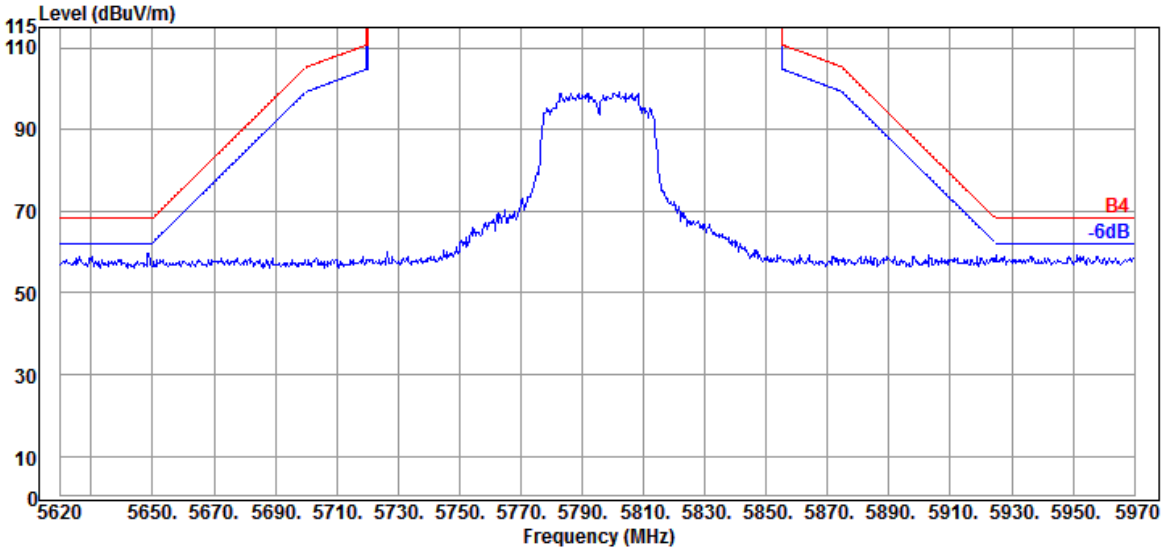

Antenna at Vertical Polarization

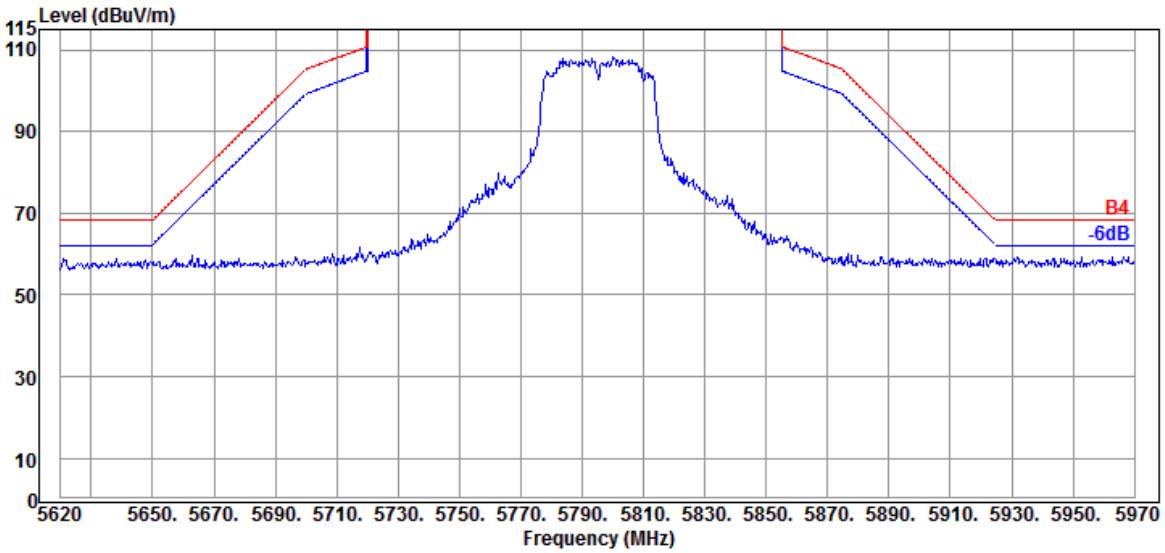

This test report may be reproduced in full only. The document may only be updated by Audix Technology Corp. personnel. Any changes will be noted in the Document History section of the report.

Audix Technology Corp.
No. 491, Zhongfu Rd., Linkou Dist.,
New Taipei City244, Taiwan

Tel: +886 2 26099301
Fax: +886 2 26099303

Mode	802.11ac-VHT80	U-NII Band	I
		Frequency	TX 5210MHz

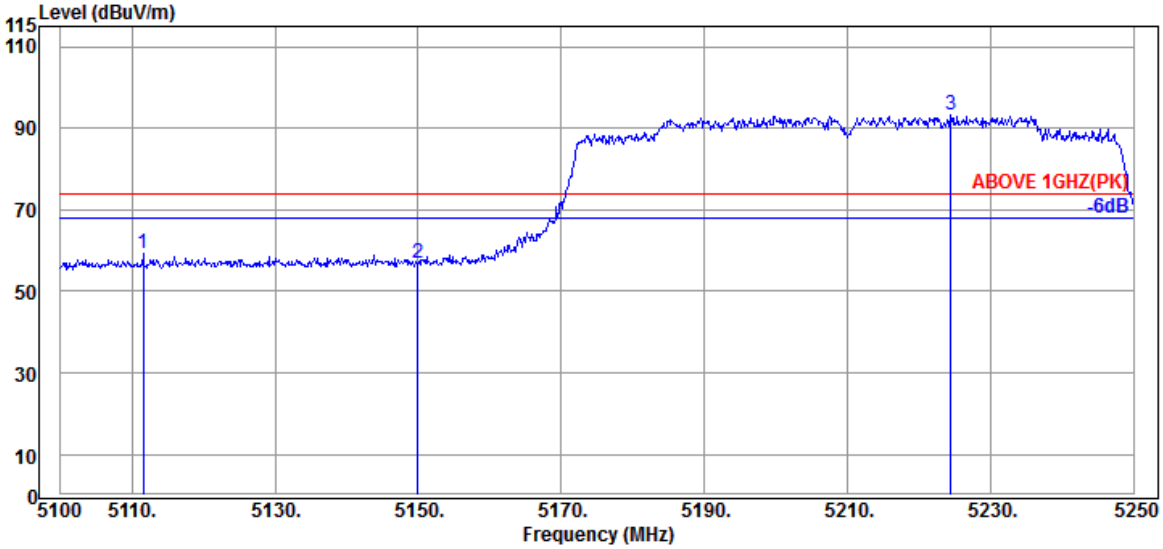

Antenna at Horizontal Polarization

Emission Frequency (MHz)	Antenna Factor (dB/m)	Cable Loss (dB)	Preamp Gain (dB)	Read Level (dBμV)	Emission Level (dBμV/m)	Limits (dBμV/m)	Margin (dB)	Detector
5111.550	34.10	8.89	34.36	50.49	59.12	74.00	14.88	Peak
5149.950	34.20	8.92	34.35	48.29	57.06	74.00	16.94	Peak
@ 5224.500	34.30	8.98	34.32	84.40	93.36	---	---	Peak

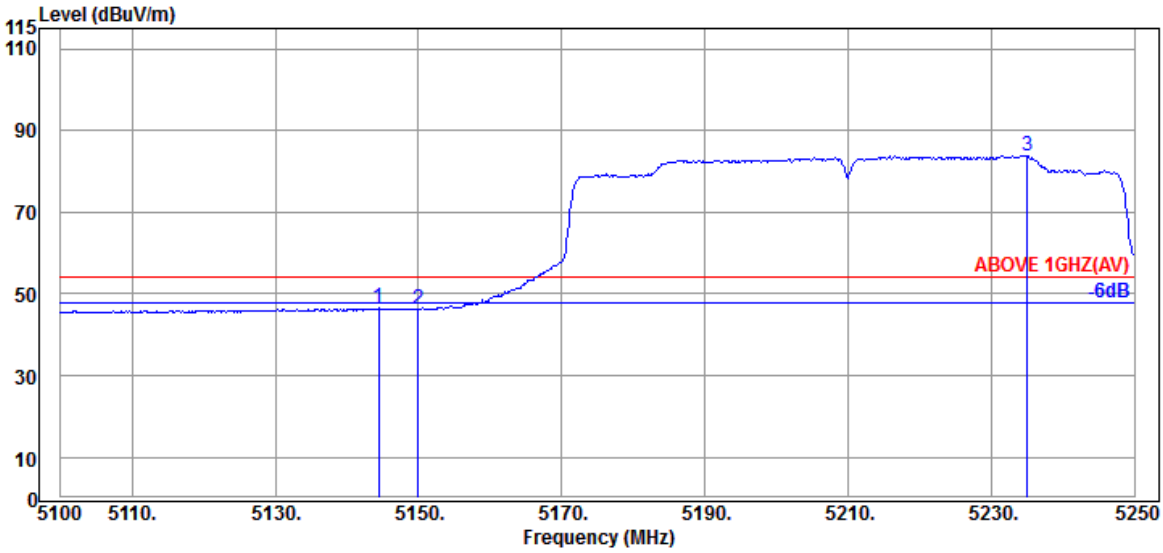

Antenna at Horizontal Polarization

Emission Frequency (MHz)	Antenna Factor (dB/m)	Cable Loss (dB)	Preamp Gain (dB)	Read Level (dBμV)	Emission Level (dBμV/m)	Limits (dBμV/m)	Margin (dB)	Detector
5144.400	34.20	8.92	34.35	37.67	46.44	54.00	7.56	Average
5149.950	34.20	8.92	34.35	37.52	46.29	54.00	7.71	Average
@ 5235.000	34.35	8.99	34.32	74.93	83.95	---	---	Average

Remark: The "@" means fundamental frequency, it is ignored in this section.

This test report may be reproduced in full only. The document may only be updated by Audix Technology Corp. personnel. Any changes will be noted in the Document History section of the report.

Audix Technology Corp.
No. 491, Zhongfu Rd., Linkou Dist.,
New Taipei City244, Taiwan

Tel: +886 2 26099301
Fax: +886 2 26099303

Mode	802.11ac-VHT80	U-NII Band	I
		Frequency	TX 5210MHz

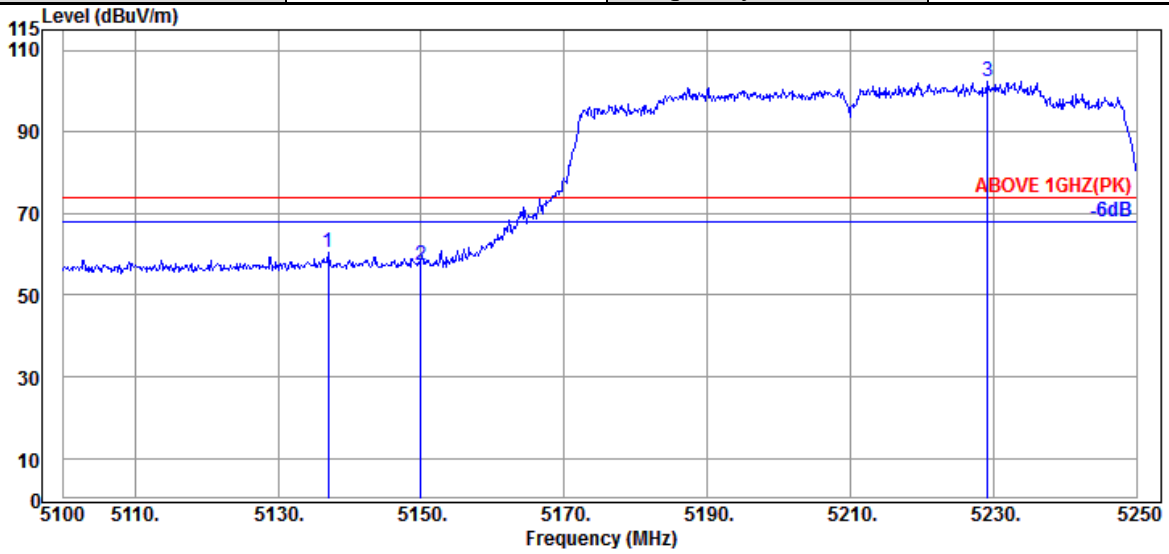

Antenna at Vertical Polarization

Emission Frequency (MHz)	Antenna Factor (dB/m)	Cable Loss (dB)	Preamp Gain (dB)	Read Level (dBμV)	Emission Level (dBμV/m)	Limits (dBμV/m)	Margin (dB)	Detector
5137.050	34.17	8.91	34.36	51.55	60.27	74.00	13.73	Peak
5149.950	34.20	8.92	34.35	48.69	57.46	74.00	16.54	Peak
@ 5229.150	34.30	8.99	34.32	93.20	102.17	---	---	Peak

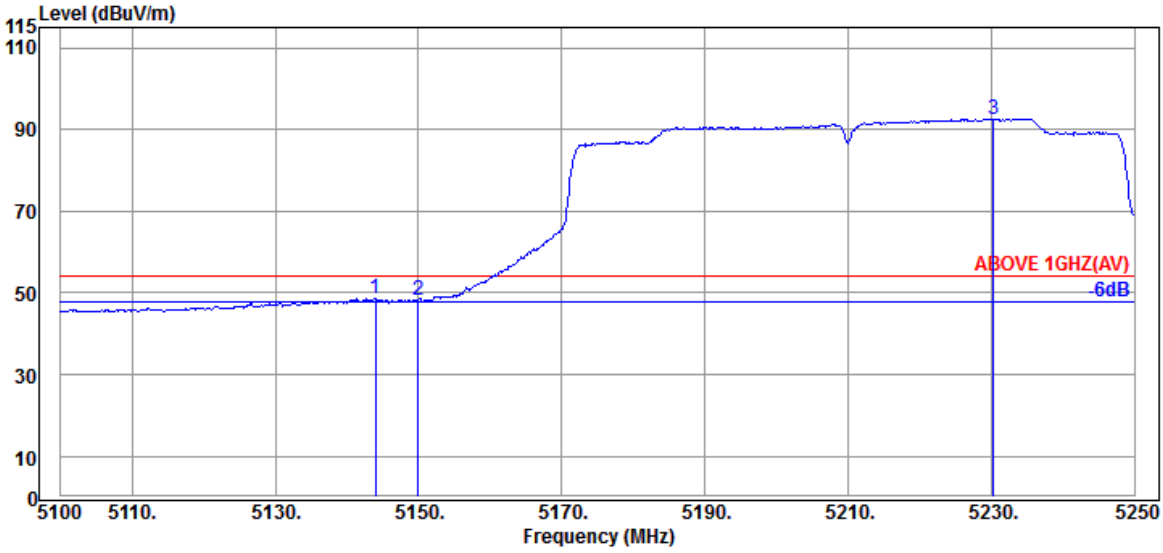

Antenna at Vertical Polarization

Emission Frequency (MHz)	Antenna Factor (dB/m)	Cable Loss (dB)	Preamp Gain (dB)	Read Level (dBμV)	Emission Level (dBμV/m)	Limits (dBμV/m)	Margin (dB)	Detector
5143.950	34.20	8.92	34.35	39.83	48.60	54.00	5.40	Average
5149.950	34.20	8.92	34.35	39.31	48.08	54.00	5.92	Average
@ 5230.350	34.30	8.99	34.32	83.65	92.62	---	---	Average

Remark: The "@" means fundamental frequency, it is ignored in this section.

This test report may be reproduced in full only. The document may only be updated by Audix Technology Corp. personnel. Any changes will be noted in the Document History section of the report.

Audix Technology Corp.
No. 491, Zhongfu Rd., Linkou Dist.,
New Taipei City244, Taiwan

Tel: +886 2 26099301
Fax: +886 2 26099303

Mode	802.11ac-VHT80	U-NII Band	2A
		Frequency	TX 5290MHz

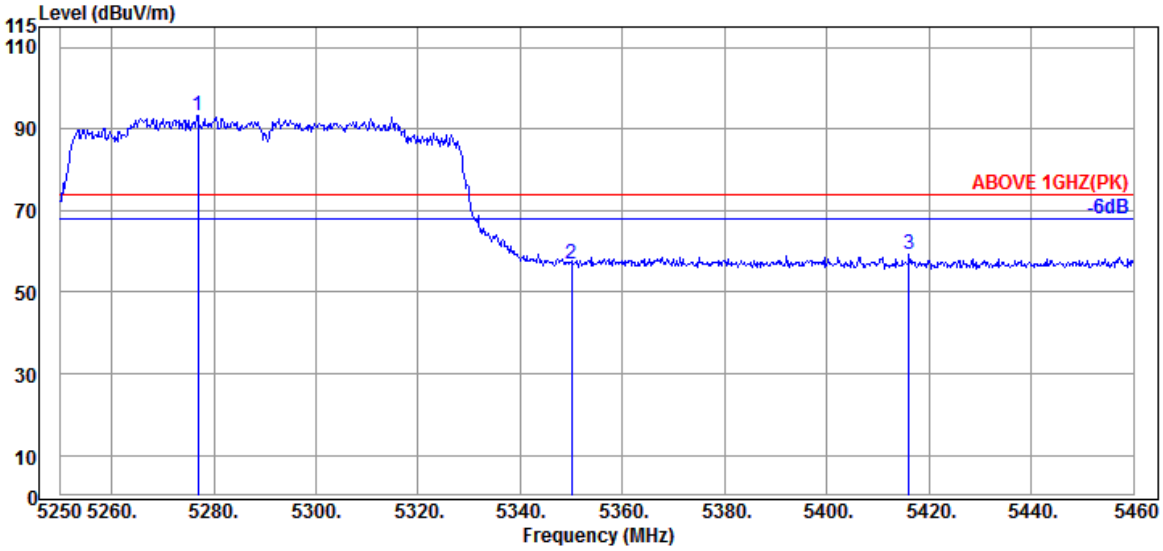

Antenna at Horizontal Polarization

Emission Frequency (MHz)	Antenna Factor (dB/m)	Cable Loss (dB)	Preamp Gain (dB)	Read Level (dBμV)	Emission Level (dBμV/m)	Limits (dBμV/m)	Margin (dB)	Detector
@ 5276.880	34.43	9.04	34.30	84.07	93.24	---	---	Peak
5349.960	34.60	9.10	34.27	47.35	56.78	74.00	17.22	Peak
5416.110	34.65	9.15	34.26	49.80	59.34	74.00	14.66	Peak

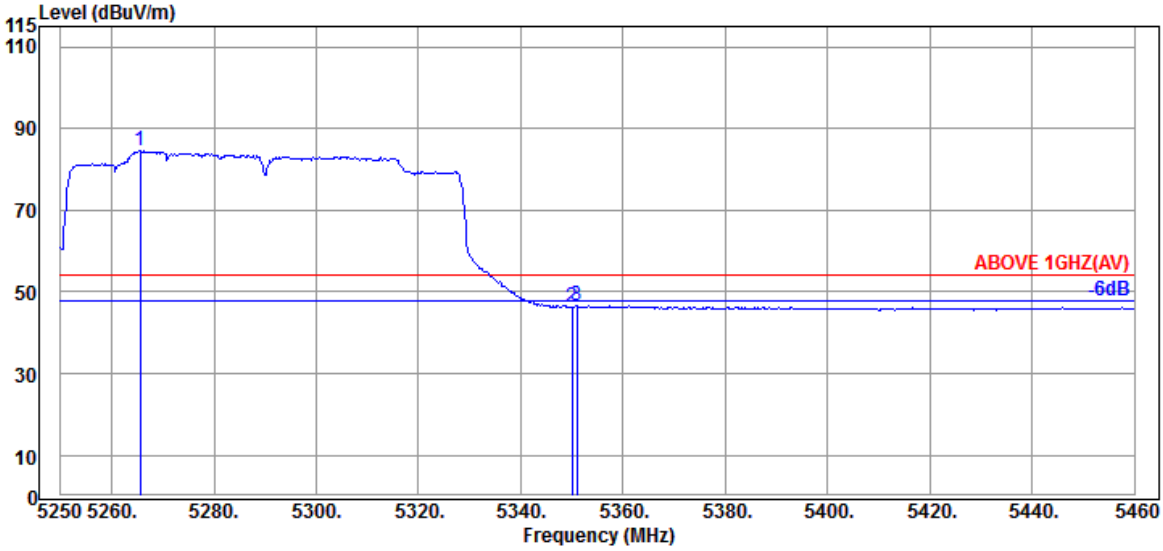

Antenna at Horizontal Polarization

Emission Frequency (MHz)	Antenna Factor (dB/m)	Cable Loss (dB)	Preamp Gain (dB)	Read Level (dBμV)	Emission Level (dBμV/m)	Limits (dBμV/m)	Margin (dB)	Detector
@ 5265.540	34.43	9.02	34.31	75.42	84.56	---	---	Average
5349.960	34.60	9.10	34.27	36.91	46.34	54.00	7.66	Average
5351.010	34.60	9.10	34.27	37.31	46.74	54.00	7.26	Average

Remark: The "@" means fundamental frequency, it is ignored in this section.

This test report may be reproduced in full only. The document may only be updated by Audix Technology Corp. personnel. Any changes will be noted in the Document History section of the report.

Audix Technology Corp.
No. 491, Zhongfu Rd., Linkou Dist.,
New Taipei City244, Taiwan

Tel: +886 2 26099301
Fax: +886 2 26099303

Mode	802.11ac-VHT80	U-NII Band	2A
		Frequency	TX 5290MHz

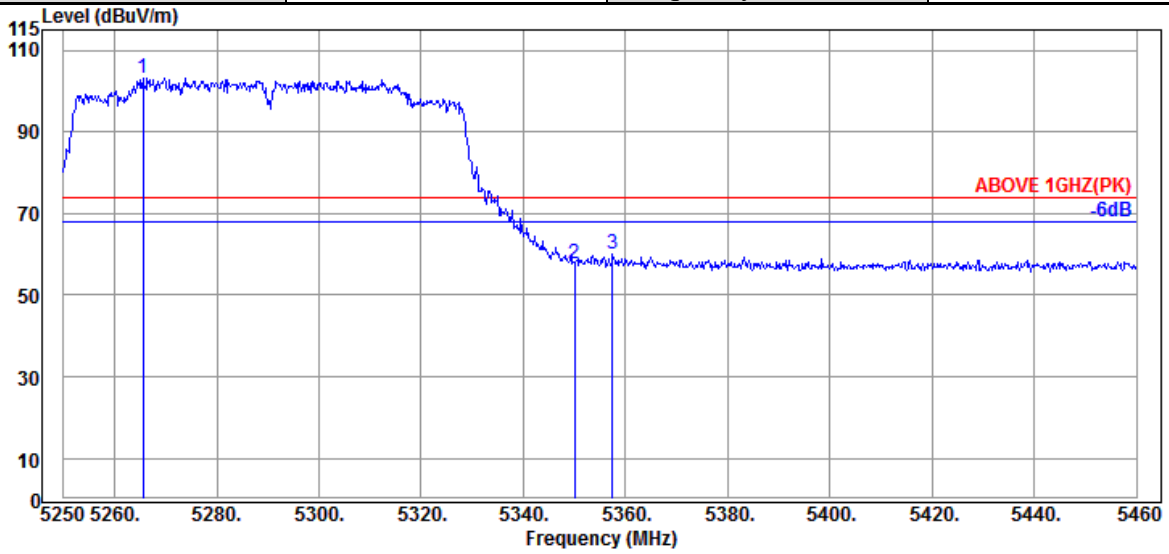

Antenna at Vertical Polarization

Emission Frequency (MHz)	Antenna Factor (dB/m)	Cable Loss (dB)	Preamp Gain (dB)	Read Level (dBμV)	Emission Level (dBμV/m)	Limits (dBμV/m)	Margin (dB)	Detector
@ 5265.540	34.43	9.02	34.31	94.05	103.19	---	---	Peak
5349.960	34.60	9.10	34.27	48.17	57.60	74.00	16.40	Peak
5357.520	34.63	9.10	34.27	50.43	59.89	74.00	14.11	Peak

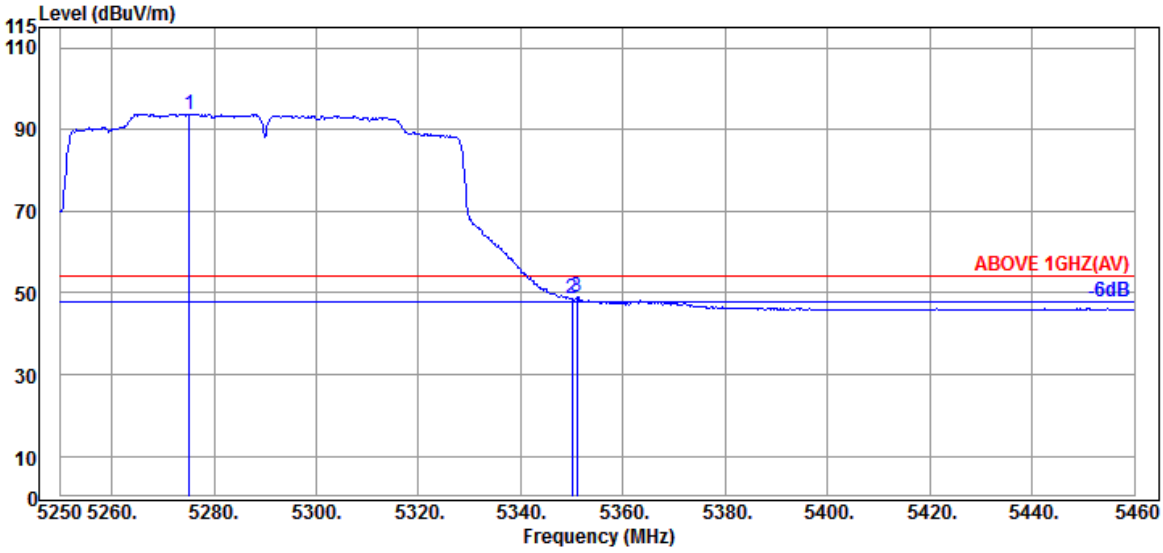

Antenna at Vertical Polarization

Emission Frequency (MHz)	Antenna Factor (dB/m)	Cable Loss (dB)	Preamp Gain (dB)	Read Level (dBμV)	Emission Level (dBμV/m)	Limits (dBμV/m)	Margin (dB)	Detector
@ 5275.200	34.43	9.02	34.30	84.69	93.84	---	---	Average
5349.960	34.60	9.10	34.27	39.16	48.59	54.00	5.41	Average
5351.010	34.60	9.10	34.27	39.53	48.96	54.00	5.04	Average

Remark: The "@" means fundamental frequency, it is ignored in this section.

This test report may be reproduced in full only. The document may only be updated by Audix Technology Corp. personnel. Any changes will be noted in the Document History section of the report.

Audix Technology Corp.
No. 491, Zhongfu Rd., Linkou Dist.,
New Taipei City244, Taiwan

Tel: +886 2 26099301
Fax: +886 2 26099303

Mode	802.11ac-VHT80	U-NII Band	2C
		Frequency	TX 5530MHz

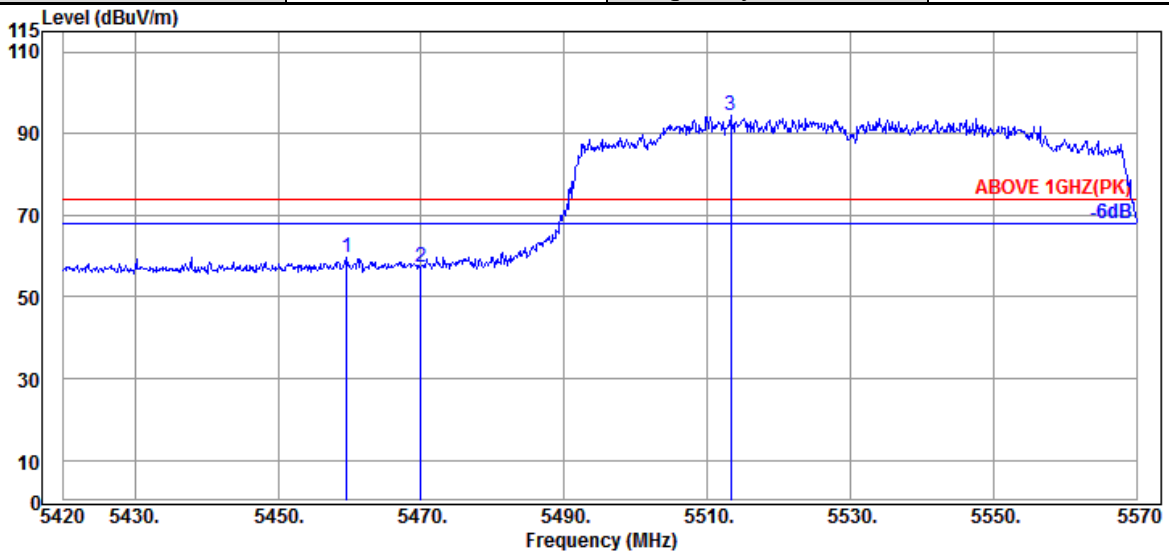

Antenna at Horizontal Polarization

Emission Frequency (MHz)	Antenna Factor (dB/m)	Cable Loss (dB)	Preamp Gain (dB)	Read Level (dBμV)	Emission Level (dBμV/m)	Limits (dBμV/m)	Margin (dB)	Detector
5459.600	34.50	9.18	34.24	50.35	59.79	74.00	14.21	Peak
5469.950	34.47	9.20	34.24	47.97	57.40	74.00	16.60	Peak
@ 5513.300	34.37	9.23	34.24	85.06	94.42	---	---	Peak

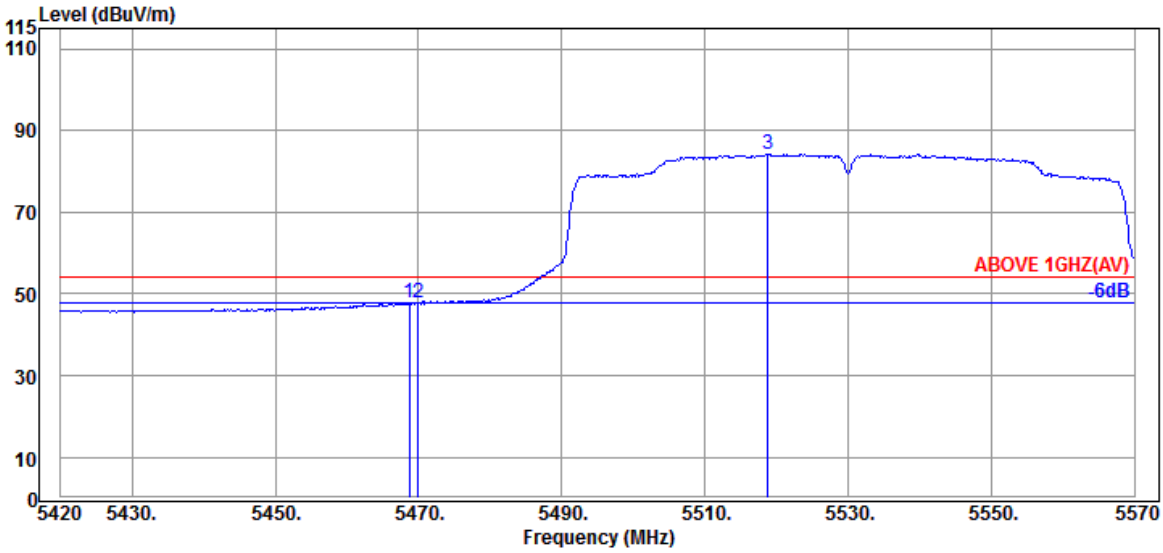

Antenna at Horizontal Polarization

Emission Frequency (MHz)	Antenna Factor (dB/m)	Cable Loss (dB)	Preamp Gain (dB)	Read Level (dBμV)	Emission Level (dBμV/m)	Limits (dBμV/m)	Margin (dB)	Detector
5468.750	34.47	9.20	34.24	38.28	47.71	54.00	6.29	Average
5469.950	34.47	9.20	34.24	38.46	47.89	54.00	6.11	Average
@ 5518.850	34.37	9.24	34.24	74.99	84.36	---	---	Average

Remark: The "@" means fundamental frequency, it is ignored in this section.

This test report may be reproduced in full only. The document may only be updated by Audix Technology Corp. personnel. Any changes will be noted in the Document History section of the report.

Audix Technology Corp.
No. 491, Zhongfu Rd., Linkou Dist.,
New Taipei City244, Taiwan

Tel: +886 2 26099301
Fax: +886 2 26099303

Mode	802.11ac-VHT80	U-NII Band	2C
		Frequency	TX 5530MHz

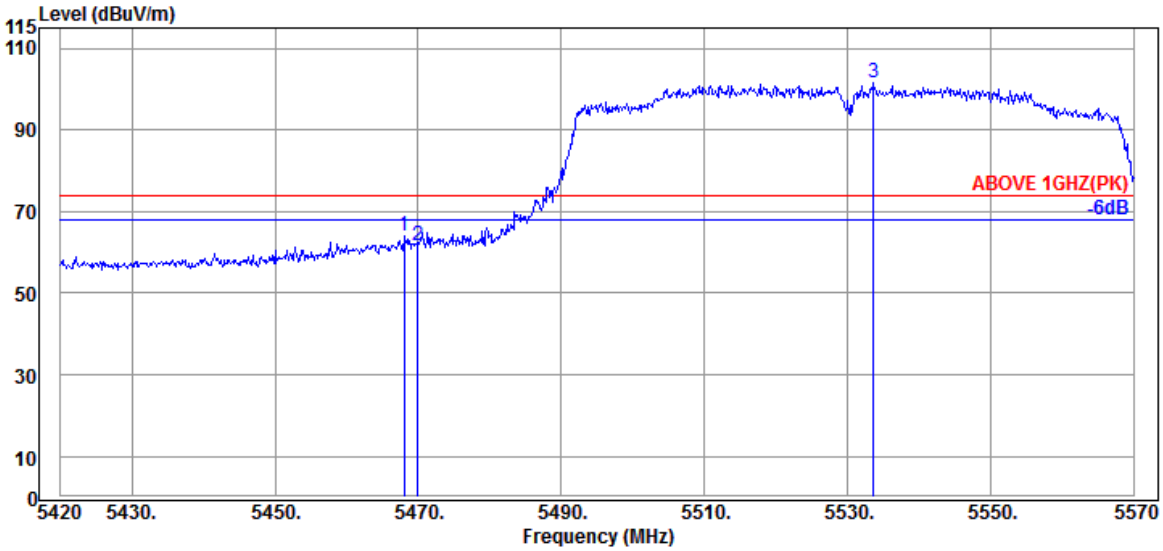

Antenna at Vertical Polarization

Emission Frequency (MHz)	Antenna Factor (dB/m)	Cable Loss (dB)	Preamp Gain (dB)	Read Level (dBμV)	Emission Level (dBμV/m)	Limits (dBμV/m)	Margin (dB)	Detector
5468.000	34.47	9.20	34.24	54.49	63.92	74.00	10.08	Peak
5469.950	34.47	9.20	34.24	52.34	61.77	74.00	12.23	Peak
@ 5533.700	34.33	9.26	34.25	92.06	101.40	---	---	Peak

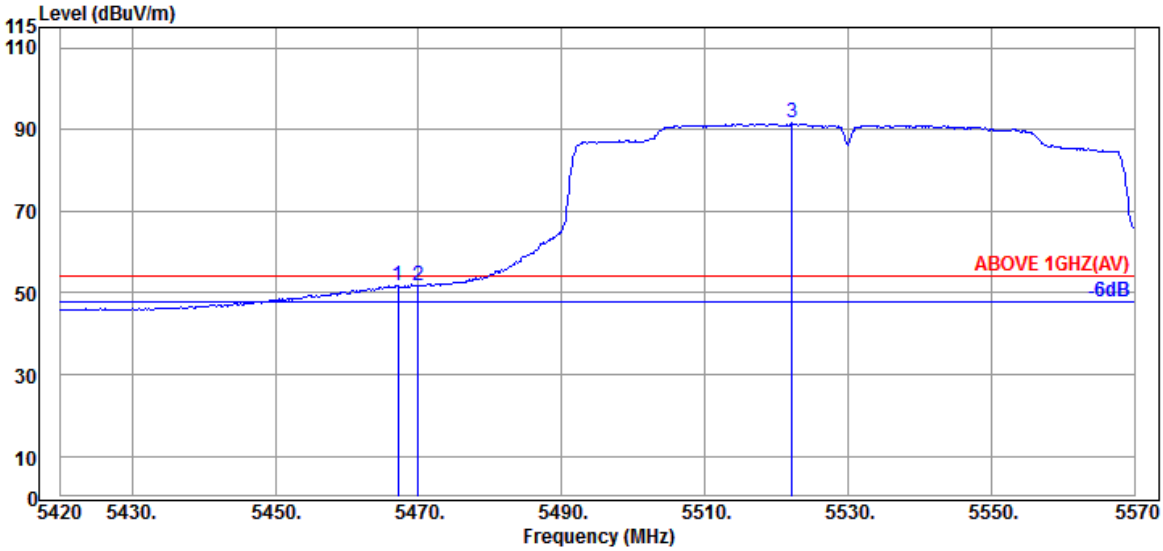

Antenna at Vertical Polarization

Emission Frequency (MHz)	Antenna Factor (dB/m)	Cable Loss (dB)	Preamp Gain (dB)	Read Level (dBμV)	Emission Level (dBμV/m)	Limits (dBμV/m)	Margin (dB)	Detector
5467.100	34.47	9.20	34.24	42.40	51.83	54.00	2.17	Average
5469.950	34.47	9.20	34.24	42.45	51.88	54.00	2.12	Average
@ 5522.150	34.37	9.24	34.24	82.15	91.52	---	---	Average

Remark: The "@" means fundamental frequency, it is ignored in this section.

This test report may be reproduced in full only. The document may only be updated by Audix Technology Corp. personnel. Any changes will be noted in the Document History section of the report.

Audix Technology Corp.
No. 491, Zhongfu Rd., Linkou Dist.,
New Taipei City244, Taiwan

Tel: +886 2 26099301
Fax: +886 2 26099303

Mode	802.11ac-VHT80	U-NII Band	2C
		Frequency	TX 5610MHz

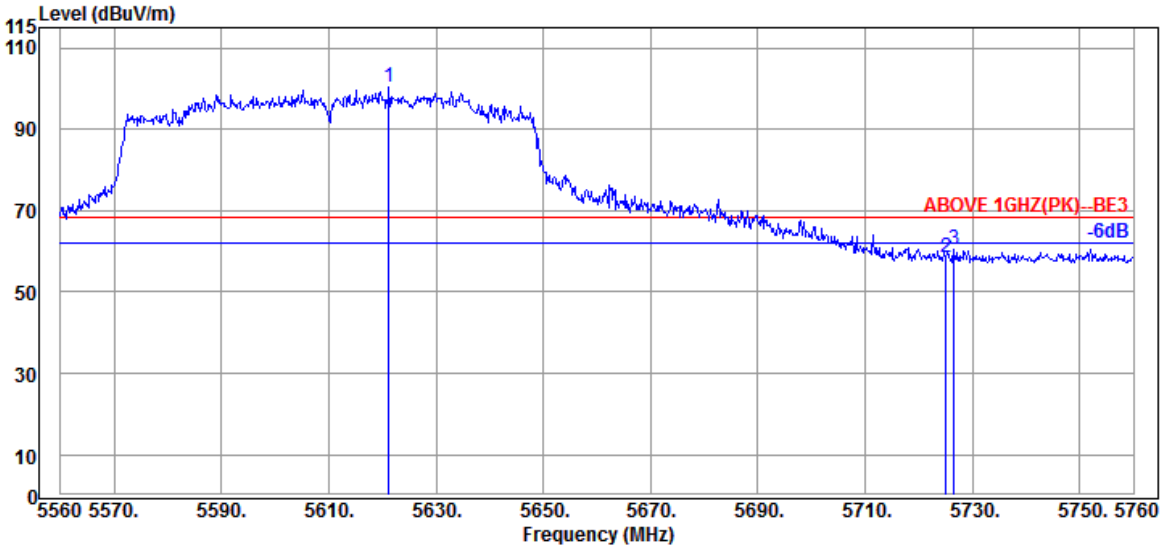

Antenna at Horizontal Polarization

Emission Frequency (MHz)	Antenna Factor (dB/m)	Cable Loss (dB)	Preamp Gain (dB)	Read Level (dBμV)	Emission Level (dBμV/m)	Limits (dBμV/m)	Margin (dB)	Detector
@ 5621.200	34.40	9.33	34.28	91.10	100.55	---	---	Peak
5725.000	34.67	9.42	34.32	48.79	58.56	68.20	9.64	Peak
5726.600	34.67	9.42	34.32	50.75	60.52	68.20	7.68	Peak

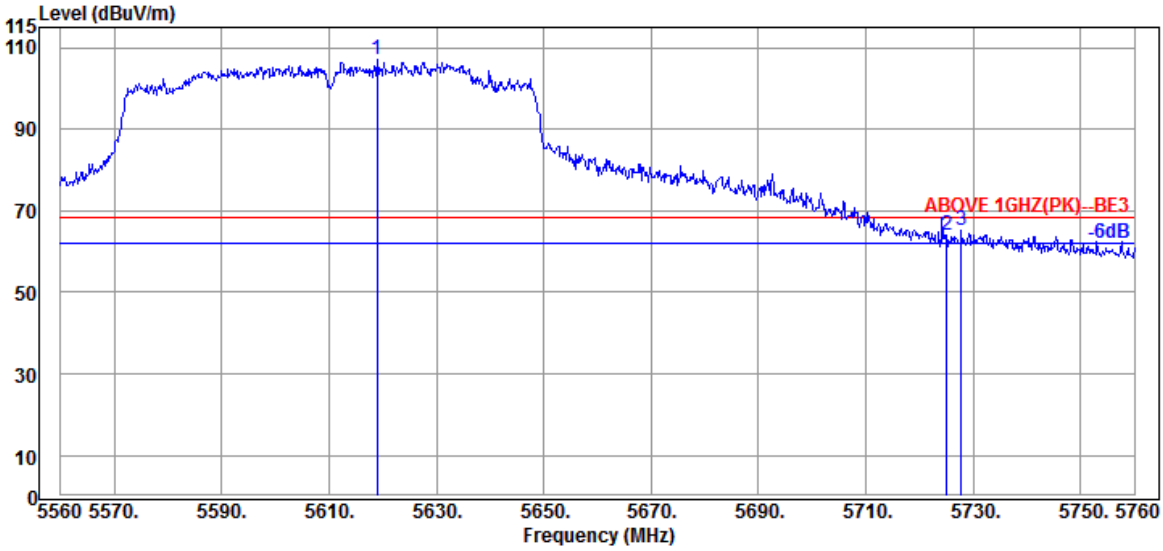

Antenna at Vertical Polarization

Emission Frequency (MHz)	Antenna Factor (dB/m)	Cable Loss (dB)	Preamp Gain (dB)	Read Level (dBμV)	Emission Level (dBμV/m)	Limits (dBμV/m)	Margin (dB)	Detector
@ 5619.000	34.40	9.33	34.28	97.76	107.21	---	---	Peak
5725.000	34.67	9.42	34.32	54.13	63.90	68.20	4.30	Peak
5727.800	34.67	9.42	34.32	55.46	65.23	68.20	2.97	Peak

Remark: The "@" means fundamental frequency, it is ignored in this section.

This test report may be reproduced in full only. The document may only be updated by Audix Technology Corp. personnel. Any changes will be noted in the Document History section of the report.

Audix Technology Corp.
No. 491, Zhongfu Rd., Linkou Dist.,
New Taipei City244, Taiwan

Tel: +886 2 26099301
Fax: +886 2 26099303

Mode	802.11ac-VHT80	U-NII Band	2C
		Frequency	TX 5690MHz

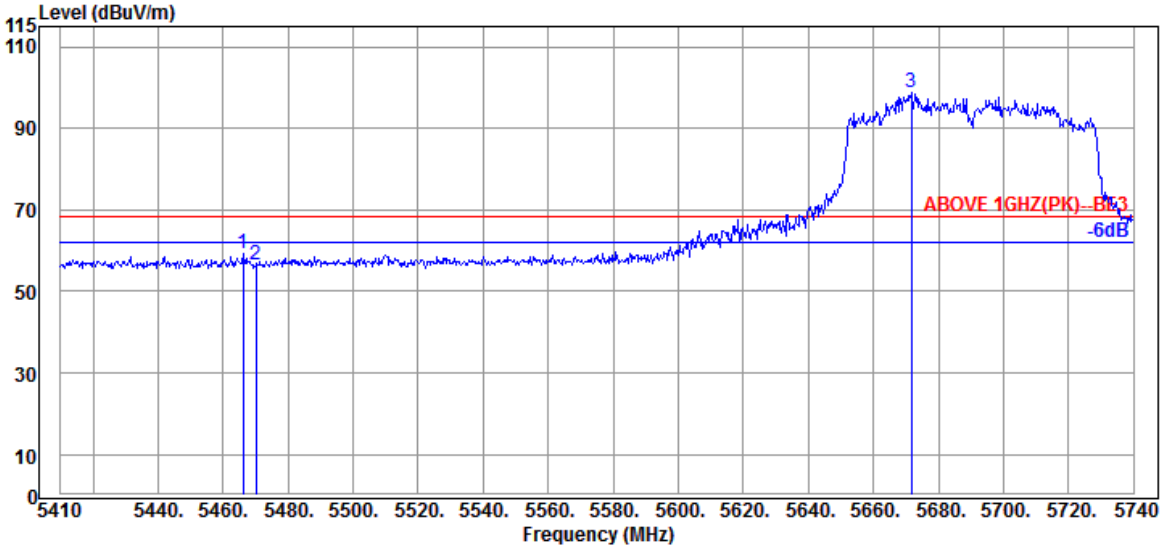

Antenna at Horizontal Polarization

Emission Frequency (MHz)	Antenna Factor (dB/m)	Cable Loss (dB)	Preamp Gain (dB)	Read Level (dBμV)	Emission Level (dBμV/m)	Limits (dBμV/m)	Margin (dB)	Detector
5466.100	34.47	9.20	34.24	49.71	59.14	68.20	9.06	Peak
5470.060	34.47	9.20	34.24	47.25	56.68	68.20	11.52	Peak
@ 5671.690	34.40	9.37	34.30	89.24	98.71	---	---	Peak

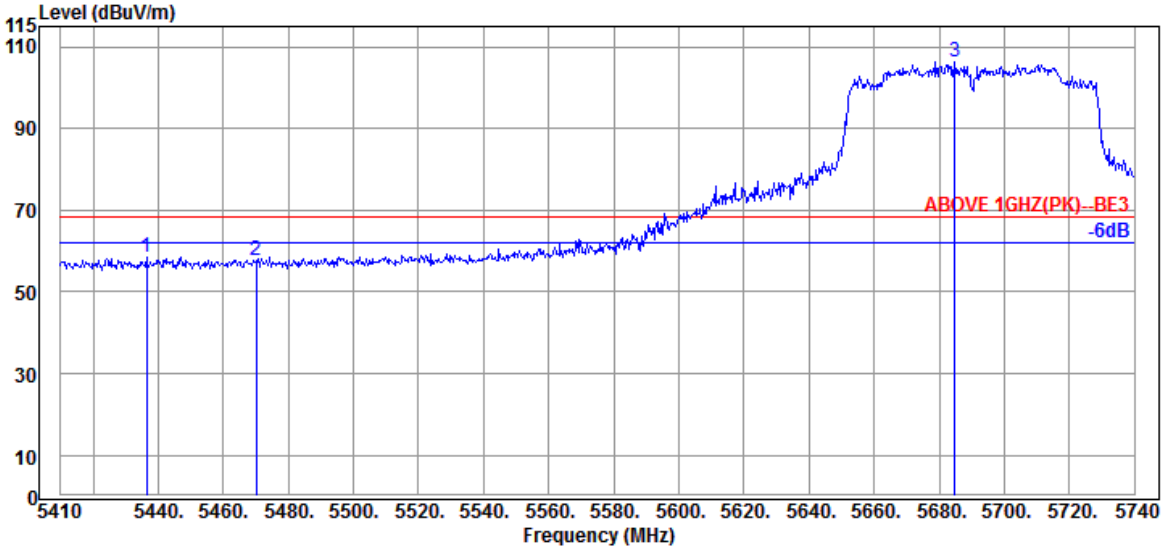

Antenna at Vertical Polarization

Emission Frequency (MHz)	Antenna Factor (dB/m)	Cable Loss (dB)	Preamp Gain (dB)	Read Level (dBμV)	Emission Level (dBμV/m)	Limits (dBμV/m)	Margin (dB)	Detector
5436.400	34.55	9.17	34.25	48.95	58.42	68.20	9.78	Peak
5470.060	34.47	9.20	34.24	48.10	57.53	68.20	10.67	Peak
@ 5684.890	34.40	9.39	34.31	96.87	106.35	---	---	Peak

Remark: The "@" means fundamental frequency, it is ignored in this section.

This test report may be reproduced in full only. The document may only be updated by Audix Technology Corp. personnel. Any changes will be noted in the Document History section of the report.

Audix Technology Corp.
No. 491, Zhongfu Rd., Linkou Dist.,
New Taipei City244, Taiwan

Tel: +886 2 26099301
Fax: +886 2 26099303

Mode	802.11ac-VHT80	U-NII Band	2C
		Frequency	TX 5690MHz

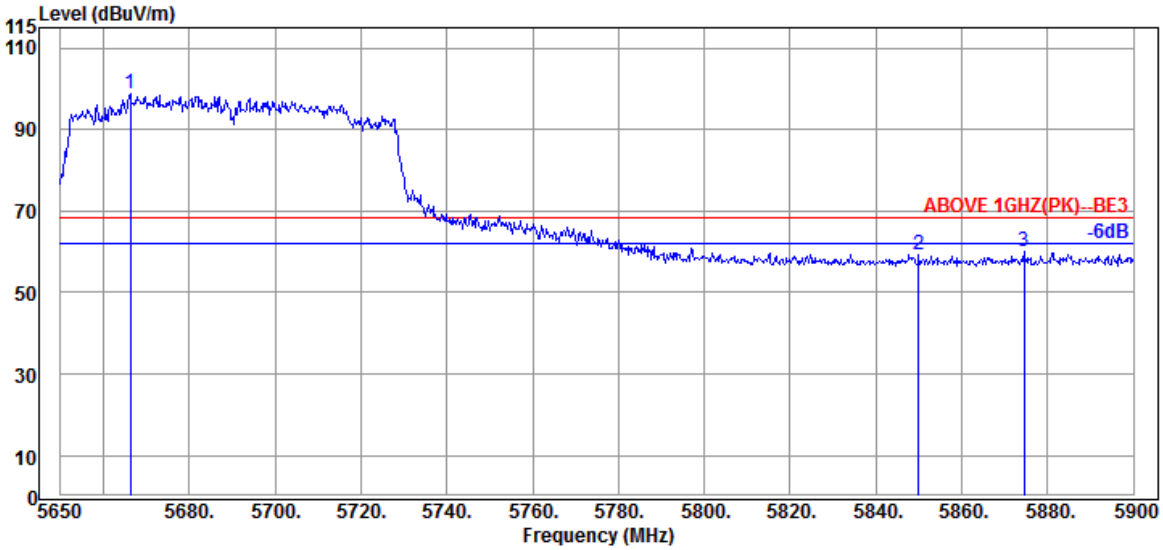

Antenna at Horizontal Polarization

Emission Frequency (MHz)	Antenna Factor (dB/m)	Cable Loss (dB)	Preamp Gain (dB)	Read Level (dBμV)	Emission Level (dBμV/m)	Limits (dBμV/m)	Margin (dB)	Detector
@ 5666.250	34.40	9.36	34.30	89.30	98.76	---	---	Peak
5850.000	35.10	9.52	34.38	48.87	59.11	68.20	9.09	Peak
5874.500	35.30	9.55	34.39	49.61	60.07	68.20	8.13	Peak

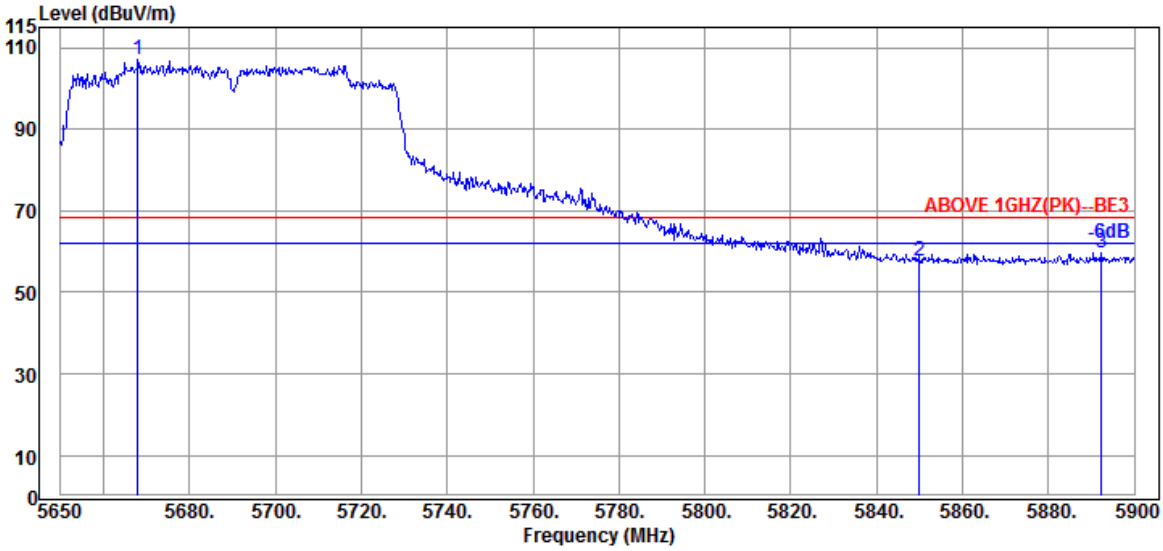

Antenna at Vertical Polarization

Emission Frequency (MHz)	Antenna Factor (dB/m)	Cable Loss (dB)	Preamp Gain (dB)	Read Level (dBμV)	Emission Level (dBμV/m)	Limits (dBμV/m)	Margin (dB)	Detector
@ 5668.000	34.40	9.37	34.30	97.56	107.03	---	---	Peak
5850.000	35.10	9.52	34.38	47.49	57.73	68.20	10.47	Peak
5892.250	35.40	9.56	34.40	49.02	59.58	68.20	8.62	Peak

Remark: The "@" means fundamental frequency, it is ignored in this section.

This test report may be reproduced in full only. The document may only be updated by Audix Technology Corp. personnel. Any changes will be noted in the Document History section of the report.

Audix Technology Corp.
No. 491, Zhongfu Rd., Linkou Dist.,
New Taipei City244, Taiwan

Tel: +886 2 26099301
Fax: +886 2 26099303

Mode	802.11ac-VHT80	U-NII Band	III
		Frequency	TX 5775MHz

Antenna at Horizontal Polarization

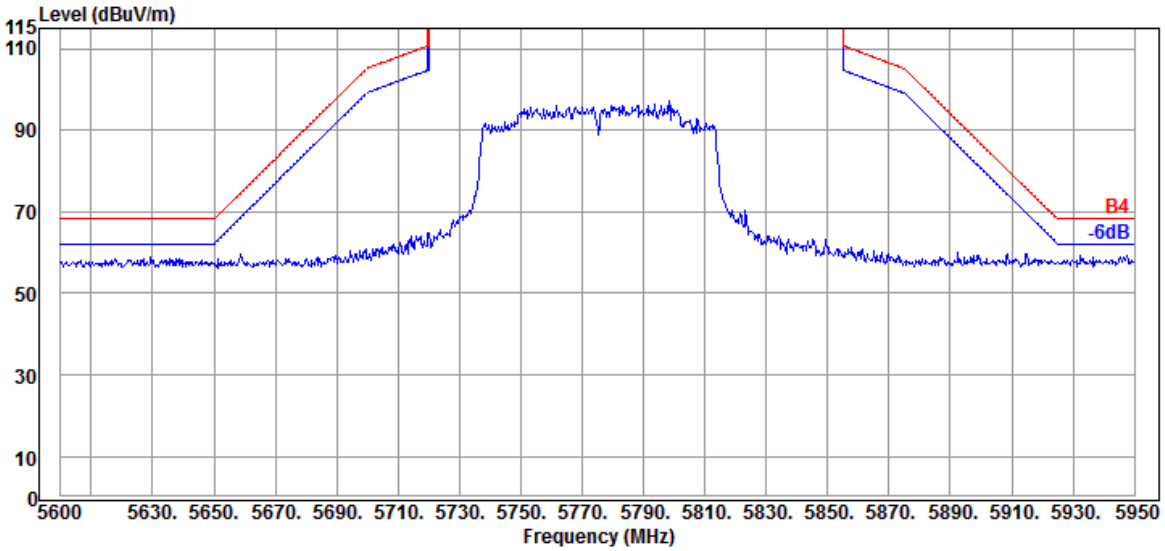

Antenna at Vertical Polarization

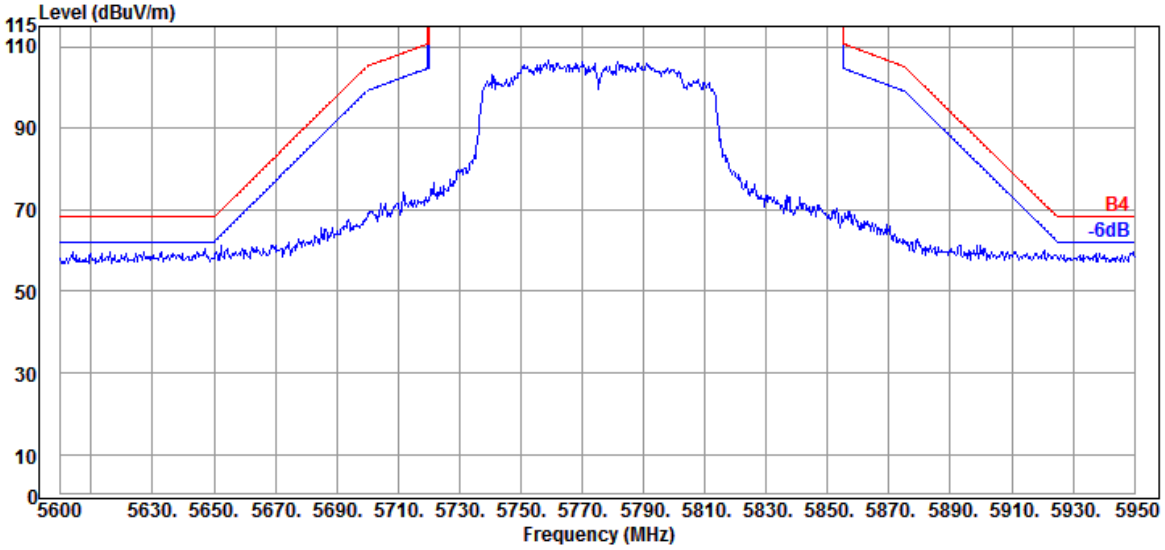

This test report may be reproduced in full only. The document may only be updated by Audix Technology Corp. personnel. Any changes will be noted in the Document History section of the report.

Audix Technology Corp.
No. 491, Zhongfu Rd., Linkou Dist.,
New Taipei City244, Taiwan

Tel: +886 2 26099301
Fax: +886 2 26099303

Mode	802.11ac-VH160	U-NII Band	I & 2A
		Frequency	TX 5250MHz

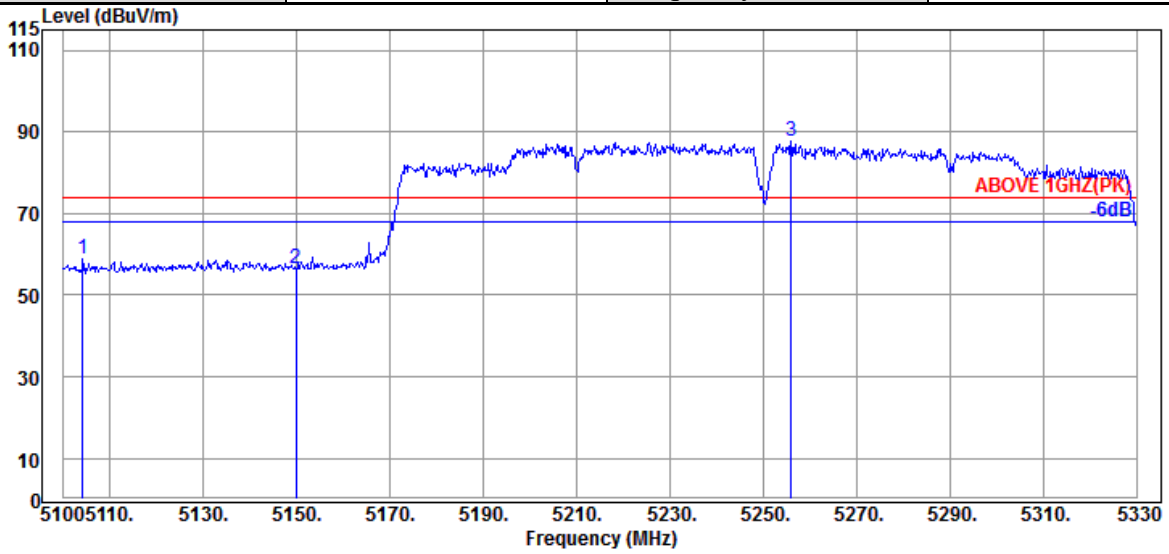

Antenna at Horizontal Polarization

	Emission Frequency (MHz)	Antenna Factor (dB/m)	Cable Loss (dB)	Preamp Gain (dB)	Read Level (dBμV)	Emission Level (dBμV/m)	Limits (dBμV/m)	Margin (dB)	Detector
	5104.140	34.10	8.88	34.36	50.07	58.69	74.00	15.31	Peak
	5149.910	34.20	8.92	34.35	47.81	56.58	74.00	17.42	Peak
@	5255.940	34.40	9.01	34.31	78.49	87.59	---	---	Peak

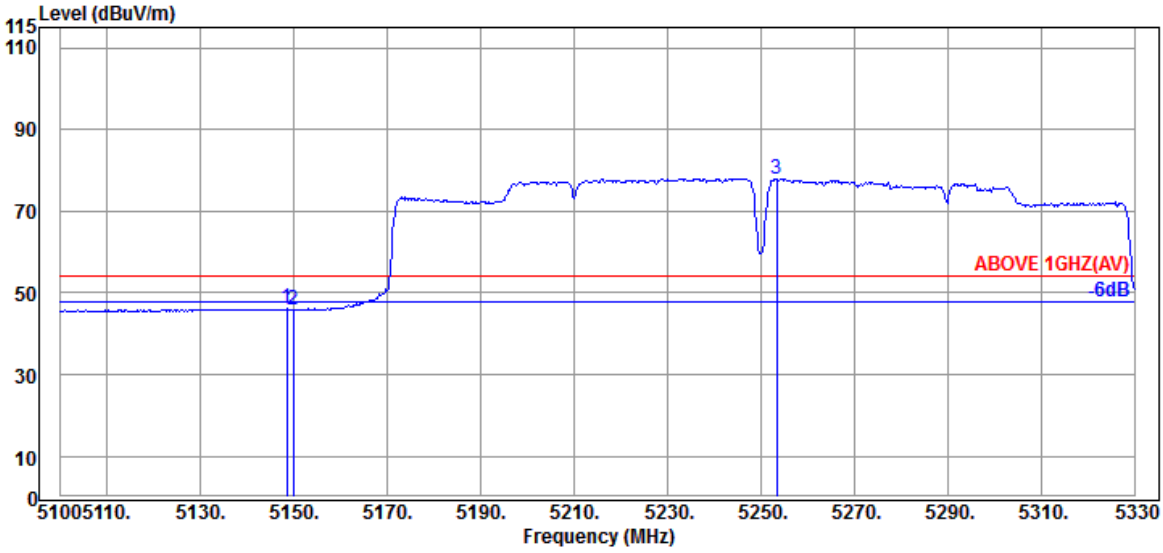

Antenna at Horizontal Polarization

	Emission Frequency (MHz)	Antenna Factor (dB/m)	Cable Loss (dB)	Preamp Gain (dB)	Read Level (dBμV)	Emission Level (dBμV/m)	Limits (dBμV/m)	Margin (dB)	Detector
	5148.530	34.20	8.92	34.35	37.29	46.06	54.00	7.94	Average
	5149.910	34.20	8.92	34.35	37.05	45.82	54.00	8.18	Average
@	5253.410	34.40	9.01	34.31	68.85	77.95	---	---	Average

Remark: The "@" means fundamental frequency, it is ignored in this section.

This test report may be reproduced in full only. The document may only be updated by Audix Technology Corp. personnel. Any changes will be noted in the Document History section of the report.

Audix Technology Corp.
No. 491, Zhongfu Rd., Linkou Dist.,
New Taipei City244, Taiwan

Tel: +886 2 26099301
Fax: +886 2 26099303

Mode	802.11ac-VH160	U-NII Band	I & 2A
		Frequency	TX 5250MHz

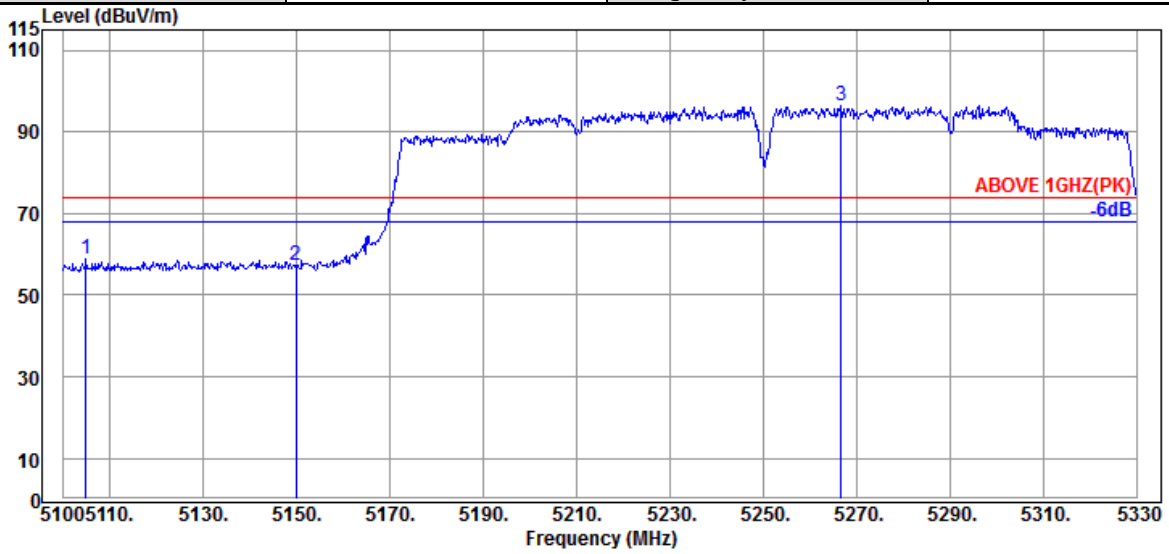

Antenna at Vertical Polarization

Emission Frequency (MHz)	Antenna Factor (dB/m)	Cable Loss (dB)	Preamp Gain (dB)	Read Level (dBμV)	Emission Level (dBμV/m)	Limits (dBμV/m)	Margin (dB)	Detector
5104.830	34.10	8.88	34.36	50.21	58.83	74.00	15.17	Peak
5149.910	34.20	8.92	34.35	48.47	57.24	74.00	16.76	Peak
@ 5266.750	34.43	9.02	34.31	87.24	96.38	---	---	Peak

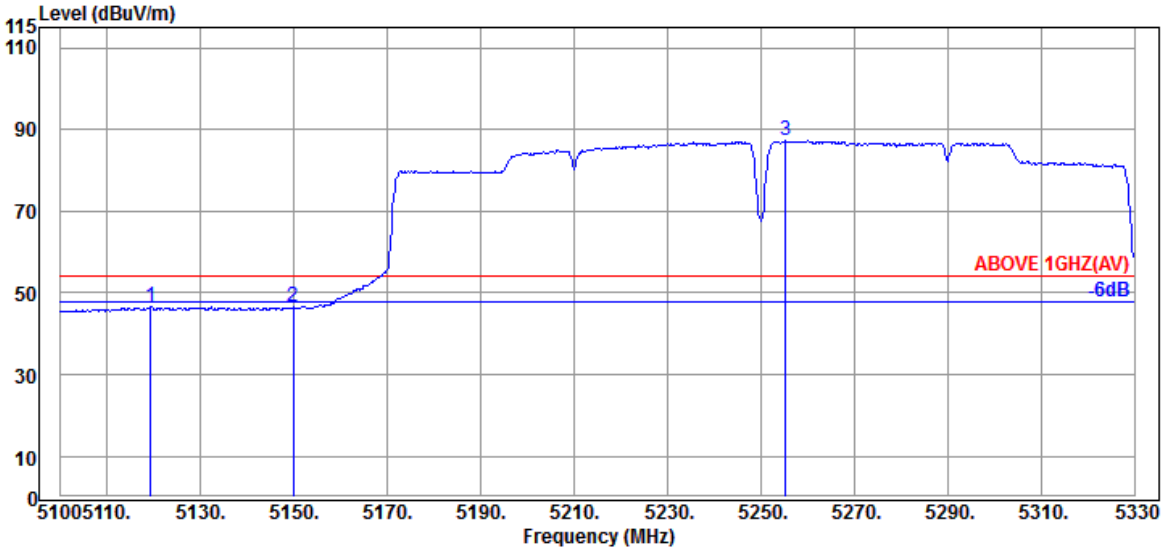

Antenna at Vertical Polarization

Emission Frequency (MHz)	Antenna Factor (dB/m)	Cable Loss (dB)	Preamp Gain (dB)	Read Level (dBμV)	Emission Level (dBμV/m)	Limits (dBμV/m)	Margin (dB)	Detector
5119.320	34.13	8.89	34.36	38.05	46.71	54.00	7.29	Average
5149.910	34.20	8.92	34.35	37.69	46.46	54.00	7.54	Average
@ 5255.250	34.40	9.01	34.31	78.10	87.20	---	---	Average

Remark: The "@" means fundamental frequency, it is ignored in this section.

This test report may be reproduced in full only. The document may only be updated by Audix Technology Corp. personnel. Any changes will be noted in the Document History section of the report.

Audix Technology Corp.
No. 491, Zhongfu Rd., Linkou Dist.,
New Taipei City244, Taiwan

Tel: +886 2 26099301
Fax: +886 2 26099303

Mode	802.11ac-VH160	U-NII Band	I & 2A
		Frequency	TX 5250MHz

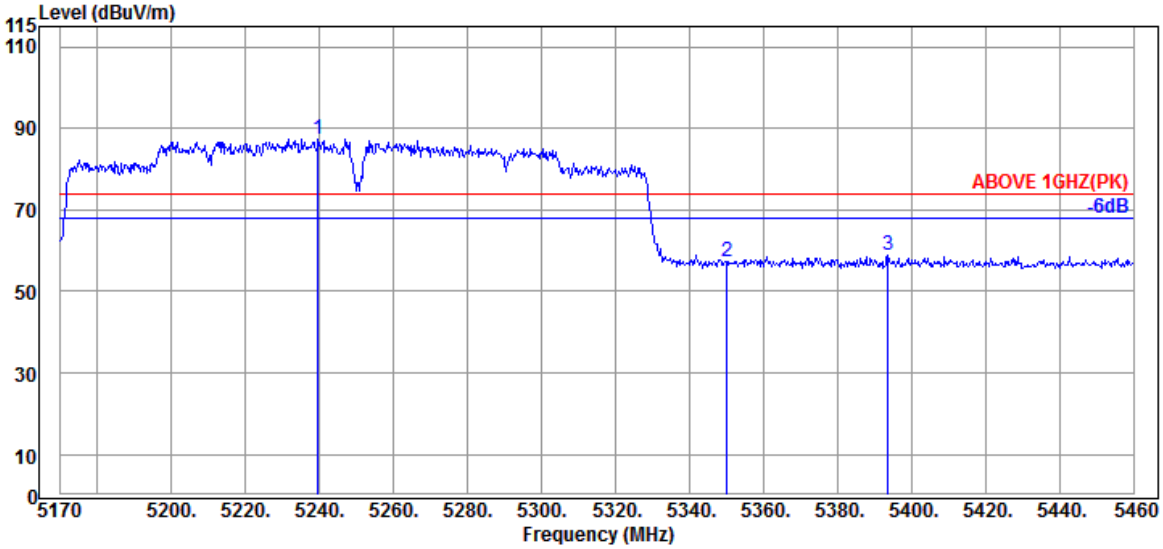

Antenna at Horizontal Polarization

Emission Frequency (MHz)	Antenna Factor (dB/m)	Cable Loss (dB)	Preamp Gain (dB)	Read Level (dBμV)	Emission Level (dBμV/m)	Limits (dBμV/m)	Margin (dB)	Detector
@ 5239.600	34.35	8.99	34.32	78.37	87.39	---	---	Peak
5350.090	34.60	9.10	34.27	47.88	57.31	74.00	16.69	Peak
5393.590	34.70	9.13	34.27	49.13	58.69	74.00	15.31	Peak

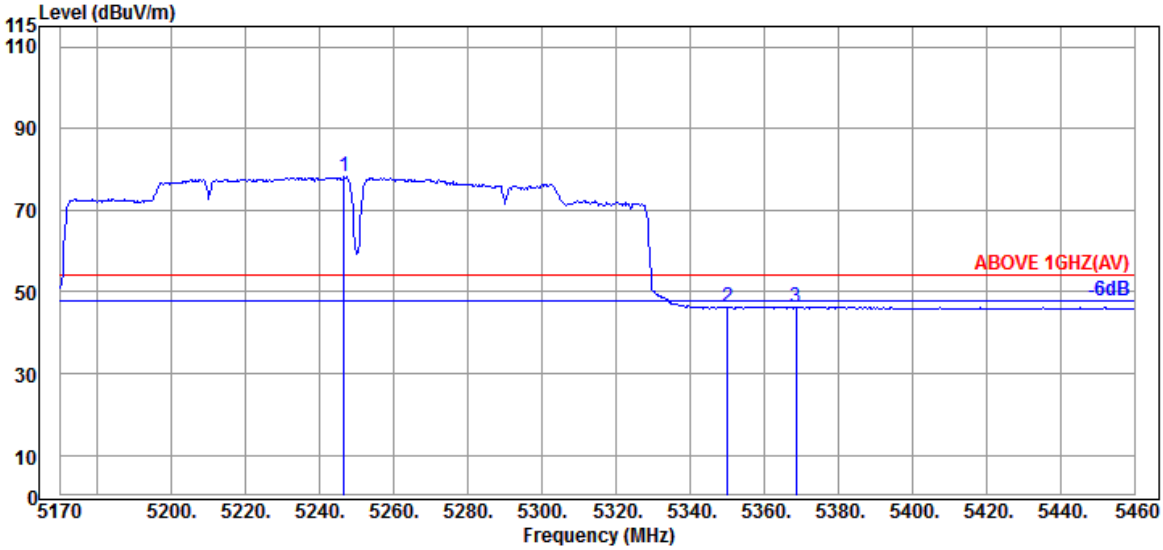

Antenna at Horizontal Polarization

Emission Frequency (MHz)	Antenna Factor (dB/m)	Cable Loss (dB)	Preamp Gain (dB)	Read Level (dBμV)	Emission Level (dBμV/m)	Limits (dBμV/m)	Margin (dB)	Detector
@ 5246.560	34.35	9.01	34.31	69.06	78.11	---	---	Average
5350.090	34.60	9.10	34.27	36.82	46.25	54.00	7.75	Average
5368.650	34.63	9.11	34.27	36.93	46.40	54.00	7.60	Average

Remark: The "@" means fundamental frequency, it is ignored in this section.

This test report may be reproduced in full only. The document may only be updated by Audix Technology Corp. personnel. Any changes will be noted in the Document History section of the report.

Audix Technology Corp.
No. 491, Zhongfu Rd., Linkou Dist.,
New Taipei City244, Taiwan

Tel: +886 2 26099301
Fax: +886 2 26099303

Mode	802.11ac-VH160	U-NII Band	I & 2A
		Frequency	TX 5250MHz

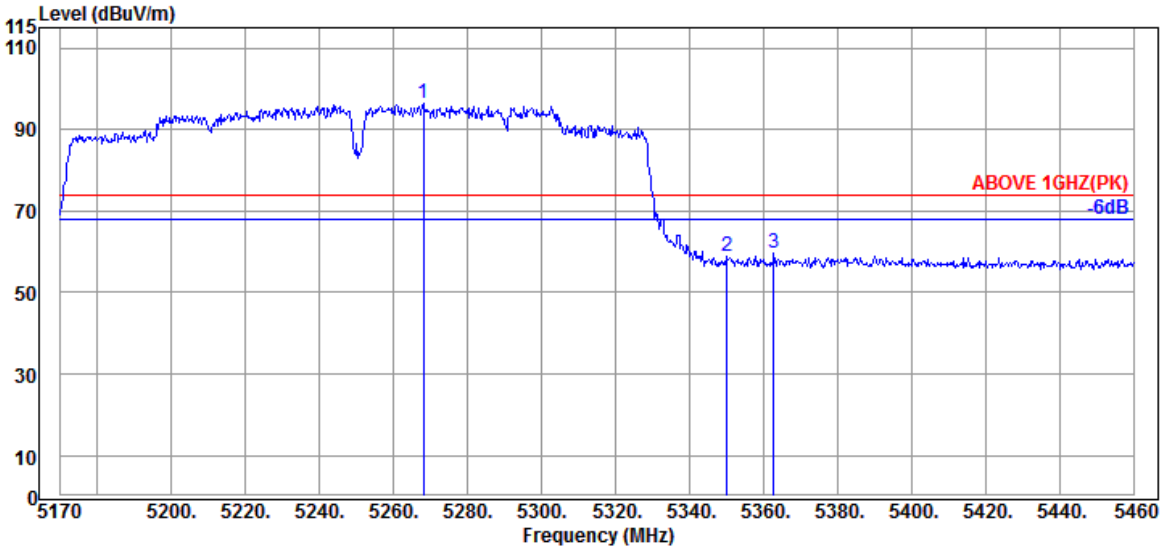

Antenna at Vertical Polarization

Emission Frequency (MHz)	Antenna Factor (dB/m)	Cable Loss (dB)	Preamp Gain (dB)	Read Level (dBμV)	Emission Level (dBμV/m)	Limits (dBμV/m)	Margin (dB)	Detector
@ 5268.020	34.43	9.02	34.31	87.48	96.62	---	---	Peak
5350.090	34.60	9.10	34.27	49.30	58.73	74.00	15.27	Peak
5362.850	34.63	9.11	34.27	50.10	59.57	74.00	14.43	Peak

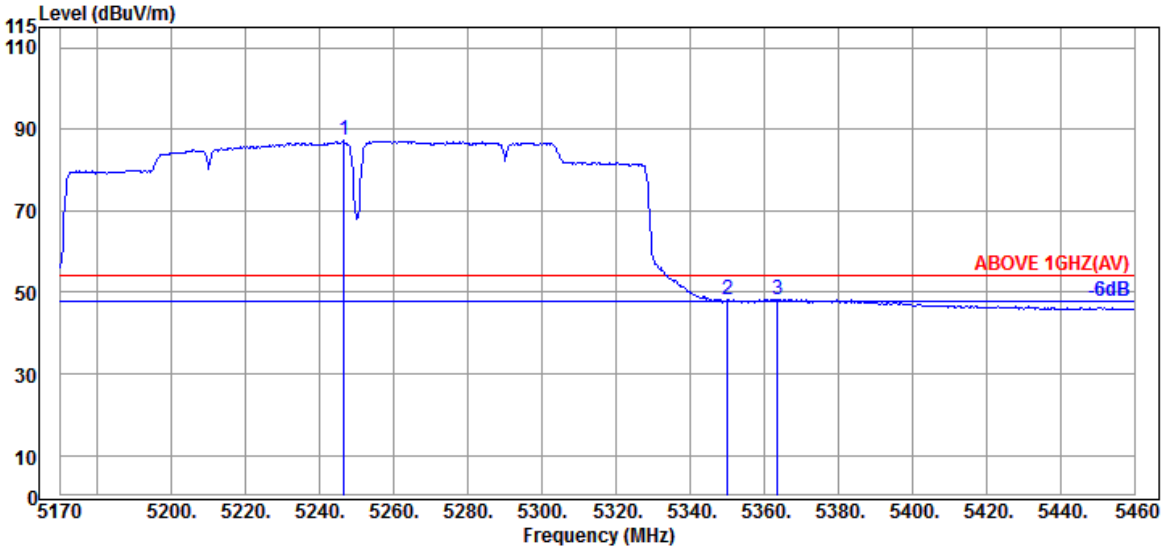

Antenna at Vertical Polarization

Emission Frequency (MHz)	Antenna Factor (dB/m)	Cable Loss (dB)	Preamp Gain (dB)	Read Level (dBμV)	Emission Level (dBμV/m)	Limits (dBμV/m)	Margin (dB)	Detector
@ 5246.560	34.35	9.01	34.31	78.11	87.16	---	---	Average
5350.090	34.60	9.10	34.27	38.77	48.20	54.00	5.80	Average
5363.720	34.63	9.11	34.27	38.85	48.32	54.00	5.68	Average

Remark: The "@" means fundamental frequency, it is ignored in this section.

This test report may be reproduced in full only. The document may only be updated by Audix Technology Corp. personnel. Any changes will be noted in the Document History section of the report.

Audix Technology Corp.
No. 491, Zhongfu Rd., Linkou Dist.,
New Taipei City244, Taiwan

Tel: +886 2 26099301
Fax: +886 2 26099303

Mode	802.11ac-VHT160	U-NII Band	2C
		Frequency	TX 5570MHz

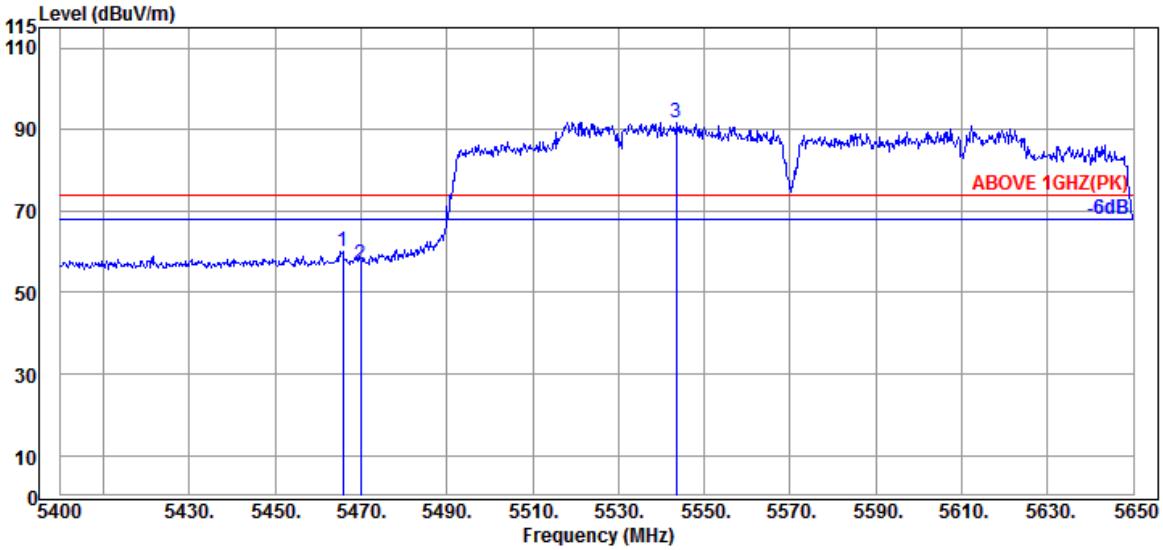

Antenna at Horizontal Polarization

Emission Frequency (MHz)	Antenna Factor (dB/m)	Cable Loss (dB)	Preamp Gain (dB)	Read Level (dBμV)	Emission Level (dBμV/m)	Limits (dBμV/m)	Margin (dB)	Detector
5465.750	34.47	9.20	34.24	50.51	59.94	74.00	14.06	Peak
5470.000	34.47	9.20	34.24	47.64	57.07	74.00	16.93	Peak
@ 5543.500	34.30	9.26	34.25	82.54	91.85	---	---	Peak

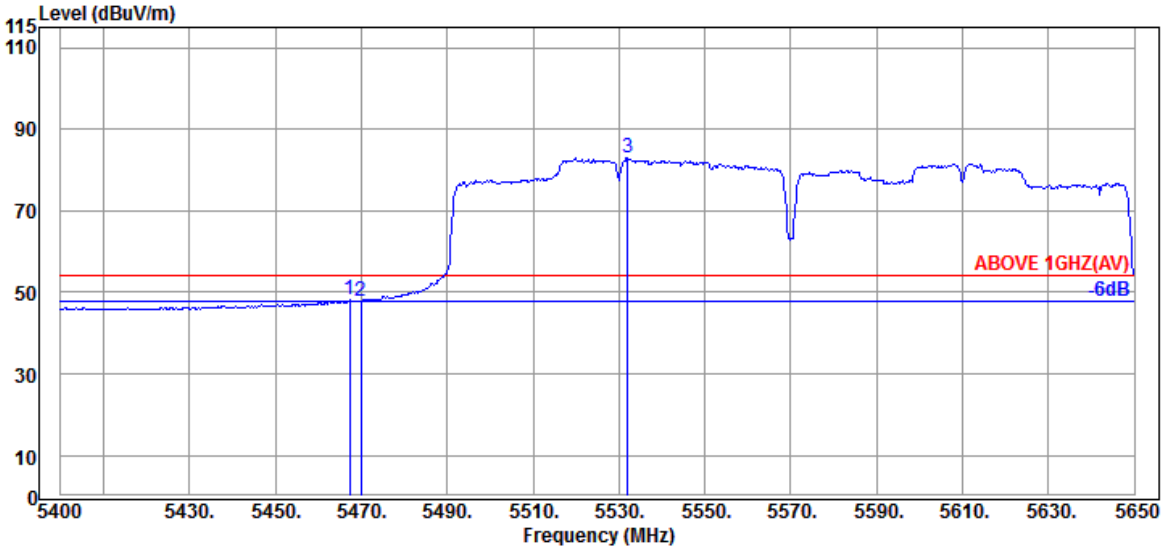

Antenna at Horizontal Polarization

Emission Frequency (MHz)	Antenna Factor (dB/m)	Cable Loss (dB)	Preamp Gain (dB)	Read Level (dBμV)	Emission Level (dBμV/m)	Limits (dBμV/m)	Margin (dB)	Detector
5467.250	34.47	9.20	34.24	38.63	48.06	54.00	5.94	Average
5470.000	34.47	9.20	34.24	38.47	47.90	54.00	6.10	Average
@ 5532.000	34.33	9.26	34.25	73.56	82.90	---	---	Average

Remark: The "@" means fundamental frequency, it is ignored in this section.

This test report may be reproduced in full only. The document may only be updated by Audix Technology Corp. personnel. Any changes will be noted in the Document History section of the report.

Audix Technology Corp.
No. 491, Zhongfu Rd., Linkou Dist.,
New Taipei City244, Taiwan

Tel: +886 2 26099301
Fax: +886 2 26099303

Mode	802.11ac-VHT160	U-NII Band	2C
		Frequency	TX 5570MHz

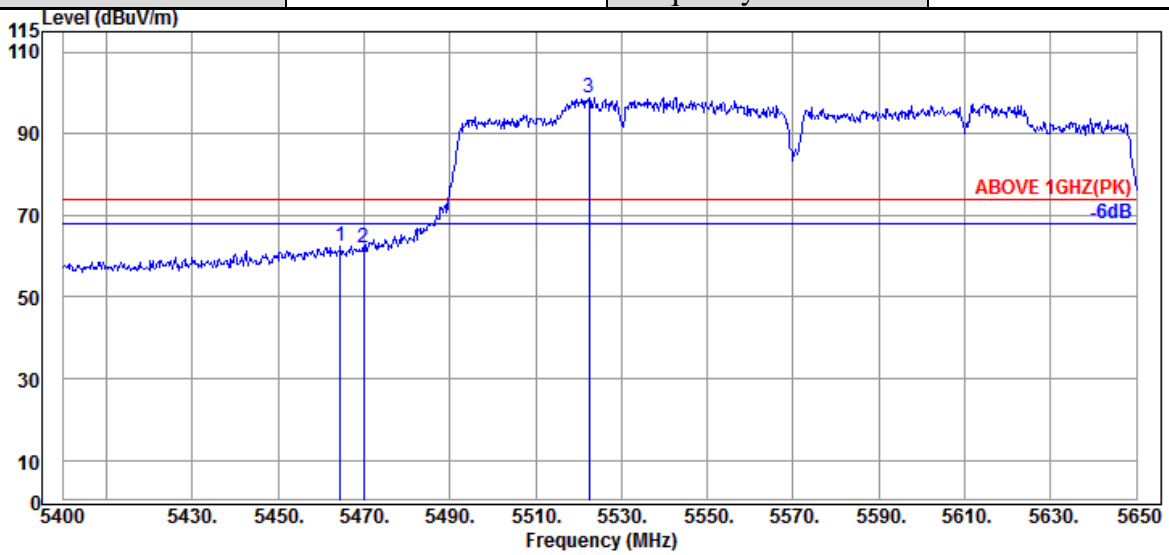

Antenna at Vertical Polarization

Emission Frequency (MHz)	Antenna Factor (dB/m)	Cable Loss (dB)	Preamp Gain (dB)	Read Level (dBμV)	Emission Level (dBμV/m)	Limits (dBμV/m)	Margin (dB)	Detector
5464.500	34.47	9.20	34.24	53.05	62.48	74.00	11.52	Peak
5470.000	34.47	9.20	34.24	52.43	61.86	74.00	12.14	Peak
@ 5522.500	34.37	9.24	34.24	89.37	98.74	---	---	Peak

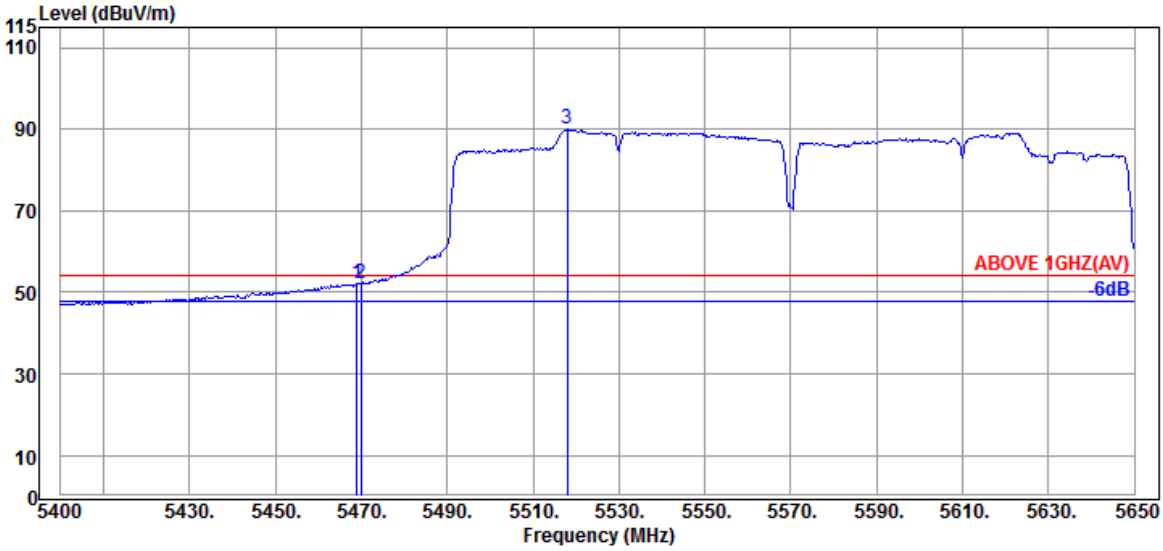

Antenna at Vertical Polarization

Emission Frequency (MHz)	Antenna Factor (dB/m)	Cable Loss (dB)	Preamp Gain (dB)	Read Level (dBμV)	Emission Level (dBμV/m)	Limits (dBμV/m)	Margin (dB)	Detector
5469.000	34.47	9.20	34.24	42.85	52.28	54.00	1.72	Average
5470.000	34.47	9.20	34.24	42.54	51.97	54.00	2.03	Average
@ 5518.000	34.37	9.24	34.24	80.56	89.93	---	---	Average

Remark: The "@" means fundamental frequency, it is ignored in this section.

This test report may be reproduced in full only. The document may only be updated by Audix Technology Corp. personnel. Any changes will be noted in the Document History section of the report.

Audix Technology Corp.
No. 491, Zhongfu Rd., Linkou Dist.,
New Taipei City244, Taiwan
Tel: +886 2 26099301
Fax: +886 2 26099303

Mode	802.11ac-VH160	U-NII Band	2C
		Frequency	TX 5570MHz

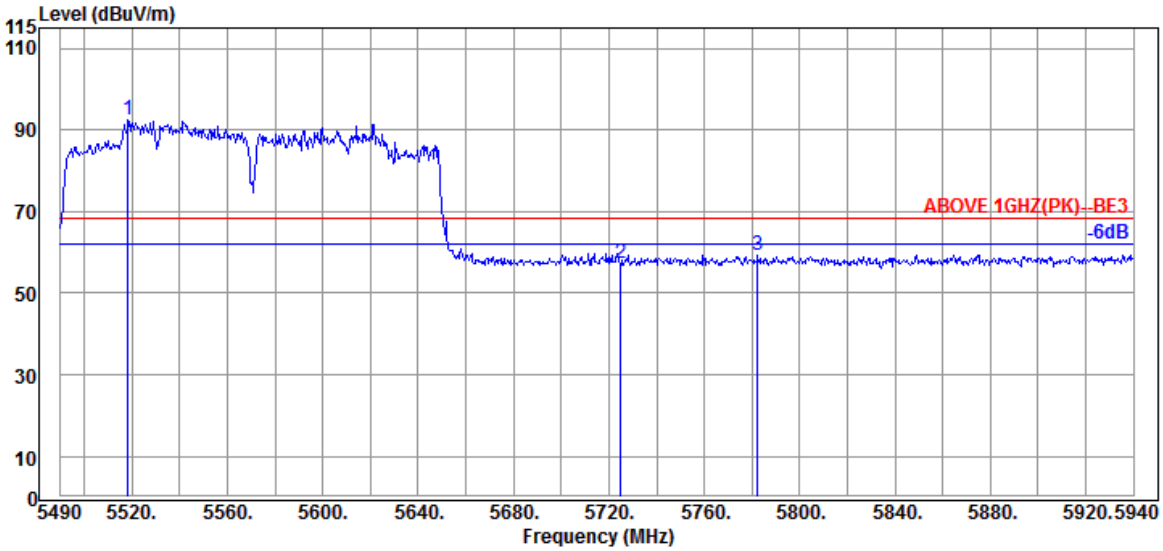

Antenna at Horizontal Polarization

Emission Frequency (MHz)	Antenna Factor (dB/m)	Cable Loss (dB)	Preamp Gain (dB)	Read Level (dBμV)	Emission Level (dBμV/m)	Limits (dBμV/m)	Margin (dB)	Detector
@ 5518.350	34.37	9.24	34.24	83.26	92.63	---	---	Peak
5724.900	34.67	9.42	34.32	47.64	57.41	68.20	10.79	Peak
5782.500	34.93	9.46	34.36	49.44	59.47	68.20	8.73	Peak

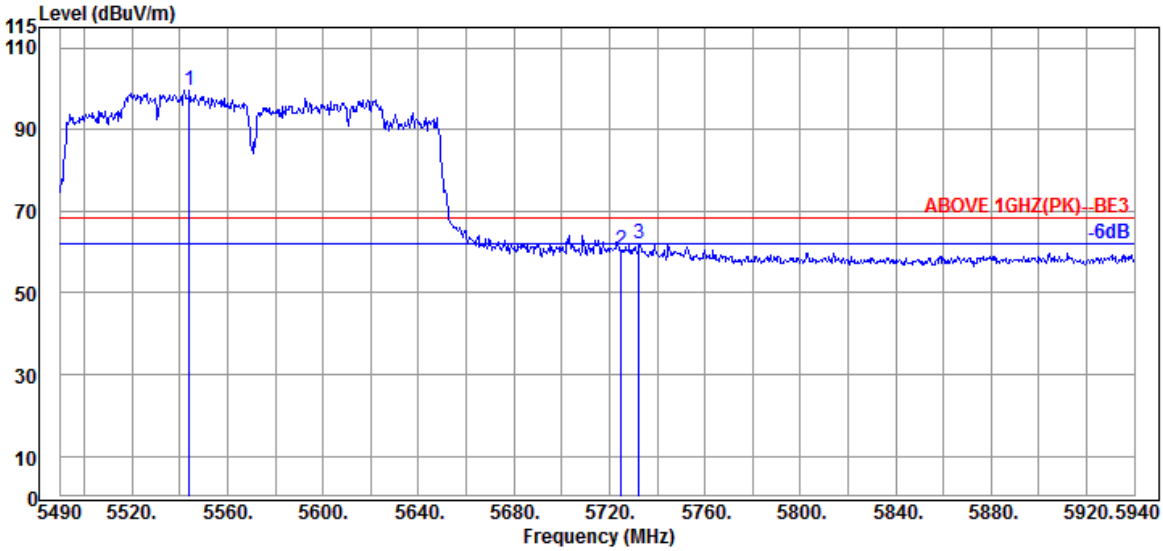

Antenna at Vertical Polarization

Emission Frequency (MHz)	Antenna Factor (dB/m)	Cable Loss (dB)	Preamp Gain (dB)	Read Level (dBμV)	Emission Level (dBμV/m)	Limits (dBμV/m)	Margin (dB)	Detector
@ 5544.000	34.30	9.26	34.25	90.25	99.56	---	---	Peak
5724.900	34.67	9.42	34.32	50.71	60.48	68.20	7.72	Peak
5732.550	34.67	9.42	34.33	52.14	61.90	68.20	6.30	Peak

Remark: The "@" means fundamental frequency, it is ignored in this section.

This test report may be reproduced in full only. The document may only be updated by Audix Technology Corp. personnel. Any changes will be noted in the Document History section of the report.

Audix Technology Corp.
No. 491, Zhongfu Rd., Linkou Dist.,
New Taipei City244, Taiwan

Tel: +886 2 26099301
Fax: +886 2 26099303

Mode	802.11ax-HE20	U-NII Band	I
		Frequency	TX 5180MHz

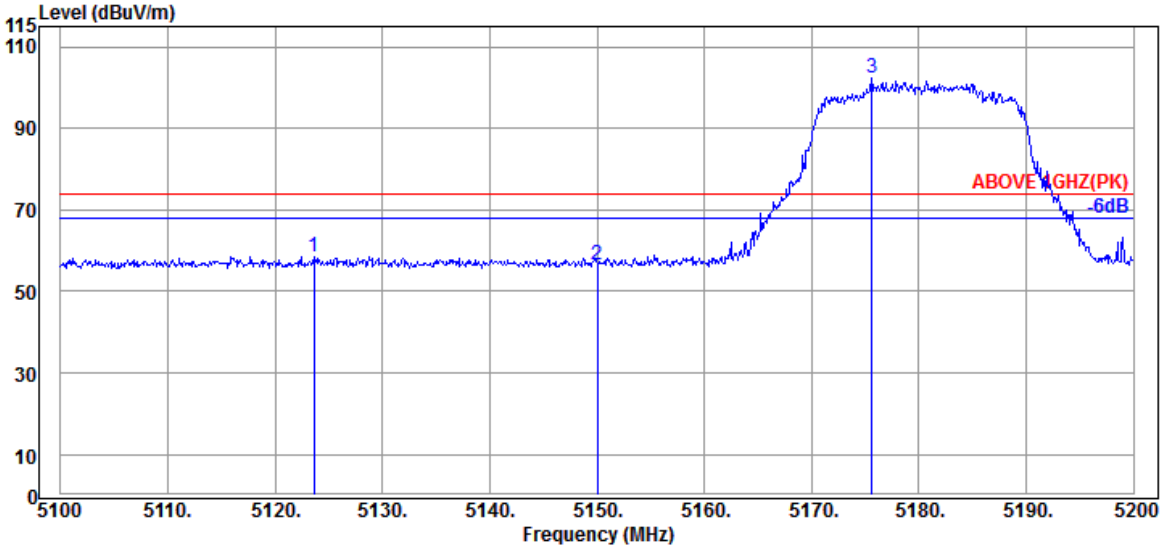

Antenna at Horizontal Polarization

Emission Frequency (MHz)	Antenna Factor (dB/m)	Cable Loss (dB)	Preamp Gain (dB)	Read Level (dBμV)	Emission Level (dBμV/m)	Limits (dBμV/m)	Margin (dB)	Detector
5123.600	34.13	8.91	34.36	49.94	58.62	74.00	15.38	Peak
5150.000	34.20	8.92	34.35	47.83	56.60	74.00	17.40	Peak
@ 5175.600	34.20	8.95	34.34	93.61	102.42	---	---	Peak

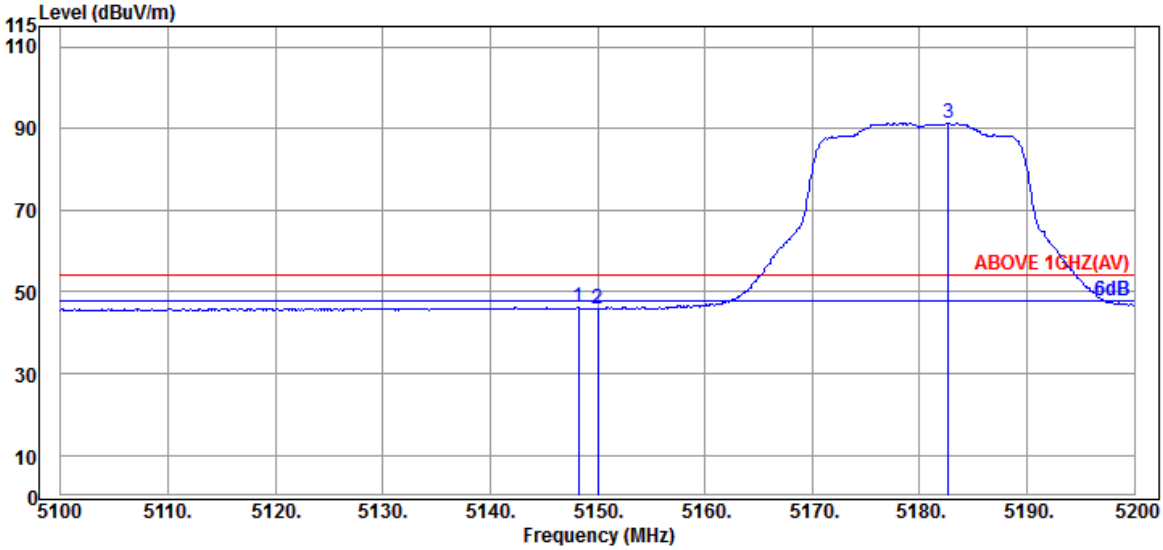

Antenna at Horizontal Polarization

Emission Frequency (MHz)	Antenna Factor (dB/m)	Cable Loss (dB)	Preamp Gain (dB)	Read Level (dBμV)	Emission Level (dBμV/m)	Limits (dBμV/m)	Margin (dB)	Detector
5148.200	34.20	8.92	34.35	37.34	46.11	54.00	7.89	Average
5150.000	34.20	8.92	34.35	37.08	45.85	54.00	8.15	Average
@ 5182.700	34.20	8.95	34.34	82.51	91.32	---	---	Average

Remark: The "@" means fundamental frequency, it is ignored in this section.

This test report may be reproduced in full only. The document may only be updated by Audix Technology Corp. personnel. Any changes will be noted in the Document History section of the report.

Audix Technology Corp.
No. 491, Zhongfu Rd., Linkou Dist.,
New Taipei City244, Taiwan

Tel: +886 2 26099301
Fax: +886 2 26099303

Mode	802.11ax-HE20	U-NII Band	I
		Frequency	TX 5180MHz

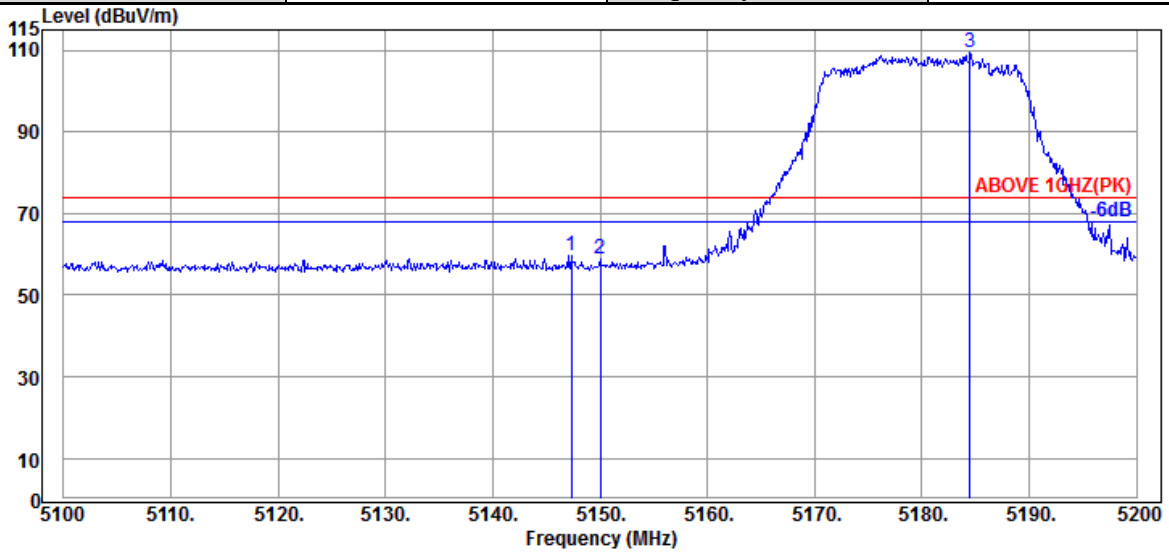

Antenna at Vertical Polarization

Emission Frequency (MHz)	Antenna Factor (dB/m)	Cable Loss (dB)	Preamp Gain (dB)	Read Level (dBμV)	Emission Level (dBμV/m)	Limits (dBμV/m)	Margin (dB)	Detector
5147.300	34.20	8.92	34.35	51.00	59.77	74.00	14.23	Peak
5150.000	34.20	8.92	34.35	50.22	58.99	74.00	15.01	Peak
@ 5184.500	34.20	8.95	34.34	100.56	109.37	---	---	Peak

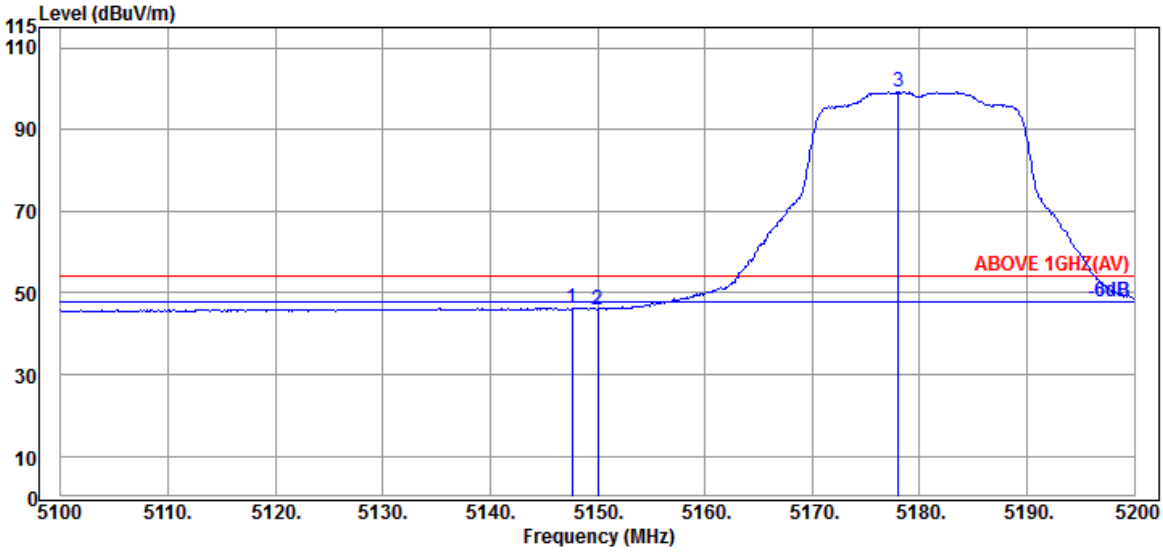

Antenna at Vertical Polarization

Emission Frequency (MHz)	Antenna Factor (dB/m)	Cable Loss (dB)	Preamp Gain (dB)	Read Level (dBμV)	Emission Level (dBμV/m)	Limits (dBμV/m)	Margin (dB)	Detector
5147.600	34.20	8.92	34.35	37.54	46.31	54.00	7.69	Average
5150.000	34.20	8.92	34.35	37.24	46.01	54.00	7.99	Average
@ 5178.000	34.20	8.95	34.34	90.29	99.10	---	---	Average

Remark: The "@" means fundamental frequency, it is ignored in this section.

This test report may be reproduced in full only. The document may only be updated by Audix Technology Corp. personnel. Any changes will be noted in the Document History section of the report.

Audix Technology Corp.
No. 491, Zhongfu Rd., Linkou Dist.,
New Taipei City244, Taiwan

Tel: +886 2 26099301
Fax: +886 2 26099303

Mode	802.11ax-HE20	U-NII Band	2A
		Frequency	TX 5320MHz

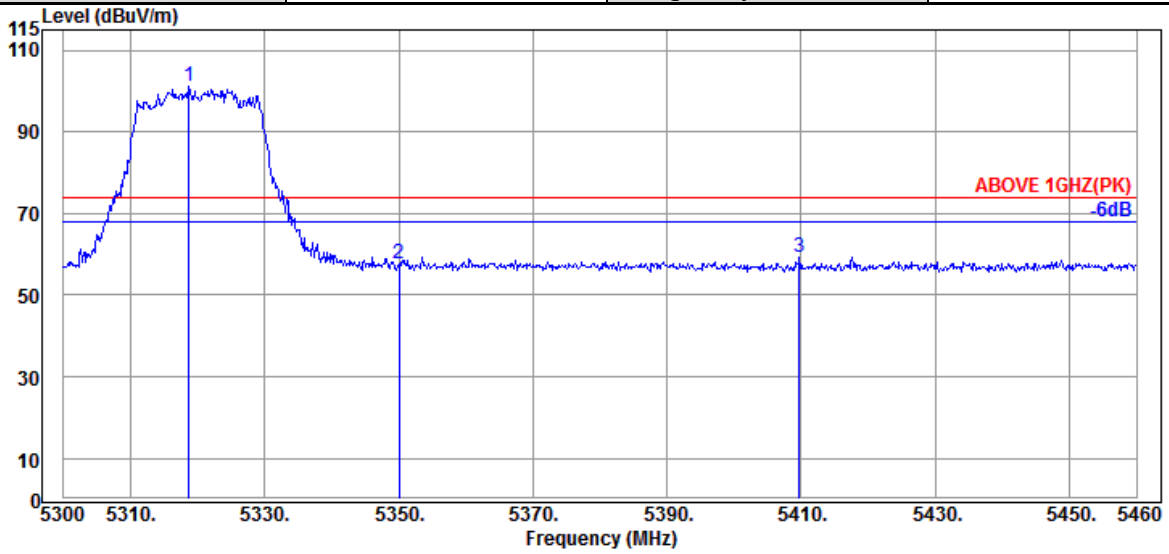

Antenna at Horizontal Polarization

Emission Frequency (MHz)	Antenna Factor (dB/m)	Cable Loss (dB)	Preamp Gain (dB)	Read Level (dBμV)	Emission Level (dBμV/m)	Limits (dBμV/m)	Margin (dB)	Detector
@ 5318.720	34.53	9.07	34.29	91.83	101.14	---	---	Peak
5350.080	34.60	9.10	34.27	48.31	57.74	74.00	16.26	Peak
5409.760	34.65	9.14	34.26	49.85	59.38	74.00	14.62	Peak

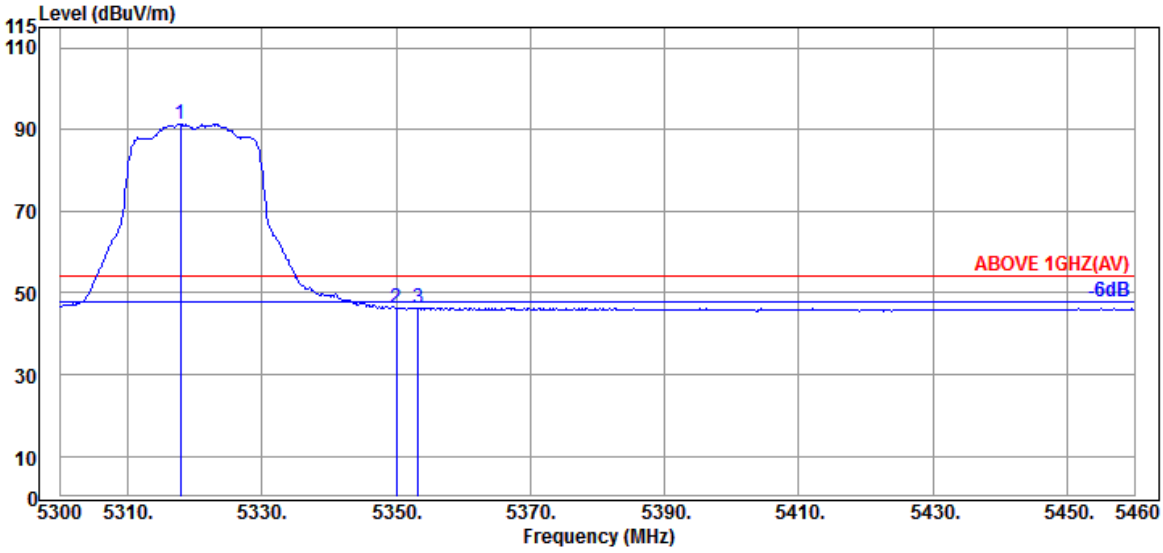

Antenna at Horizontal Polarization

Emission Frequency (MHz)	Antenna Factor (dB/m)	Cable Loss (dB)	Preamp Gain (dB)	Read Level (dBμV)	Emission Level (dBμV/m)	Limits (dBμV/m)	Margin (dB)	Detector
@ 5317.920	34.53	9.07	34.29	82.02	91.33	---	---	Average
5350.080	34.60	9.10	34.27	36.68	46.11	54.00	7.89	Average
5353.280	34.60	9.10	34.27	37.00	46.43	54.00	7.57	Average

Remark: The "@" means fundamental frequency, it is ignored in this section.

This test report may be reproduced in full only. The document may only be updated by Audix Technology Corp. personnel. Any changes will be noted in the Document History section of the report.

Audix Technology Corp.
No. 491, Zhongfu Rd., Linkou Dist.,
New Taipei City244, Taiwan

Tel: +886 2 26099301
Fax: +886 2 26099303

Mode	802.11ax-HE20	U-NII Band	2A
		Frequency	TX 5320MHz

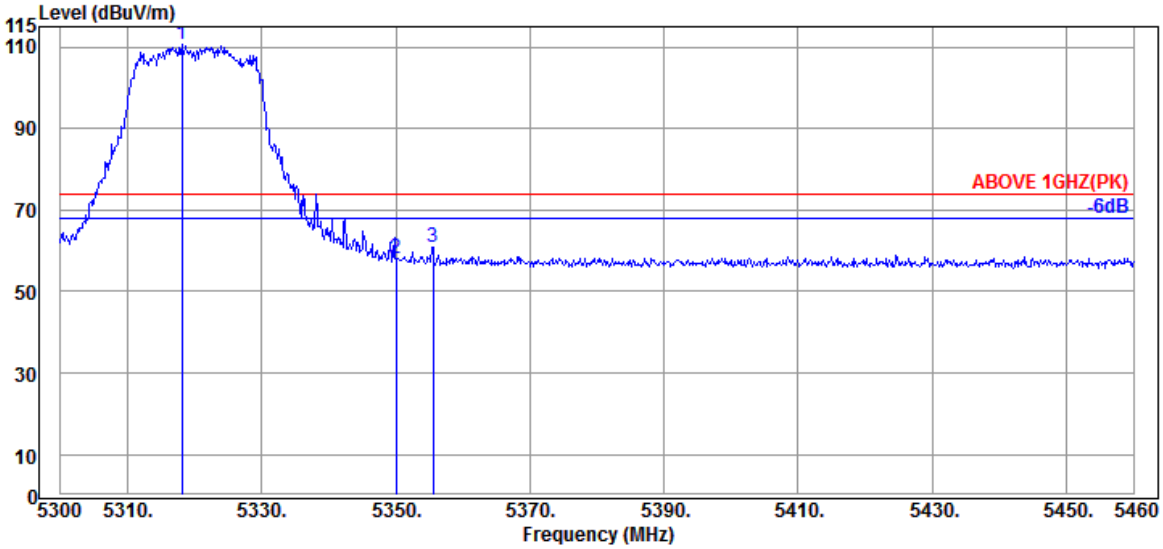

Antenna at Vertical Polarization

Emission Frequency (MHz)	Antenna Factor (dB/m)	Cable Loss (dB)	Preamp Gain (dB)	Read Level (dBμV)	Emission Level (dBμV/m)	Limits (dBμV/m)	Margin (dB)	Detector
@ 5318.080	34.53	9.07	34.29	101.15	110.46	---	---	Peak
5350.080	34.60	9.10	34.27	48.48	57.91	74.00	16.09	Peak
5355.520	34.63	9.10	34.27	51.52	60.98	74.00	13.02	Peak

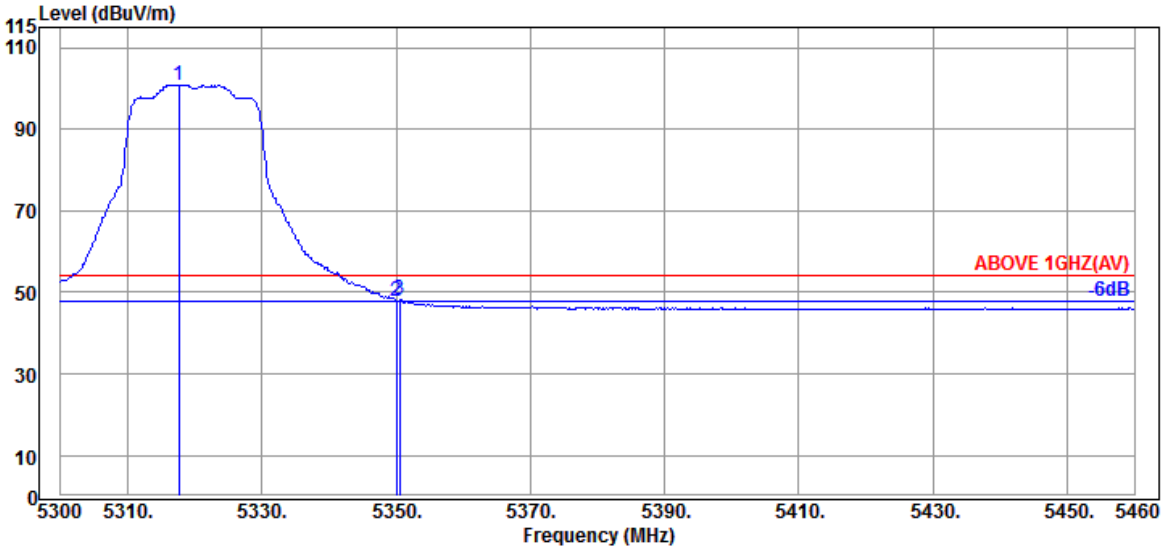

Antenna at Vertical Polarization

Emission Frequency (MHz)	Antenna Factor (dB/m)	Cable Loss (dB)	Preamp Gain (dB)	Read Level (dBμV)	Emission Level (dBμV/m)	Limits (dBμV/m)	Margin (dB)	Detector
@ 5317.600	34.53	9.07	34.29	91.52	100.83	---	---	Average
5350.080	34.60	9.10	34.27	38.51	47.94	54.00	6.06	Average
5350.560	34.60	9.10	34.27	38.91	48.34	54.00	5.66	Average

Remark: The "@" means fundamental frequency, it is ignored in this section.

This test report may be reproduced in full only. The document may only be updated by Audix Technology Corp. personnel. Any changes will be noted in the Document History section of the report.

Audix Technology Corp.
No. 491, Zhongfu Rd., Linkou Dist.,
New Taipei City244, Taiwan

Tel: +886 2 26099301
Fax: +886 2 26099303

Mode	802.11ax-HE20	U-NII Band	2C
		Frequency	TX 5500MHz

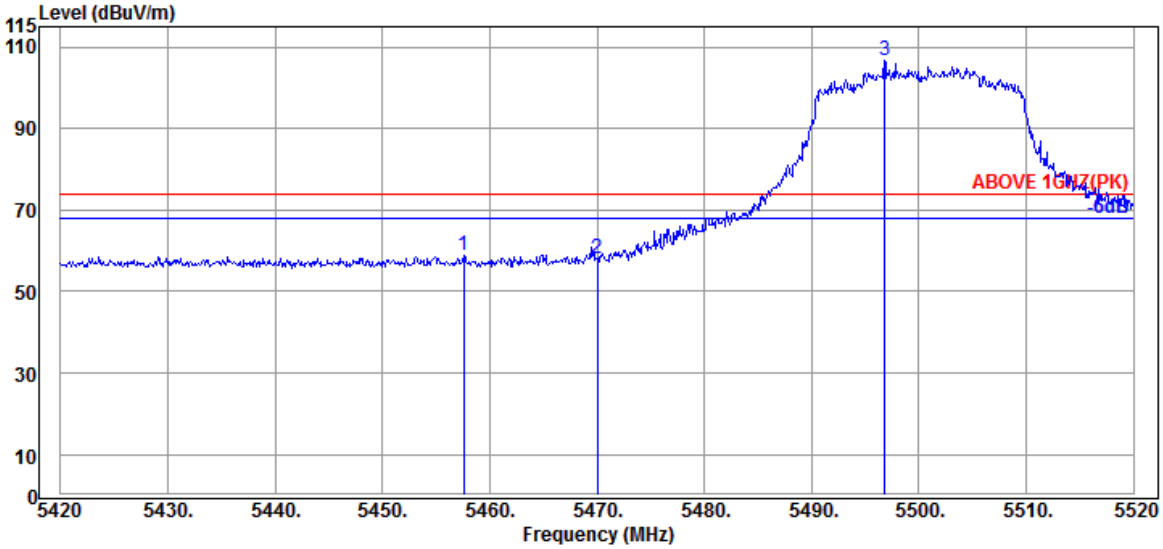

Antenna at Horizontal Polarization

Emission Frequency (MHz)	Antenna Factor (dB/m)	Cable Loss (dB)	Preamp Gain (dB)	Read Level (dBμV)	Emission Level (dBμV/m)	Limits (dBμV/m)	Margin (dB)	Detector
5457.600	34.50	9.18	34.24	49.50	58.94	74.00	15.06	Peak
5470.000	34.47	9.20	34.24	48.64	58.07	74.00	15.93	Peak
@ 5496.800	34.40	9.23	34.23	97.13	106.53	---	---	Peak

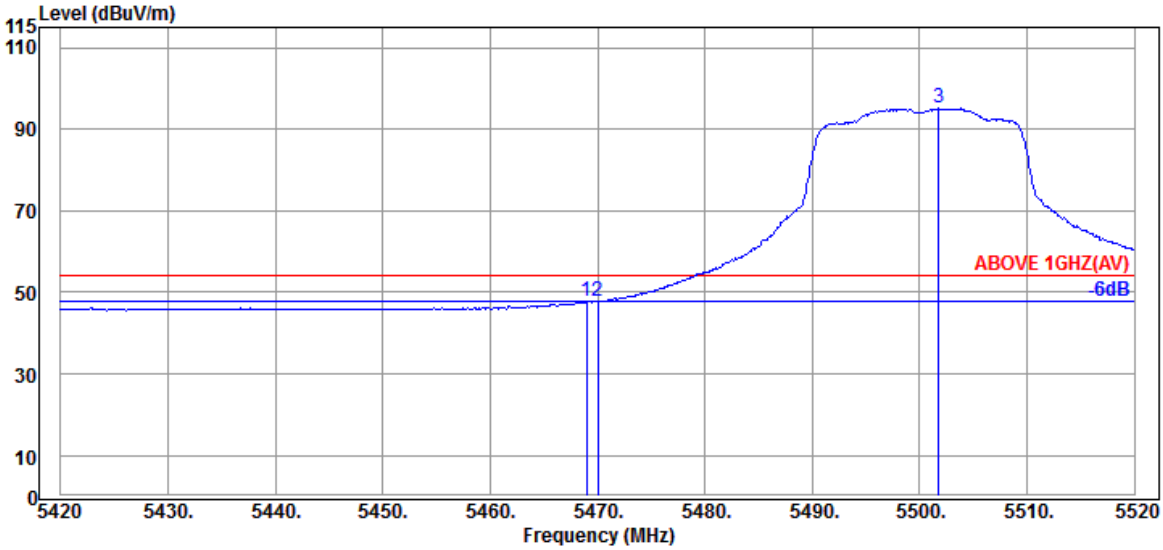

Antenna at Horizontal Polarization

Emission Frequency (MHz)	Antenna Factor (dB/m)	Cable Loss (dB)	Preamp Gain (dB)	Read Level (dBμV)	Emission Level (dBμV/m)	Limits (dBμV/m)	Margin (dB)	Detector
5469.000	34.47	9.20	34.24	38.34	47.77	54.00	6.23	Average
5470.000	34.47	9.20	34.24	38.38	47.81	54.00	6.19	Average
@ 5501.800	34.40	9.23	34.24	85.75	95.14	---	---	Average

Remark: The "@" means fundamental frequency, it is ignored in this section.

This test report may be reproduced in full only. The document may only be updated by Audix Technology Corp. personnel. Any changes will be noted in the Document History section of the report.

Audix Technology Corp.
No. 491, Zhongfu Rd., Linkou Dist.,
New Taipei City244, Taiwan

Tel: +886 2 26099301
Fax: +886 2 26099303

Mode	802.11ax-HE20	U-NII Band	2C
		Frequency	TX 5500MHz

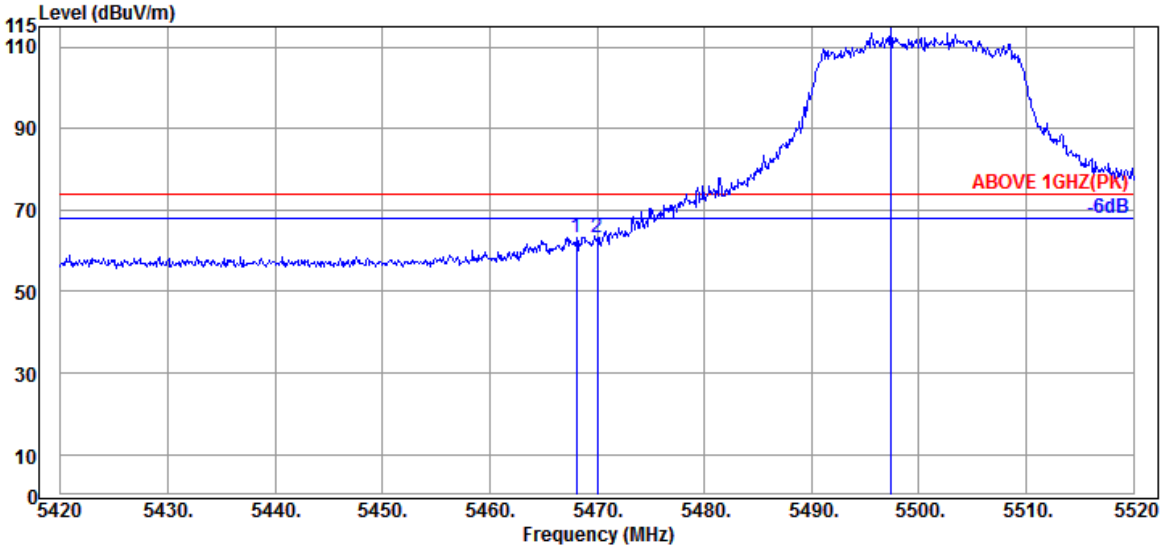

Antenna at Vertical Polarization

Emission Frequency (MHz)	Antenna Factor (dB/m)	Cable Loss (dB)	Preamp Gain (dB)	Read Level (dBμV)	Emission Level (dBμV/m)	Limits (dBμV/m)	Margin (dB)	Detector
5468.100	34.47	9.20	34.24	53.91	63.34	74.00	10.66	Peak
5470.000	34.47	9.20	34.24	53.61	63.04	74.00	10.96	Peak
@ 5497.400	34.40	9.23	34.23	105.59	114.99	---	---	Peak

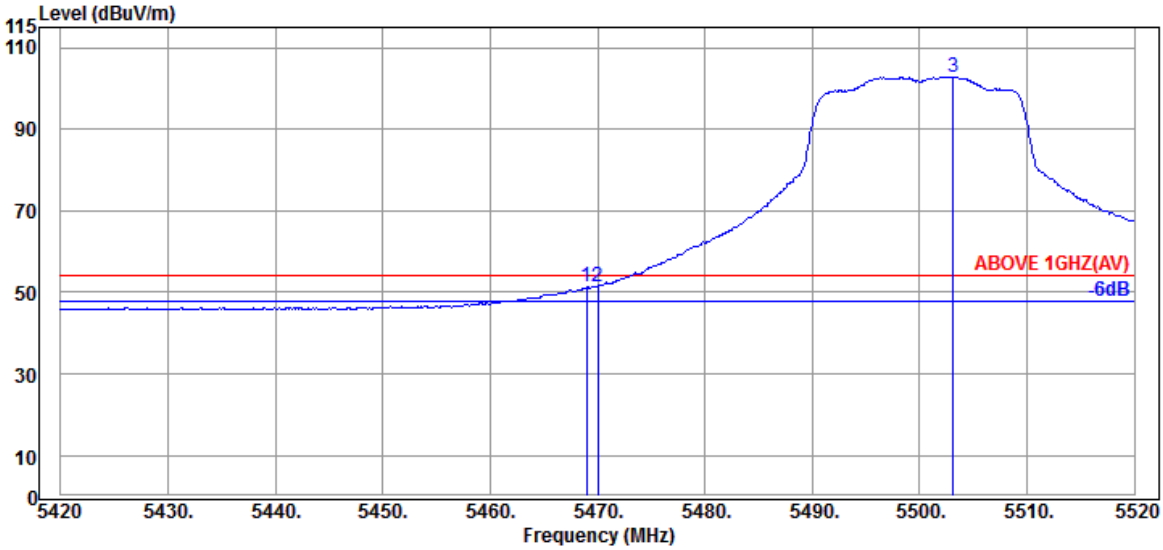

Antenna at Vertical Polarization

Emission Frequency (MHz)	Antenna Factor (dB/m)	Cable Loss (dB)	Preamp Gain (dB)	Read Level (dBμV)	Emission Level (dBμV/m)	Limits (dBμV/m)	Margin (dB)	Detector
5469.000	34.47	9.20	34.24	41.84	51.27	54.00	2.73	Average
5470.000	34.47	9.20	34.24	42.01	51.44	54.00	2.56	Average
@ 5503.100	34.40	9.23	34.24	93.39	102.78	---	---	Average

Remark: The "@" means fundamental frequency, it is ignored in this section.

This test report may be reproduced in full only. The document may only be updated by Audix Technology Corp. personnel. Any changes will be noted in the Document History section of the report.

Audix Technology Corp.
No. 491, Zhongfu Rd., Linkou Dist.,
New Taipei City244, Taiwan
Tel: +886 2 26099301
Fax: +886 2 26099303

Mode	802.11ax-HE20	U-NII Band	2C
		Frequency	TX 5700MHz

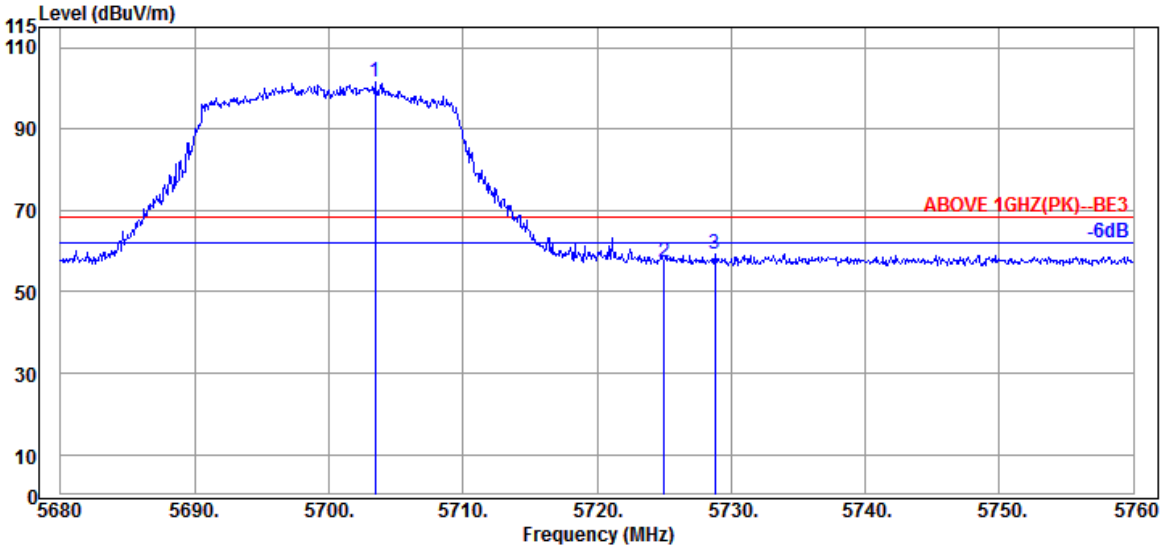

Antenna at Horizontal Polarization

Emission Frequency (MHz)	Antenna Factor (dB/m)	Cable Loss (dB)	Preamp Gain (dB)	Read Level (dBμV)	Emission Level (dBμV/m)	Limits (dBμV/m)	Margin (dB)	Detector
@ 5703.440	34.40	9.40	34.31	92.24	101.73	---	---	Peak
5725.040	34.67	9.42	34.32	47.51	57.28	68.20	10.92	Peak
5728.800	34.67	9.42	34.32	49.61	59.38	68.20	8.82	Peak

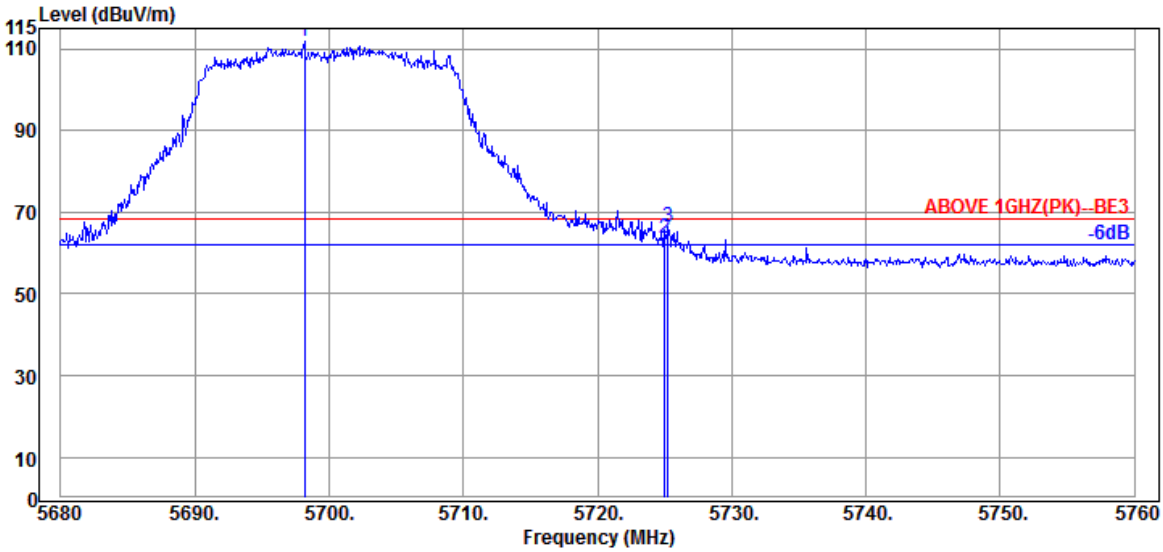

Antenna at Vertical Polarization

Emission Frequency (MHz)	Antenna Factor (dB/m)	Cable Loss (dB)	Preamp Gain (dB)	Read Level (dBμV)	Emission Level (dBμV/m)	Limits (dBμV/m)	Margin (dB)	Detector
@ 5698.160	34.40	9.39	34.31	102.55	112.03	---	---	Peak
5725.040	34.67	9.42	34.32	54.00	63.77	68.20	4.43	Peak
5725.280	34.67	9.42	34.32	56.64	66.41	68.20	1.79	Peak

Remark: The "@" means fundamental frequency, it is ignored in this section.

This test report may be reproduced in full only. The document may only be updated by Audix Technology Corp. personnel. Any changes will be noted in the Document History section of the report.

Audix Technology Corp.
No. 491, Zhongfu Rd., Linkou Dist.,
New Taipei City244, Taiwan

Tel: +886 2 26099301
Fax: +886 2 26099303

Mode	802.11ax-HE20	U-NII Band	2C
		Frequency	TX 5720MHz

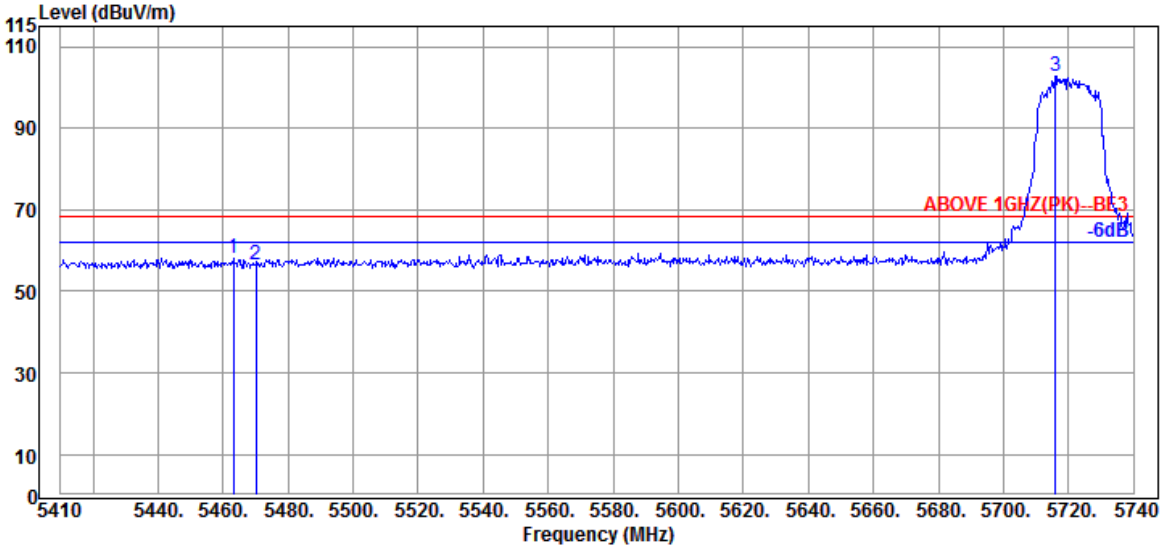

Antenna at Horizontal Polarization

Emission Frequency (MHz)	Antenna Factor (dB/m)	Cable Loss (dB)	Preamp Gain (dB)	Read Level (dBμV)	Emission Level (dBμV/m)	Limits (dBμV/m)	Margin (dB)	Detector
5463.130	34.50	9.20	34.24	48.54	58.00	68.20	10.20	Peak
5470.060	34.47	9.20	34.24	47.21	56.64	68.20	11.56	Peak
@ 5715.910	34.53	9.40	34.32	93.32	102.93	---	---	Peak

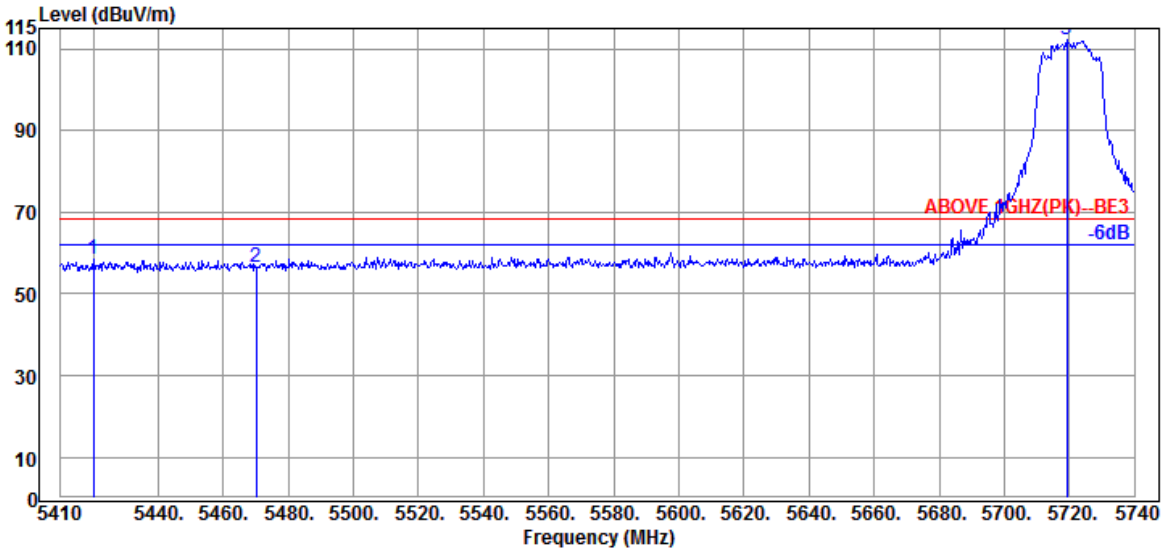

Antenna at Vertical Polarization

Emission Frequency (MHz)	Antenna Factor (dB/m)	Cable Loss (dB)	Preamp Gain (dB)	Read Level (dBμV)	Emission Level (dBμV/m)	Limits (dBμV/m)	Margin (dB)	Detector
5420.230	34.60	9.15	34.26	48.89	58.38	68.20	9.82	Peak
5470.060	34.47	9.20	34.24	47.18	56.61	68.20	11.59	Peak
@ 5719.210	34.53	9.42	34.32	102.61	112.24	---	---	Peak

Remark: The "@" means fundamental frequency, it is ignored in this section.

This test report may be reproduced in full only. The document may only be updated by Audix Technology Corp. personnel. Any changes will be noted in the Document History section of the report.

Audix Technology Corp.
No. 491, Zhongfu Rd., Linkou Dist.,
New Taipei City244, Taiwan

Tel: +886 2 26099301
Fax: +886 2 26099303

Mode	802.11ax-HE20	U-NII Band	2C
		Frequency	TX 5720MHz

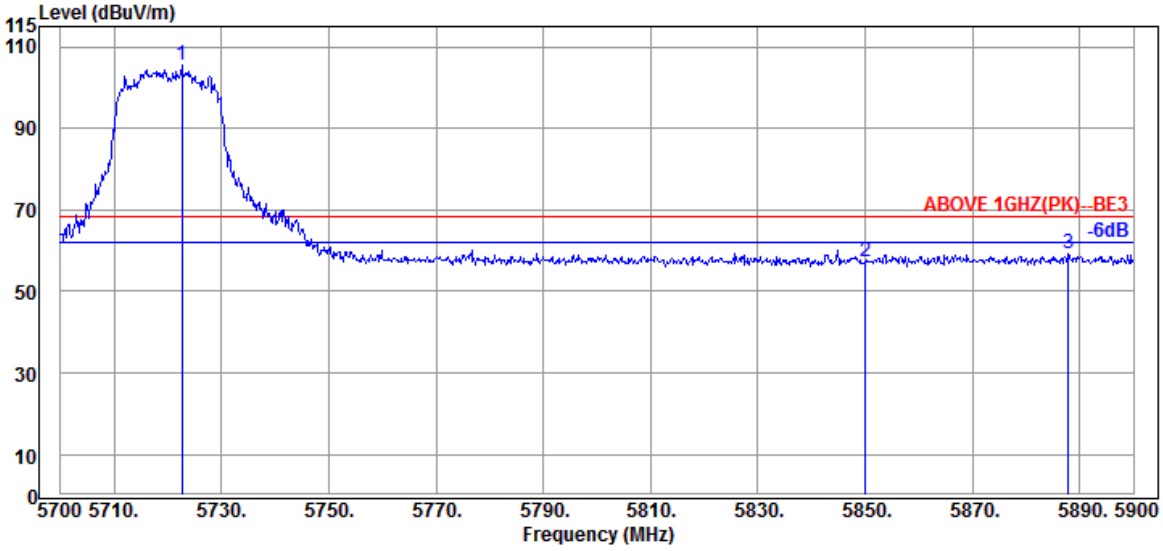

Antenna at Horizontal Polarization

Emission Frequency (MHz)	Antenna Factor (dB/m)	Cable Loss (dB)	Preamp Gain (dB)	Read Level (dBμV)	Emission Level (dBμV/m)	Limits (dBμV/m)	Margin (dB)	Detector
@ 5722.600	34.67	9.42	34.32	95.63	105.40	---	---	Peak
5850.000	35.10	9.52	34.38	46.94	57.18	68.20	11.02	Peak
5887.800	35.30	9.56	34.40	48.73	59.19	68.20	9.01	Peak

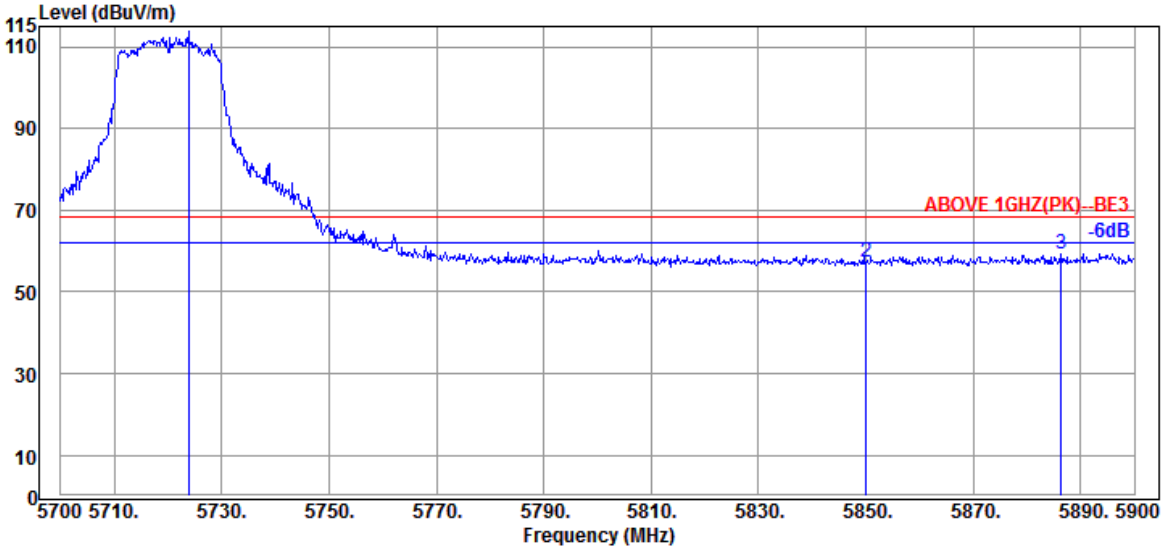

Antenna at Vertical Polarization

Emission Frequency (MHz)	Antenna Factor (dB/m)	Cable Loss (dB)	Preamp Gain (dB)	Read Level (dBμV)	Emission Level (dBμV/m)	Limits (dBμV/m)	Margin (dB)	Detector
@ 5723.800	34.67	9.42	34.32	104.17	113.94	---	---	Peak
5850.000	35.10	9.52	34.38	47.12	57.36	68.20	10.84	Peak
5886.400	35.30	9.55	34.40	48.99	59.44	68.20	8.76	Peak

Remark: The "@" means fundamental frequency, it is ignored in this section.

This test report may be reproduced in full only. The document may only be updated by Audix Technology Corp. personnel. Any changes will be noted in the Document History section of the report.

Audix Technology Corp.
No. 491, Zhongfu Rd., Linkou Dist.,
New Taipei City244, Taiwan

Tel: +886 2 26099301
Fax: +886 2 26099303

Mode	802.11ac-HE20	U-NII Band	III
		Frequency	TX 5745MHz

Antenna at Horizontal Polarization

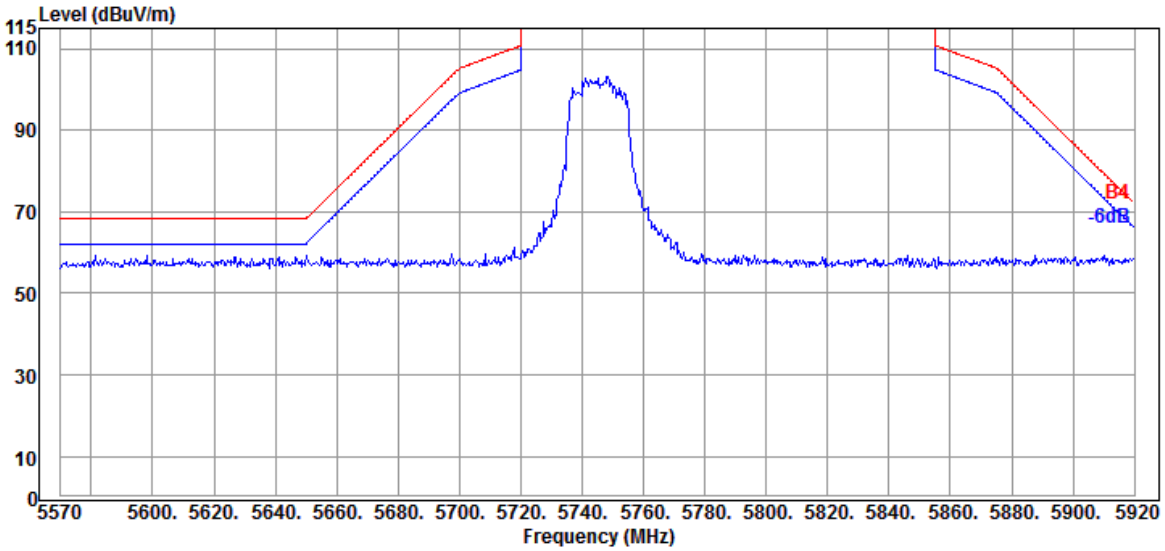

Antenna at Vertical Polarization

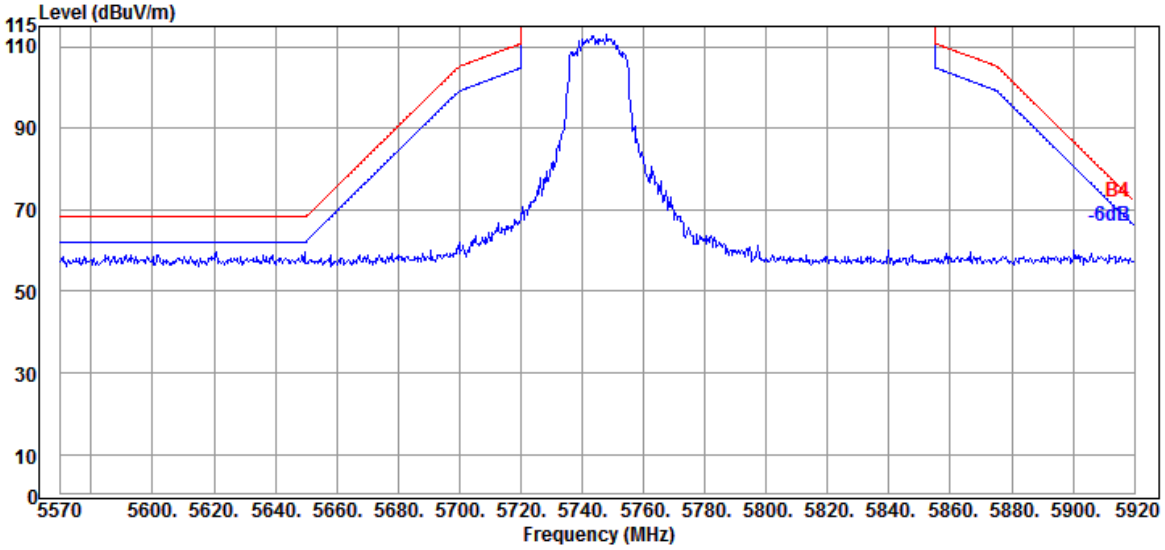

This test report may be reproduced in full only. The document may only be updated by Audix Technology Corp. personnel. Any changes will be noted in the Document History section of the report.

Audix Technology Corp.
No. 491, Zhongfu Rd., Linkou Dist.,
New Taipei City244, Taiwan

Tel: +886 2 26099301
Fax: +886 2 26099303

Mode	802.11ac-HE20	U-NII Band	III
		Frequency	TX 5825MHz

Antenna at Horizontal Polarization

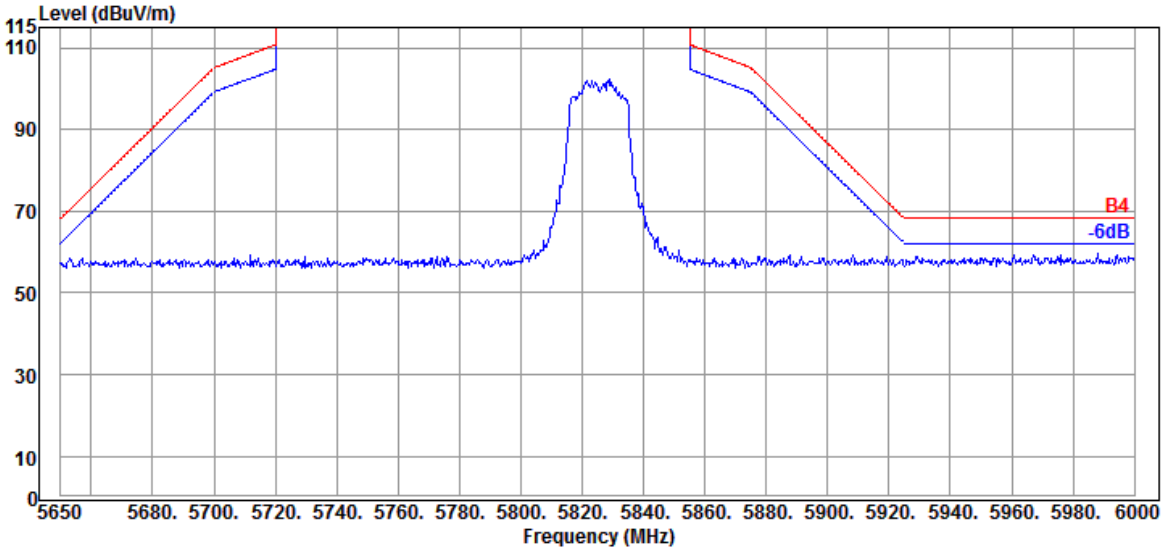

Antenna at Vertical Polarization

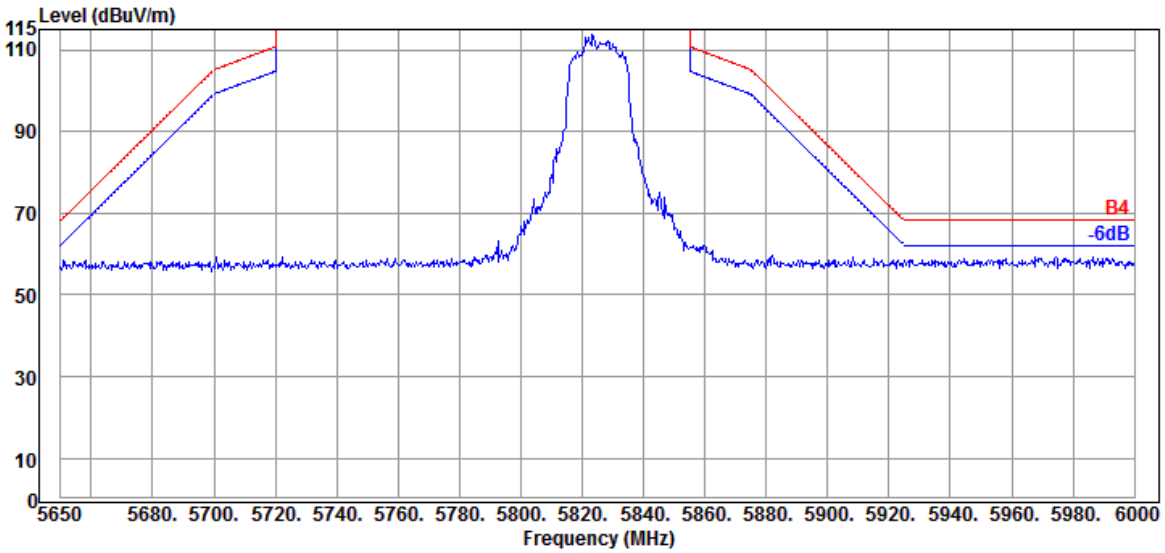

This test report may be reproduced in full only. The document may only be updated by Audix Technology Corp. personnel. Any changes will be noted in the Document History section of the report.

Audix Technology Corp.
No. 491, Zhongfu Rd., Linkou Dist.,
New Taipei City244, Taiwan

Tel: +886 2 26099301
Fax: +886 2 26099303

Mode	802.11ax-HE40	U-NII Band	I
		Frequency	TX 5190MHz

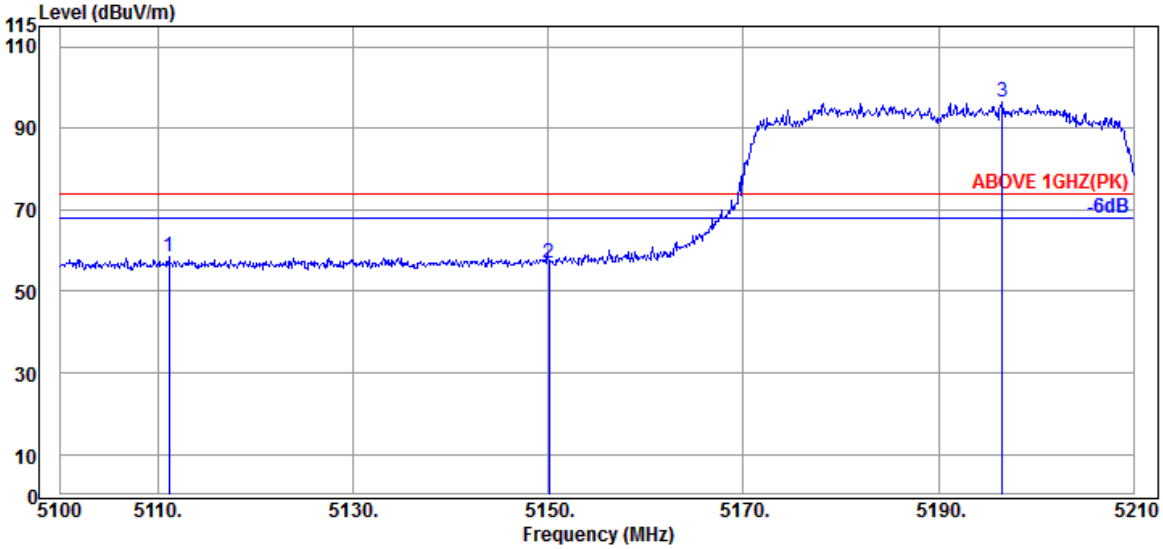

Antenna at Horizontal Polarization

Emission Frequency (MHz)	Antenna Factor (dB/m)	Cable Loss (dB)	Preamp Gain (dB)	Read Level (dBμV)	Emission Level (dBμV/m)	Limits (dBμV/m)	Margin (dB)	Detector
5111.110	34.10	8.89	34.36	49.71	58.34	74.00	15.66	Peak
5150.050	34.20	8.92	34.35	48.03	56.80	74.00	17.20	Peak
@ 5196.580	34.20	8.96	34.33	87.66	96.49	---	---	Peak

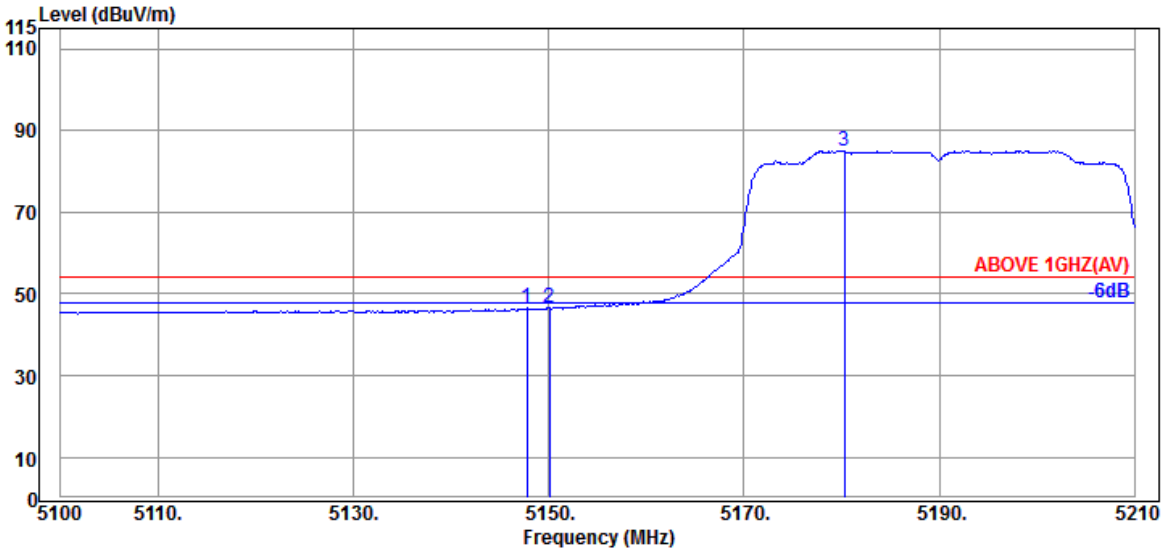

Antenna at Horizontal Polarization

Emission Frequency (MHz)	Antenna Factor (dB/m)	Cable Loss (dB)	Preamp Gain (dB)	Read Level (dBμV)	Emission Level (dBμV/m)	Limits (dBμV/m)	Margin (dB)	Detector
5147.740	34.20	8.92	34.35	37.70	46.47	54.00	7.53	Average
5150.050	34.20	8.92	34.35	37.72	46.49	54.00	7.51	Average
@ 5180.300	34.20	8.95	34.34	76.15	84.96	---	---	Average

Remark: The "@" means fundamental frequency, it is ignored in this section.

This test report may be reproduced in full only. The document may only be updated by Audix Technology Corp. personnel. Any changes will be noted in the Document History section of the report.

Audix Technology Corp.
No. 491, Zhongfu Rd., Linkou Dist.,
New Taipei City244, Taiwan

Tel: +886 2 26099301
Fax: +886 2 26099303

Mode	802.11ax-HE40	U-NII Band	I
		Frequency	TX 5190MHz

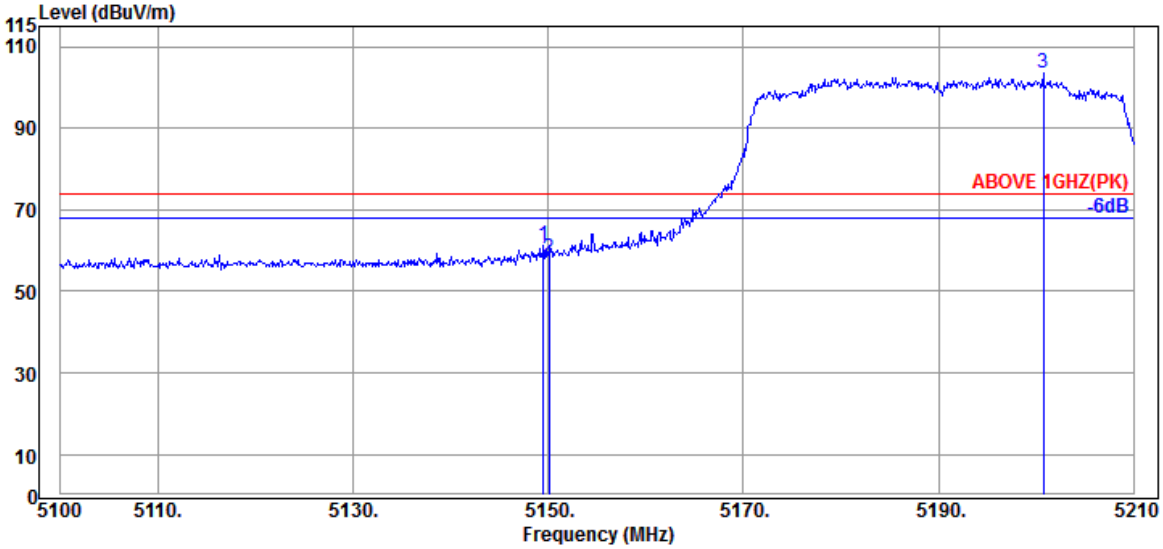

Antenna at Vertical Polarization

Emission Frequency (MHz)	Antenna Factor (dB/m)	Cable Loss (dB)	Preamp Gain (dB)	Read Level (dBμV)	Emission Level (dBμV/m)	Limits (dBμV/m)	Margin (dB)	Detector
5149.500	34.20	8.92	34.35	52.47	61.24	74.00	12.76	Peak
5150.050	34.20	8.92	34.35	49.32	58.09	74.00	15.91	Peak
@ 5200.760	34.20	8.96	34.33	94.63	103.46	---	---	Peak

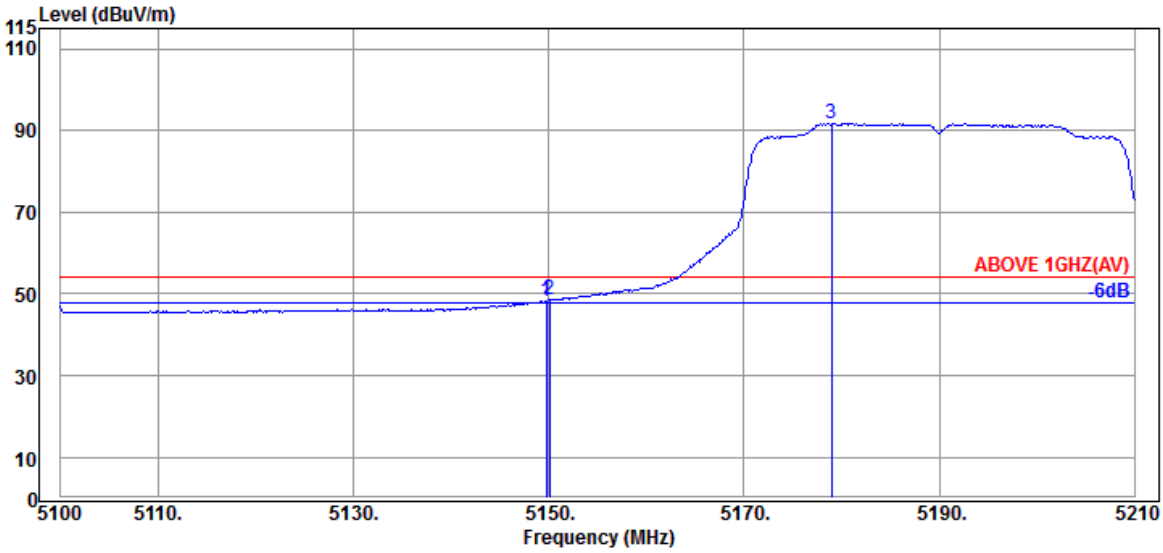

Antenna at Vertical Polarization

Emission Frequency (MHz)	Antenna Factor (dB/m)	Cable Loss (dB)	Preamp Gain (dB)	Read Level (dBμV)	Emission Level (dBμV/m)	Limits (dBμV/m)	Margin (dB)	Detector
5149.720	34.20	8.92	34.35	39.45	48.22	54.00	5.78	Average
5150.050	34.20	8.92	34.35	39.87	48.64	54.00	5.36	Average
@ 5178.980	34.20	8.95	34.34	82.92	91.73	---	---	Average

Remark: The "@" means fundamental frequency, it is ignored in this section.

This test report may be reproduced in full only. The document may only be updated by Audix Technology Corp. personnel. Any changes will be noted in the Document History section of the report.

Audix Technology Corp.
No. 491, Zhongfu Rd., Linkou Dist.,
New Taipei City244, Taiwan

Tel: +886 2 26099301
Fax: +886 2 26099303

Mode	802.11ax-HE40	U-NII Band	2A
		Frequency	TX 5310MHz

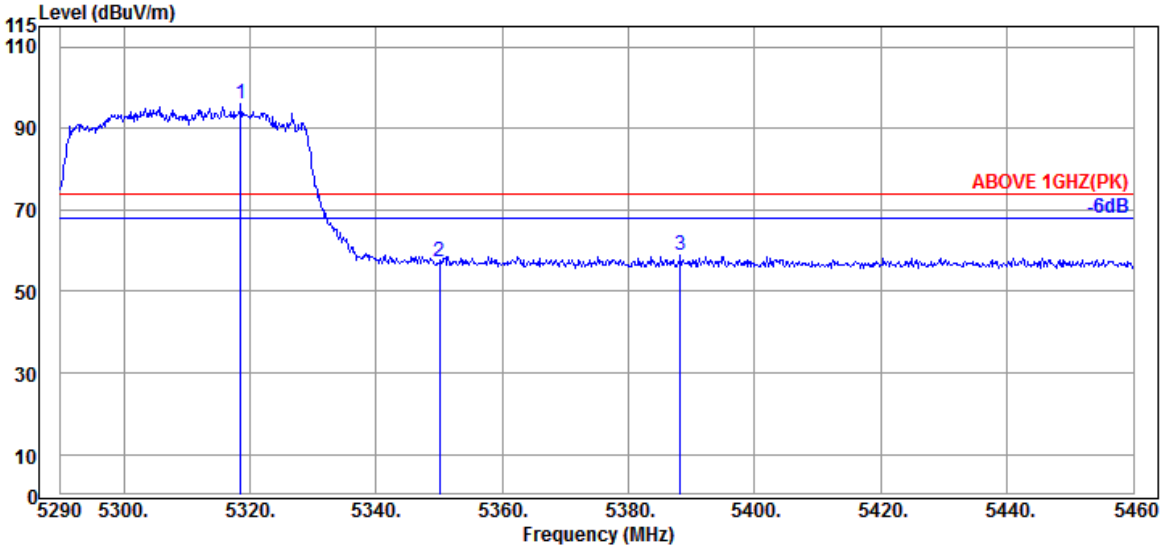

Antenna at Horizontal Polarization

Emission Frequency (MHz)	Antenna Factor (dB/m)	Cable Loss (dB)	Preamp Gain (dB)	Read Level (dBμV)	Emission Level (dBμV/m)	Limits (dBμV/m)	Margin (dB)	Detector
@ 5318.560	34.53	9.07	34.29	86.62	95.93	---	---	Peak
5350.010	34.60	9.10	34.27	47.99	57.42	74.00	16.58	Peak
5388.260	34.70	9.13	34.27	49.23	58.79	74.00	15.21	Peak

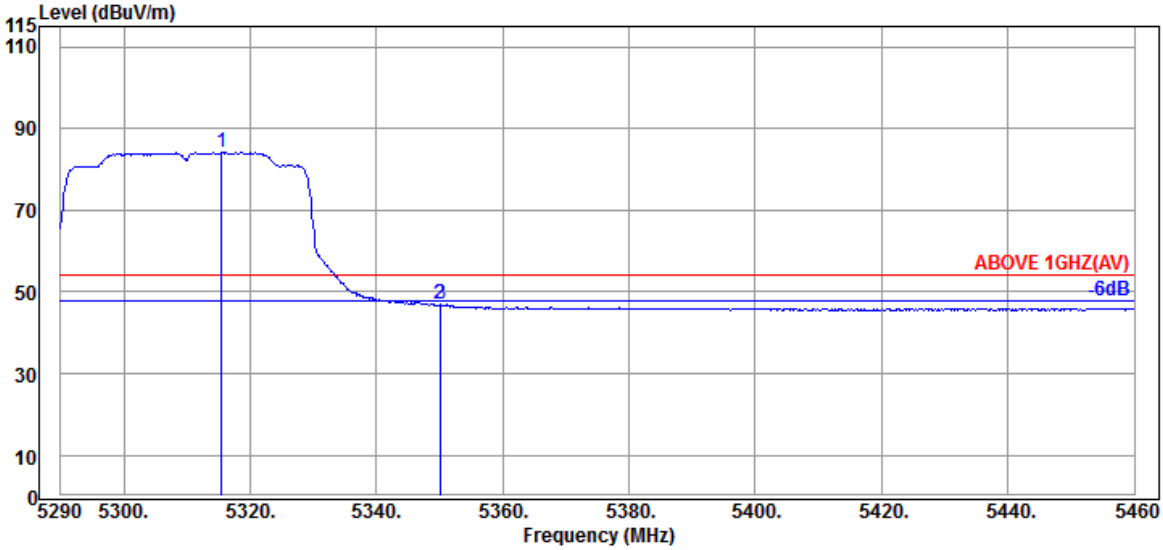

Antenna at Horizontal Polarization

Emission Frequency (MHz)	Antenna Factor (dB/m)	Cable Loss (dB)	Preamp Gain (dB)	Read Level (dBμV)	Emission Level (dBμV/m)	Limits (dBμV/m)	Margin (dB)	Detector
@ 5315.500	34.53	9.07	34.29	74.80	84.11	---	---	Average
5350.010	34.60	9.10	34.27	37.49	46.92	54.00	7.08	Average
5350.180	34.60	9.10	34.27	37.50	46.93	54.00	7.07	Average

Remark: The "@" means fundamental frequency, it is ignored in this section.

This test report may be reproduced in full only. The document may only be updated by Audix Technology Corp. personnel. Any changes will be noted in the Document History section of the report.

Audix Technology Corp.
No. 491, Zhongfu Rd., Linkou Dist.,
New Taipei City244, Taiwan

Tel: +886 2 26099301
Fax: +886 2 26099303

Mode	802.11ax-HE40	U-NII Band	2A
		Frequency	TX 5310MHz

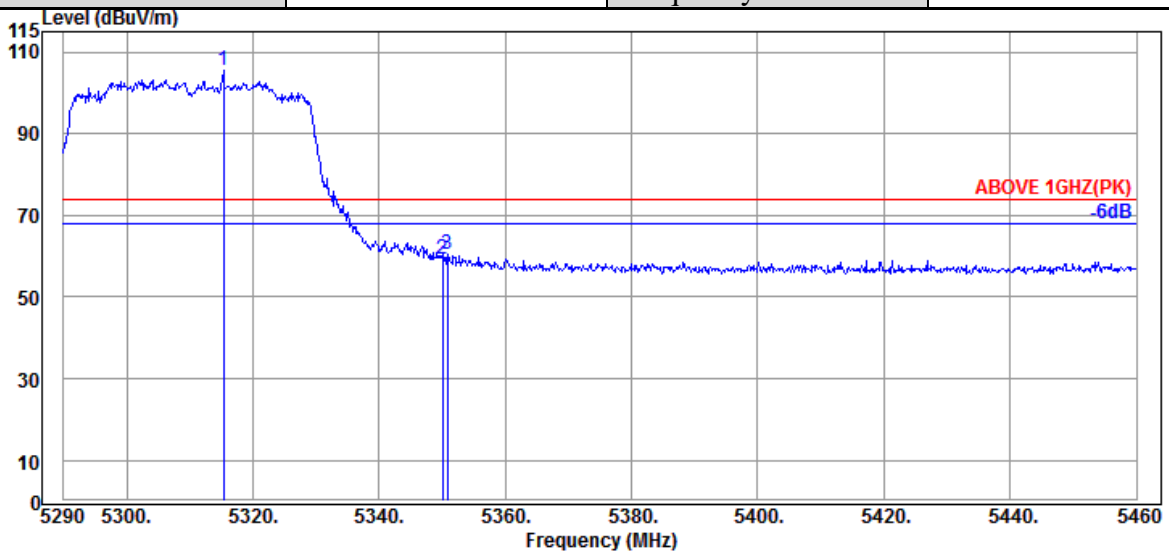

Antenna at Vertical Polarization

Emission Frequency (MHz)	Antenna Factor (dB/m)	Cable Loss (dB)	Preamp Gain (dB)	Read Level (dBμV)	Emission Level (dBμV/m)	Limits (dBμV/m)	Margin (dB)	Detector
@ 5315.330	34.53	9.07	34.29	96.16	105.47	---	---	Peak
5350.010	34.60	9.10	34.27	49.69	59.12	74.00	14.88	Peak
5350.860	34.60	9.10	34.27	50.96	60.39	74.00	13.61	Peak

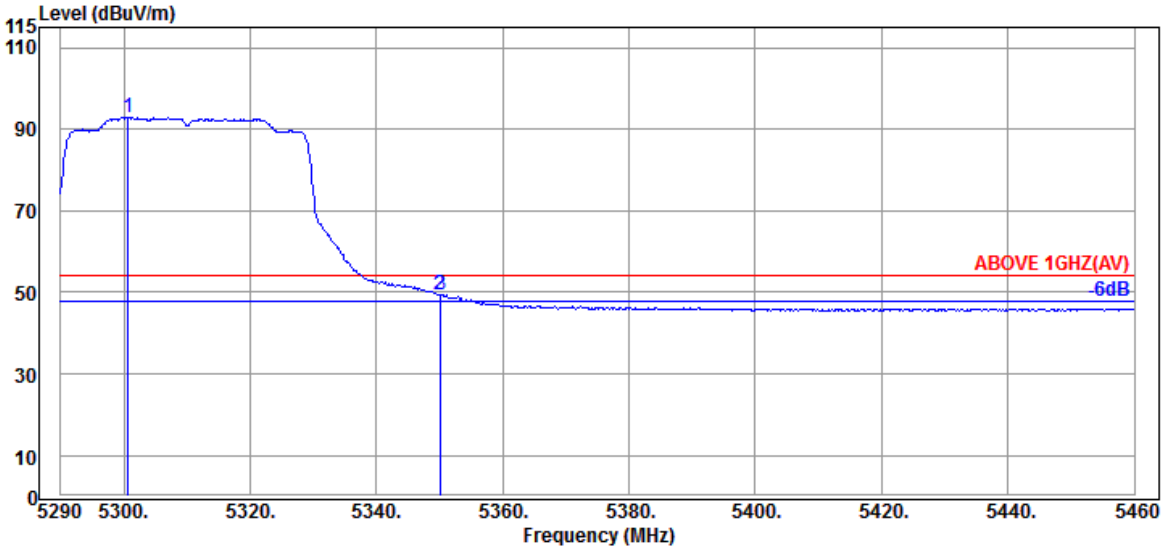

Antenna at Vertical Polarization

Emission Frequency (MHz)	Antenna Factor (dB/m)	Cable Loss (dB)	Preamp Gain (dB)	Read Level (dBμV)	Emission Level (dBμV/m)	Limits (dBμV/m)	Margin (dB)	Detector
@ 5300.710	34.50	9.05	34.29	83.71	92.97	---	---	Average
5350.010	34.60	9.10	34.27	39.93	49.36	54.00	4.64	Average
5350.180	34.60	9.10	34.27	39.89	49.32	54.00	4.68	Average

Remark: The "@" means fundamental frequency, it is ignored in this section.

This test report may be reproduced in full only. The document may only be updated by Audix Technology Corp. personnel. Any changes will be noted in the Document History section of the report.

Audix Technology Corp.
No. 491, Zhongfu Rd., Linkou Dist.,
New Taipei City244, Taiwan

Tel: +886 2 26099301
Fax: +886 2 26099303

Mode	802.11ax-HE40	U-NII Band	2C
		Frequency	TX 5510MHz

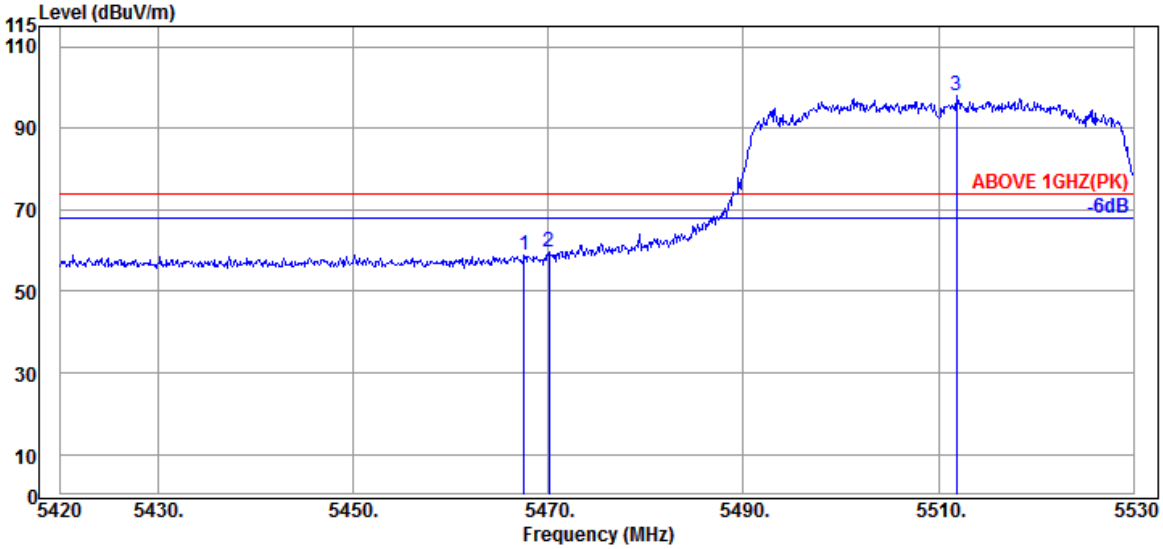

Antenna at Horizontal Polarization

Emission Frequency (MHz)	Antenna Factor (dB/m)	Cable Loss (dB)	Preamp Gain (dB)	Read Level (dBμV)	Emission Level (dBμV/m)	Limits (dBμV/m)	Margin (dB)	Detector
5467.520	34.47	9.20	34.24	49.59	59.02	74.00	14.98	Peak
5470.050	34.47	9.20	34.24	50.29	59.72	74.00	14.28	Peak
@ 5511.850	34.37	9.23	34.24	88.52	97.88	---	---	Peak

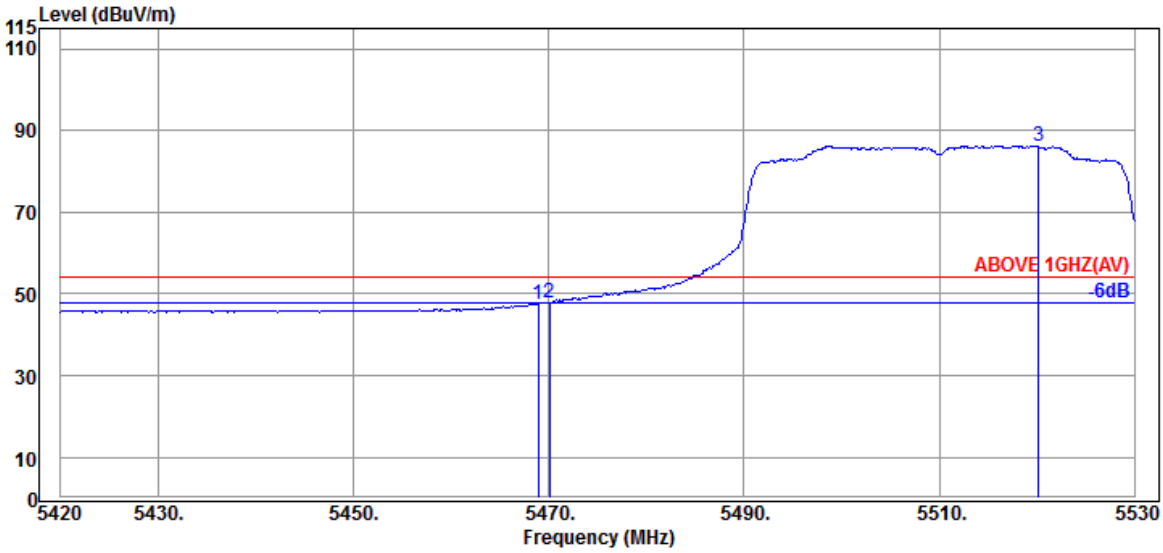

Antenna at Horizontal Polarization

Emission Frequency (MHz)	Antenna Factor (dB/m)	Cable Loss (dB)	Preamp Gain (dB)	Read Level (dBμV)	Emission Level (dBμV/m)	Limits (dBμV/m)	Margin (dB)	Detector
5468.950	34.47	9.20	34.24	38.12	47.55	54.00	6.45	Average
5470.050	34.47	9.20	34.24	38.46	47.89	54.00	6.11	Average
@ 5520.210	34.37	9.24	34.24	76.96	86.33	---	---	Average

Remark: The "@" means fundamental frequency, it is ignored in this section.

This test report may be reproduced in full only. The document may only be updated by Audix Technology Corp. personnel. Any changes will be noted in the Document History section of the report.

Audix Technology Corp.
No. 491, Zhongfu Rd., Linkou Dist.,
New Taipei City244, Taiwan

Tel: +886 2 26099301
Fax: +886 2 26099303

Mode	802.11ax-HE40	U-NII Band	2C
		Frequency	TX 5510MHz

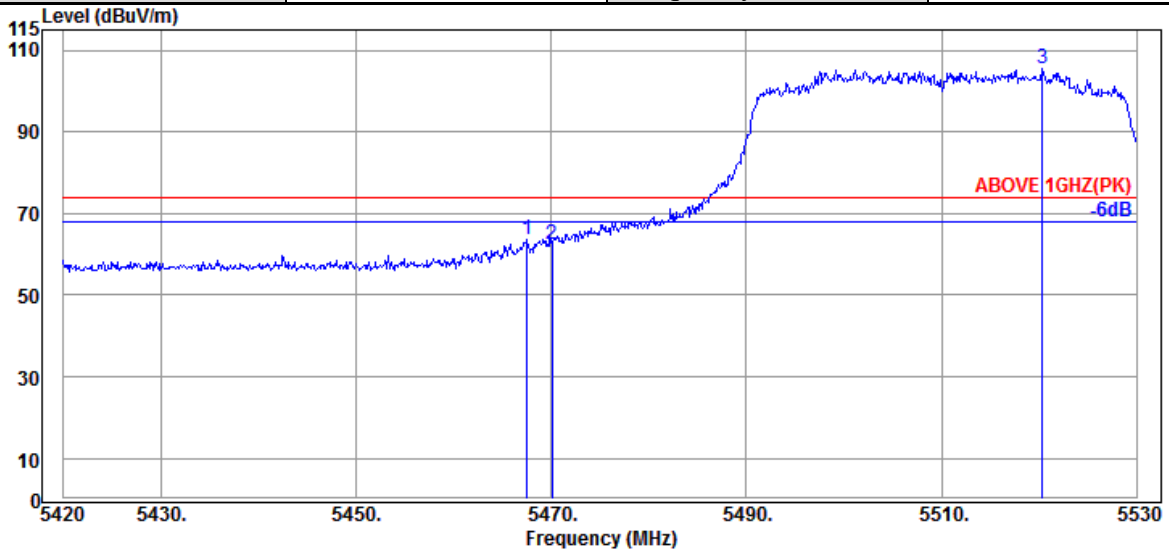

Antenna at Vertical Polarization

Emission Frequency (MHz)	Antenna Factor (dB/m)	Cable Loss (dB)	Preamp Gain (dB)	Read Level (dBμV)	Emission Level (dBμV/m)	Limits (dBμV/m)	Margin (dB)	Detector
5467.520	34.47	9.20	34.24	54.31	63.74	74.00	10.26	Peak
5470.050	34.47	9.20	34.24	52.96	62.39	74.00	11.61	Peak
@ 5520.320	34.37	9.24	34.24	96.33	105.70	---	---	Peak

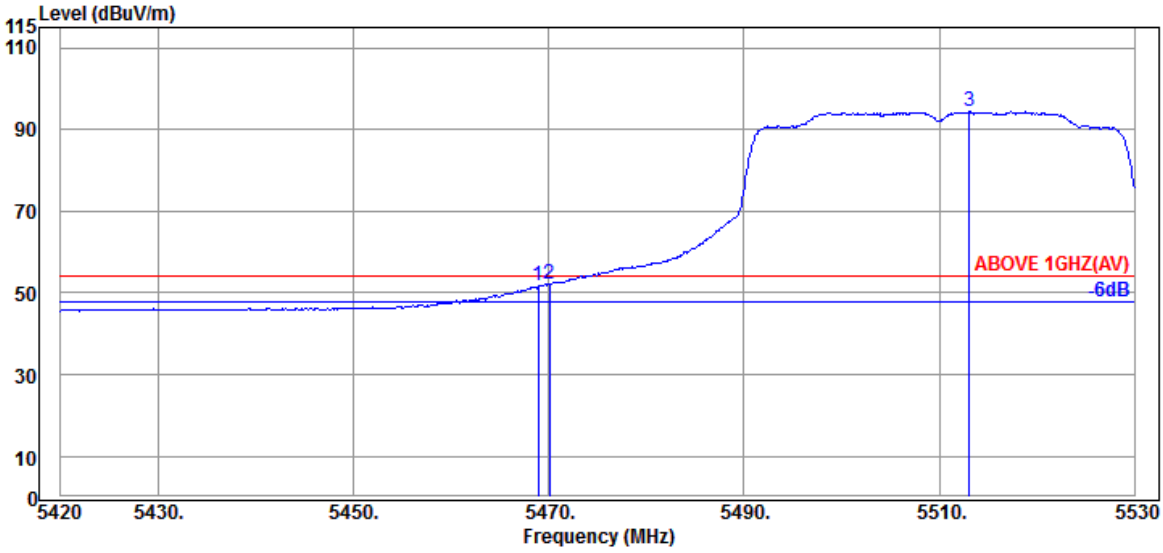

Antenna at Vertical Polarization

Emission Frequency (MHz)	Antenna Factor (dB/m)	Cable Loss (dB)	Preamp Gain (dB)	Read Level (dBμV)	Emission Level (dBμV/m)	Limits (dBμV/m)	Margin (dB)	Detector
5468.950	34.47	9.20	34.24	42.31	51.74	54.00	2.26	Average
5470.050	34.47	9.20	34.24	42.73	52.16	54.00	1.84	Average
@ 5513.060	34.37	9.23	34.24	84.94	94.30	---	---	Average

Remark: The "@" means fundamental frequency, it is ignored in this section.

This test report may be reproduced in full only. The document may only be updated by Audix Technology Corp. personnel. Any changes will be noted in the Document History section of the report.

Audix Technology Corp.
No. 491, Zhongfu Rd., Linkou Dist.,
New Taipei City244, Taiwan

Tel: +886 2 26099301
Fax: +886 2 26099303

Mode	802.11ax-HE40	U-NII Band	2C
		Frequency	TX 5670MHz

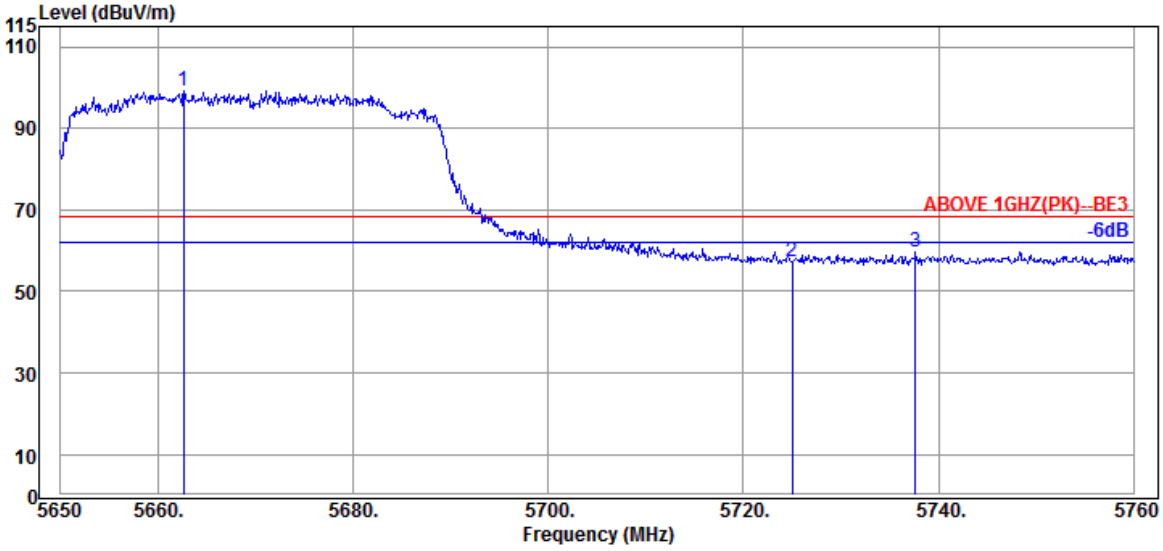

Antenna at Horizontal Polarization

Emission Frequency (MHz)	Antenna Factor (dB/m)	Cable Loss (dB)	Preamp Gain (dB)	Read Level (dBμV)	Emission Level (dBμV/m)	Limits (dBμV/m)	Margin (dB)	Detector
@ 5662.650	34.40	9.36	34.30	89.84	99.30	---	---	Peak
5725.020	34.67	9.42	34.32	47.46	57.23	68.20	10.97	Peak
5737.670	34.67	9.43	34.33	50.05	59.82	68.20	8.38	Peak

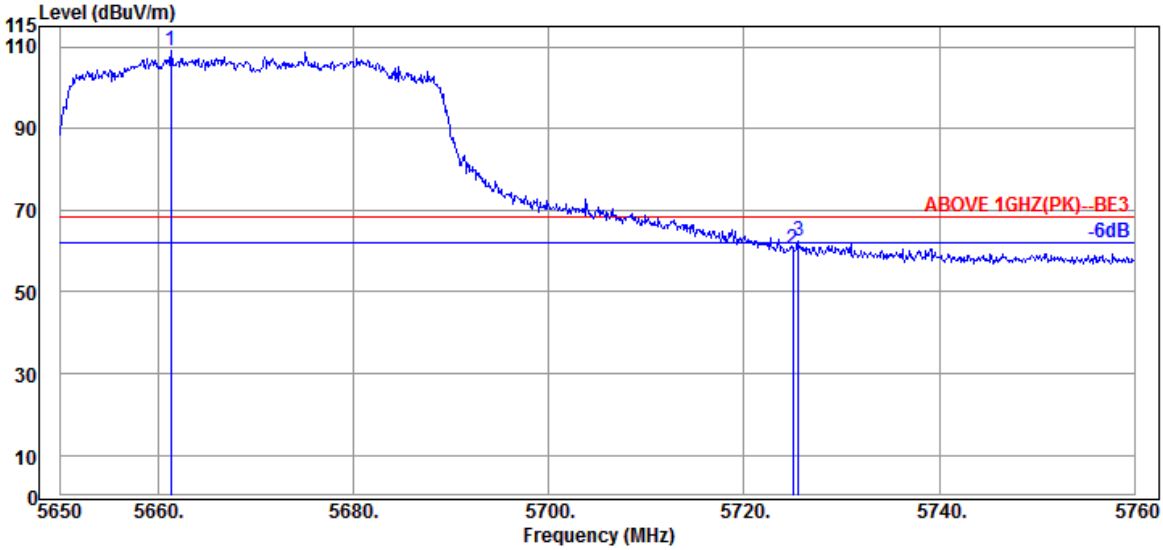

Antenna at Vertical Polarization

Emission Frequency (MHz)	Antenna Factor (dB/m)	Cable Loss (dB)	Preamp Gain (dB)	Read Level (dBμV)	Emission Level (dBμV/m)	Limits (dBμV/m)	Margin (dB)	Detector
@ 5661.330	34.40	9.36	34.30	99.66	109.12	---	---	Peak
5725.020	34.67	9.42	34.32	50.53	60.30	68.20	7.90	Peak
5725.570	34.67	9.42	34.32	52.51	62.28	68.20	5.92	Peak

Remark: The "@" means fundamental frequency, it is ignored in this section.

This test report may be reproduced in full only. The document may only be updated by Audix Technology Corp. personnel. Any changes will be noted in the Document History section of the report.

Audix Technology Corp.
No. 491, Zhongfu Rd., Linkou Dist.,
New Taipei City244, Taiwan

Tel: +886 2 26099301
Fax: +886 2 26099303

Mode	802.11ax-HE40	U-NII Band	2C
		Frequency	TX 5710MHz

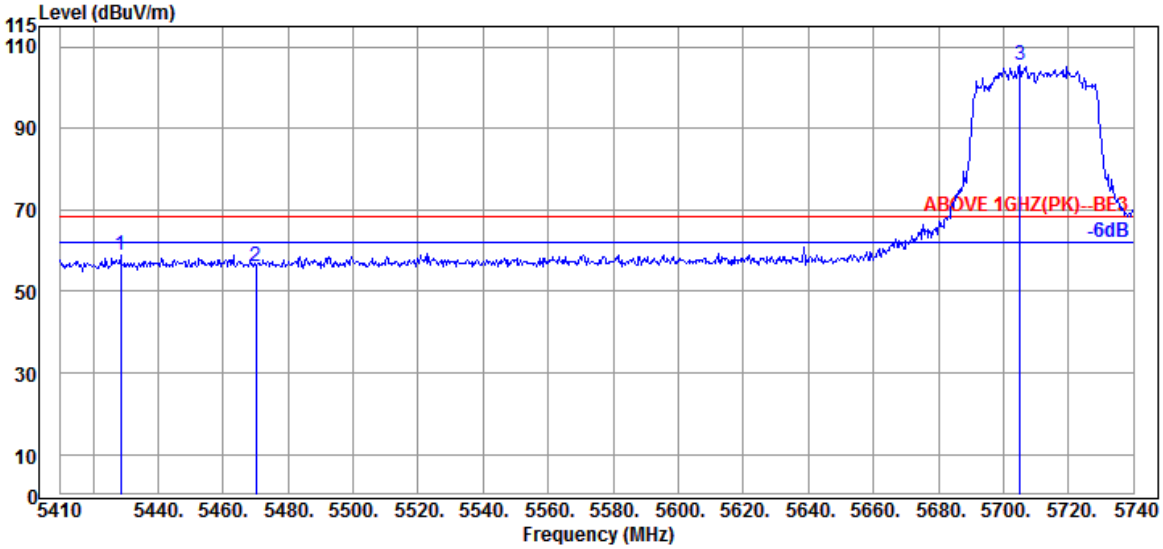

Antenna at Horizontal Polarization

Emission Frequency (MHz)	Antenna Factor (dB/m)	Cable Loss (dB)	Preamp Gain (dB)	Read Level (dBμV)	Emission Level (dBμV/m)	Limits (dBμV/m)	Margin (dB)	Detector
5428.480	34.60	9.15	34.25	49.23	58.73	68.20	9.47	Peak
5470.060	34.47	9.20	34.24	46.51	55.94	68.20	12.26	Peak
@ 5705.020	34.40	9.40	34.32	96.04	105.52	---	---	Peak

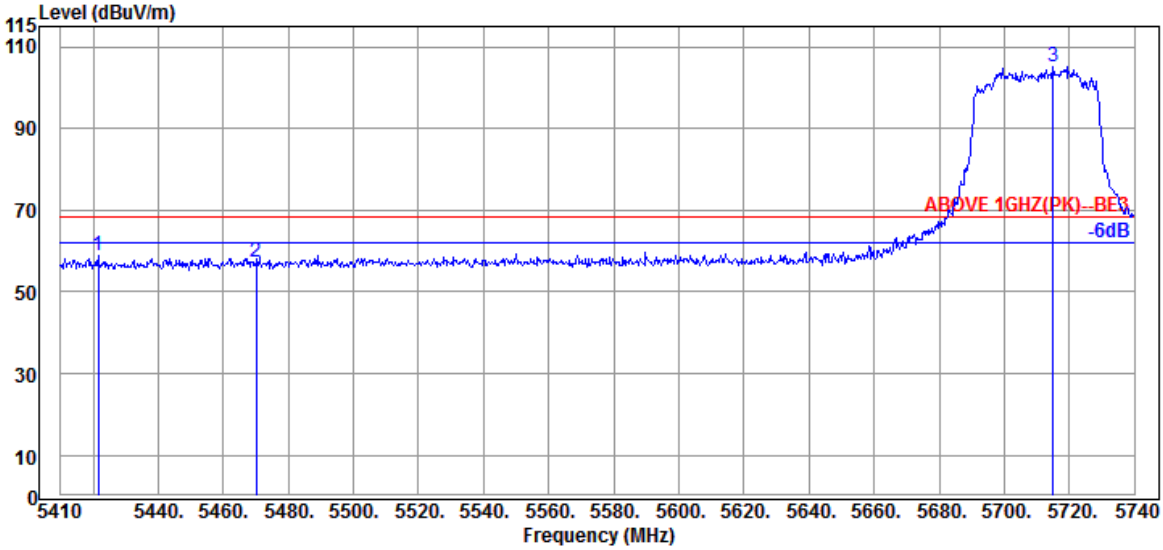

Antenna at Vertical Polarization

Emission Frequency (MHz)	Antenna Factor (dB/m)	Cable Loss (dB)	Preamp Gain (dB)	Read Level (dBμV)	Emission Level (dBμV/m)	Limits (dBμV/m)	Margin (dB)	Detector
5421.550	34.60	9.15	34.26	49.54	59.03	68.20	9.17	Peak
5470.060	34.47	9.20	34.24	47.69	57.12	68.20	11.08	Peak
@ 5714.920	34.53	9.40	34.32	95.66	105.27	---	---	Peak

Remark: The "@" means fundamental frequency, it is ignored in this section.

This test report may be reproduced in full only. The document may only be updated by Audix Technology Corp. personnel. Any changes will be noted in the Document History section of the report.

Audix Technology Corp.
No. 491, Zhongfu Rd., Linkou Dist.,
New Taipei City244, Taiwan

Tel: +886 2 26099301
Fax: +886 2 26099303

Mode	802.11ax-HE40	U-NII Band	2C
		Frequency	TX 5710MHz

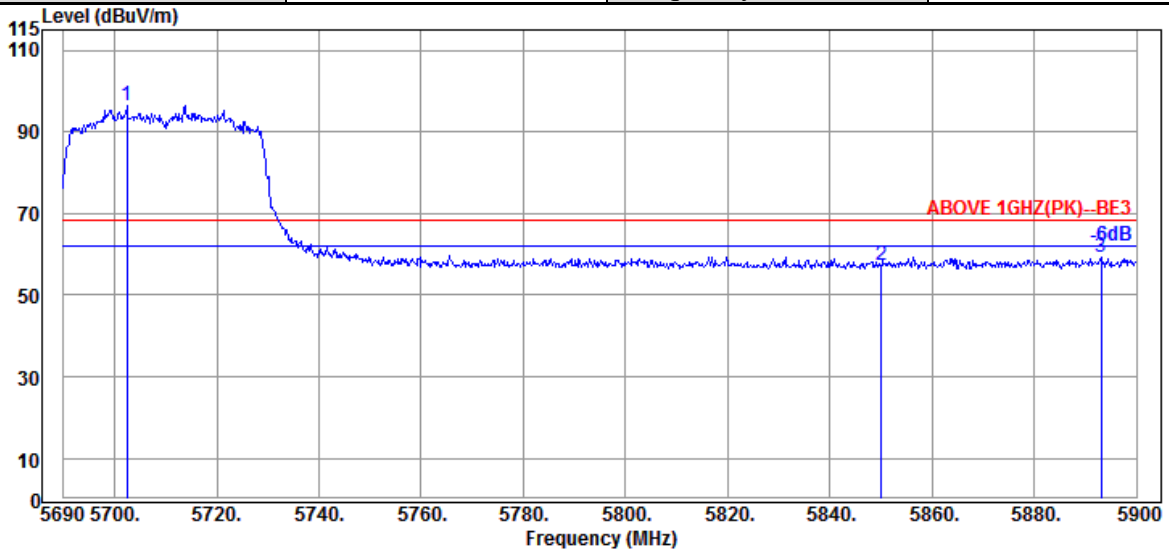

Antenna at Horizontal Polarization

Emission Frequency (MHz)	Antenna Factor (dB/m)	Cable Loss (dB)	Preamp Gain (dB)	Read Level (dBμV)	Emission Level (dBμV/m)	Limits (dBμV/m)	Margin (dB)	Detector
@ 5702.390	34.40	9.40	34.31	86.98	96.47	---	---	Peak
5850.020	35.10	9.52	34.38	46.93	57.17	68.20	11.03	Peak
5893.070	35.40	9.56	34.40	48.79	59.35	68.20	8.85	Peak

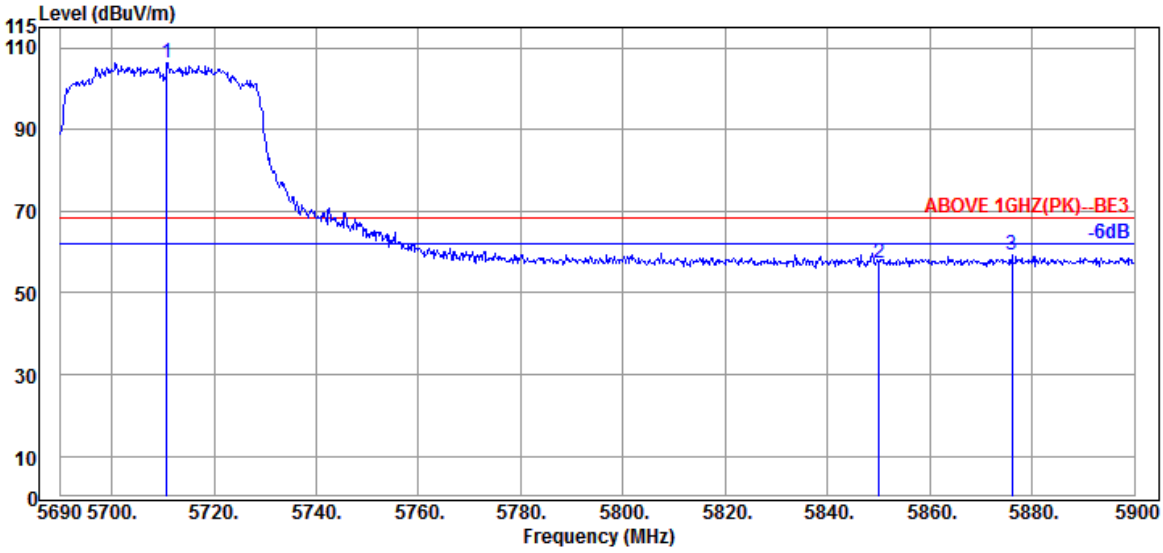

Antenna at Vertical Polarization

Emission Frequency (MHz)	Antenna Factor (dB/m)	Cable Loss (dB)	Preamp Gain (dB)	Read Level (dBμV)	Emission Level (dBμV/m)	Limits (dBμV/m)	Margin (dB)	Detector
@ 5710.790	34.53	9.40	34.32	96.83	106.44	---	---	Peak
5850.020	35.10	9.52	34.38	47.12	57.36	68.20	10.84	Peak
5876.060	35.30	9.55	34.39	48.95	59.41	68.20	8.79	Peak

Remark: The "@" means fundamental frequency, it is ignored in this section.

This test report may be reproduced in full only. The document may only be updated by Audix Technology Corp. personnel. Any changes will be noted in the Document History section of the report.

Audix Technology Corp.
No. 491, Zhongfu Rd., Linkou Dist.,
New Taipei City244, Taiwan

Tel: +886 2 26099301
Fax: +886 2 26099303

Mode	802.11ax-HE40	U-NII Band	III
		Frequency	TX 5755MHz

Antenna at Horizontal Polarization

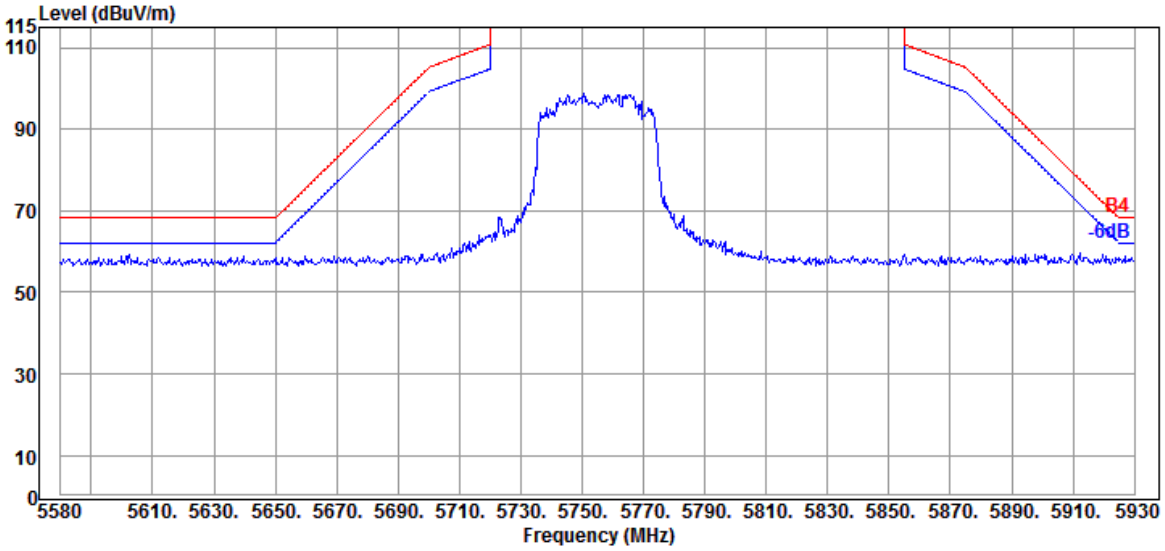

Antenna at Vertical Polarization

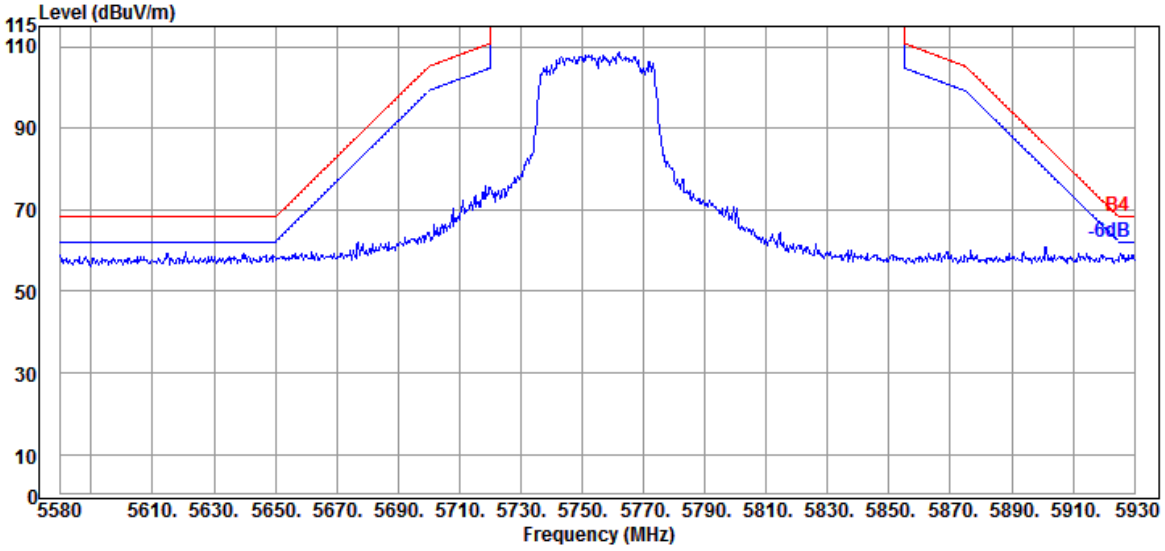

This test report may be reproduced in full only. The document may only be updated by Audix Technology Corp. personnel. Any changes will be noted in the Document History section of the report.

Audix Technology Corp.
No. 491, Zhongfu Rd., Linkou Dist.,
New Taipei City244, Taiwan

Tel: +886 2 26099301
Fax: +886 2 26099303

Mode	802.11ax-HE40	U-NII Band	III
		Frequency	TX 5795MHz

Antenna at Horizontal Polarization

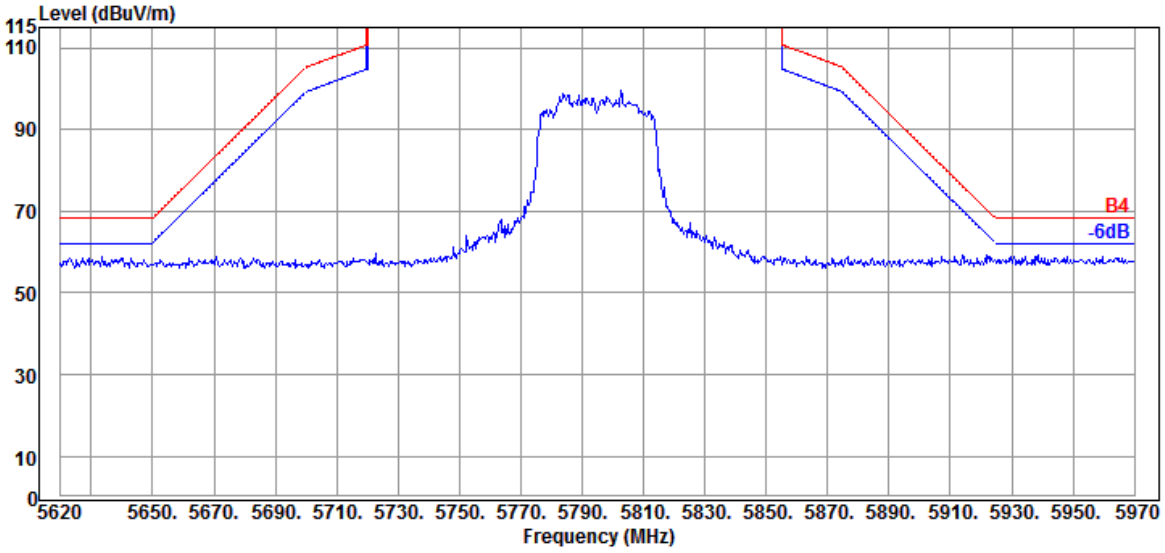

Antenna at Vertical Polarization

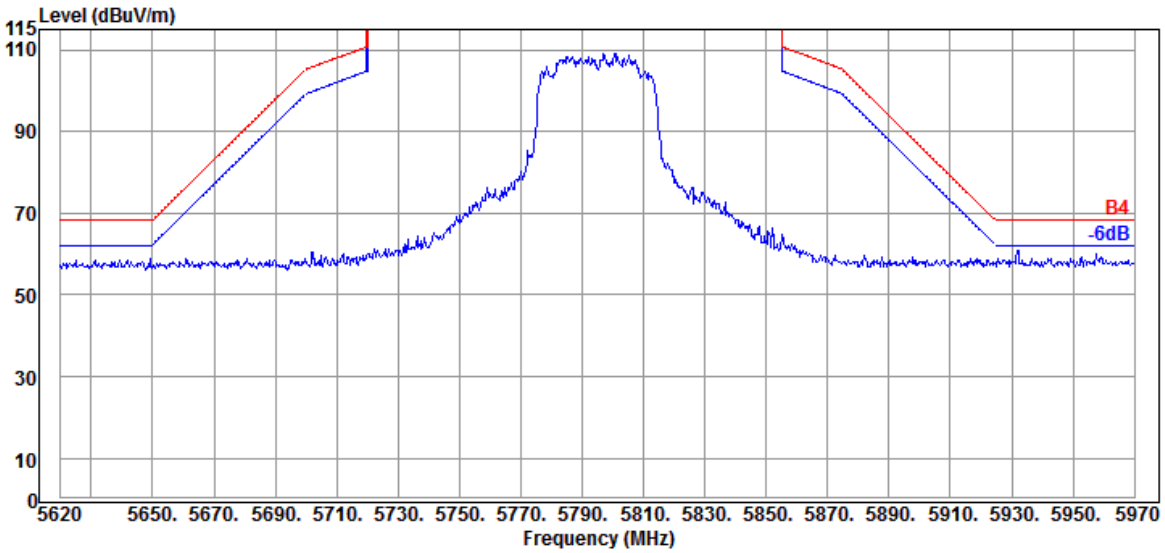

This test report may be reproduced in full only. The document may only be updated by Audix Technology Corp. personnel. Any changes will be noted in the Document History section of the report.

Audix Technology Corp.
No. 491, Zhongfu Rd., Linkou Dist.,
New Taipei City244, Taiwan

Tel: +886 2 26099301
Fax: +886 2 26099303

Mode	802.11ax-HE80	U-NII Band	I
		Frequency	TX 5210MHz

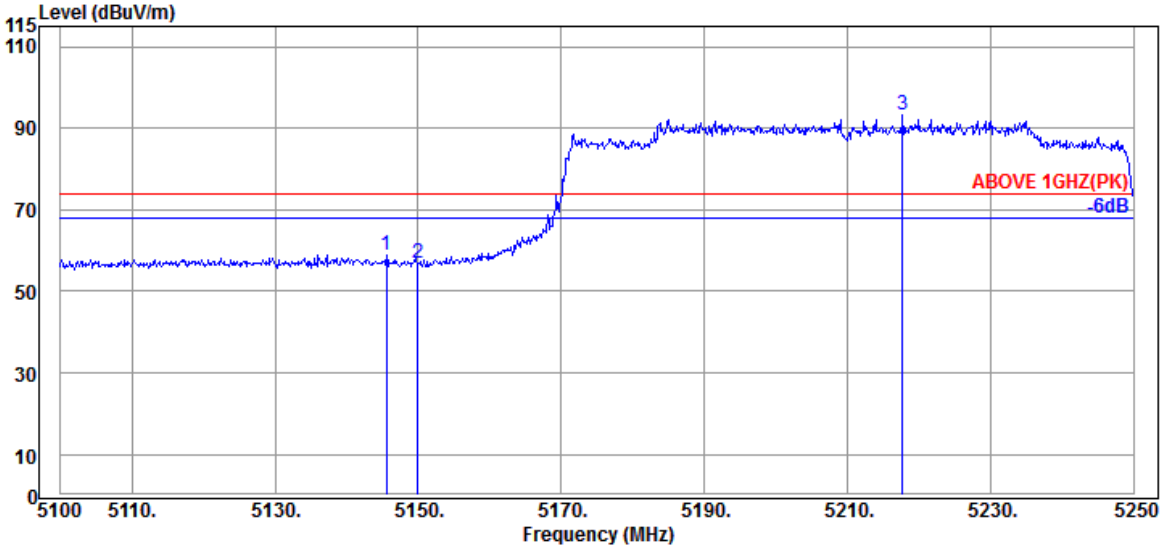

Antenna at Horizontal Polarization

Emission Frequency (MHz)	Antenna Factor (dB/m)	Cable Loss (dB)	Preamp Gain (dB)	Read Level (dBμV)	Emission Level (dBμV/m)	Limits (dBμV/m)	Margin (dB)	Detector
5145.600	34.20	8.92	34.35	50.10	58.87	74.00	15.13	Peak
5149.950	34.20	8.92	34.35	48.28	57.05	74.00	16.95	Peak
@ 5217.750	34.30	8.98	34.33	84.38	93.33	---	---	Peak

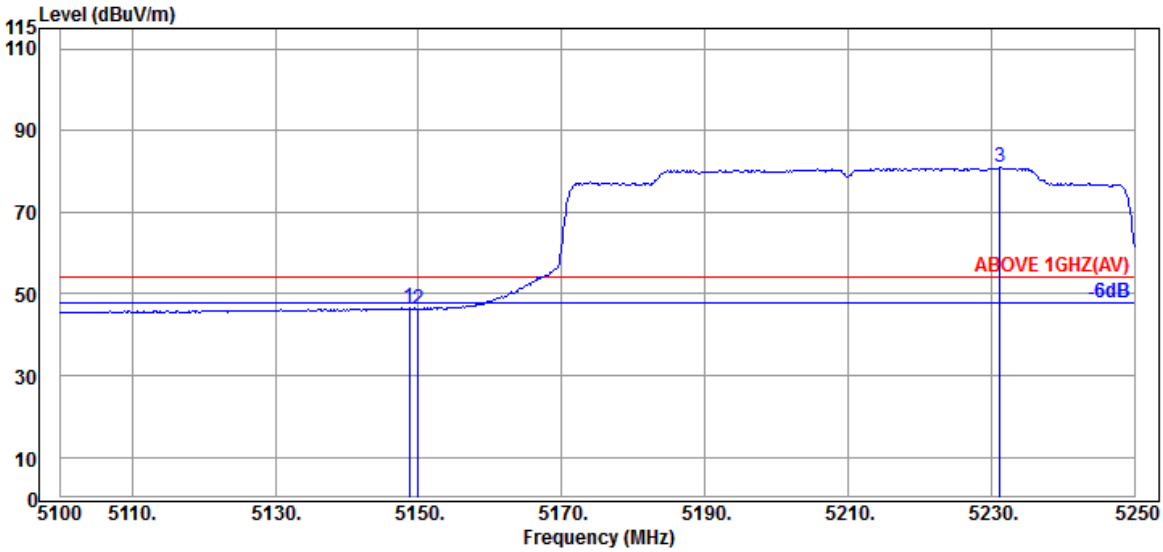

Antenna at Horizontal Polarization

Emission Frequency (MHz)	Antenna Factor (dB/m)	Cable Loss (dB)	Preamp Gain (dB)	Read Level (dBμV)	Emission Level (dBμV/m)	Limits (dBμV/m)	Margin (dB)	Detector
5148.750	34.20	8.92	34.35	37.72	46.49	54.00	7.51	Average
5149.950	34.20	8.92	34.35	37.55	46.32	54.00	7.68	Average
@ 5231.250	34.30	8.99	34.32	71.94	80.91	---	---	Average

Remark: The "@" means fundamental frequency, it is ignored in this section.

This test report may be reproduced in full only. The document may only be updated by Audix Technology Corp. personnel. Any changes will be noted in the Document History section of the report.

Audix Technology Corp.
No. 491, Zhongfu Rd., Linkou Dist.,
New Taipei City244, Taiwan

Tel: +886 2 26099301
Fax: +886 2 26099303

Mode	802.11ax-HE80	U-NII Band	I
		Frequency	TX 5210MHz

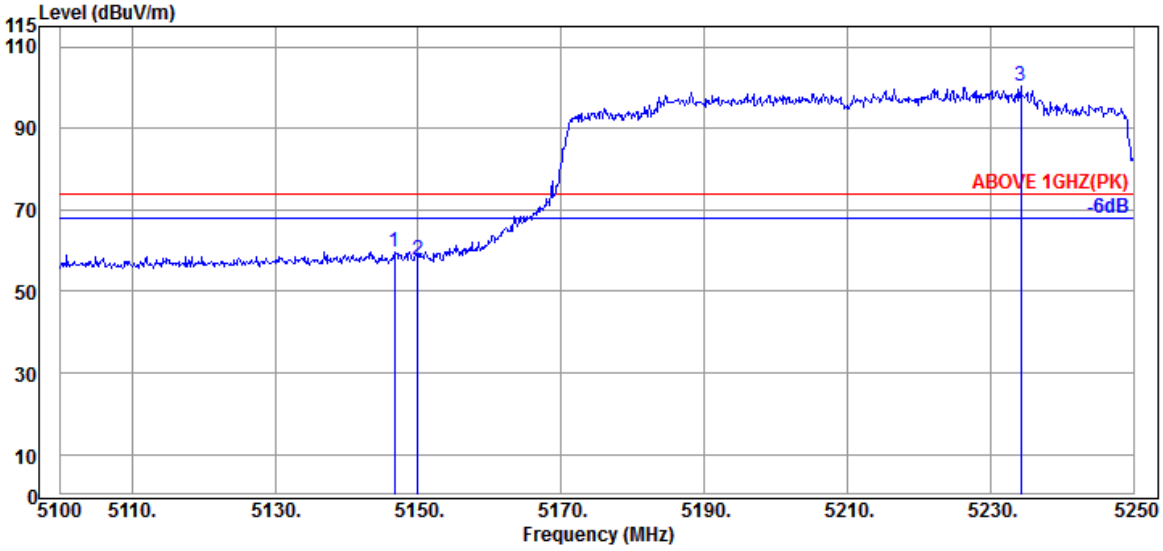

Antenna at Vertical Polarization

Emission Frequency (MHz)	Antenna Factor (dB/m)	Cable Loss (dB)	Preamp Gain (dB)	Read Level (dBμV)	Emission Level (dBμV/m)	Limits (dBμV/m)	Margin (dB)	Detector
5146.650	34.20	8.92	34.35	51.07	59.84	74.00	14.16	Peak
5149.950	34.20	8.92	34.35	48.75	57.52	74.00	16.48	Peak
@ 5234.250	34.35	8.99	34.32	91.49	100.51	---	---	Peak

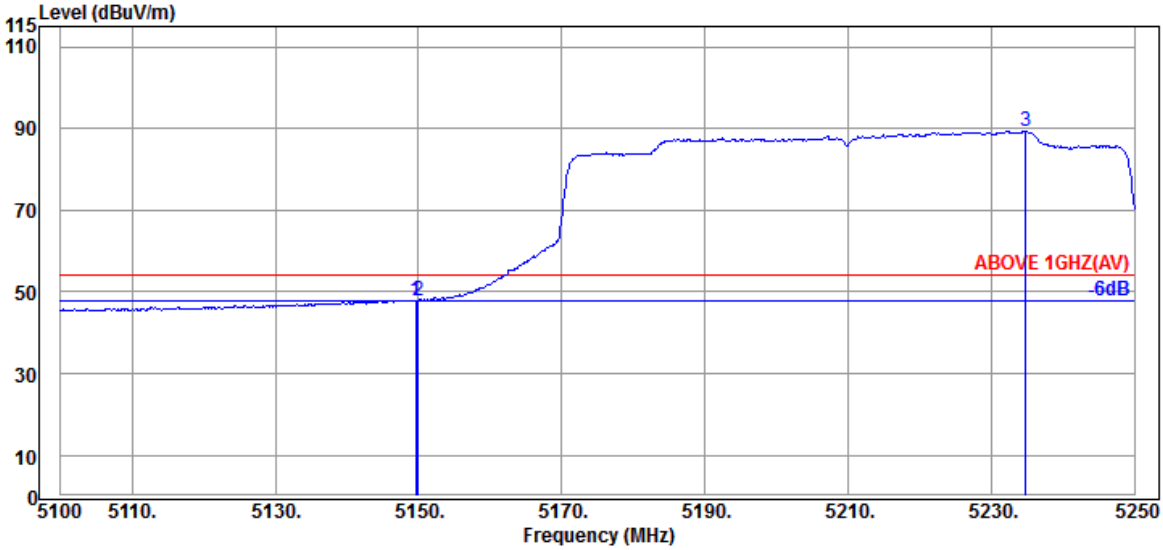

Antenna at Vertical Polarization

Emission Frequency (MHz)	Antenna Factor (dB/m)	Cable Loss (dB)	Preamp Gain (dB)	Read Level (dBμV)	Emission Level (dBμV/m)	Limits (dBμV/m)	Margin (dB)	Detector
5149.650	34.20	8.92	34.35	39.17	47.94	54.00	6.06	Average
5149.950	34.20	8.92	34.35	39.04	47.81	54.00	6.19	Average
@ 5234.850	34.35	8.99	34.32	80.32	89.34	---	---	Average

Remark: The "@" means fundamental frequency, it is ignored in this section.

This test report may be reproduced in full only. The document may only be updated by Audix Technology Corp. personnel. Any changes will be noted in the Document History section of the report.

Audix Technology Corp.
No. 491, Zhongfu Rd., Linkou Dist.,
New Taipei City244, Taiwan

Tel: +886 2 26099301
Fax: +886 2 26099303

Mode	802.11ax-HE80	U-NII Band	2A
		Frequency	TX 5290MHz

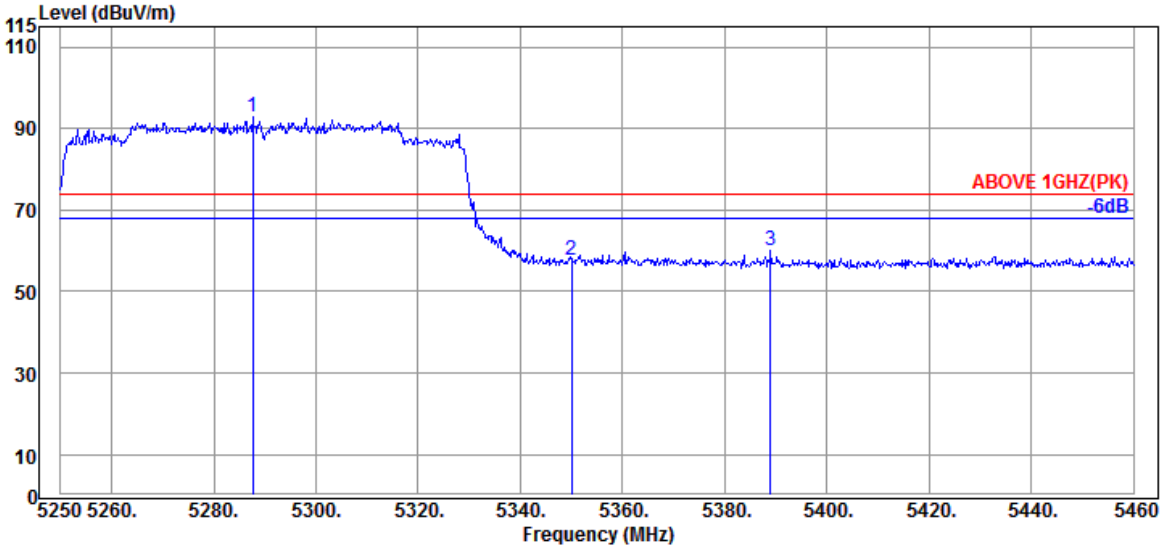

Antenna at Horizontal Polarization

Emission Frequency (MHz)	Antenna Factor (dB/m)	Cable Loss (dB)	Preamp Gain (dB)	Read Level (dBμV)	Emission Level (dBμV/m)	Limits (dBμV/m)	Margin (dB)	Detector
@ 5287.590	34.47	9.04	34.30	83.69	92.90	---	---	Peak
5349.960	34.60	9.10	34.27	48.39	57.82	74.00	16.18	Peak
5389.020	34.70	9.13	34.27	50.56	60.12	74.00	13.88	Peak

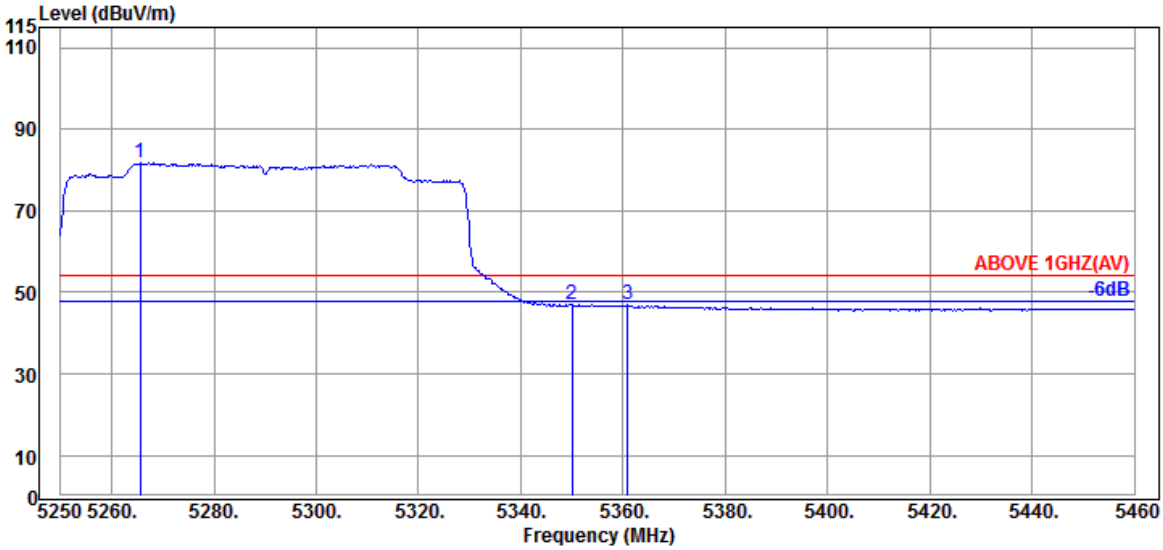

Antenna at Horizontal Polarization

Emission Frequency (MHz)	Antenna Factor (dB/m)	Cable Loss (dB)	Preamp Gain (dB)	Read Level (dBμV)	Emission Level (dBμV/m)	Limits (dBμV/m)	Margin (dB)	Detector
@ 5265.540	34.43	9.02	34.31	72.58	81.72	---	---	Average
5349.960	34.60	9.10	34.27	37.54	46.97	54.00	7.03	Average
5350.800	33.50	9.10	31.63	35.55	46.52	54.00	7.48	Average

Remark: The "@" means fundamental frequency, it is ignored in this section.

This test report may be reproduced in full only. The document may only be updated by Audix Technology Corp. personnel. Any changes will be noted in the Document History section of the report.

Audix Technology Corp.
No. 491, Zhongfu Rd., Linkou Dist.,
New Taipei City244, Taiwan

Tel: +886 2 26099301
Fax: +886 2 26099303

Mode	802.11ax-HE80	U-NII Band	2A
		Frequency	TX 5290MHz

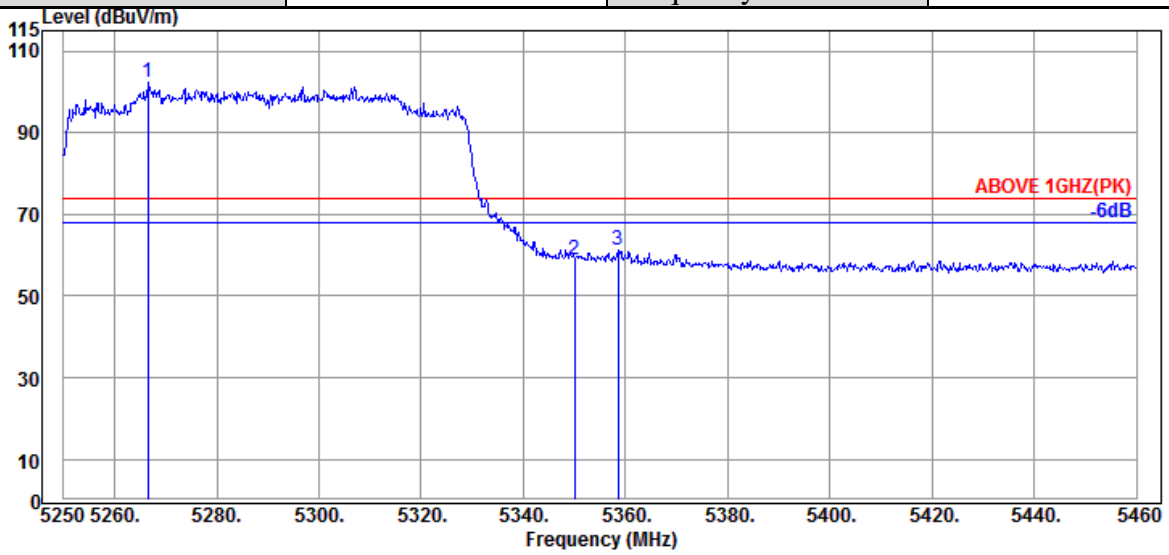

Antenna at Vertical Polarization

Emission Frequency (MHz)	Antenna Factor (dB/m)	Cable Loss (dB)	Preamp Gain (dB)	Read Level (dBμV)	Emission Level (dBμV/m)	Limits (dBμV/m)	Margin (dB)	Detector
@ 5266.590	34.43	9.02	34.31	93.27	102.41	---	---	Peak
5349.960	34.60	9.10	34.27	49.41	58.84	74.00	15.16	Peak
5358.570	34.63	9.10	34.27	51.60	61.06	74.00	12.94	Peak

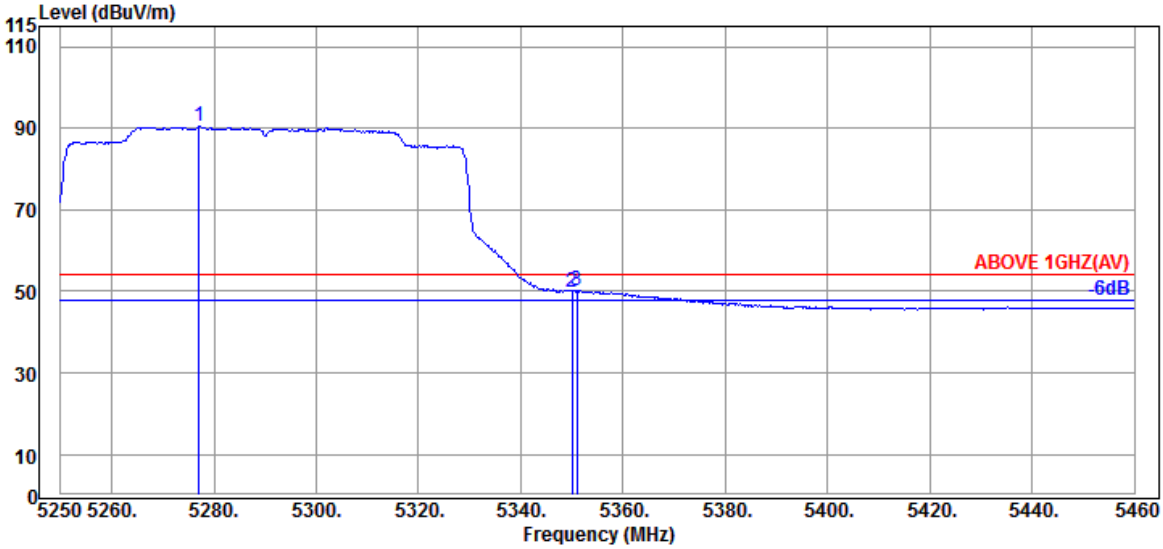

Antenna at Vertical Polarization

Emission Frequency (MHz)	Antenna Factor (dB/m)	Cable Loss (dB)	Preamp Gain (dB)	Read Level (dBμV)	Emission Level (dBμV/m)	Limits (dBμV/m)	Margin (dB)	Detector
@ 5277.090	34.43	9.04	34.30	81.23	90.40	---	---	Average
5349.960	34.60	9.10	34.27	40.49	49.92	54.00	4.08	Average
5351.010	34.60	9.10	34.27	40.79	50.22	54.00	3.78	Average

Remark: The "@" means fundamental frequency, it is ignored in this section.

This test report may be reproduced in full only. The document may only be updated by Audix Technology Corp. personnel. Any changes will be noted in the Document History section of the report.

Audix Technology Corp.
No. 491, Zhongfu Rd., Linkou Dist.,
New Taipei City244, Taiwan

Tel: +886 2 26099301
Fax: +886 2 26099303

Mode	802.11ax-HE80	U-NII Band	2C
		Frequency	TX 5530MHz

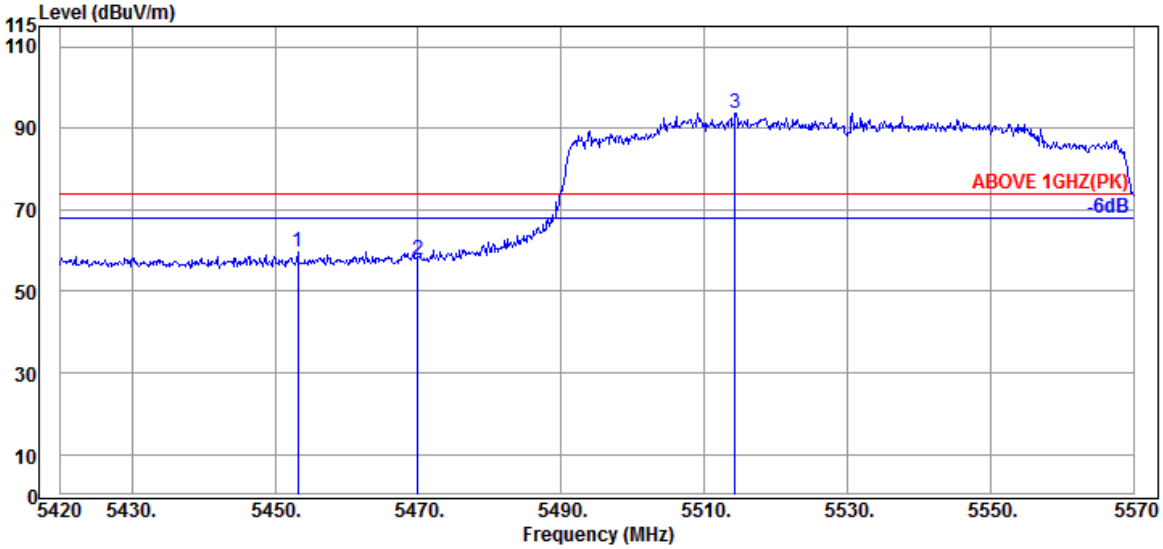

Antenna at Horizontal Polarization

Emission Frequency (MHz)	Antenna Factor (dB/m)	Cable Loss (dB)	Preamp Gain (dB)	Read Level (dBμV)	Emission Level (dBμV/m)	Limits (dBμV/m)	Margin (dB)	Detector
5453.150	34.50	9.18	34.24	50.21	59.65	74.00	14.35	Peak
5469.950	34.47	9.20	34.24	48.39	57.82	74.00	16.18	Peak
@ 5514.350	34.37	9.24	34.24	84.47	93.84	---	---	Peak

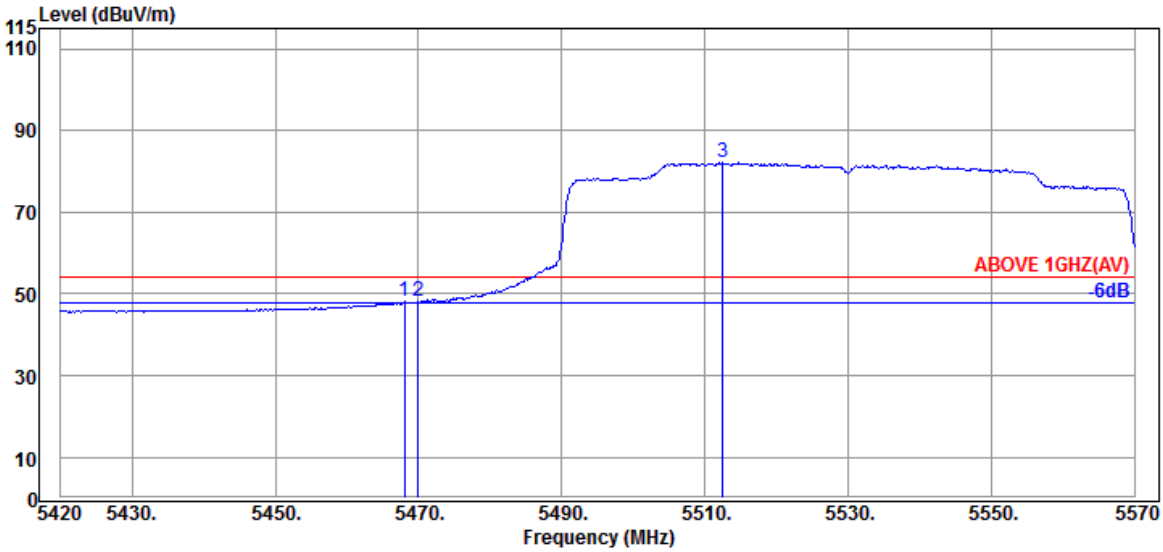

Antenna at Horizontal Polarization

Emission Frequency (MHz)	Antenna Factor (dB/m)	Cable Loss (dB)	Preamp Gain (dB)	Read Level (dBμV)	Emission Level (dBμV/m)	Limits (dBμV/m)	Margin (dB)	Detector
5468.000	34.47	9.20	34.24	38.64	48.07	54.00	5.93	Average
5469.950	34.47	9.20	34.24	38.65	48.08	54.00	5.92	Average
@ 5512.550	34.37	9.23	34.24	72.79	82.15	---	---	Average

Remark: The "@" means fundamental frequency, it is ignored in this section.

This test report may be reproduced in full only. The document may only be updated by Audix Technology Corp. personnel. Any changes will be noted in the Document History section of the report.

Audix Technology Corp.
No. 491, Zhongfu Rd., Linkou Dist.,
New Taipei City244, Taiwan

Tel: +886 2 26099301
Fax: +886 2 26099303

Mode	802.11ax-HE80	U-NII Band	2C
		Frequency	TX 5530MHz

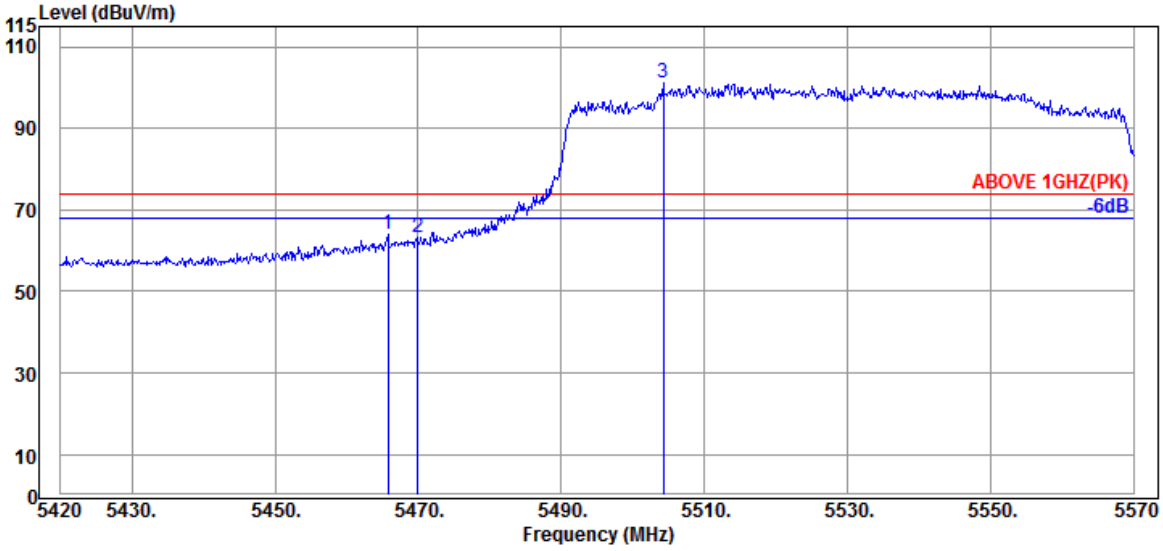

Antenna at Vertical Polarization

Emission Frequency (MHz)	Antenna Factor (dB/m)	Cable Loss (dB)	Preamp Gain (dB)	Read Level (dBμV)	Emission Level (dBμV/m)	Limits (dBμV/m)	Margin (dB)	Detector
5465.750	34.47	9.20	34.24	54.78	64.21	74.00	9.79	Peak
5469.950	34.47	9.20	34.24	53.63	63.06	74.00	10.94	Peak
@ 5504.300	34.40	9.23	34.24	91.87	101.26	---	---	Peak

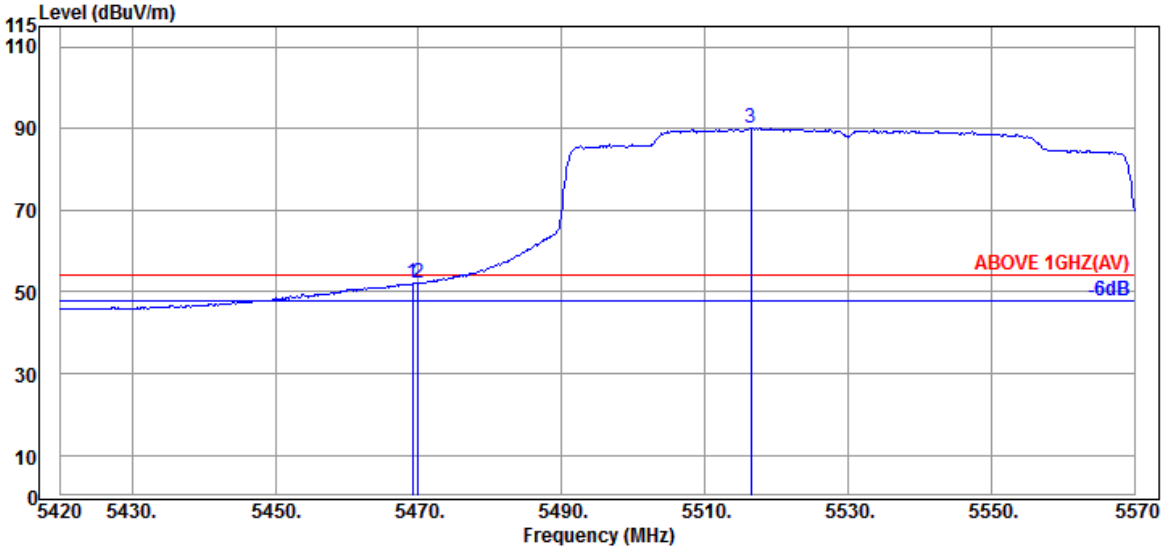

Antenna at Vertical Polarization

Emission Frequency (MHz)	Antenna Factor (dB/m)	Cable Loss (dB)	Preamp Gain (dB)	Read Level (dBμV)	Emission Level (dBμV/m)	Limits (dBμV/m)	Margin (dB)	Detector
5469.200	34.47	9.20	34.24	42.82	52.25	54.00	1.75	Average
5469.950	34.47	9.20	34.24	42.83	52.26	54.00	1.74	Average
@ 5516.450	34.37	9.24	34.24	80.67	90.04	---	---	Average

Remark: The "@" means fundamental frequency, it is ignored in this section.

This test report may be reproduced in full only. The document may only be updated by Audix Technology Corp. personnel. Any changes will be noted in the Document History section of the report.

Audix Technology Corp.
No. 491, Zhongfu Rd., Linkou Dist.,
New Taipei City244, Taiwan

Tel: +886 2 26099301
Fax: +886 2 26099303

Mode	802.11ax-HE80	U-NII Band	2C
		Frequency	TX 5610MHz

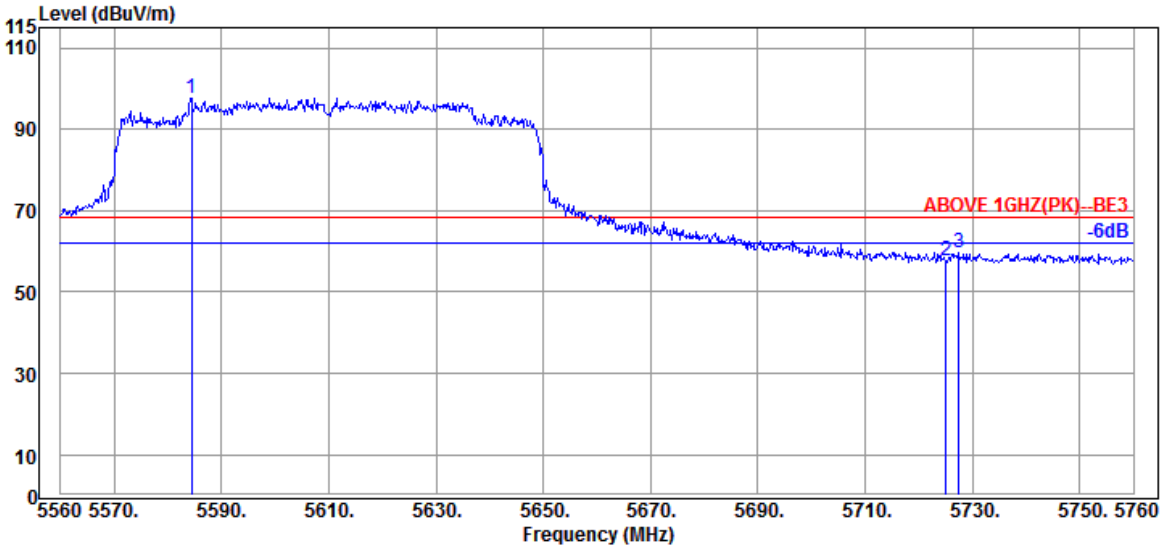

Antenna at Horizontal Polarization

Emission Frequency (MHz)	Antenna Factor (dB/m)	Cable Loss (dB)	Preamp Gain (dB)	Read Level (dBμV)	Emission Level (dBμV/m)	Limits (dBμV/m)	Margin (dB)	Detector
@ 5584.400	34.37	9.30	34.27	88.28	97.68	---	---	Peak
5725.000	34.67	9.42	34.32	47.94	57.71	68.20	10.49	Peak
5727.400	34.67	9.42	34.32	49.84	59.61	68.20	8.59	Peak

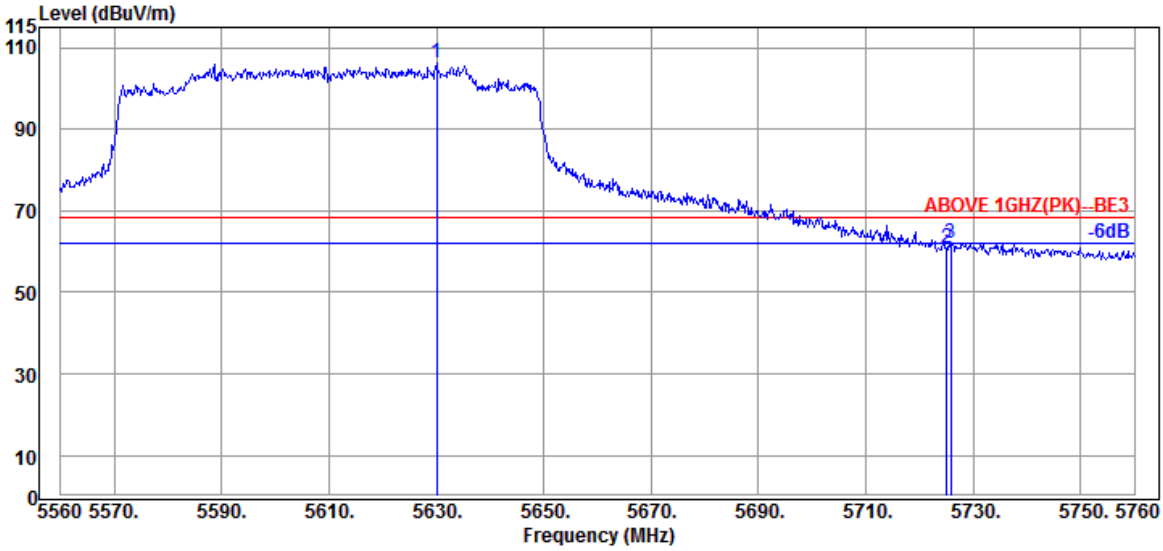

Antenna at Vertical Polarization

Emission Frequency (MHz)	Antenna Factor (dB/m)	Cable Loss (dB)	Preamp Gain (dB)	Read Level (dBμV)	Emission Level (dBμV/m)	Limits (dBμV/m)	Margin (dB)	Detector
@ 5630.000	34.40	9.33	34.29	96.98	106.42	---	---	Peak
5725.000	34.67	9.42	34.32	50.90	60.67	68.20	7.53	Peak
5725.800	34.67	9.42	34.32	52.45	62.22	68.20	5.98	Peak

Remark: The "@" means fundamental frequency, it is ignored in this section.

This test report may be reproduced in full only. The document may only be updated by Audix Technology Corp. personnel. Any changes will be noted in the Document History section of the report.

Audix Technology Corp.
No. 491, Zhongfu Rd., Linkou Dist.,
New Taipei City244, Taiwan

Tel: +886 2 26099301
Fax: +886 2 26099303

Mode	802.11ax-HE80	U-NII Band	2C
		Frequency	TX 5690MHz

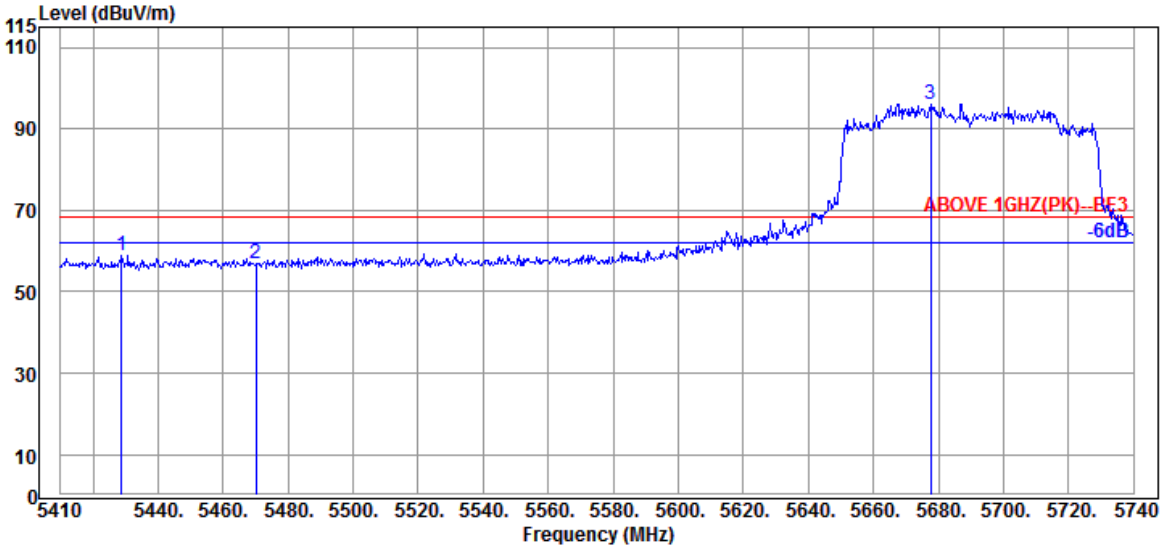

Antenna at Horizontal Polarization

Emission Frequency (MHz)	Antenna Factor (dB/m)	Cable Loss (dB)	Preamp Gain (dB)	Read Level (dBμV)	Emission Level (dBμV/m)	Limits (dBμV/m)	Margin (dB)	Detector
5428.810	34.60	9.17	34.25	49.30	58.82	68.20	9.38	Peak
5470.060	34.47	9.20	34.24	47.37	56.80	68.20	11.40	Peak
@ 5677.630	34.40	9.37	34.30	86.73	96.20	---	---	Peak

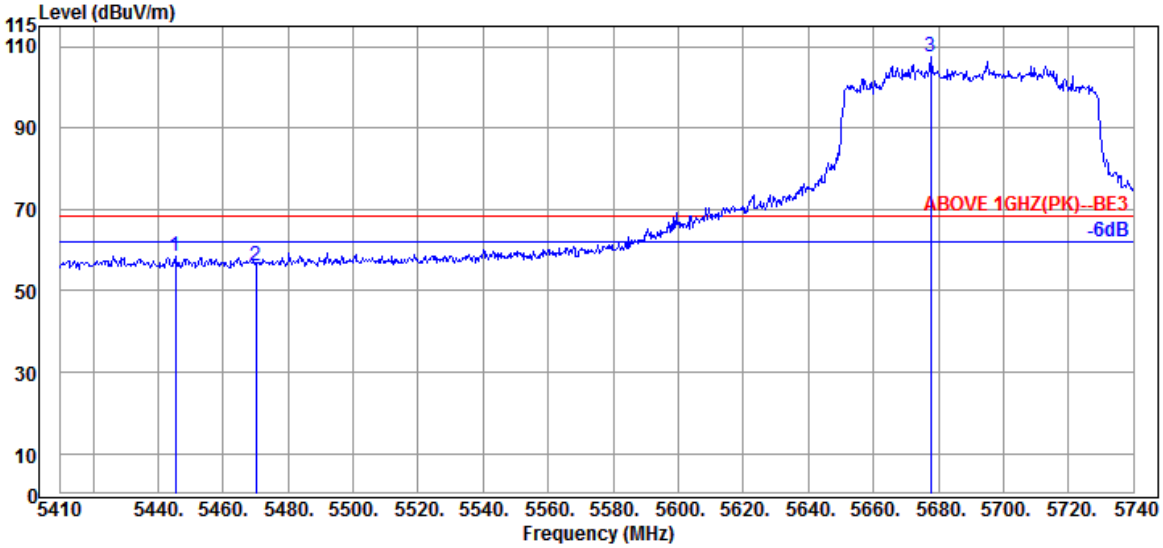

Antenna at Vertical Polarization

Emission Frequency (MHz)	Antenna Factor (dB/m)	Cable Loss (dB)	Preamp Gain (dB)	Read Level (dBμV)	Emission Level (dBμV/m)	Limits (dBμV/m)	Margin (dB)	Detector
5445.310	34.55	9.17	34.25	49.11	58.58	68.20	9.62	Peak
5470.060	34.47	9.20	34.24	46.66	56.09	68.20	12.11	Peak
@ 5677.630	34.40	9.37	34.30	98.16	107.63	---	---	Peak

Remark: The "@" means fundamental frequency, it is ignored in this section.

This test report may be reproduced in full only. The document may only be updated by Audix Technology Corp. personnel. Any changes will be noted in the Document History section of the report.

Audix Technology Corp.
No. 491, Zhongfu Rd., Linkou Dist.,
New Taipei City244, Taiwan

Tel: +886 2 26099301
Fax: +886 2 26099303

Mode	802.11ax-HE80	U-NII Band	2C
		Frequency	TX 5690MHz

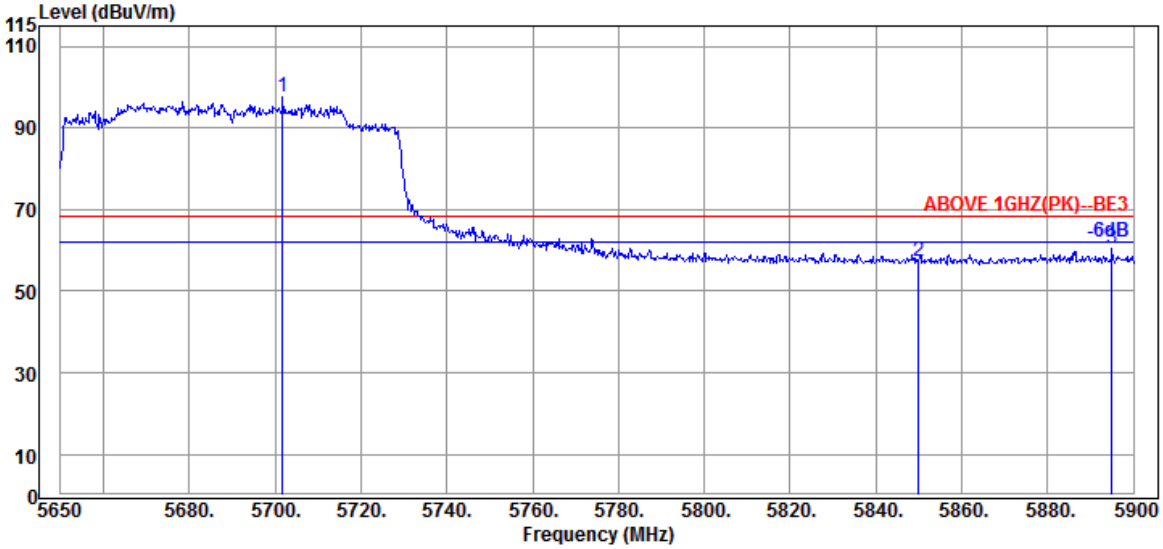

Antenna at Horizontal Polarization

Emission Frequency (MHz)	Antenna Factor (dB/m)	Cable Loss (dB)	Preamp Gain (dB)	Read Level (dBμV)	Emission Level (dBμV/m)	Limits (dBμV/m)	Margin (dB)	Detector
@ 5701.750	34.40	9.40	34.31	88.00	97.49	---	---	Peak
5850.000	35.10	9.52	34.38	46.88	57.12	68.20	11.08	Peak
5895.000	35.40	9.56	34.40	50.01	60.57	68.20	7.63	Peak

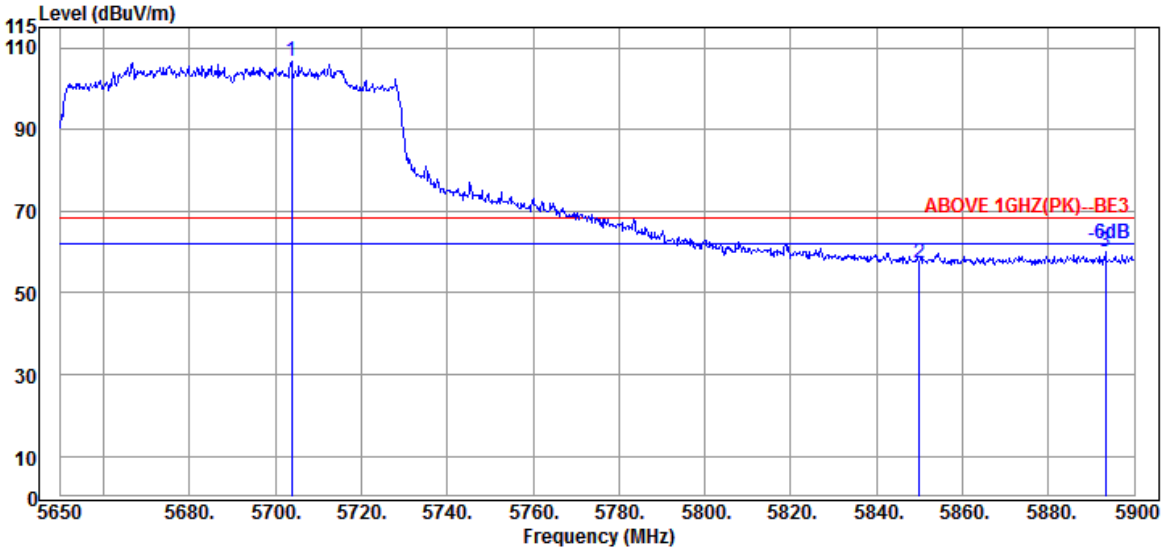

Antenna at Vertical Polarization

Emission Frequency (MHz)	Antenna Factor (dB/m)	Cable Loss (dB)	Preamp Gain (dB)	Read Level (dBμV)	Emission Level (dBμV/m)	Limits (dBμV/m)	Margin (dB)	Detector
@ 5703.750	34.40	9.40	34.31	97.38	106.87	---	---	Peak
5850.000	35.10	9.52	34.38	46.97	57.21	68.20	10.99	Peak
5893.250	35.40	9.56	34.40	49.40	59.96	68.20	8.24	Peak

Remark: The "@" means fundamental frequency, it is ignored in this section.

This test report may be reproduced in full only. The document may only be updated by Audix Technology Corp. personnel. Any changes will be noted in the Document History section of the report.

Audix Technology Corp.
No. 491, Zhongfu Rd., Linkou Dist.,
New Taipei City244, Taiwan

Tel: +886 2 26099301
Fax: +886 2 26099303

Mode	802.11ac-HE80	U-NII Band	III
		Frequency	TX 5775MHz

Antenna at Horizontal Polarization

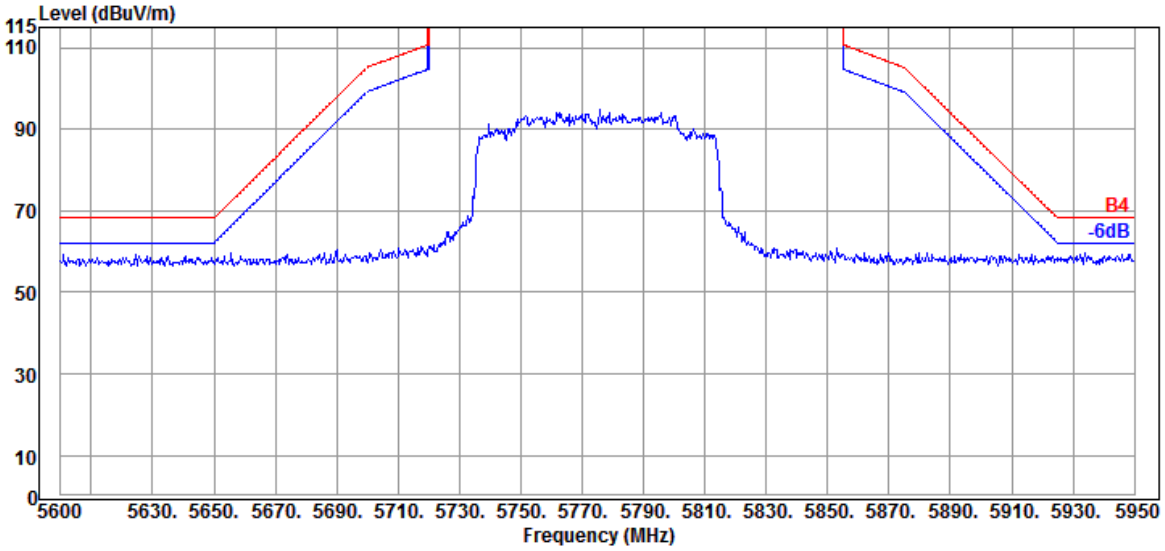

Antenna at Vertical Polarization

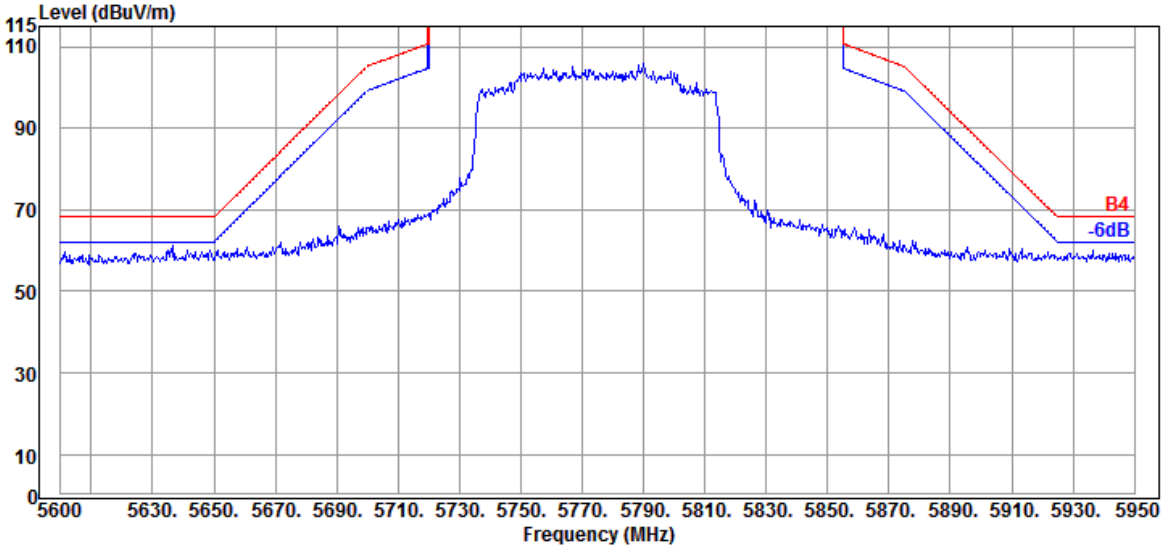

This test report may be reproduced in full only. The document may only be updated by Audix Technology Corp. personnel. Any changes will be noted in the Document History section of the report.

Audix Technology Corp.
No. 491, Zhongfu Rd., Linkou Dist.,
New Taipei City244, Taiwan

Tel: +886 2 26099301
Fax: +886 2 26099303

Mode	802.11ax-HE160	U-NII Band	I & 2A
		Frequency	TX 5250MHz

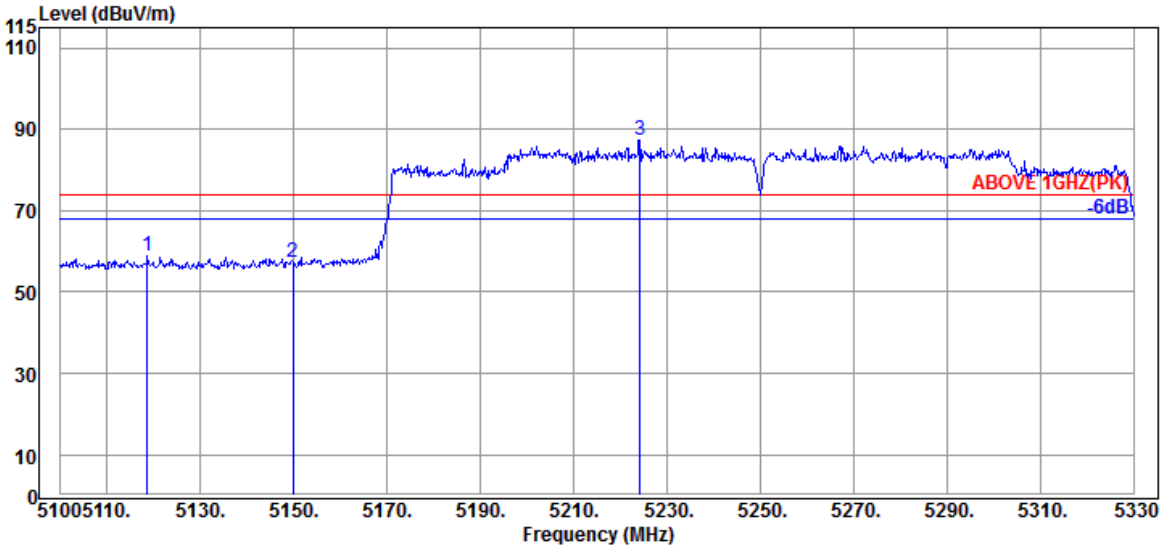

Antenna at Horizontal Polarization

	Emission Frequency (MHz)	Antenna Factor (dB/m)	Cable Loss (dB)	Preamp Gain (dB)	Read Level (dBμV)	Emission Level (dBμV/m)	Limits (dBμV/m)	Margin (dB)	Detector
	5118.630	34.13	8.89	34.36	50.11	58.77	74.00	15.23	Peak
	5149.910	34.20	8.92	34.35	48.39	57.16	74.00	16.84	Peak
@	5224.200	34.30	8.98	34.32	78.45	87.41	---	---	Peak

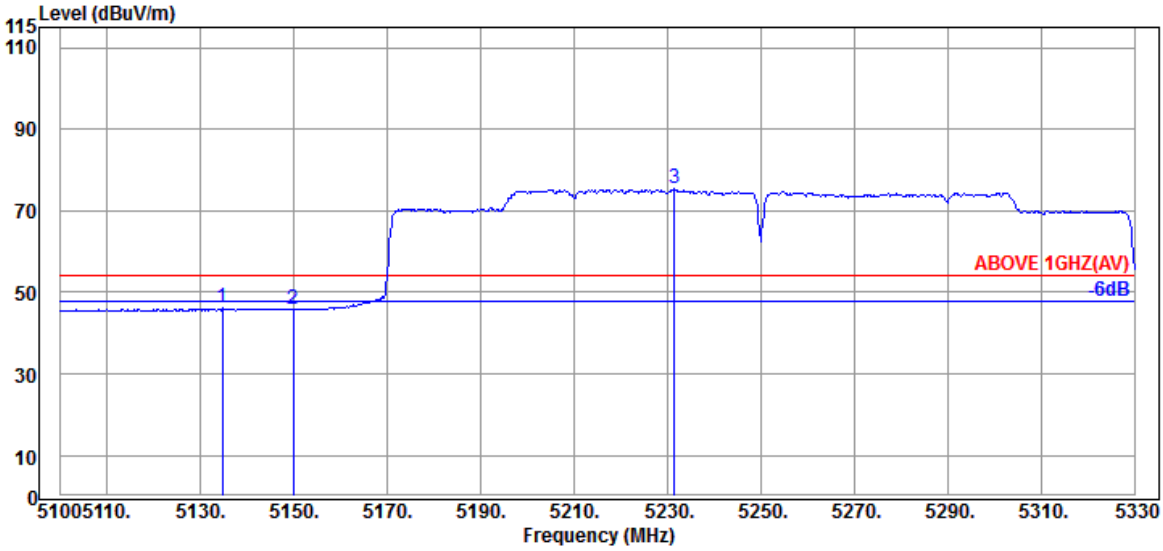

Antenna at Horizontal Polarization

	Emission Frequency (MHz)	Antenna Factor (dB/m)	Cable Loss (dB)	Preamp Gain (dB)	Read Level (dBμV)	Emission Level (dBμV/m)	Limits (dBμV/m)	Margin (dB)	Detector
	5134.730	34.17	8.91	34.36	37.35	46.07	54.00	7.93	Average
	5149.910	34.20	8.92	34.35	37.08	45.85	54.00	8.15	Average
@	5231.560	34.30	8.99	34.32	66.36	75.33	---	---	Average

Remark: The "@" means fundamental frequency, it is ignored in this section.

This test report may be reproduced in full only. The document may only be updated by Audix Technology Corp. personnel. Any changes will be noted in the Document History section of the report.

Audix Technology Corp.
No. 491, Zhongfu Rd., Linkou Dist.,
New Taipei City244, Taiwan

Tel: +886 2 26099301
Fax: +886 2 26099303

Mode	802.11ax-HE160	U-NII Band	I & 2A
		Frequency	TX 5250MHz

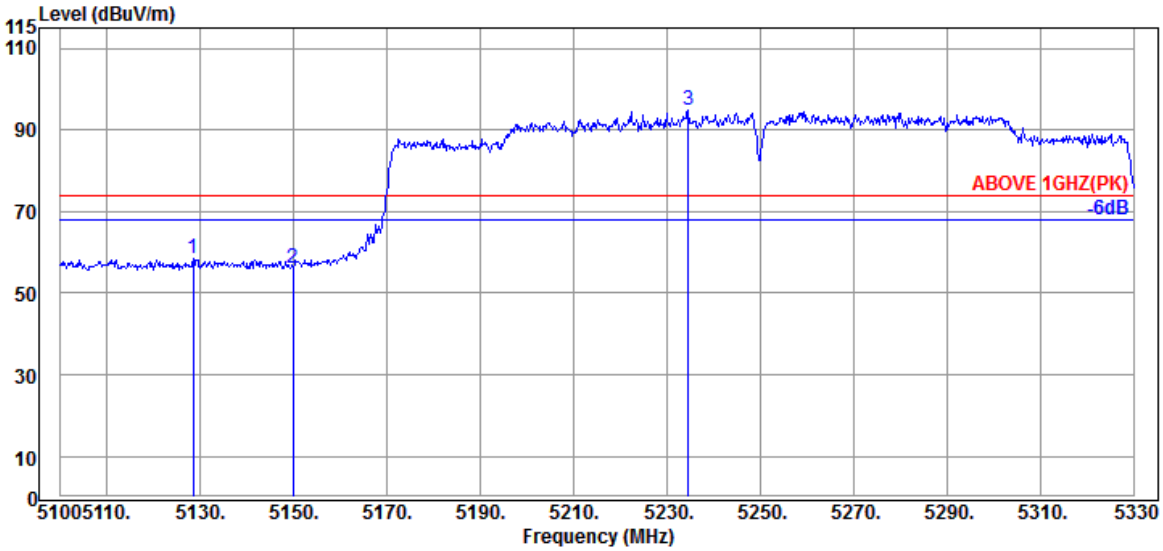

Antenna at Vertical Polarization

Emission Frequency (MHz)	Antenna Factor (dB/m)	Cable Loss (dB)	Preamp Gain (dB)	Read Level (dBμV)	Emission Level (dBμV/m)	Limits (dBμV/m)	Margin (dB)	Detector
5128.520	34.17	8.91	34.36	49.95	58.67	74.00	15.33	Peak
5149.910	34.20	8.92	34.35	47.38	56.15	74.00	17.85	Peak
@ 5234.550	34.35	8.99	34.32	85.89	94.91	---	---	Peak

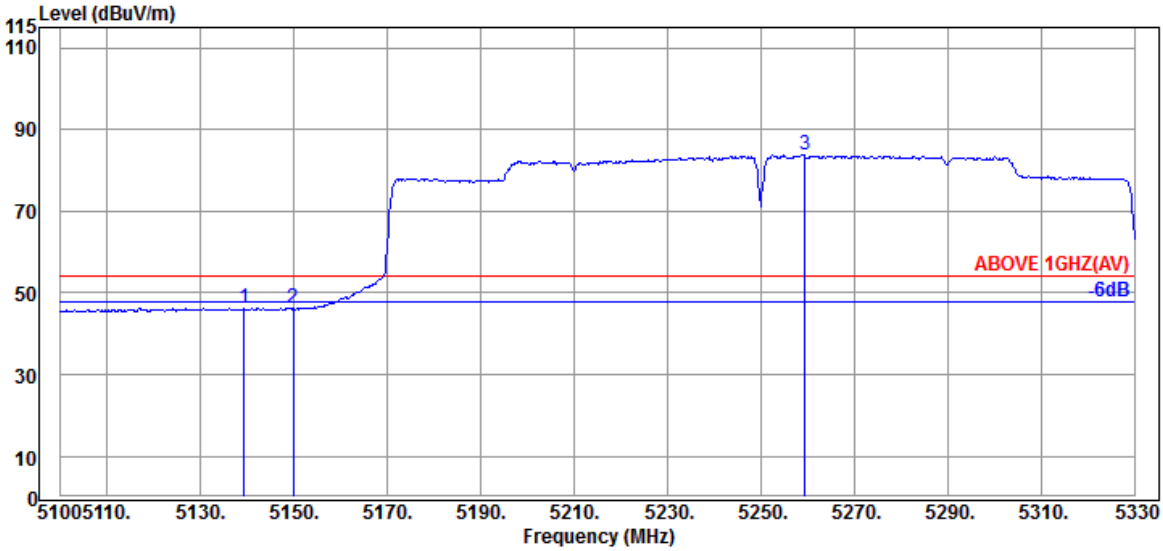

Antenna at Vertical Polarization

Emission Frequency (MHz)	Antenna Factor (dB/m)	Cable Loss (dB)	Preamp Gain (dB)	Read Level (dBμV)	Emission Level (dBμV/m)	Limits (dBμV/m)	Margin (dB)	Detector
5139.330	34.17	8.91	34.36	37.48	46.20	54.00	7.80	Average
5149.910	34.20	8.92	34.35	37.40	46.17	54.00	7.83	Average
@ 5259.390	34.40	9.02	34.31	74.69	83.80	---	---	Average

Remark: The "@" means fundamental frequency, it is ignored in this section.

This test report may be reproduced in full only. The document may only be updated by Audix Technology Corp. personnel. Any changes will be noted in the Document History section of the report.

Audix Technology Corp.
No. 491, Zhongfu Rd., Linkou Dist.,
New Taipei City244, Taiwan

Tel: +886 2 26099301
Fax: +886 2 26099303

Mode	802.11ax-HE160	U-NII Band	I & 2A
		Frequency	TX 5250MHz

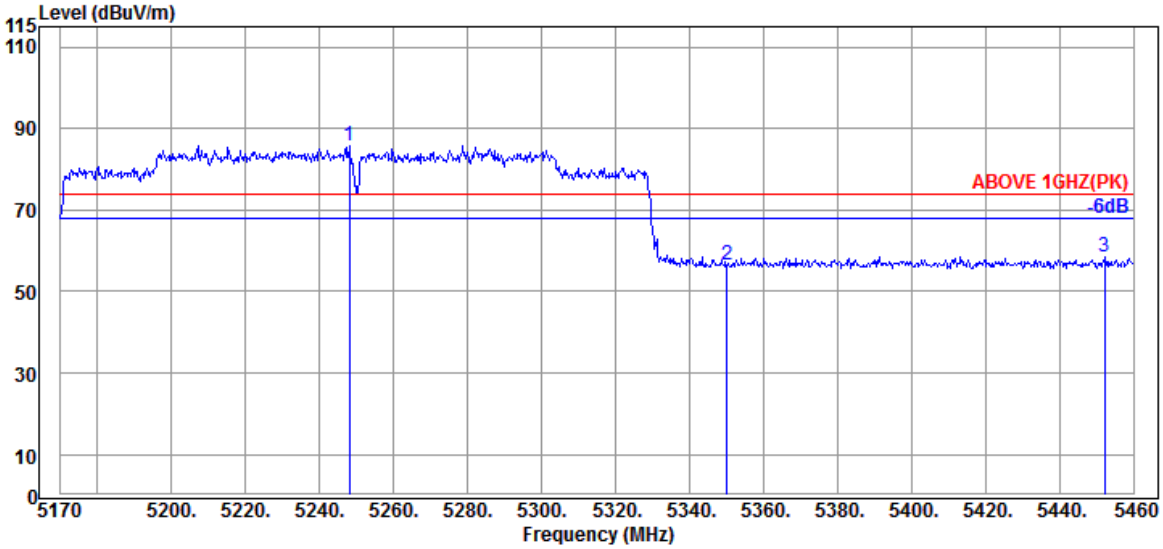

Antenna at Horizontal Polarization

Emission Frequency (MHz)	Antenna Factor (dB/m)	Cable Loss (dB)	Preamp Gain (dB)	Read Level (dBμV)	Emission Level (dBμV/m)	Limits (dBμV/m)	Margin (dB)	Detector
@ 5248.010	34.40	9.01	34.31	76.76	85.86	---	---	Peak
5350.090	34.60	9.10	34.27	47.26	56.69	74.00	17.31	Peak
5452.170	34.50	9.18	34.24	49.18	58.62	74.00	15.38	Peak

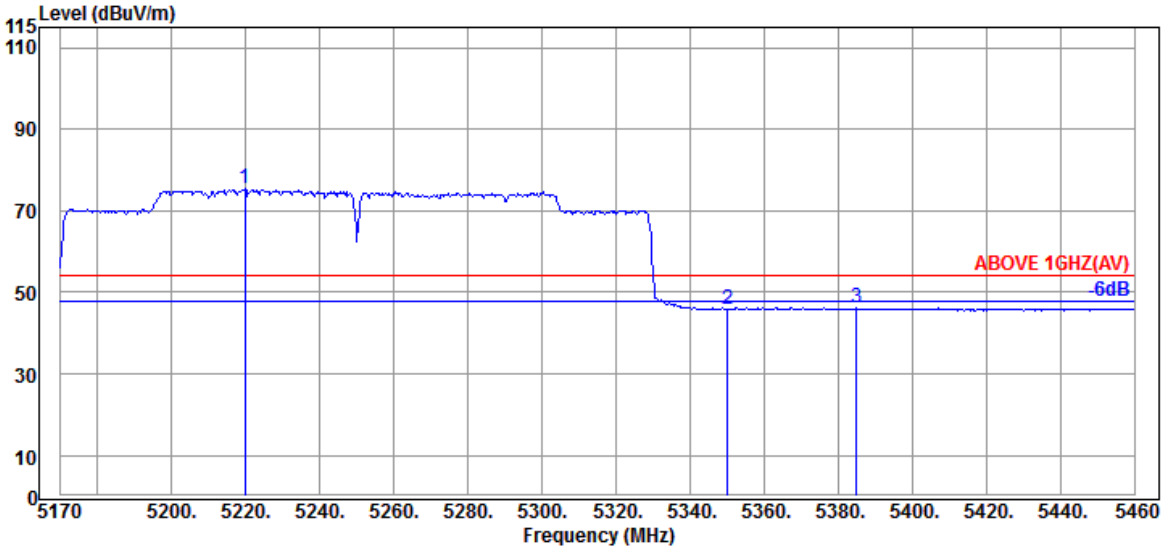

Antenna at Horizontal Polarization

Emission Frequency (MHz)	Antenna Factor (dB/m)	Cable Loss (dB)	Preamp Gain (dB)	Read Level (dBμV)	Emission Level (dBμV/m)	Limits (dBμV/m)	Margin (dB)	Detector
@ 5219.880	34.30	8.98	34.33	66.45	75.40	---	---	Average
5350.090	34.60	9.10	34.27	36.38	45.81	54.00	8.19	Average
5384.890	34.67	9.13	34.27	36.64	46.17	54.00	7.83	Average

Remark: The "@" means fundamental frequency, it is ignored in this section.

This test report may be reproduced in full only. The document may only be updated by Audix Technology Corp. personnel. Any changes will be noted in the Document History section of the report.

Audix Technology Corp.
No. 491, Zhongfu Rd., Linkou Dist.,
New Taipei City244, Taiwan

Tel: +886 2 26099301
Fax: +886 2 26099303

Mode	802.11ax-HE160	U-NII Band	I & 2A
		Frequency	TX 5250MHz

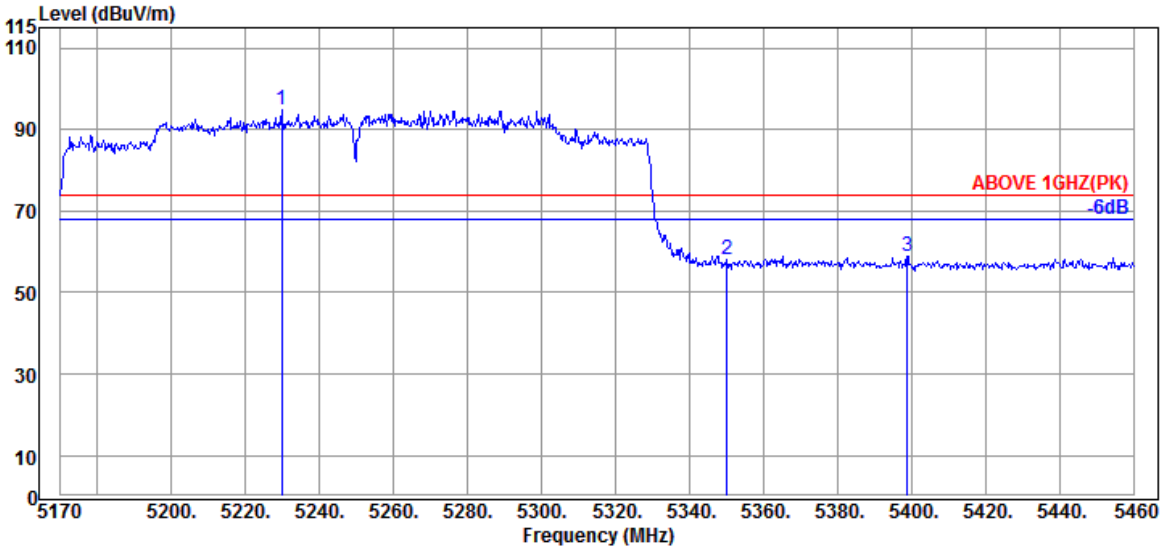

Antenna at Vertical Polarization

Emission Frequency (MHz)	Antenna Factor (dB/m)	Cable Loss (dB)	Preamp Gain (dB)	Read Level (dBμV)	Emission Level (dBμV/m)	Limits (dBμV/m)	Margin (dB)	Detector
@ 5229.740	34.30	8.99	34.32	85.68	94.65	---	---	Peak
5350.090	34.60	9.10	34.27	48.54	57.97	74.00	16.03	Peak
5398.810	34.70	9.14	34.26	49.15	58.73	74.00	15.27	Peak

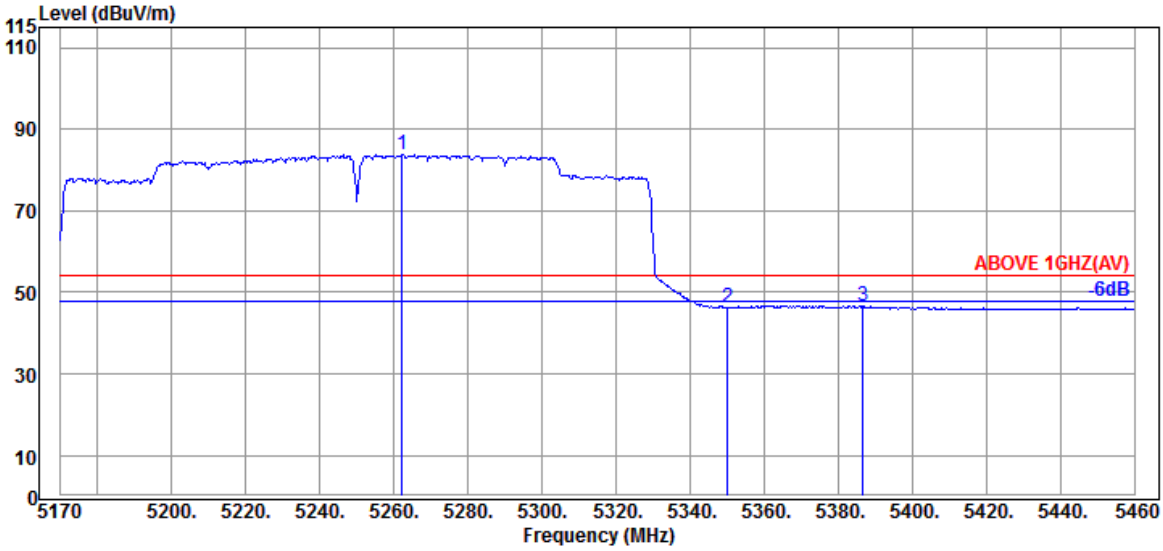

Antenna at Vertical Polarization

Emission Frequency (MHz)	Antenna Factor (dB/m)	Cable Loss (dB)	Preamp Gain (dB)	Read Level (dBμV)	Emission Level (dBμV/m)	Limits (dBμV/m)	Margin (dB)	Detector
@ 5262.220	34.43	9.02	34.31	74.58	83.72	---	---	Average
5350.090	34.60	9.10	34.27	36.94	46.37	54.00	7.63	Average
5386.630	34.70	9.13	34.27	37.22	46.78	54.00	7.22	Average

Remark: The "@" means fundamental frequency, it is ignored in this section.

This test report may be reproduced in full only. The document may only be updated by Audix Technology Corp. personnel. Any changes will be noted in the Document History section of the report.

Audix Technology Corp.
No. 491, Zhongfu Rd., Linkou Dist.,
New Taipei City244, Taiwan

Tel: +886 2 26099301
Fax: +886 2 26099303

Mode	802.11ax-HE160	U-NII Band	2C
		Frequency	TX 5570MHz

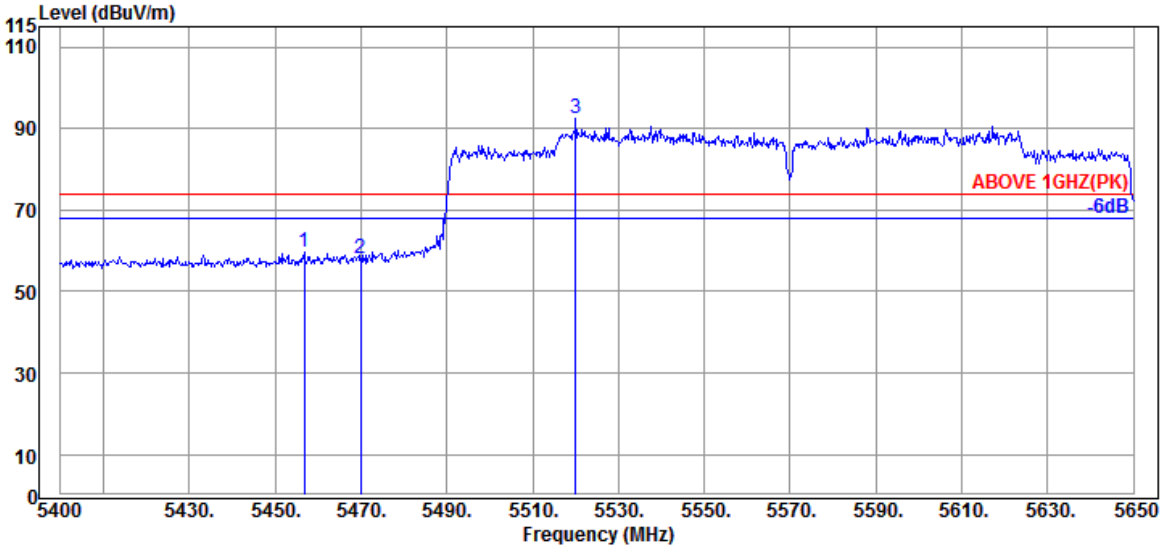

Antenna at Horizontal Polarization

Emission Frequency (MHz)	Antenna Factor (dB/m)	Cable Loss (dB)	Preamp Gain (dB)	Read Level (dBμV)	Emission Level (dBμV/m)	Limits (dBμV/m)	Margin (dB)	Detector
5456.750	34.50	9.18	34.24	50.14	59.58	74.00	14.42	Peak
5470.000	34.47	9.20	34.24	48.70	58.13	74.00	15.87	Peak
@ 5520.000	34.37	9.24	34.24	83.14	92.51	---	---	Peak

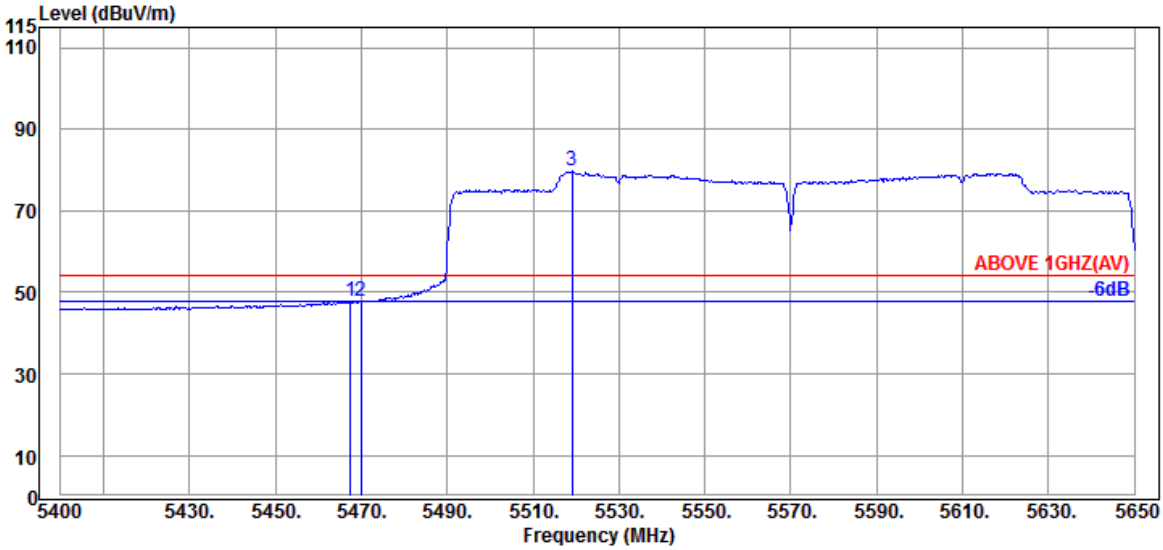

Antenna at Horizontal Polarization

Emission Frequency (MHz)	Antenna Factor (dB/m)	Cable Loss (dB)	Preamp Gain (dB)	Read Level (dBμV)	Emission Level (dBμV/m)	Limits (dBμV/m)	Margin (dB)	Detector
5467.500	34.47	9.20	34.24	38.21	47.64	54.00	6.36	Average
5470.000	34.47	9.20	34.24	38.38	47.81	54.00	6.19	Average
@ 5519.000	34.37	9.24	34.24	70.32	79.69	---	---	Average

Remark: The "@" means fundamental frequency, it is ignored in this section.

This test report may be reproduced in full only. The document may only be updated by Audix Technology Corp. personnel. Any changes will be noted in the Document History section of the report.

Audix Technology Corp.
No. 491, Zhongfu Rd., Linkou Dist.,
New Taipei City244, Taiwan

Tel: +886 2 26099301
Fax: +886 2 26099303

Mode	802.11ax-HE160	U-NII Band	2C
		Frequency	TX 5570MHz

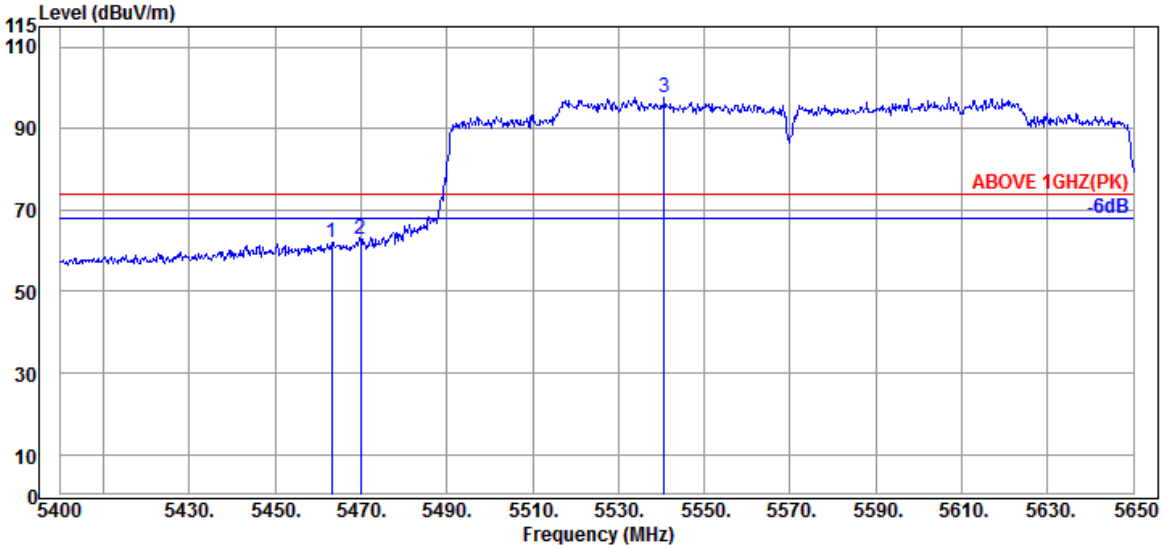

Antenna at Vertical Polarization

Emission Frequency (MHz)	Antenna Factor (dB/m)	Cable Loss (dB)	Preamp Gain (dB)	Read Level (dBμV)	Emission Level (dBμV/m)	Limits (dBμV/m)	Margin (dB)	Detector
5463.250	34.50	9.20	34.24	52.77	62.23	74.00	11.77	Peak
5470.000	34.47	9.20	34.24	53.51	62.94	74.00	11.06	Peak
@ 5540.750	34.33	9.26	34.25	88.37	97.71	---	---	Peak

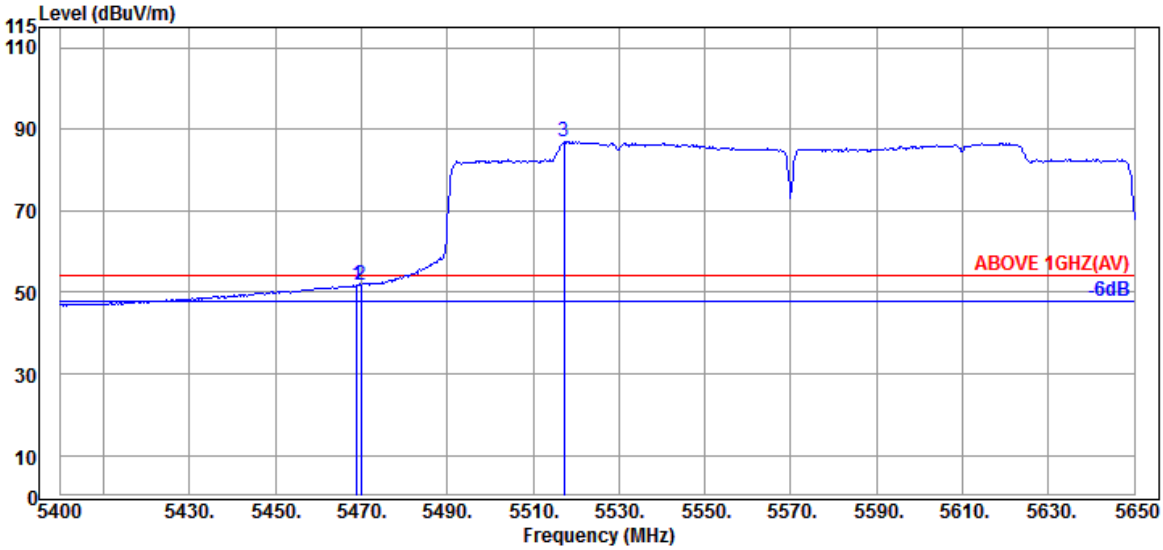

Antenna at Vertical Polarization

Emission Frequency (MHz)	Antenna Factor (dB/m)	Cable Loss (dB)	Preamp Gain (dB)	Read Level (dBμV)	Emission Level (dBμV/m)	Limits (dBμV/m)	Margin (dB)	Detector
5469.000	34.47	9.20	34.24	42.30	51.73	54.00	2.27	Average
5470.000	34.47	9.20	34.24	42.43	51.86	54.00	2.14	Average
@ 5517.250	34.37	9.24	34.24	77.56	86.93	---	---	Average

Remark: The "@" means fundamental frequency, it is ignored in this section.

This test report may be reproduced in full only. The document may only be updated by Audix Technology Corp. personnel. Any changes will be noted in the Document History section of the report.

Audix Technology Corp.
No. 491, Zhongfu Rd., Linkou Dist.,
New Taipei City244, Taiwan

Tel: +886 2 26099301
Fax: +886 2 26099303

Mode	802.11ax-HE160	U-NII Band	2C
		Frequency	TX 5570MHz

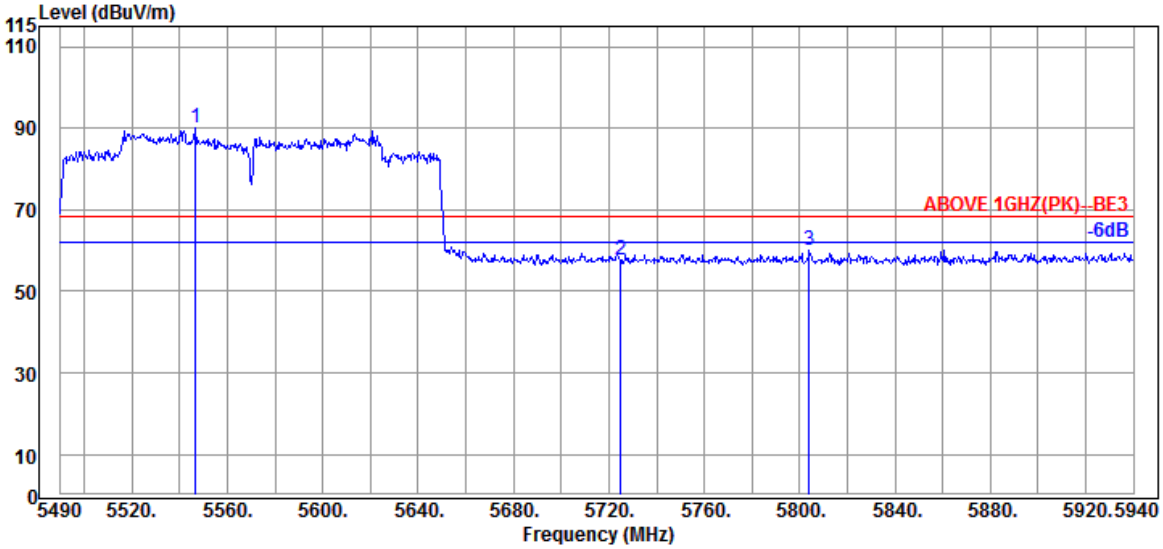

Antenna at Horizontal Polarization

Emission Frequency (MHz)	Antenna Factor (dB/m)	Cable Loss (dB)	Preamp Gain (dB)	Read Level (dBμV)	Emission Level (dBμV/m)	Limits (dBμV/m)	Margin (dB)	Detector
@ 5546.700	34.30	9.26	34.25	80.70	90.01	---	---	Peak
5724.900	34.67	9.42	34.32	47.80	57.57	68.20	10.63	Peak
5804.100	35.00	9.49	34.36	49.90	60.03	68.20	8.17	Peak

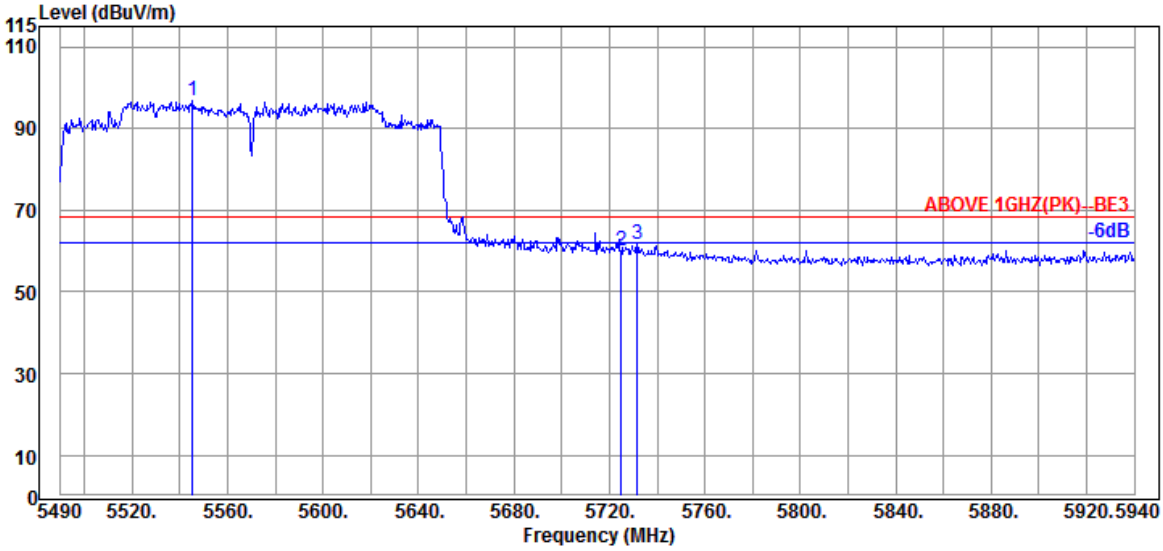

Antenna at Vertical Polarization

Emission Frequency (MHz)	Antenna Factor (dB/m)	Cable Loss (dB)	Preamp Gain (dB)	Read Level (dBμV)	Emission Level (dBμV/m)	Limits (dBμV/m)	Margin (dB)	Detector
@ 5545.350	34.30	9.26	34.25	87.52	96.83	---	---	Peak
5724.900	34.67	9.42	34.32	50.21	59.98	68.20	8.22	Peak
5731.650	34.67	9.42	34.33	51.79	61.55	68.20	6.65	Peak

Remark: The "@" means fundamental frequency, it is ignored in this section.

This test report may be reproduced in full only. The document may only be updated by Audix Technology Corp. personnel. Any changes will be noted in the Document History section of the report.

Audix Technology Corp.
No. 491, Zhongfu Rd., Linkou Dist.,
New Taipei City244, Taiwan

Tel: +886 2 26099301
Fax: +886 2 26099303

Mode	802.11ax-HE20	U-NII Band	I
RU Configuration	26/0	Frequency	TX 5180MHz

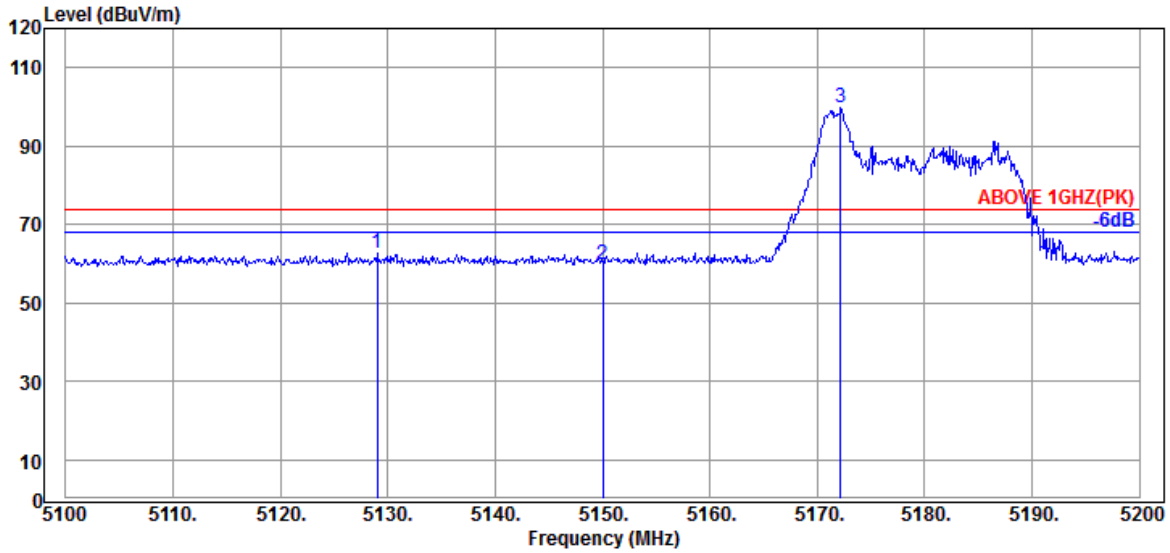

Antenna at Horizontal Polarization

Emission Frequency (MHz)	Antenna Factor (dB/m)	Cable Loss (dB)	Preamp Gain (dB)	Read Level (dBμV)	Emission Level (dBμV/m)	Limits (dBμV/m)	Margin (dB)	Detector
5129.000	34.17	8.91	34.36	53.95	62.67	74.00	11.33	Peak
5150.000	34.20	8.92	34.35	51.05	59.82	74.00	14.18	Peak
@ 5172.200	34.20	8.94	34.34	90.80	99.60	---	---	Peak

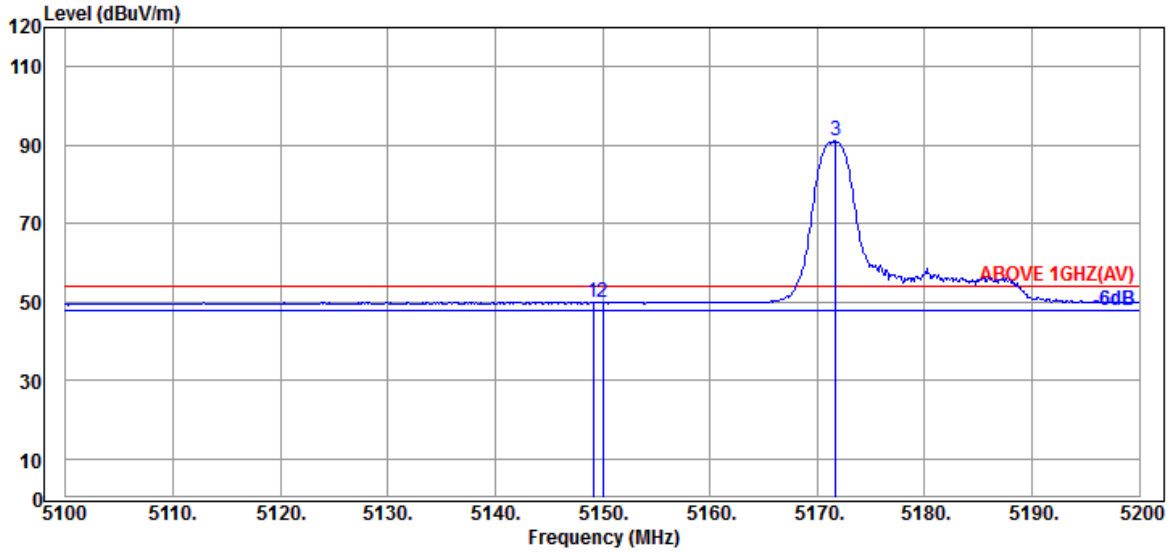

Antenna at Horizontal Polarization

Emission Frequency (MHz)	Antenna Factor (dB/m)	Cable Loss (dB)	Preamp Gain (dB)	Read Level (dBμV)	Emission Level (dBμV/m)	Limits (dBμV/m)	Margin (dB)	Detector
5149.100	34.20	8.92	34.35	41.21	49.98	54.00	4.02	Average
5150.000	34.20	8.92	34.35	41.13	49.90	54.00	4.10	Average
@ 5171.700	34.20	8.94	34.34	82.23	91.03	---	---	Average

Remark: The "@" means fundamental frequency, it is ignored in this section.

This test report may be reproduced in full only. The document may only be updated by Audix Technology Corp. personnel. Any changes will be noted in the Document History section of the report.

Audix Technology Corp.
No. 491, Zhongfu Rd., Linkou Dist.,
New Taipei City244, Taiwan

Tel: +886 2 26099301
Fax: +886 2 26099303

Mode	802.11ax-HE20	U-NII Band	I
RU Configuration	26/0	Frequency	TX 5180MHz

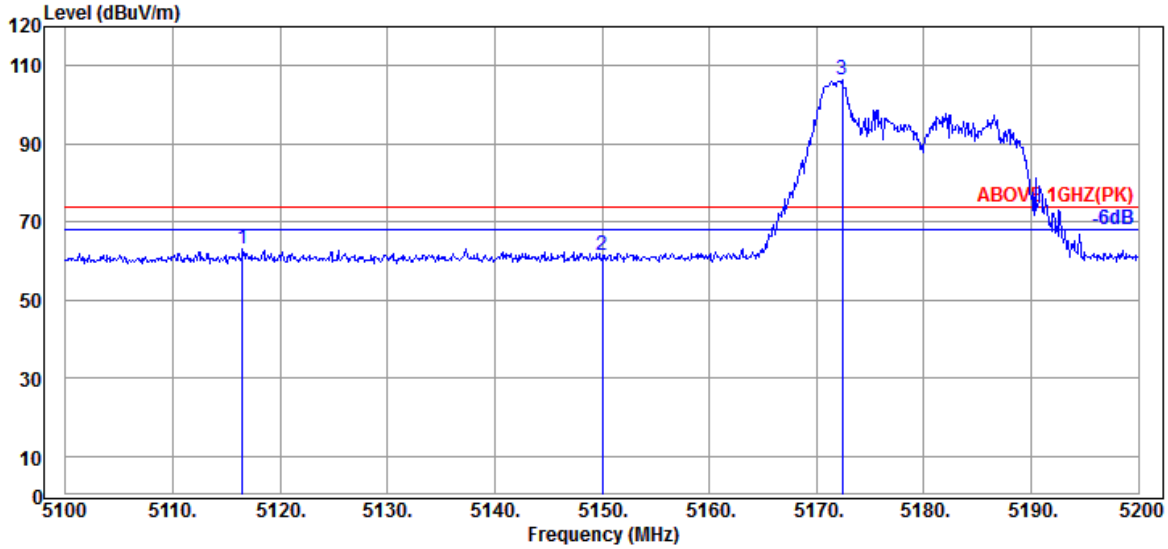

Antenna at Vertical Polarization

Emission Frequency (MHz)	Antenna Factor (dB/m)	Cable Loss (dB)	Preamp Gain (dB)	Read Level (dBμV)	Emission Level (dBμV/m)	Limits (dBμV/m)	Margin (dB)	Detector
5116.500	34.13	8.89	34.36	54.38	63.04	74.00	10.96	Peak
5150.000	34.20	8.92	34.35	52.68	61.45	74.00	12.55	Peak
@ 5172.400	34.20	8.94	34.34	97.43	106.23	---	---	Peak

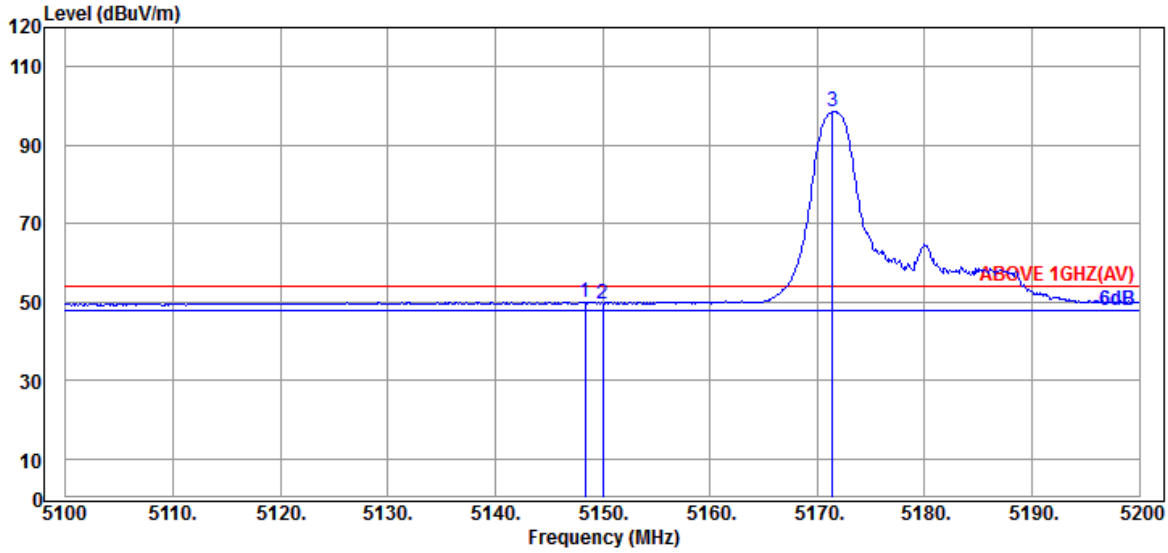

Antenna at Vertical Polarization

Emission Frequency (MHz)	Antenna Factor (dB/m)	Cable Loss (dB)	Preamp Gain (dB)	Read Level (dBμV)	Emission Level (dBμV/m)	Limits (dBμV/m)	Margin (dB)	Detector
5148.400	34.20	8.92	34.35	41.20	49.97	54.00	4.03	Average
5150.000	34.20	8.92	34.35	40.90	49.67	54.00	4.33	Average
@ 5171.400	34.20	8.94	34.34	89.66	98.46	---	---	Average

Remark: The "@" means fundamental frequency, it is ignored in this section.

This test report may be reproduced in full only. The document may only be updated by Audix Technology Corp. personnel. Any changes will be noted in the Document History section of the report.

Audix Technology Corp.
No. 491, Zhongfu Rd., Linkou Dist.,
New Taipei City244, Taiwan

Tel: +886 2 26099301
Fax: +886 2 26099303

Mode	802.11ax-HE20	U-NII Band	I
RU Configuration	52/37	Frequency	TX 5180MHz

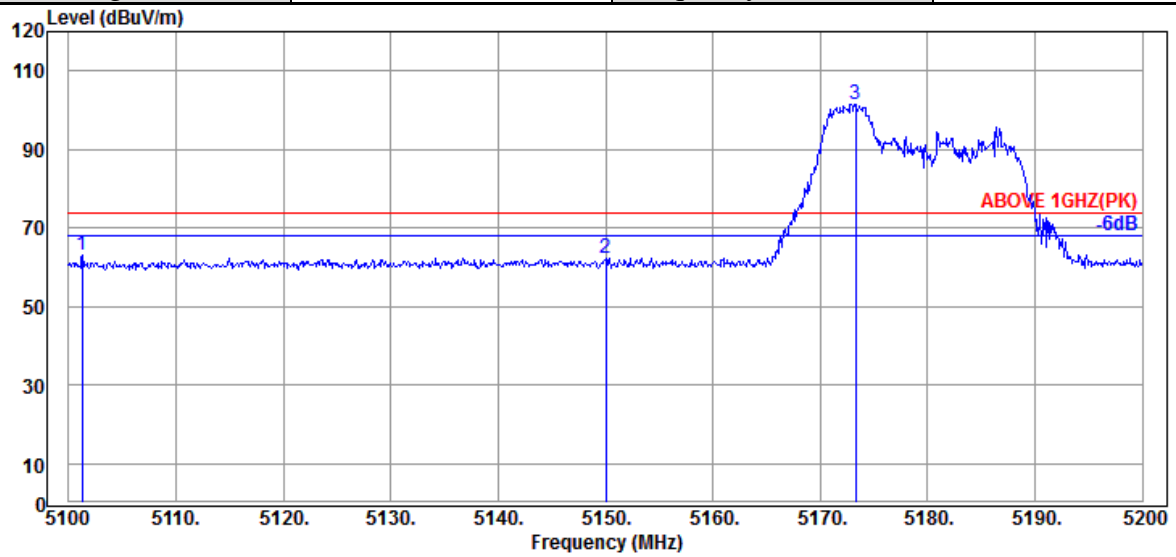

Antenna at Horizontal Polarization

Emission Frequency (MHz)	Antenna Factor (dB/m)	Cable Loss (dB)	Preamp Gain (dB)	Read Level (dBμV)	Emission Level (dBμV/m)	Limits (dBμV/m)	Margin (dB)	Detector
5101.300	34.10	8.88	34.36	54.38	63.00	74.00	11.00	Peak
5150.000	34.20	8.92	34.35	53.39	62.16	74.00	11.84	Peak
@ 5173.300	34.20	8.94	34.34	92.84	101.64	---	---	Peak

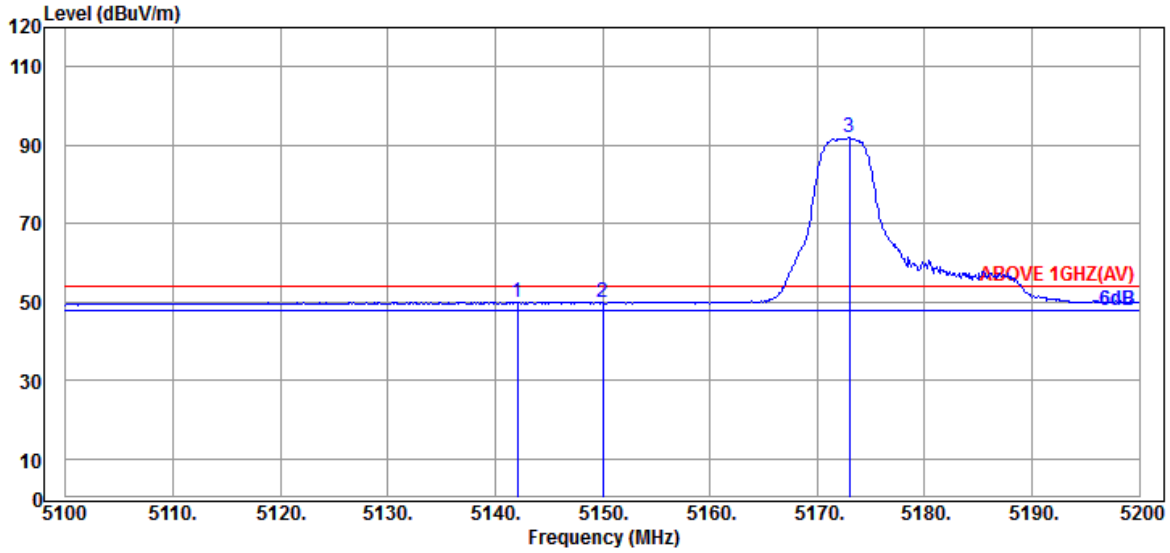

Antenna at Horizontal Polarization

Emission Frequency (MHz)	Antenna Factor (dB/m)	Cable Loss (dB)	Preamp Gain (dB)	Read Level (dBμV)	Emission Level (dBμV/m)	Limits (dBμV/m)	Margin (dB)	Detector
5142.100	34.20	8.92	34.36	41.23	49.99	54.00	4.01	Average
5150.000	34.20	8.92	34.35	41.03	49.80	54.00	4.20	Average
@ 5173.000	34.20	8.94	34.34	83.21	92.01	---	---	Average

Remark: The "@" means fundamental frequency, it is ignored in this section.

This test report may be reproduced in full only. The document may only be updated by Audix Technology Corp. personnel. Any changes will be noted in the Document History section of the report.

Audix Technology Corp.
No. 491, Zhongfu Rd., Linkou Dist.,
New Taipei City244, Taiwan

Tel: +886 2 26099301
Fax: +886 2 26099303

Mode	802.11ax-HE20	U-NII Band	I
RU Configuration	52/37	Frequency	TX 5180MHz

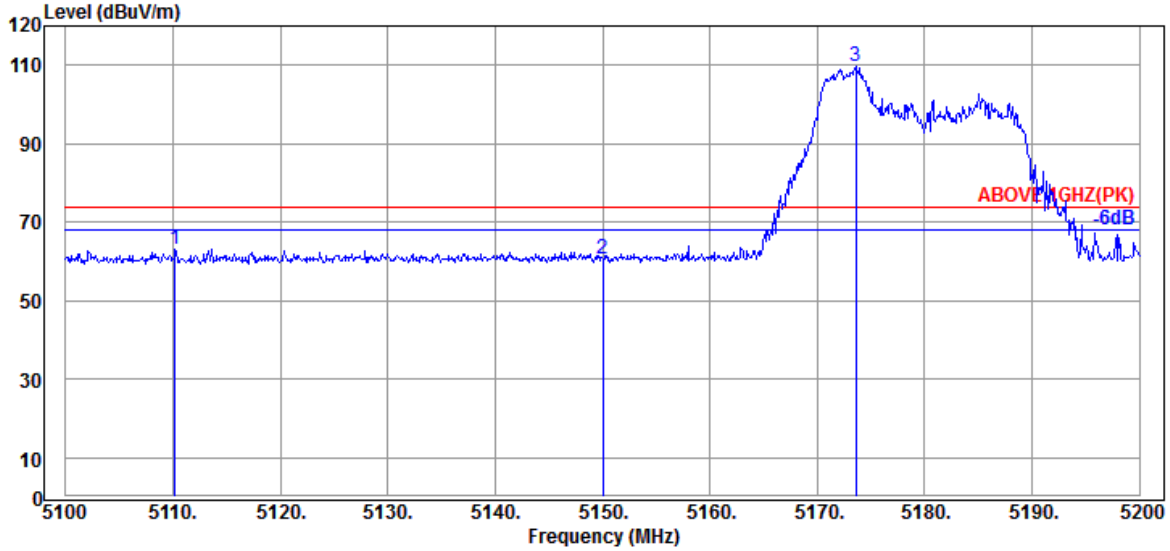

Antenna at Vertical Polarization

Emission Frequency (MHz)	Antenna Factor (dB/m)	Cable Loss (dB)	Preamp Gain (dB)	Read Level (dBμV)	Emission Level (dBμV/m)	Limits (dBμV/m)	Margin (dB)	Detector
5110.200	34.10	8.89	34.36	54.32	62.95	74.00	11.05	Peak
5150.000	34.20	8.92	34.35	51.85	60.62	74.00	13.38	Peak
@ 5173.600	34.20	8.95	34.34	100.70	109.51	---	---	Peak

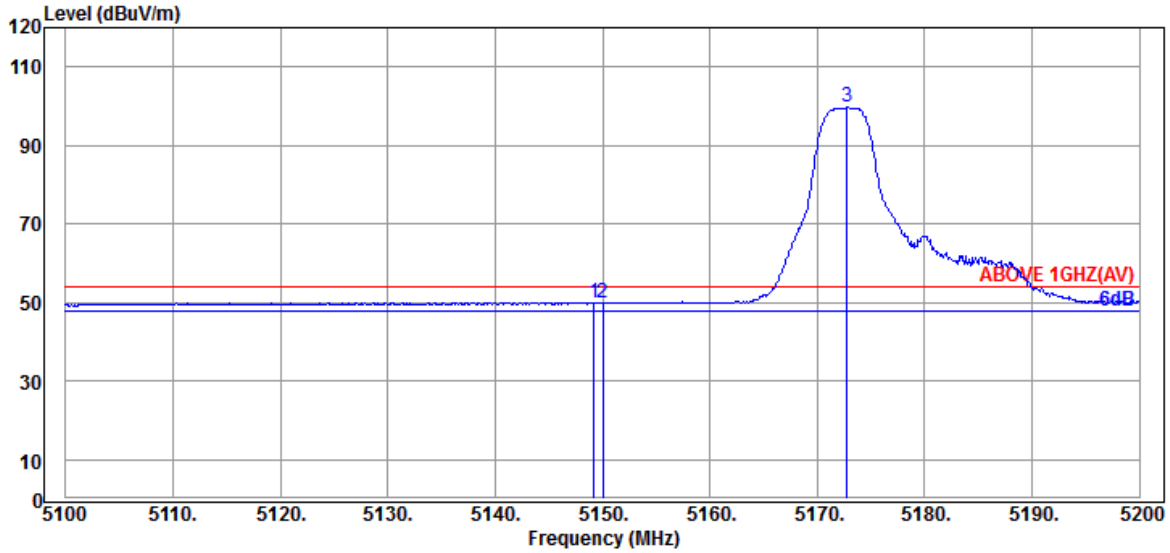

Antenna at Vertical Polarization

Emission Frequency (MHz)	Antenna Factor (dB/m)	Cable Loss (dB)	Preamp Gain (dB)	Read Level (dBμV)	Emission Level (dBμV/m)	Limits (dBμV/m)	Margin (dB)	Detector
5149.200	34.20	8.92	34.35	41.20	49.97	54.00	4.03	Average
5150.000	34.20	8.92	34.35	41.03	49.80	54.00	4.20	Average
@ 5172.800	34.20	8.94	34.34	90.83	99.63	---	---	Average

Remark: The "@" means fundamental frequency, it is ignored in this section.

This test report may be reproduced in full only. The document may only be updated by Audix Technology Corp. personnel. Any changes will be noted in the Document History section of the report.

Audix Technology Corp.
No. 491, Zhongfu Rd., Linkou Dist.,
New Taipei City244, Taiwan

Tel: +886 2 26099301
Fax: +886 2 26099303

Mode	802.11ax-HE20	U-NII Band	I
RU Configuration	106/53	Frequency	TX 5180MHz

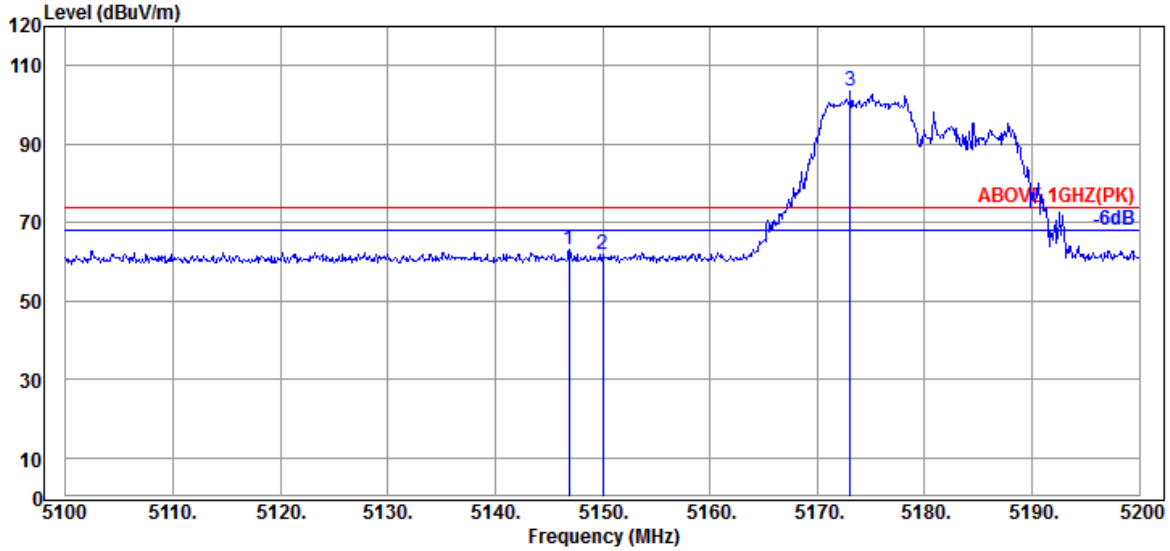

Antenna at Horizontal Polarization

Emission Frequency (MHz)	Antenna Factor (dB/m)	Cable Loss (dB)	Preamp Gain (dB)	Read Level (dBμV)	Emission Level (dBμV/m)	Limits (dBμV/m)	Margin (dB)	Detector
5146.900	34.20	8.92	34.35	54.31	63.08	74.00	10.92	Peak
5150.000	34.20	8.92	34.35	53.07	61.84	74.00	12.16	Peak
@ 5173.100	34.20	8.94	34.34	94.66	103.46	---	---	Peak

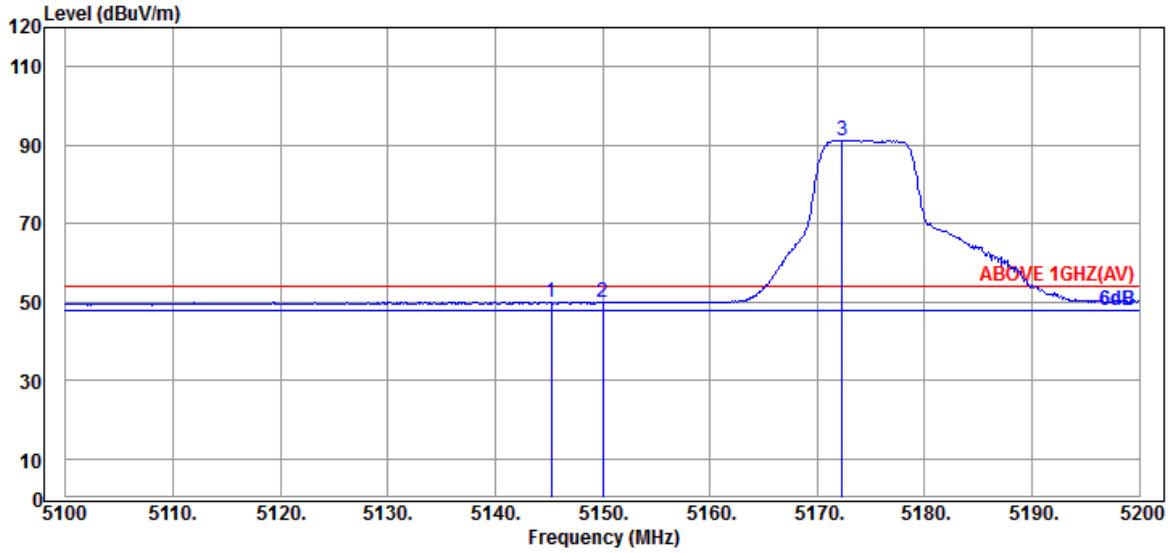

Antenna at Horizontal Polarization

Emission Frequency (MHz)	Antenna Factor (dB/m)	Cable Loss (dB)	Preamp Gain (dB)	Read Level (dBμV)	Emission Level (dBμV/m)	Limits (dBμV/m)	Margin (dB)	Detector
5145.200	34.20	8.92	34.35	41.19	49.96	54.00	4.04	Average
5150.000	34.20	8.92	34.35	41.11	49.88	54.00	4.12	Average
@ 5172.300	34.20	8.94	34.34	82.47	91.27	---	---	Average

Remark: The "@" means fundamental frequency, it is ignored in this section.

This test report may be reproduced in full only. The document may only be updated by Audix Technology Corp. personnel. Any changes will be noted in the Document History section of the report.

Audix Technology Corp.
No. 491, Zhongfu Rd., Linkou Dist.,
New Taipei City244, Taiwan

Tel: +886 2 26099301
Fax: +886 2 26099303

Mode	802.11ax-HE20	U-NII Band	I
RU Configuration	106/53	Frequency	TX 5180MHz

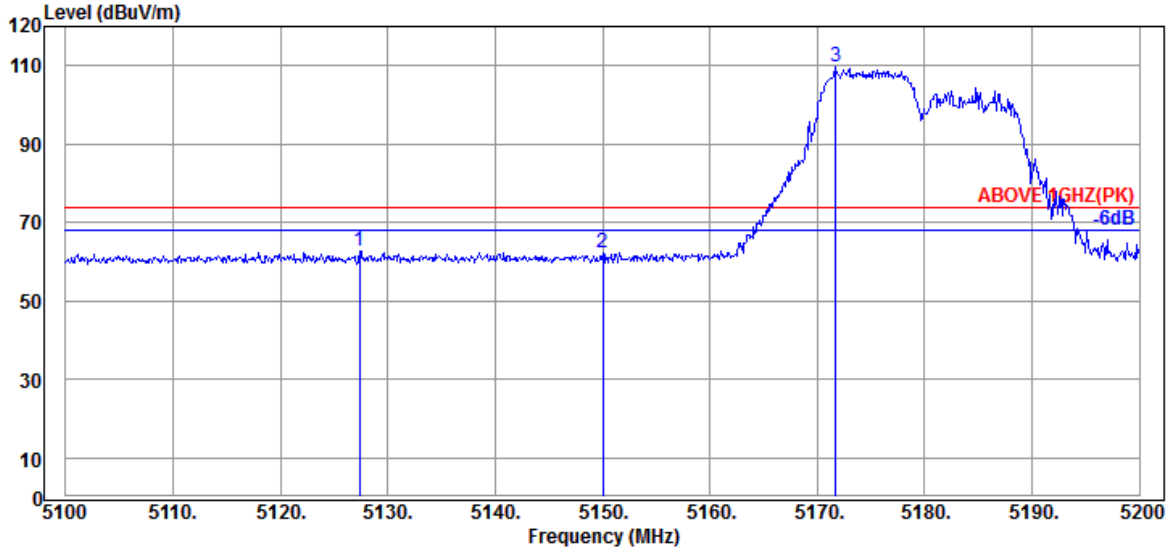

Antenna at Vertical Polarization

	Emission Frequency (MHz)	Antenna Factor (dB/m)	Cable Loss (dB)	Preamp Gain (dB)	Read Level (dBμV)	Emission Level (dBμV/m)	Limits (dBμV/m)	Margin (dB)	Detector
	5127.400	34.17	8.91	34.36	53.92	62.64	74.00	11.36	Peak
	5150.000	34.20	8.92	34.35	53.41	62.18	74.00	11.82	Peak
@	5171.700	34.20	8.94	34.34	101.01	109.81	---	---	Peak

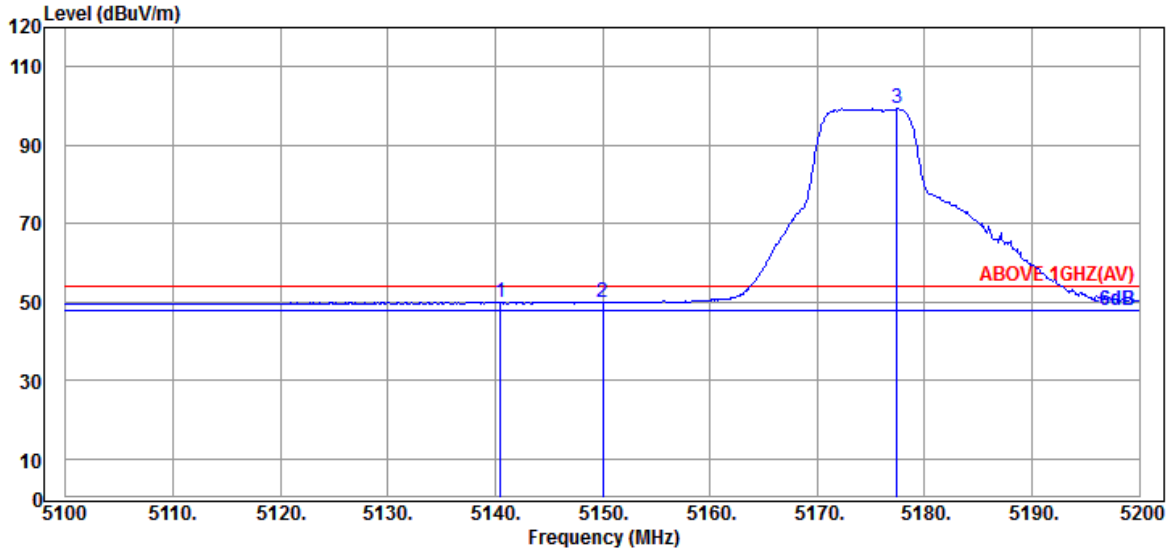

Antenna at Vertical Polarization

	Emission Frequency (MHz)	Antenna Factor (dB/m)	Cable Loss (dB)	Preamp Gain (dB)	Read Level (dBμV)	Emission Level (dBμV/m)	Limits (dBμV/m)	Margin (dB)	Detector
	5140.500	34.17	8.92	34.36	41.37	50.10	54.00	3.90	Average
	5150.000	34.20	8.92	34.35	40.98	49.75	54.00	4.25	Average
@	5177.400	34.20	8.95	34.34	90.47	99.28	---	---	Average

Remark: The "@" means fundamental frequency, it is ignored in this section.

This test report may be reproduced in full only. The document may only be updated by Audix Technology Corp. personnel. Any changes will be noted in the Document History section of the report.

Audix Technology Corp.
No. 491, Zhongfu Rd., Linkou Dist.,
New Taipei City244, Taiwan

Tel: +886 2 26099301
Fax: +886 2 26099303

Mode	802.11ax-HE20	U-NII Band	2A
RU Configuration	26/8	Frequency	TX 5320MHz

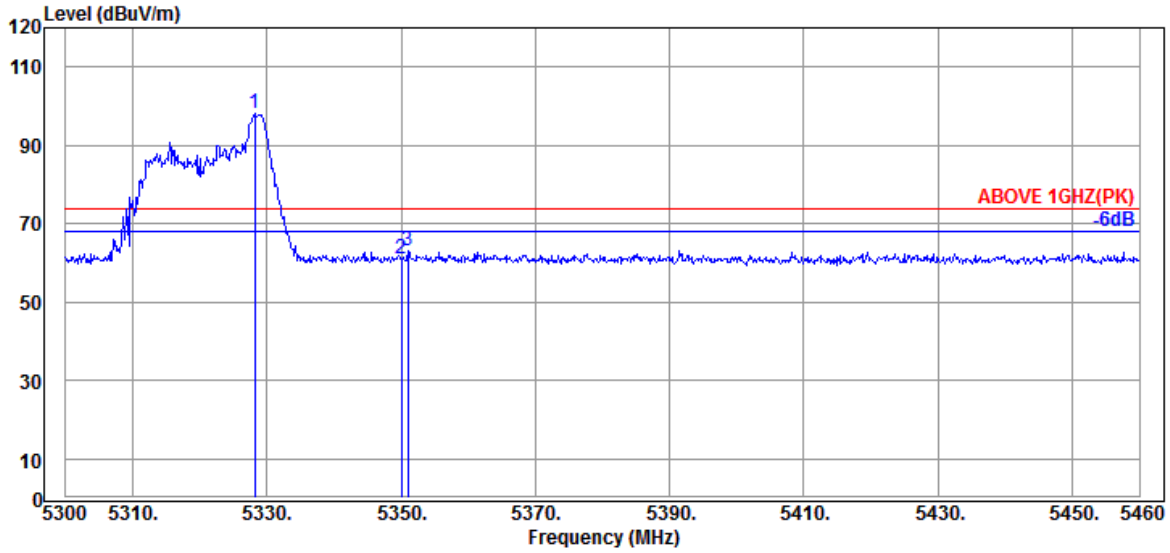

Antenna at Horizontal Polarization

Emission Frequency (MHz)	Antenna Factor (dB/m)	Cable Loss (dB)	Preamp Gain (dB)	Read Level (dBμV)	Emission Level (dBμV/m)	Limits (dBμV/m)	Margin (dB)	Detector
@ 5328.160	34.57	9.08	34.28	88.73	98.10	---	---	Peak
5350.080	34.60	9.10	34.27	51.47	60.90	74.00	13.10	Peak
5351.040	34.60	9.10	34.27	53.63	63.06	74.00	10.94	Peak

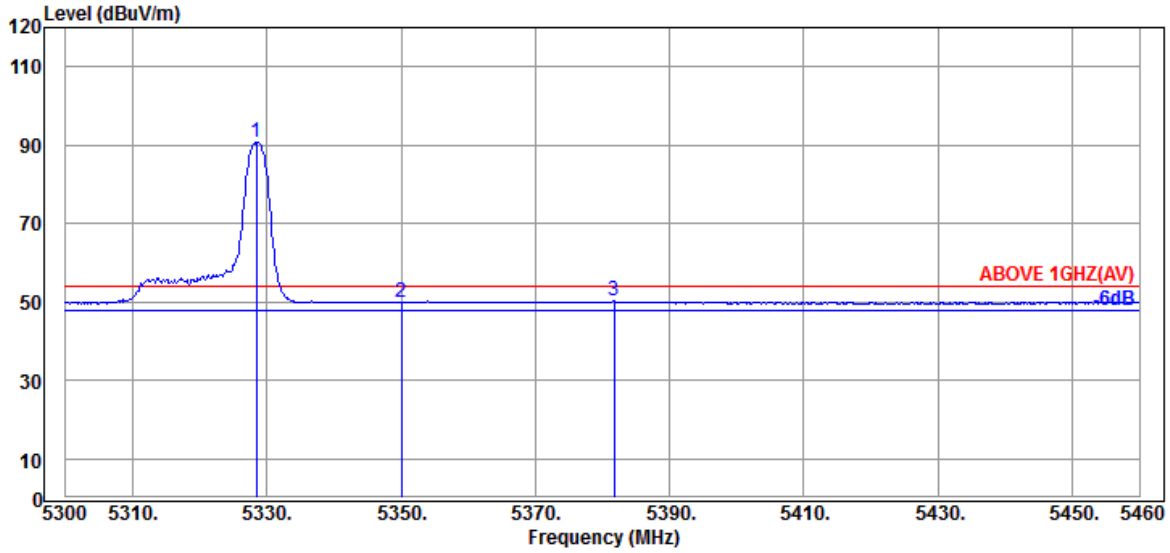

Antenna at Horizontal Polarization

Emission Frequency (MHz)	Antenna Factor (dB/m)	Cable Loss (dB)	Preamp Gain (dB)	Read Level (dBμV)	Emission Level (dBμV/m)	Limits (dBμV/m)	Margin (dB)	Detector
@ 5328.480	34.57	9.08	34.28	81.50	90.87	---	---	Average
5350.080	34.60	9.10	34.27	40.46	49.89	54.00	4.11	Average
5381.760	34.67	9.13	34.27	40.59	50.12	54.00	3.88	Average

Remark: The "@" means fundamental frequency, it is ignored in this section.

This test report may be reproduced in full only. The document may only be updated by Audix Technology Corp. personnel. Any changes will be noted in the Document History section of the report.

Audix Technology Corp.
No. 491, Zhongfu Rd., Linkou Dist.,
New Taipei City244, Taiwan

Tel: +886 2 26099301
Fax: +886 2 26099303

Mode	802.11ax-HE20	U-NII Band	2A
RU Configuration	26/8	Frequency	TX 5320MHz

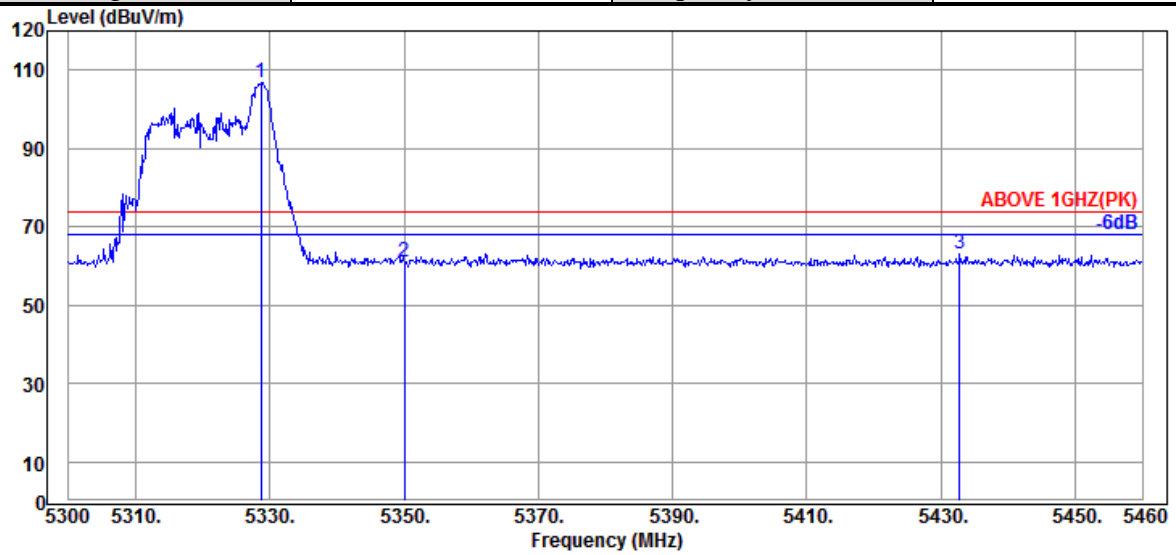

Antenna at Vertical Polarization

Emission Frequency (MHz)	Antenna Factor (dB/m)	Cable Loss (dB)	Preamp Gain (dB)	Read Level (dBμV)	Emission Level (dBμV/m)	Limits (dBμV/m)	Margin (dB)	Detector
@ 5328.640	34.57	9.08	34.28	97.47	106.84	---	---	Peak
5350.080	34.60	9.10	34.27	51.54	60.97	74.00	13.03	Peak
5432.800	34.55	9.17	34.25	53.81	63.28	74.00	10.72	Peak

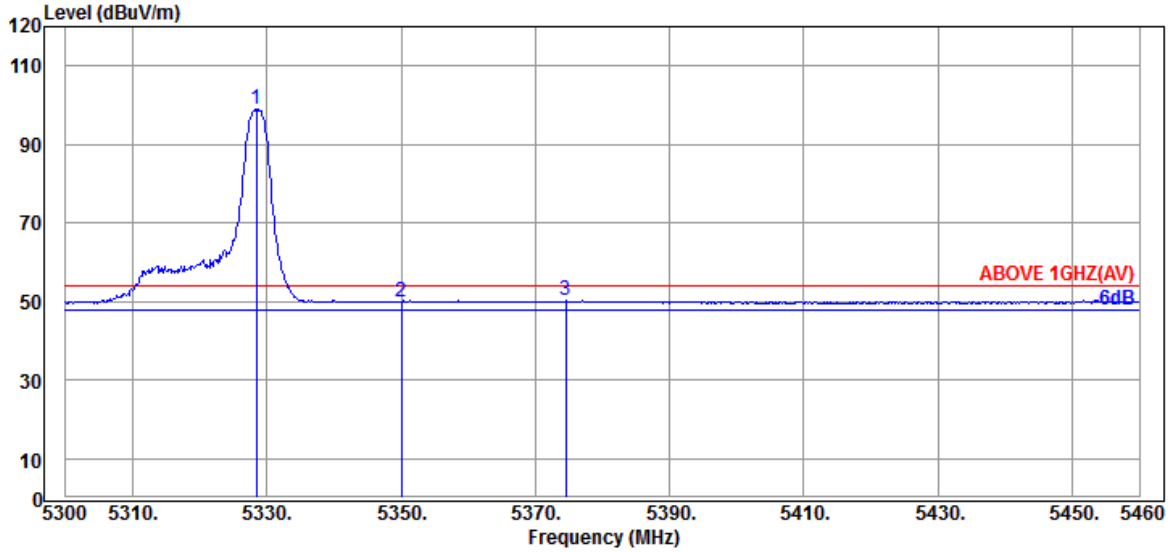

Antenna at Vertical Polarization

Emission Frequency (MHz)	Antenna Factor (dB/m)	Cable Loss (dB)	Preamp Gain (dB)	Read Level (dBμV)	Emission Level (dBμV/m)	Limits (dBμV/m)	Margin (dB)	Detector
@ 5328.480	34.57	9.08	34.28	89.76	99.13	---	---	Average
5350.080	34.60	9.10	34.27	40.47	49.90	54.00	4.10	Average
5374.560	34.67	9.11	34.27	40.67	50.18	54.00	3.82	Average

Remark: The "@" means fundamental frequency, it is ignored in this section.

This test report may be reproduced in full only. The document may only be updated by Audix Technology Corp. personnel. Any changes will be noted in the Document History section of the report.

Audix Technology Corp.
No. 491, Zhongfu Rd., Linkou Dist.,
New Taipei City244, Taiwan

Tel: +886 2 26099301
Fax: +886 2 26099303

Mode	802.11ax-HE20	U-NII Band	2A
RU Configuration	52/40	Frequency	TX 5320MHz

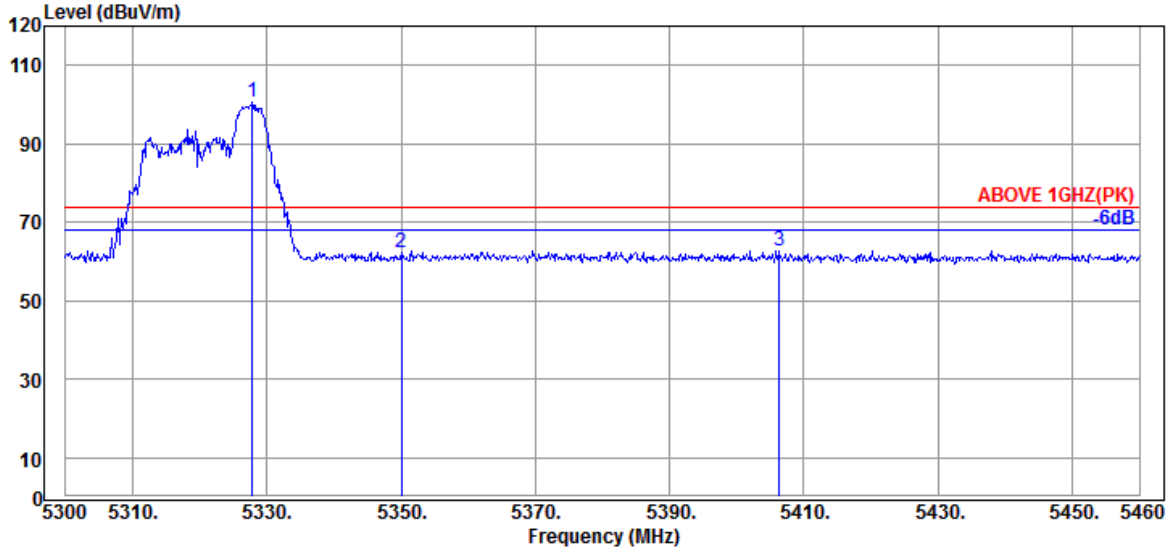

Antenna at Horizontal Polarization

Emission Frequency (MHz)	Antenna Factor (dB/m)	Cable Loss (dB)	Preamp Gain (dB)	Read Level (dBμV)	Emission Level (dBμV/m)	Limits (dBμV/m)	Margin (dB)	Detector
@ 5327.840	34.57	9.08	34.28	91.31	100.68	---	---	Peak
5350.080	34.60	9.10	34.27	52.84	62.27	74.00	11.73	Peak
5406.400	34.65	9.14	34.26	53.26	62.79	74.00	11.21	Peak

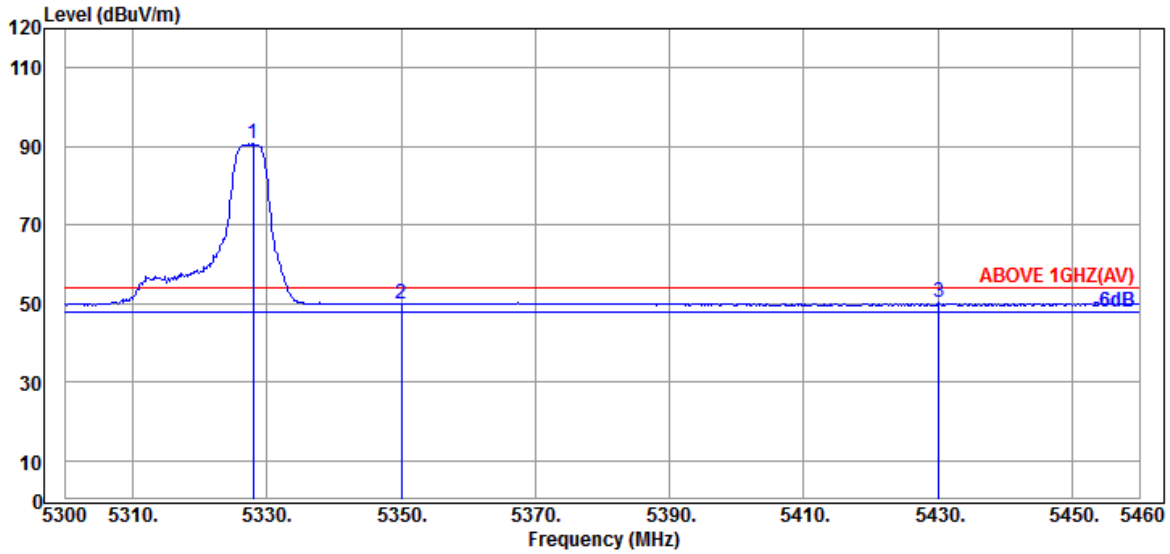

Antenna at Horizontal Polarization

Emission Frequency (MHz)	Antenna Factor (dB/m)	Cable Loss (dB)	Preamp Gain (dB)	Read Level (dBμV)	Emission Level (dBμV/m)	Limits (dBμV/m)	Margin (dB)	Detector
@ 5328.000	34.57	9.08	34.28	81.37	90.74	---	---	Average
5350.080	34.60	9.10	34.27	40.38	49.81	54.00	4.19	Average
5430.080	34.60	9.17	34.25	40.68	50.20	54.00	3.80	Average

Remark: The "@" means fundamental frequency, it is ignored in this section.

This test report may be reproduced in full only. The document may only be updated by Audix Technology Corp. personnel. Any changes will be noted in the Document History section of the report.

Audix Technology Corp.
No. 491, Zhongfu Rd., Linkou Dist.,
New Taipei City244, Taiwan

Tel: +886 2 26099301
Fax: +886 2 26099303

Mode	802.11ax-HE20	U-NII Band	2A
RU Configuration	52/40	Frequency	TX 5320MHz

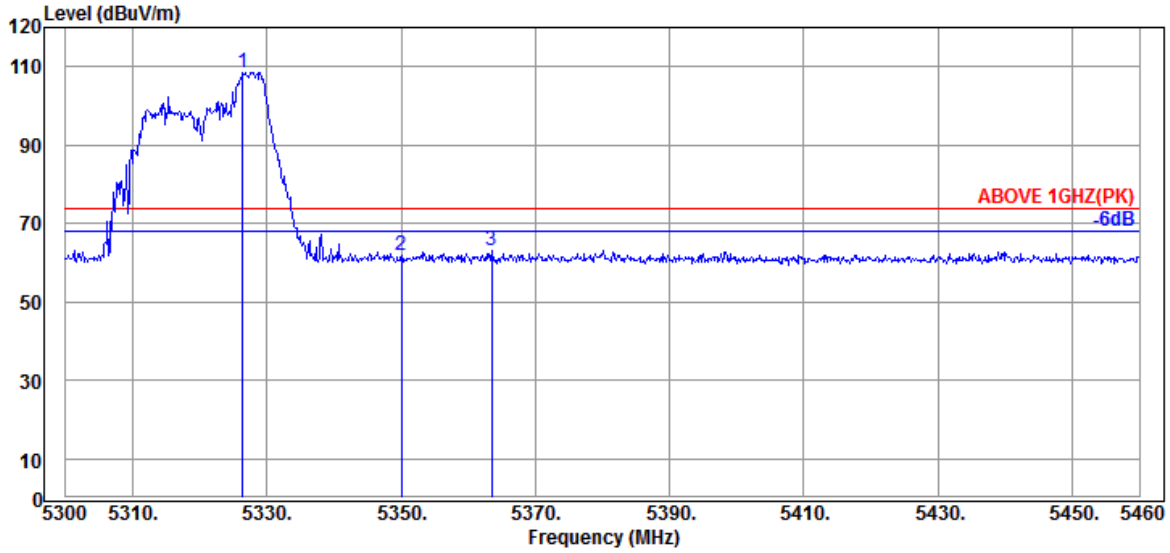

Antenna at Vertical Polarization

Emission Frequency (MHz)	Antenna Factor (dB/m)	Cable Loss (dB)	Preamp Gain (dB)	Read Level (dBμV)	Emission Level (dBμV/m)	Limits (dBμV/m)	Margin (dB)	Detector
@ 5326.400	34.57	9.07	34.28	99.24	108.60	---	---	Peak
5350.080	34.60	9.10	34.27	52.23	61.66	74.00	12.34	Peak
5363.520	34.63	9.11	34.27	53.79	63.26	74.00	10.74	Peak

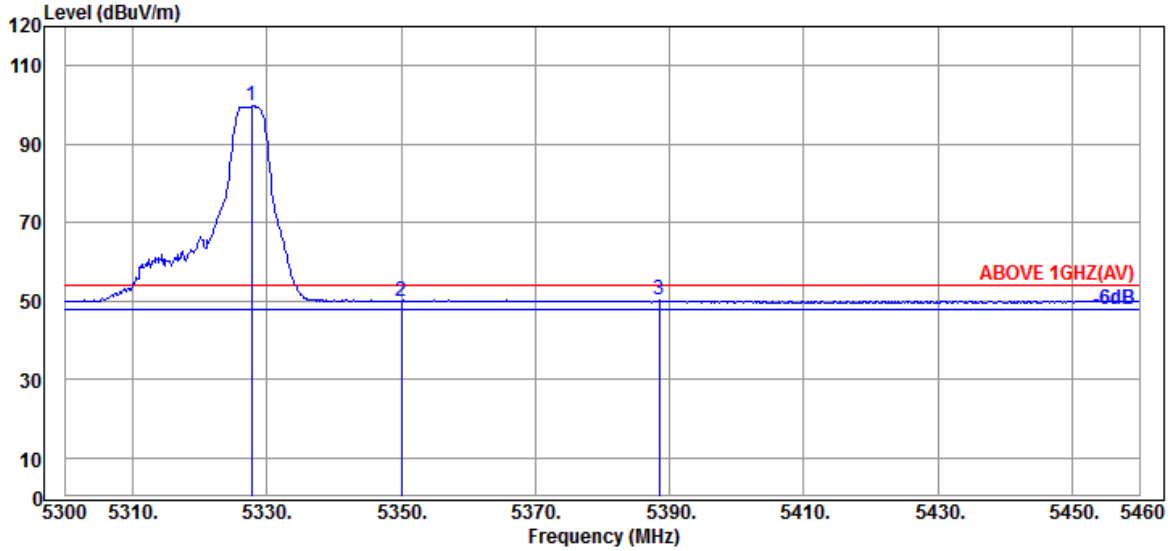

Antenna at Vertical Polarization

Emission Frequency (MHz)	Antenna Factor (dB/m)	Cable Loss (dB)	Preamp Gain (dB)	Read Level (dBμV)	Emission Level (dBμV/m)	Limits (dBμV/m)	Margin (dB)	Detector
@ 5327.680	34.57	9.08	34.28	90.44	99.81	---	---	Average
5350.080	34.60	9.10	34.27	40.51	49.94	54.00	4.06	Average
5388.480	34.70	9.13	34.27	40.68	50.24	54.00	3.76	Average

Remark: The "@" means fundamental frequency, it is ignored in this section.

This test report may be reproduced in full only. The document may only be updated by Audix Technology Corp. personnel. Any changes will be noted in the Document History section of the report.

Audix Technology Corp.
No. 491, Zhongfu Rd., Linkou Dist.,
New Taipei City244, Taiwan

Tel: +886 2 26099301
Fax: +886 2 26099303

Mode	802.11ax-HE20	U-NII Band	2A
RU Configuration	106/54	Frequency	TX 5320MHz

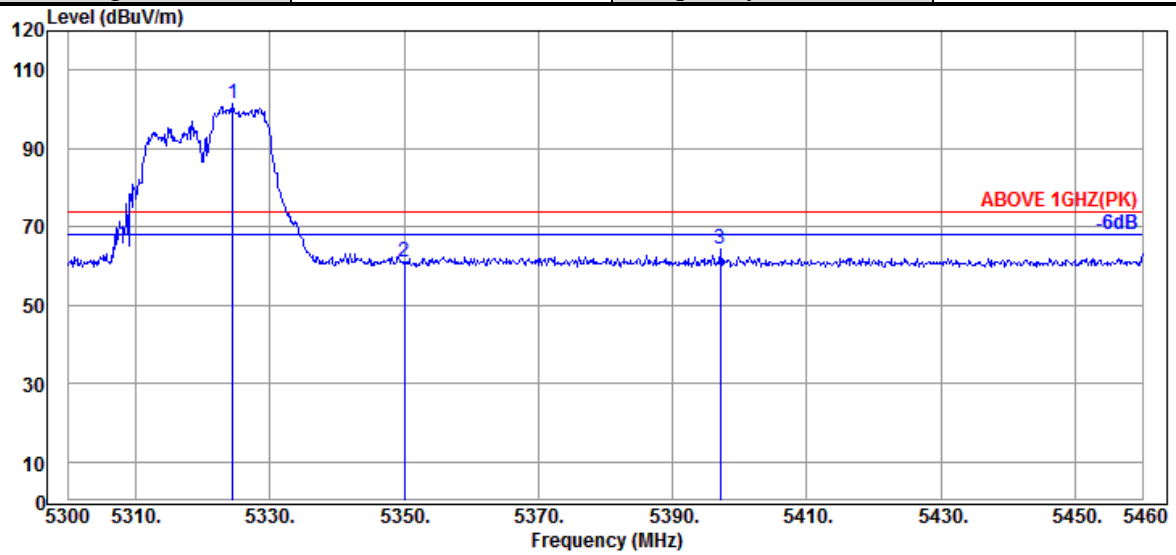

Antenna at Horizontal Polarization

Emission Frequency (MHz)	Antenna Factor (dB/m)	Cable Loss (dB)	Preamp Gain (dB)	Read Level (dBμV)	Emission Level (dBμV/m)	Limits (dBμV/m)	Margin (dB)	Detector
@ 5324.480	34.57	9.07	34.28	92.00	101.36	---	---	Peak
5350.080	34.60	9.10	34.27	51.44	60.87	74.00	13.13	Peak
5397.120	34.70	9.14	34.27	54.67	64.24	74.00	9.76	Peak

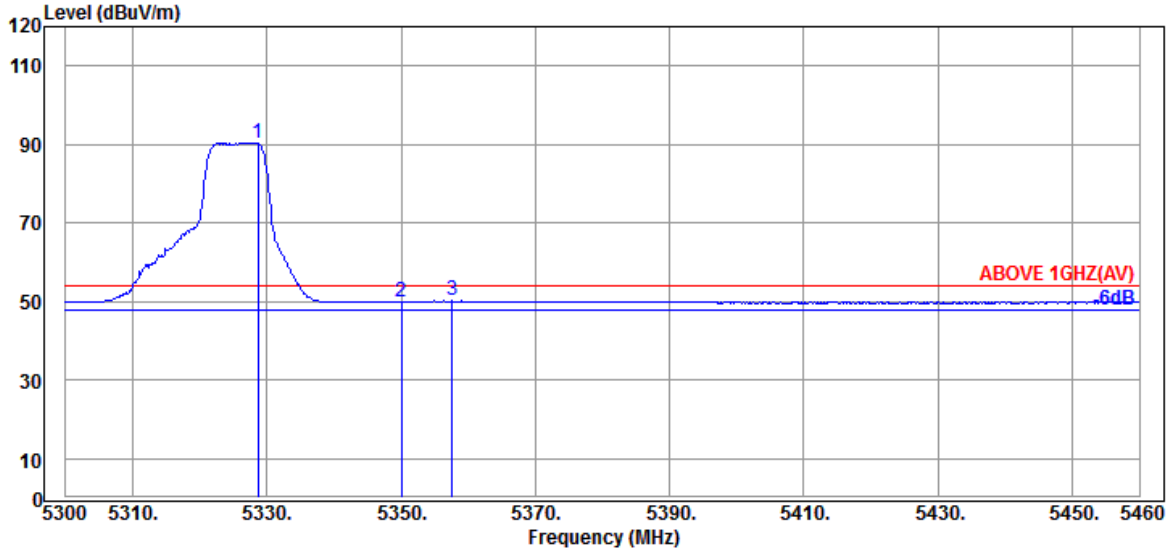

Antenna at Horizontal Polarization

Emission Frequency (MHz)	Antenna Factor (dB/m)	Cable Loss (dB)	Preamp Gain (dB)	Read Level (dBμV)	Emission Level (dBμV/m)	Limits (dBμV/m)	Margin (dB)	Detector
@ 5328.640	34.57	9.08	34.28	81.09	90.46	---	---	Average
5350.080	34.60	9.10	34.27	40.47	49.90	54.00	4.10	Average
5357.600	34.63	9.10	34.27	40.70	50.16	54.00	3.84	Average

Remark: The "@" means fundamental frequency, it is ignored in this section.

This test report may be reproduced in full only. The document may only be updated by Audix Technology Corp. personnel. Any changes will be noted in the Document History section of the report.

Audix Technology Corp.
No. 491, Zhongfu Rd., Linkou Dist.,
New Taipei City244, Taiwan
Tel: +886 2 26099301
Fax: +886 2 26099303

Mode	802.11ax-HE20	U-NII Band	2A
RU Configuration	106/54	Frequency	TX 5320MHz

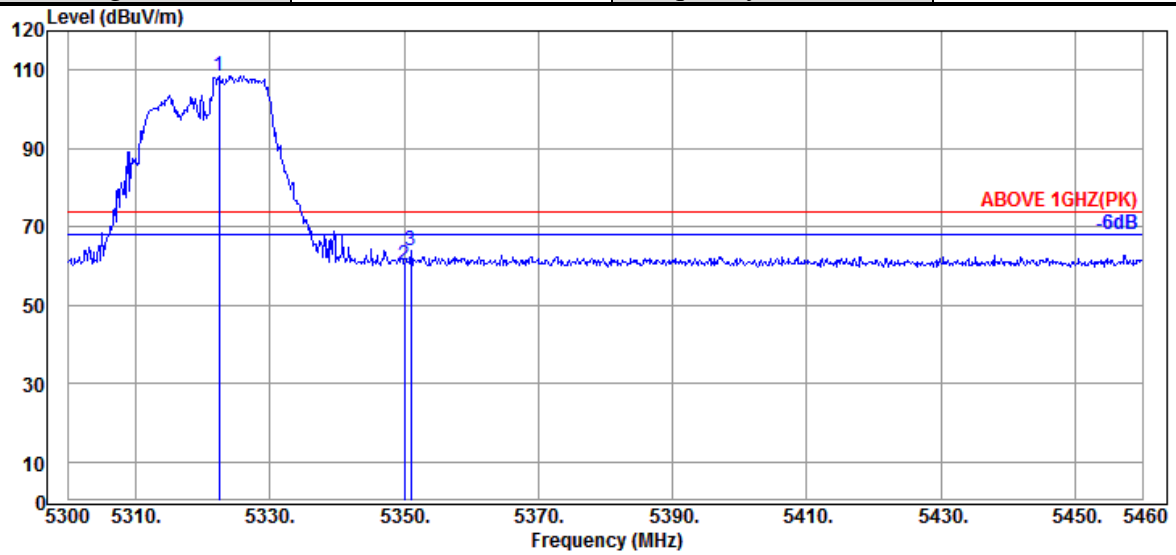

Antenna at Vertical Polarization

Emission Frequency (MHz)	Antenna Factor (dB/m)	Cable Loss (dB)	Preamp Gain (dB)	Read Level (dBμV)	Emission Level (dBμV/m)	Limits (dBμV/m)	Margin (dB)	Detector
@ 5322.400	34.53	9.07	34.28	99.25	108.57	---	---	Peak
5350.080	34.60	9.10	34.27	50.85	60.28	74.00	13.72	Peak
5351.040	34.60	9.10	34.27	54.31	63.74	74.00	10.26	Peak

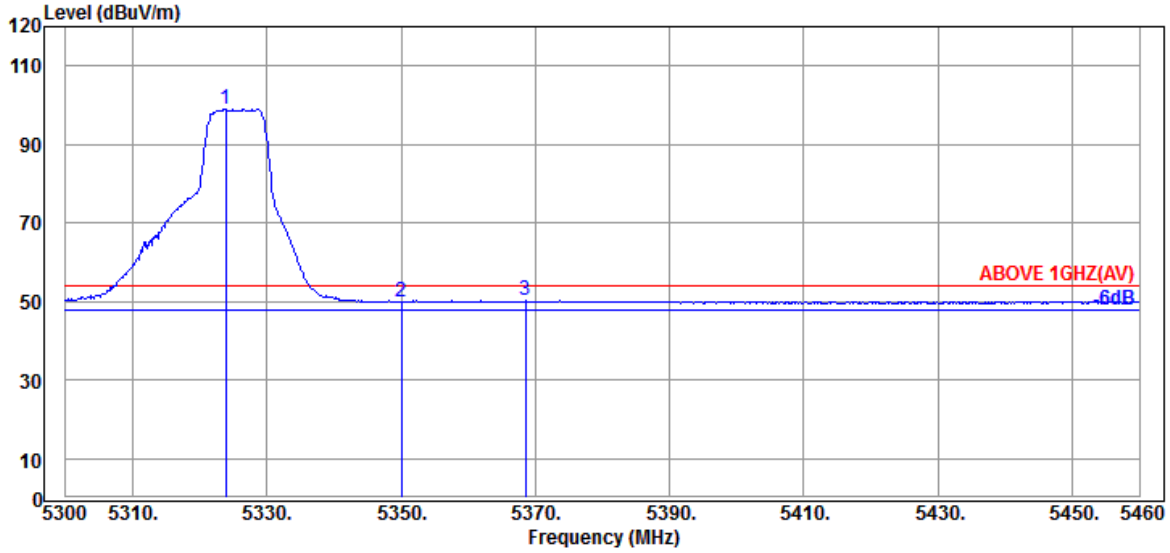

Antenna at Vertical Polarization

Emission Frequency (MHz)	Antenna Factor (dB/m)	Cable Loss (dB)	Preamp Gain (dB)	Read Level (dBμV)	Emission Level (dBμV/m)	Limits (dBμV/m)	Margin (dB)	Detector
@ 5323.840	34.57	9.07	34.28	89.63	98.99	---	---	Average
5350.080	34.60	9.10	34.27	40.47	49.90	54.00	4.10	Average
5368.480	34.63	9.11	34.27	40.70	50.17	54.00	3.83	Average

Remark: The "@" means fundamental frequency, it is ignored in this section.

This test report may be reproduced in full only. The document may only be updated by Audix Technology Corp. personnel. Any changes will be noted in the Document History section of the report.

Audix Technology Corp.
No. 491, Zhongfu Rd., Linkou Dist.,
New Taipei City244, Taiwan
Tel: +886 2 26099301
Fax: +886 2 26099303

Mode	802.11ax-HE20	U-NII Band	2C
RU Configuration	26/0	Frequency	TX 5500MHz

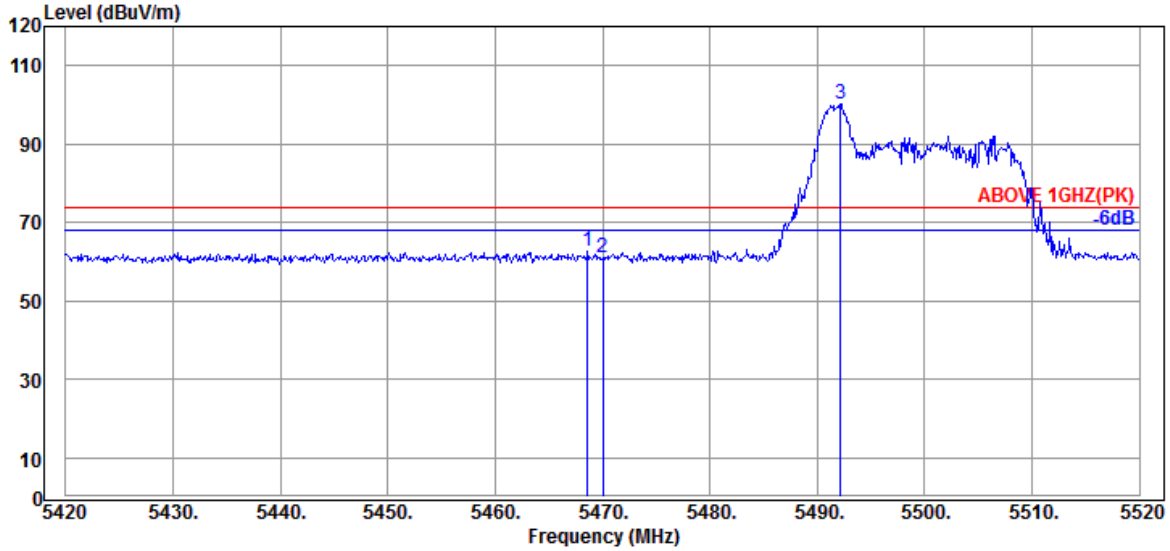

Antenna at Horizontal Polarization

Emission Frequency (MHz)	Antenna Factor (dB/m)	Cable Loss (dB)	Preamp Gain (dB)	Read Level (dBμV)	Emission Level (dBμV/m)	Limits (dBμV/m)	Margin (dB)	Detector
5468.600	34.47	9.20	34.24	53.30	62.73	74.00	11.27	Peak
5470.000	34.47	9.20	34.24	51.80	61.23	74.00	12.77	Peak
@ 5492.200	34.43	9.21	34.23	90.90	100.31	---	---	Peak

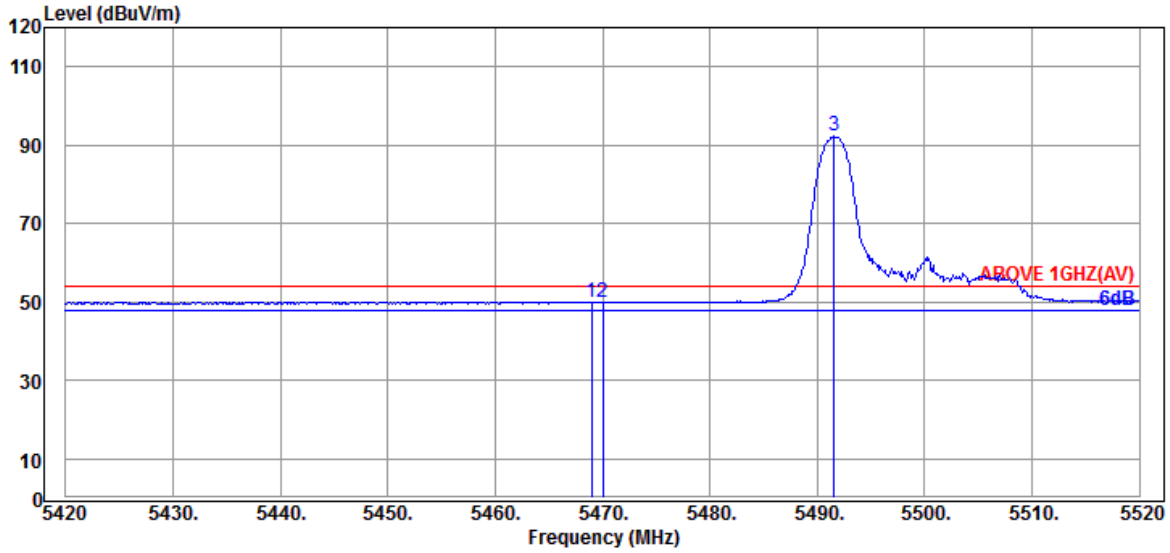

Antenna at Horizontal Polarization

Emission Frequency (MHz)	Antenna Factor (dB/m)	Cable Loss (dB)	Preamp Gain (dB)	Read Level (dBμV)	Emission Level (dBμV/m)	Limits (dBμV/m)	Margin (dB)	Detector
5469.000	34.47	9.20	34.24	40.63	50.06	54.00	3.94	Average
5470.000	34.47	9.20	34.24	40.44	49.87	54.00	4.13	Average
@ 5491.600	34.43	9.21	34.23	82.86	92.27	---	---	Average

Remark: The "@" means fundamental frequency, it is ignored in this section.

This test report may be reproduced in full only. The document may only be updated by Audix Technology Corp. personnel. Any changes will be noted in the Document History section of the report.

Audix Technology Corp.
No. 491, Zhongfu Rd., Linkou Dist.,
New Taipei City244, Taiwan

Tel: +886 2 26099301
Fax: +886 2 26099303

Mode	802.11ax-HE20	U-NII Band	2C
RU Configuration	26/0	Frequency	TX 5500MHz

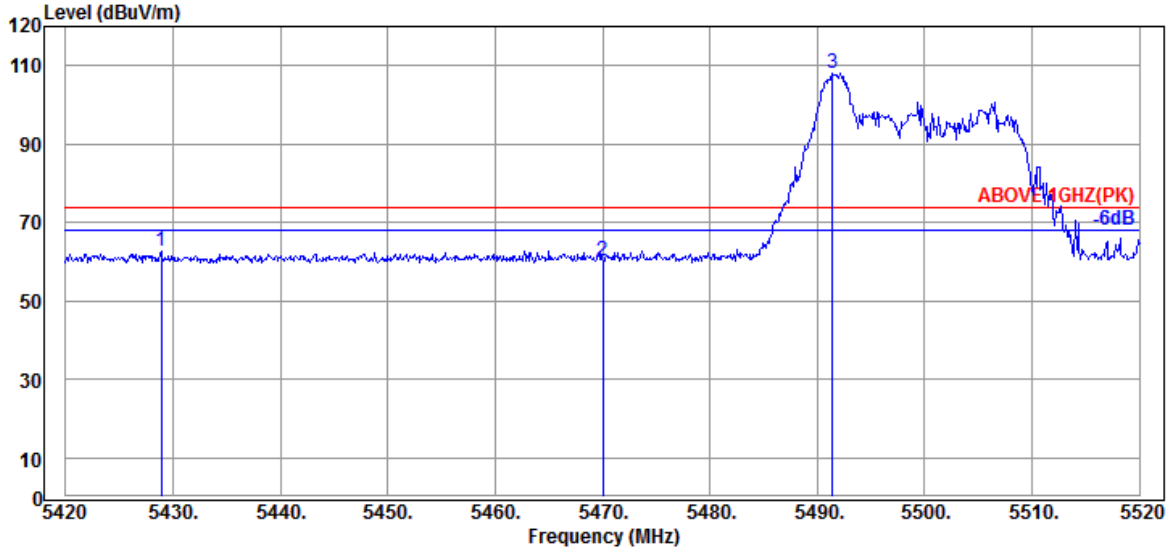

Antenna at Vertical Polarization

Emission Frequency (MHz)	Antenna Factor (dB/m)	Cable Loss (dB)	Preamp Gain (dB)	Read Level (dBμV)	Emission Level (dBμV/m)	Limits (dBμV/m)	Margin (dB)	Detector
5428.900	34.60	9.17	34.25	53.24	62.76	74.00	11.24	Peak
5470.000	34.47	9.20	34.24	50.92	60.35	74.00	13.65	Peak
@ 5491.400	34.43	9.21	34.23	98.70	108.11	---	---	Peak

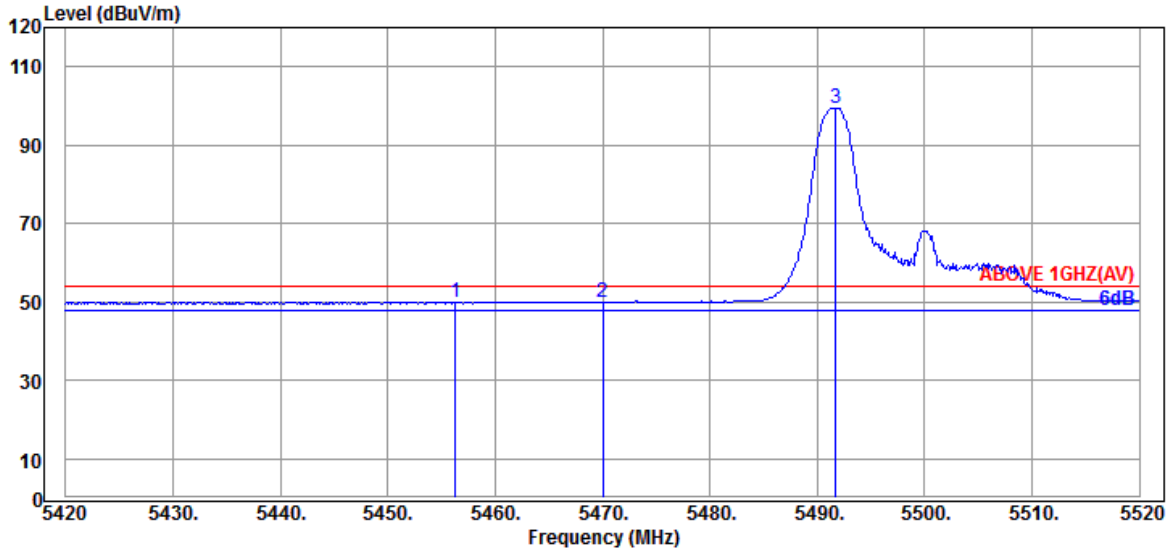

Antenna at Vertical Polarization

Emission Frequency (MHz)	Antenna Factor (dB/m)	Cable Loss (dB)	Preamp Gain (dB)	Read Level (dBμV)	Emission Level (dBμV/m)	Limits (dBμV/m)	Margin (dB)	Detector
5456.300	34.50	9.18	34.24	40.60	50.04	54.00	3.96	Average
5470.000	34.47	9.20	34.24	40.49	49.92	54.00	4.08	Average
@ 5491.700	34.43	9.21	34.23	90.14	99.55	---	---	Average

Remark: The "@" means fundamental frequency, it is ignored in this section..

This test report may be reproduced in full only. The document may only be updated by Audix Technology Corp. personnel. Any changes will be noted in the Document History section of the report.

Audix Technology Corp.
No. 491, Zhongfu Rd., Linkou Dist.,
New Taipei City244, Taiwan

Tel: +886 2 26099301
Fax: +886 2 26099303

Mode	802.11ax-HE20	U-NII Band	2C
RU Configuration	52/37	Frequency	TX 5500MHz

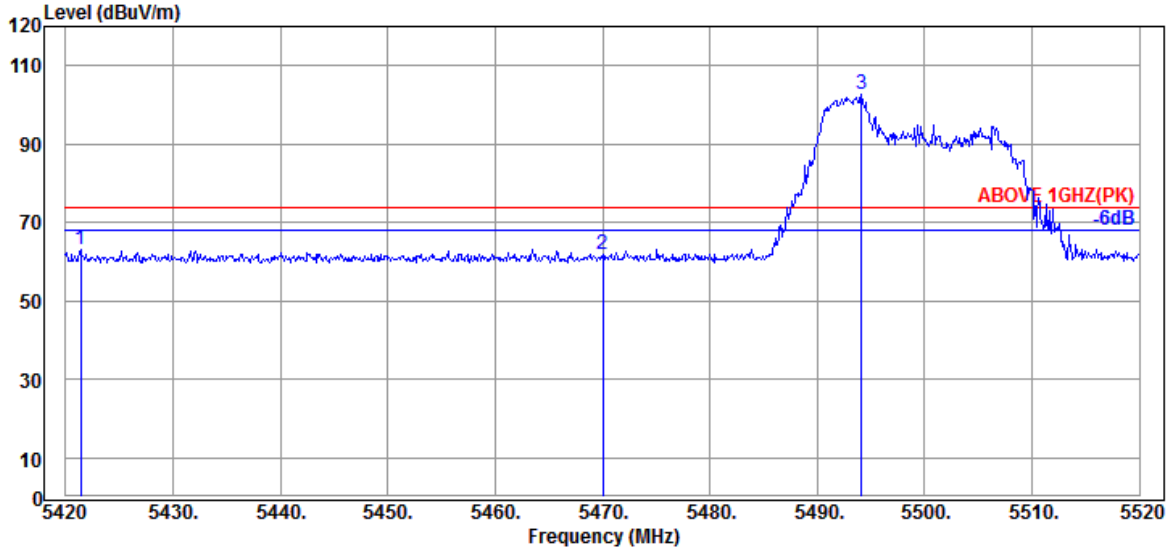

Antenna at Horizontal Polarization

Emission Frequency (MHz)	Antenna Factor (dB/m)	Cable Loss (dB)	Preamp Gain (dB)	Read Level (dBμV)	Emission Level (dBμV/m)	Limits (dBμV/m)	Margin (dB)	Detector
5421.400	34.60	9.15	34.26	53.70	63.19	74.00	10.81	Peak
5470.000	34.47	9.20	34.24	52.30	61.73	74.00	12.27	Peak
@ 5494.100	34.43	9.21	34.23	93.24	102.65	---	---	Peak

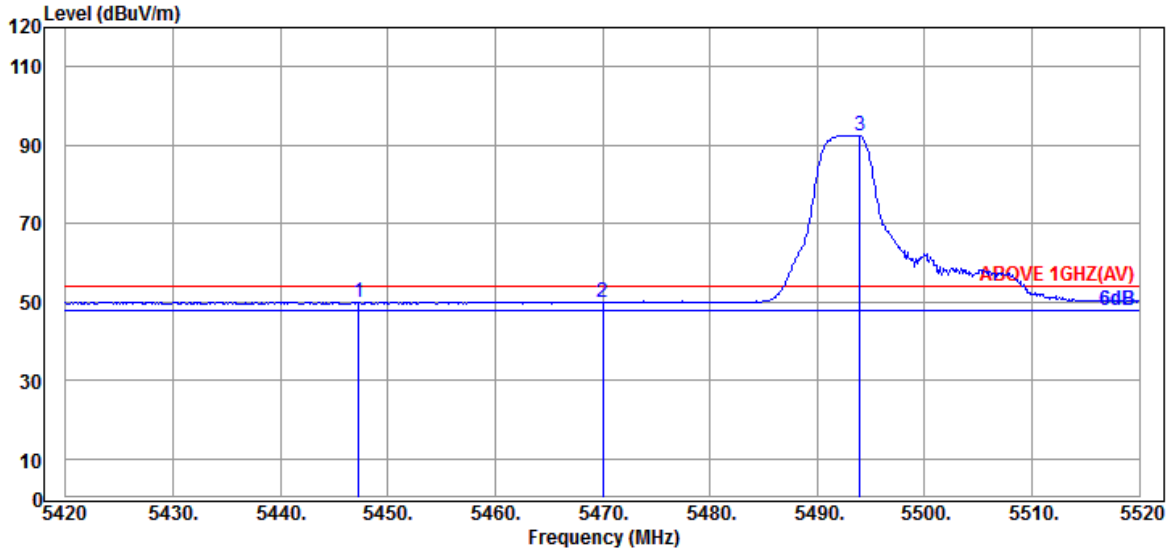

Antenna at Horizontal Polarization

Emission Frequency (MHz)	Antenna Factor (dB/m)	Cable Loss (dB)	Preamp Gain (dB)	Read Level (dBμV)	Emission Level (dBμV/m)	Limits (dBμV/m)	Margin (dB)	Detector
5447.300	34.55	9.18	34.25	40.58	50.06	54.00	3.94	Average
5470.000	34.47	9.20	34.24	40.41	49.84	54.00	4.16	Average
@ 5494.000	34.43	9.21	34.23	83.12	92.53	---	---	Average

Remark: The "@" means fundamental frequency, it is ignored in this section.

This test report may be reproduced in full only. The document may only be updated by Audix Technology Corp. personnel. Any changes will be noted in the Document History section of the report.

Audix Technology Corp.
No. 491, Zhongfu Rd., Linkou Dist.,
New Taipei City244, Taiwan

Tel: +886 2 26099301
Fax: +886 2 26099303

Mode	802.11ax-HE20	U-NII Band	2C
RU Configuration	52/37	Frequency	TX 5500MHz

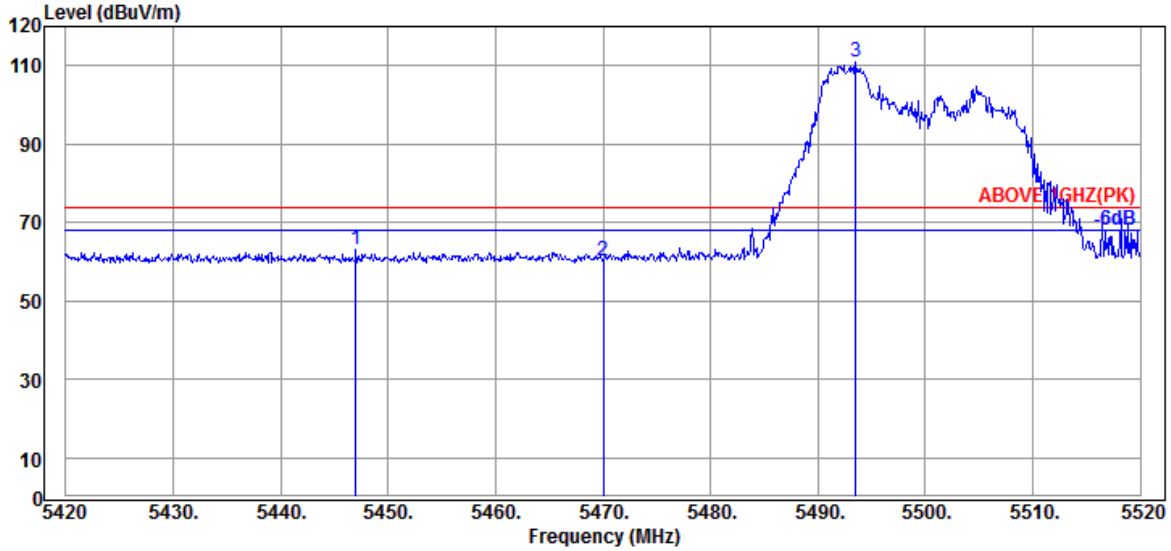

Antenna at Vertical Polarization

Emission Frequency (MHz)	Antenna Factor (dB/m)	Cable Loss (dB)	Preamp Gain (dB)	Read Level (dBμV)	Emission Level (dBμV/m)	Limits (dBμV/m)	Margin (dB)	Detector
5447.000	34.55	9.18	34.25	53.48	62.96	74.00	11.04	Peak
5470.000	34.47	9.20	34.24	50.73	60.16	74.00	13.84	Peak
@ 5493.500	34.43	9.21	34.23	101.54	110.95	---	---	Peak

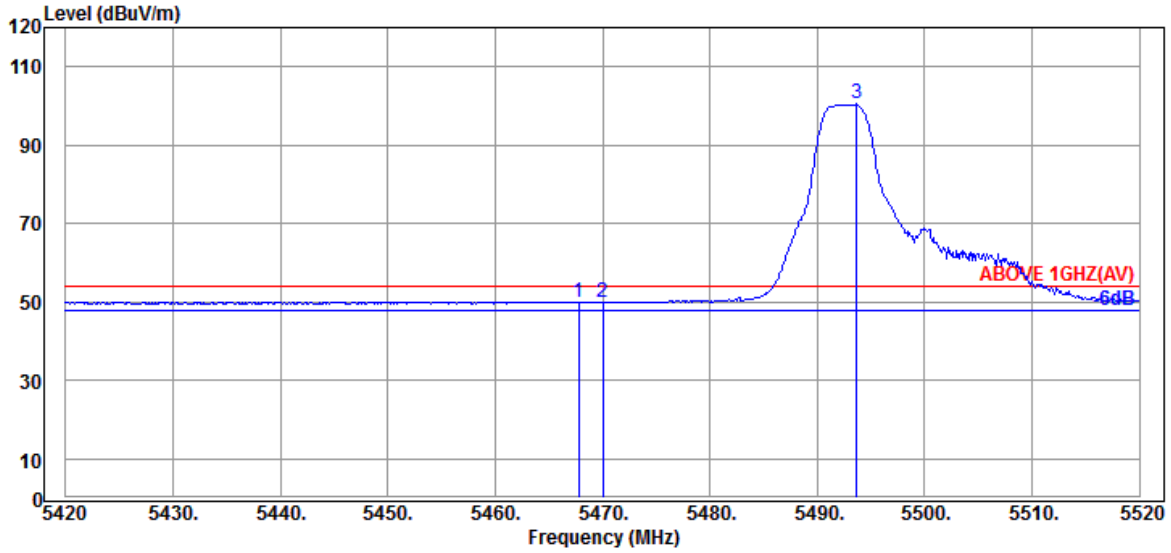

Antenna at Vertical Polarization

Emission Frequency (MHz)	Antenna Factor (dB/m)	Cable Loss (dB)	Preamp Gain (dB)	Read Level (dBμV)	Emission Level (dBμV/m)	Limits (dBμV/m)	Margin (dB)	Detector
5467.800	34.47	9.20	34.24	40.67	50.10	54.00	3.90	Average
5470.000	34.47	9.20	34.24	40.48	49.91	54.00	4.09	Average
@ 5493.700	34.43	9.21	34.23	91.09	100.50	---	---	Average

Remark: The "@" means fundamental frequency, it is ignored in this section.

This test report may be reproduced in full only. The document may only be updated by Audix Technology Corp. personnel. Any changes will be noted in the Document History section of the report.

Audix Technology Corp.
No. 491, Zhongfu Rd., Linkou Dist.,
New Taipei City244, Taiwan
Tel: +886 2 26099301
Fax: +886 2 26099303

Mode	802.11ax-HE20	U-NII Band	2C
RU Configuration	106/53	Frequency	TX 5500MHz

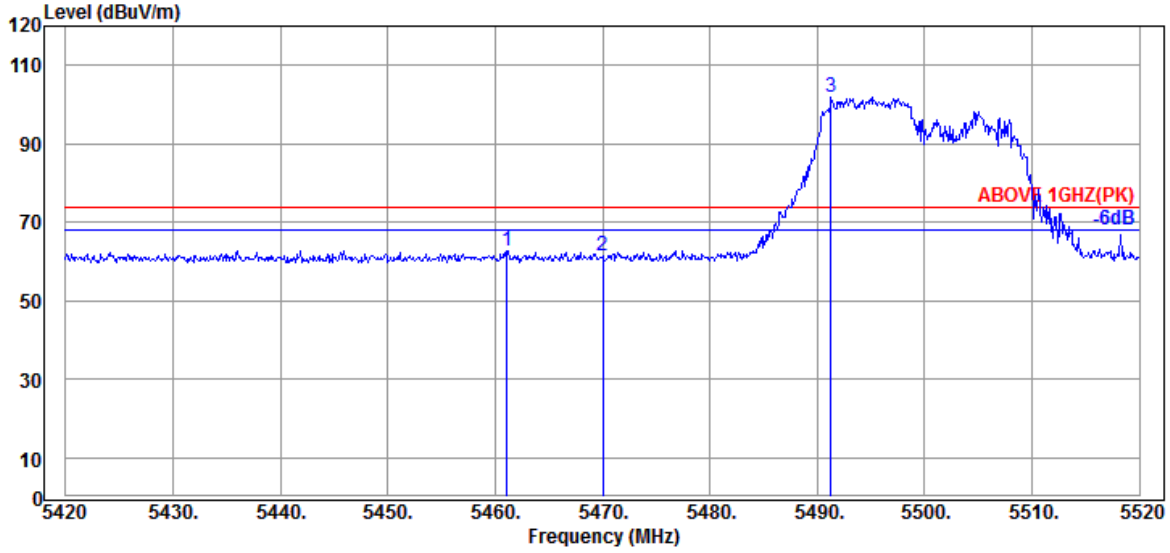

Antenna at Horizontal Polarization

Emission Frequency (MHz)	Antenna Factor (dB/m)	Cable Loss (dB)	Preamp Gain (dB)	Read Level (dBμV)	Emission Level (dBμV/m)	Limits (dBμV/m)	Margin (dB)	Detector
5461.100	34.50	9.18	34.24	53.18	62.62	74.00	11.38	Peak
5470.000	34.47	9.20	34.24	51.85	61.28	74.00	12.72	Peak
@ 5491.300	34.43	9.21	34.23	92.62	102.03	---	---	Peak

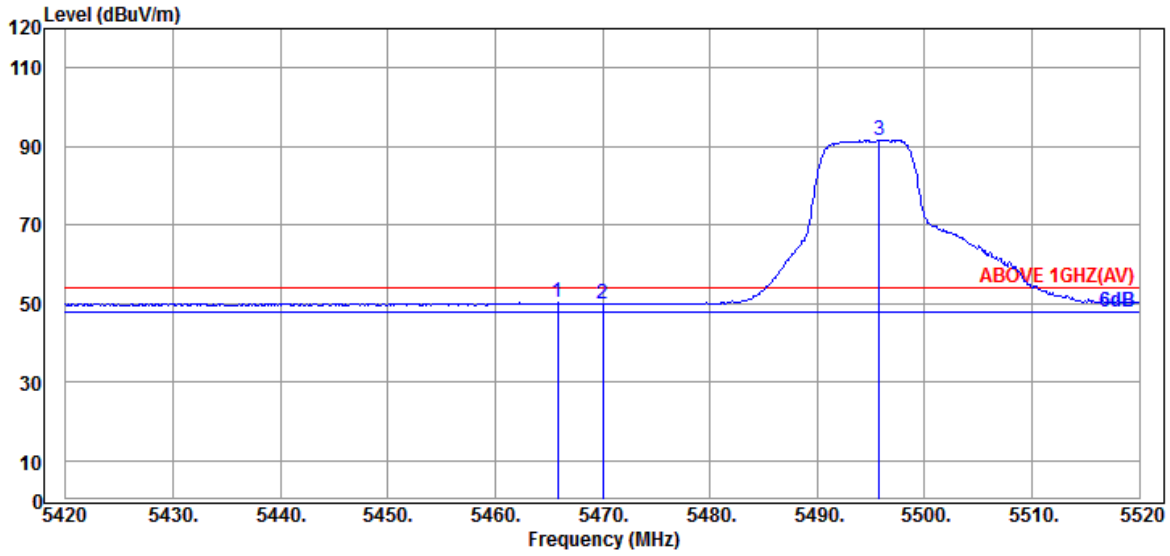

Antenna at Horizontal Polarization

Emission Frequency (MHz)	Antenna Factor (dB/m)	Cable Loss (dB)	Preamp Gain (dB)	Read Level (dBμV)	Emission Level (dBμV/m)	Limits (dBμV/m)	Margin (dB)	Detector
5465.800	34.47	9.20	34.24	40.69	50.12	54.00	3.88	Average
5470.000	34.47	9.20	34.24	40.40	49.83	54.00	4.17	Average
@ 5495.800	34.40	9.21	34.23	82.22	91.60	---	---	Average

Remark: The "@" means fundamental frequency, it is ignored in this section.

This test report may be reproduced in full only. The document may only be updated by Audix Technology Corp. personnel. Any changes will be noted in the Document History section of the report.

Audix Technology Corp.
No. 491, Zhongfu Rd., Linkou Dist.,
New Taipei City244, Taiwan
Tel: +886 2 26099301
Fax: +886 2 26099303

Mode	802.11ax-HE20	U-NII Band	2C
RU Configuration	106/53	Frequency	TX 5500MHz

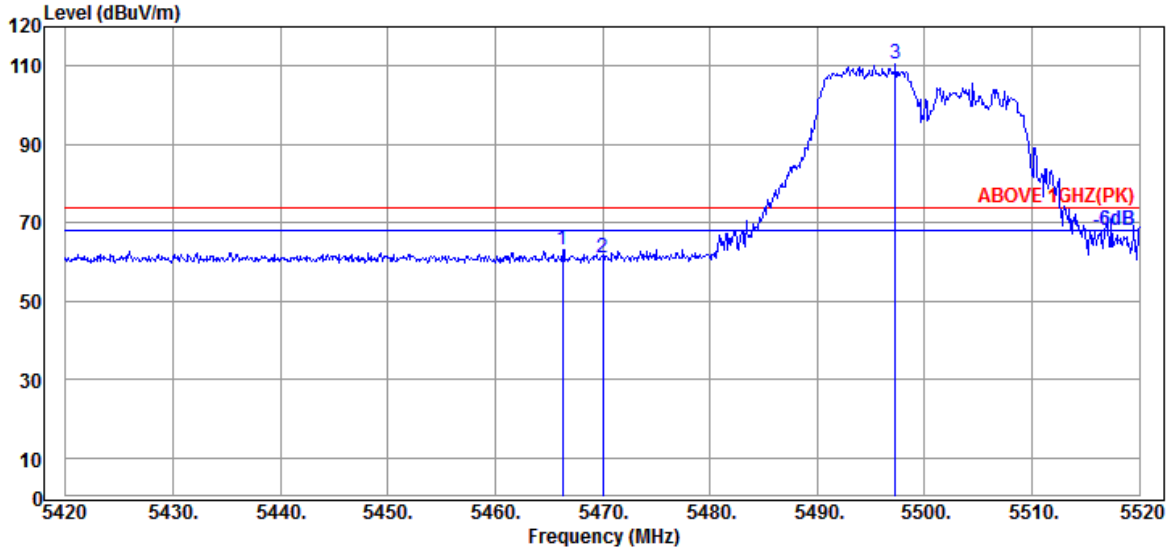

Antenna at Vertical Polarization

Emission Frequency (MHz)	Antenna Factor (dB/m)	Cable Loss (dB)	Preamp Gain (dB)	Read Level (dBμV)	Emission Level (dBμV/m)	Limits (dBμV/m)	Margin (dB)	Detector
5466.300	34.47	9.20	34.24	53.77	63.20	74.00	10.80	Peak
5470.000	34.47	9.20	34.24	51.49	60.92	74.00	13.08	Peak
@ 5497.300	34.40	9.23	34.23	100.97	110.37	---	---	Peak

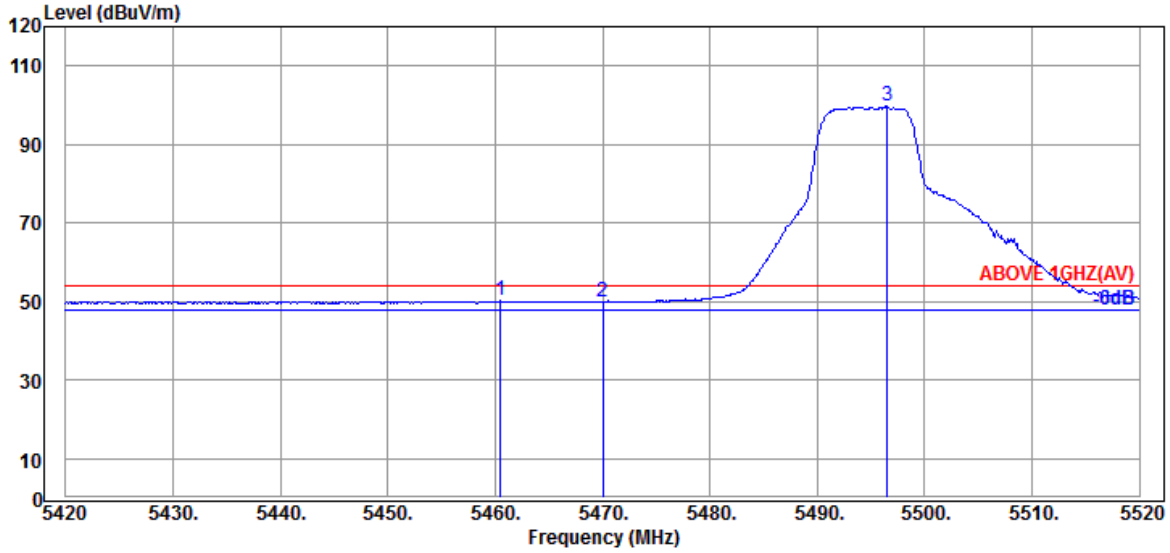

Antenna at Vertical Polarization

Emission Frequency (MHz)	Antenna Factor (dB/m)	Cable Loss (dB)	Preamp Gain (dB)	Read Level (dBμV)	Emission Level (dBμV/m)	Limits (dBμV/m)	Margin (dB)	Detector
5460.500	34.50	9.18	34.24	40.77	50.21	54.00	3.79	Average
5470.000	34.47	9.20	34.24	40.50	49.93	54.00	4.07	Average
@ 5496.500	34.40	9.21	34.23	90.36	99.74	---	---	Average

Remark: The "@" means fundamental frequency, it is ignored in this section.

This test report may be reproduced in full only. The document may only be updated by Audix Technology Corp. personnel. Any changes will be noted in the Document History section of the report.

Audix Technology Corp.
No. 491, Zhongfu Rd., Linkou Dist.,
New Taipei City244, Taiwan

Tel: +886 2 26099301
Fax: +886 2 26099303

Mode	802.11ax-HE20	U-NII Band	2C
RU Configuration	26/8	Frequency	TX 5700MHz

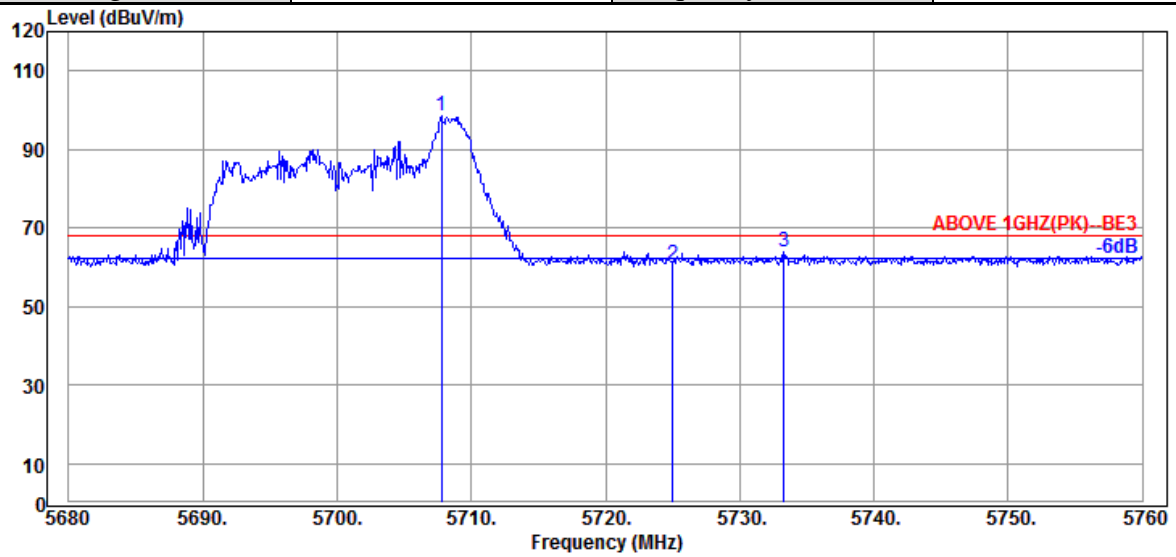

Antenna at Horizontal Polarization

Emission Frequency (MHz)	Antenna Factor (dB/m)	Cable Loss (dB)	Preamp Gain (dB)	Read Level (dBμV)	Emission Level (dBμV/m)	Limits (dBμV/m)	Margin (dB)	Detector
@ 5707.760	34.53	9.40	34.32	89.05	98.66	---	---	Peak
5725.040	34.67	9.42	34.32	51.05	60.82	68.20	7.38	Peak
5733.280	34.67	9.42	34.33	54.09	63.85	68.20	4.35	Peak

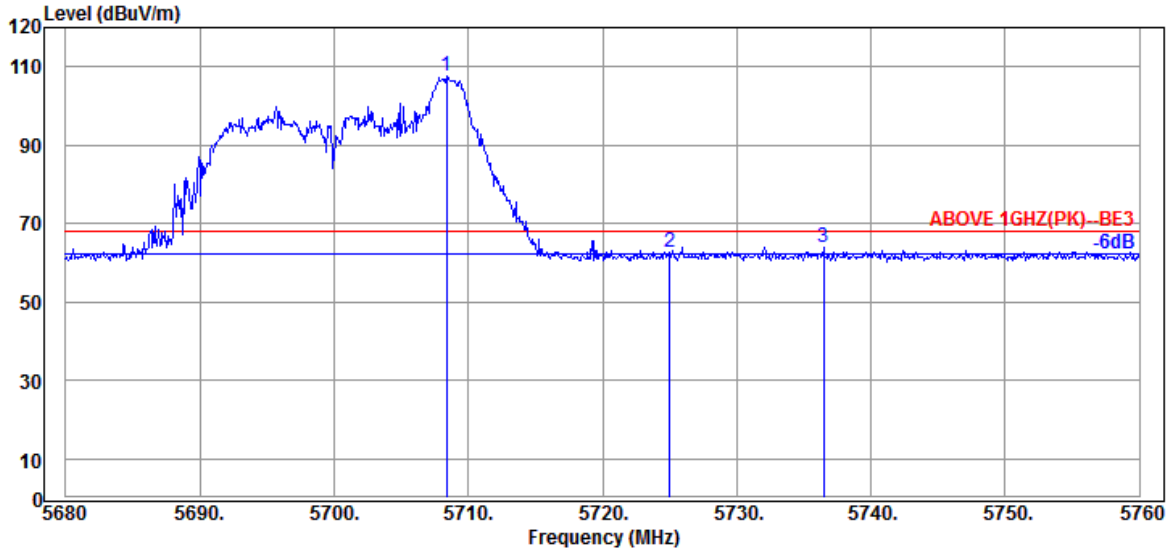

Antenna at Vertical Polarization

Emission Frequency (MHz)	Antenna Factor (dB/m)	Cable Loss (dB)	Preamp Gain (dB)	Read Level (dBμV)	Emission Level (dBμV/m)	Limits (dBμV/m)	Margin (dB)	Detector
@ 5708.400	34.53	9.40	34.32	97.93	107.54	---	---	Peak
5725.040	34.67	9.42	34.32	52.96	62.73	68.20	5.47	Peak
5736.480	34.67	9.43	34.33	54.29	64.06	68.20	4.14	Peak

Remark: The "@" means fundamental frequency, it is ignored in this section.

This test report may be reproduced in full only. The document may only be updated by Audix Technology Corp. personnel. Any changes will be noted in the Document History section of the report.

Audix Technology Corp.
No. 491, Zhongfu Rd., Linkou Dist.,
New Taipei City244, Taiwan

Tel: +886 2 26099301
Fax: +886 2 26099303

Mode	802.11ax-HE20	U-NII Band	2C
RU Configuration	52/40	Frequency	TX 5700MHz

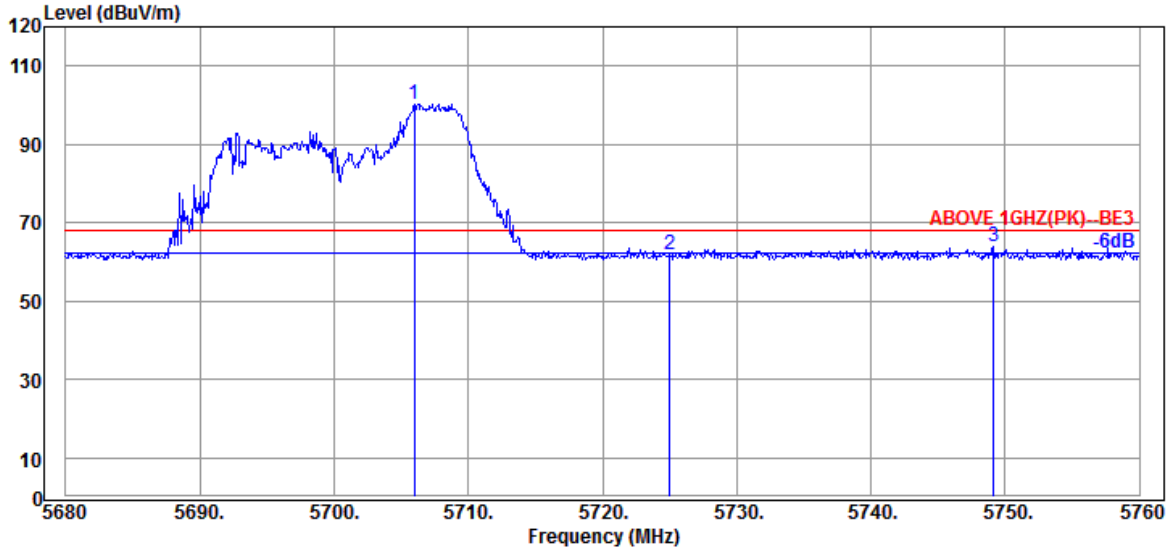

Antenna at Horizontal Polarization

Emission Frequency (MHz)	Antenna Factor (dB/m)	Cable Loss (dB)	Preamp Gain (dB)	Read Level (dBμV)	Emission Level (dBμV/m)	Limits (dBμV/m)	Margin (dB)	Detector
@ 5706.000	34.53	9.40	34.32	90.79	100.40	---	---	Peak
5725.040	34.67	9.42	34.32	51.89	61.66	68.20	6.54	Peak
5749.120	34.80	9.43	34.33	53.88	63.78	68.20	4.42	Peak

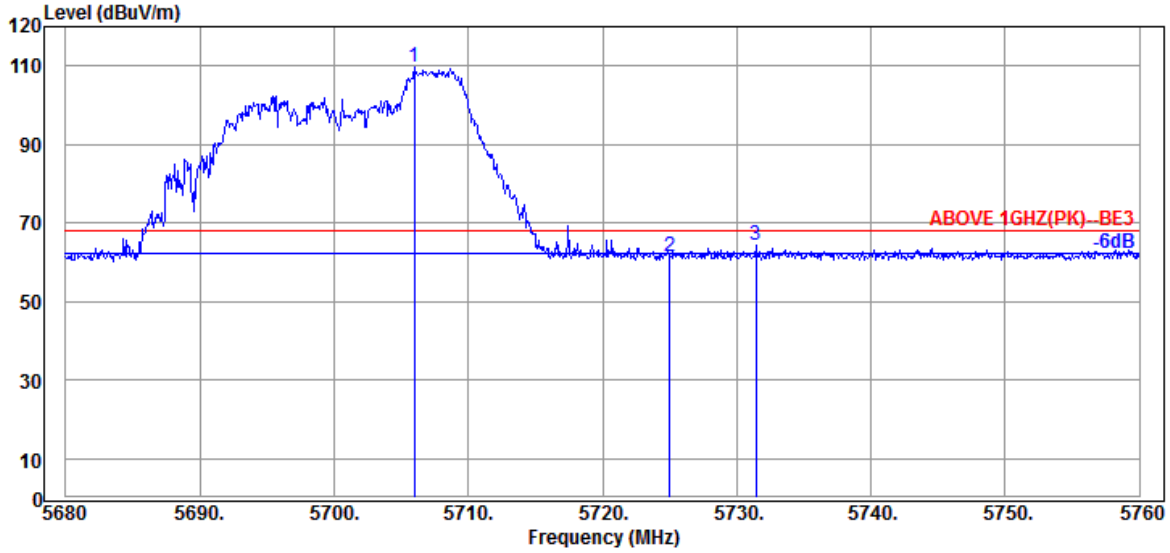

Antenna at Vertical Polarization

Emission Frequency (MHz)	Antenna Factor (dB/m)	Cable Loss (dB)	Preamp Gain (dB)	Read Level (dBμV)	Emission Level (dBμV/m)	Limits (dBμV/m)	Margin (dB)	Detector
@ 5706.000	34.53	9.40	34.32	100.09	109.70	---	---	Peak
5725.040	34.67	9.42	34.32	51.74	61.51	68.20	6.69	Peak
5731.440	34.67	9.42	34.33	54.65	64.41	68.20	3.79	Peak

Remark: The "@" means fundamental frequency, it is ignored in this section.

This test report may be reproduced in full only. The document may only be updated by Audix Technology Corp. personnel. Any changes will be noted in the Document History section of the report.

Audix Technology Corp.
No. 491, Zhongfu Rd., Linkou Dist.,
New Taipei City244, Taiwan

Tel: +886 2 26099301
Fax: +886 2 26099303

Mode	802.11ax-HE20	U-NII Band	2C
RU Configuration	106/54	Frequency	TX 5700MHz

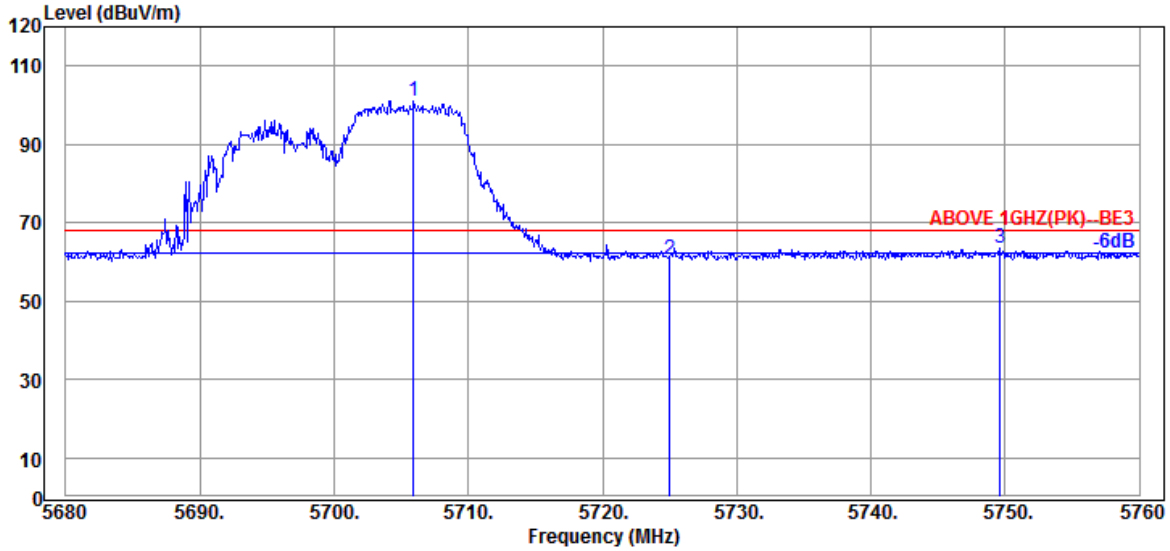

Antenna at Horizontal Polarization

Emission Frequency (MHz)	Antenna Factor (dB/m)	Cable Loss (dB)	Preamp Gain (dB)	Read Level (dBμV)	Emission Level (dBμV/m)	Limits (dBμV/m)	Margin (dB)	Detector
@ 5705.920	34.53	9.40	34.32	91.58	101.19	---	---	Peak
5725.040	34.67	9.42	34.32	50.83	60.60	68.20	7.60	Peak
5749.600	34.80	9.43	34.33	53.57	63.47	68.20	4.73	Peak

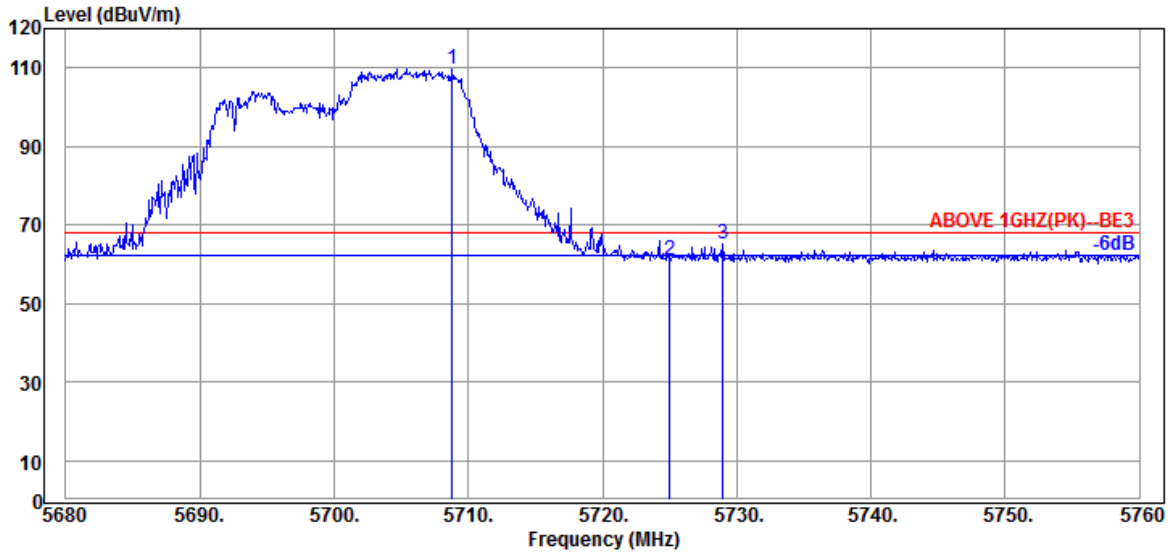

Antenna at Vertical Polarization

Emission Frequency (MHz)	Antenna Factor (dB/m)	Cable Loss (dB)	Preamp Gain (dB)	Read Level (dBμV)	Emission Level (dBμV/m)	Limits (dBμV/m)	Margin (dB)	Detector
@ 5708.800	34.53	9.40	34.32	100.26	109.87	---	---	Peak
5725.040	34.67	9.42	34.32	51.14	60.91	68.20	7.29	Peak
5728.960	34.67	9.42	34.32	55.53	65.30	68.20	2.90	Peak

Remark: The "@" means fundamental frequency, it is ignored in this section.

This test report may be reproduced in full only. The document may only be updated by Audix Technology Corp. personnel. Any changes will be noted in the Document History section of the report.

Audix Technology Corp.
No. 491, Zhongfu Rd., Linkou Dist.,
New Taipei City244, Taiwan

Tel: +886 2 26099301
Fax: +886 2 26099303

Mode	802.11ax-HE20	U-NII Band	III
RU Configuration	26/0	Frequency	TX 5745MHz

Antenna at Horizontal Polarization

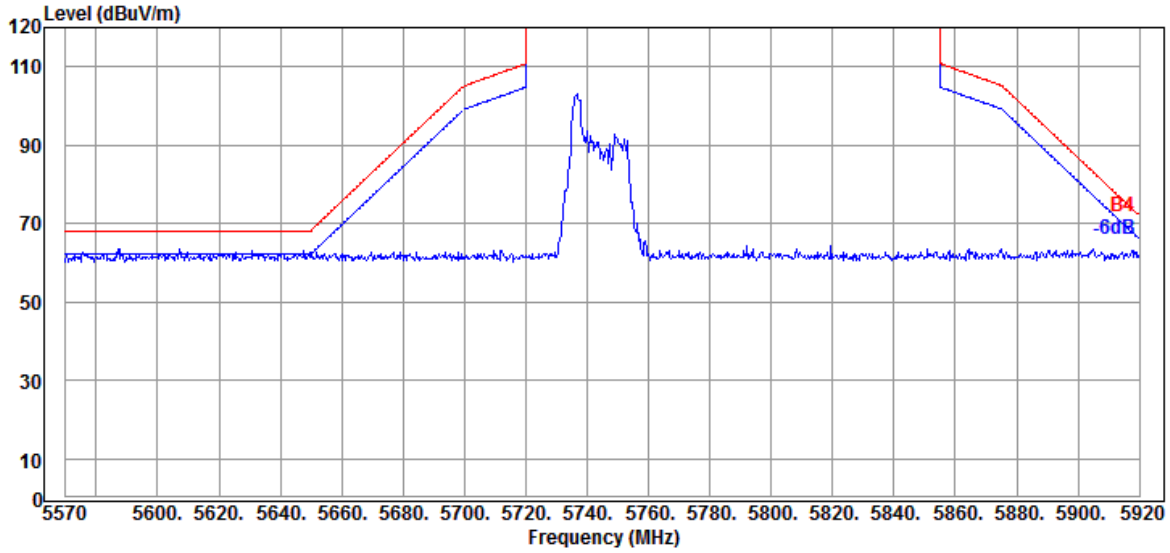

Antenna at Vertical Polarization

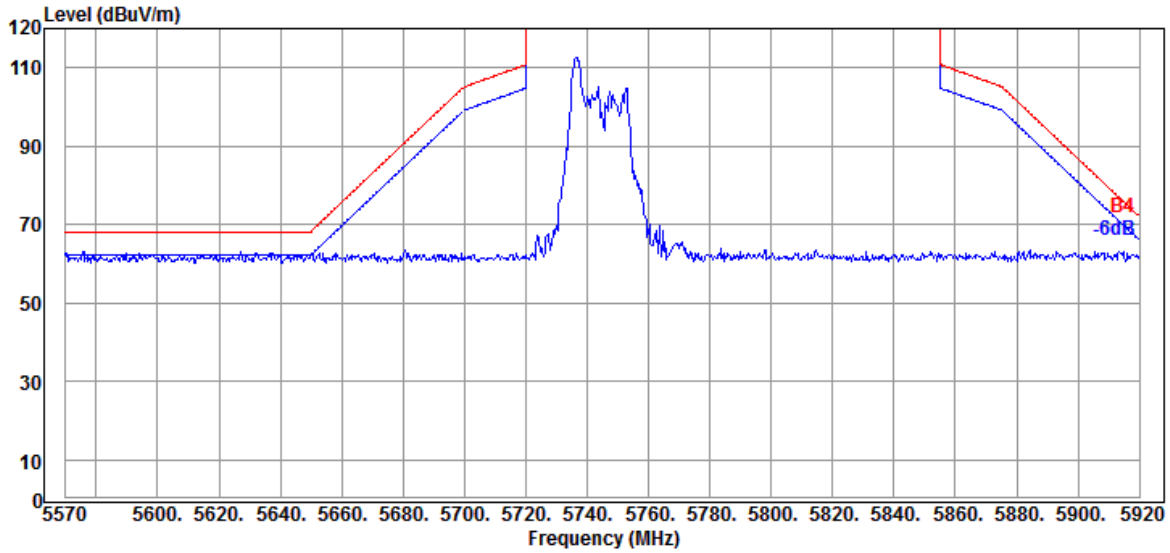

This test report may be reproduced in full only. The document may only be updated by Audix Technology Corp. personnel. Any changes will be noted in the Document History section of the report.

Audix Technology Corp.
No. 491, Zhongfu Rd., Linkou Dist.,
New Taipei City244, Taiwan

Tel: +886 2 26099301
Fax: +886 2 26099303

Mode	802.11ax-HE20	U-NII Band	III
RU Configuration	52/37	Frequency	TX 5745MHz

Antenna at Horizontal Polarization

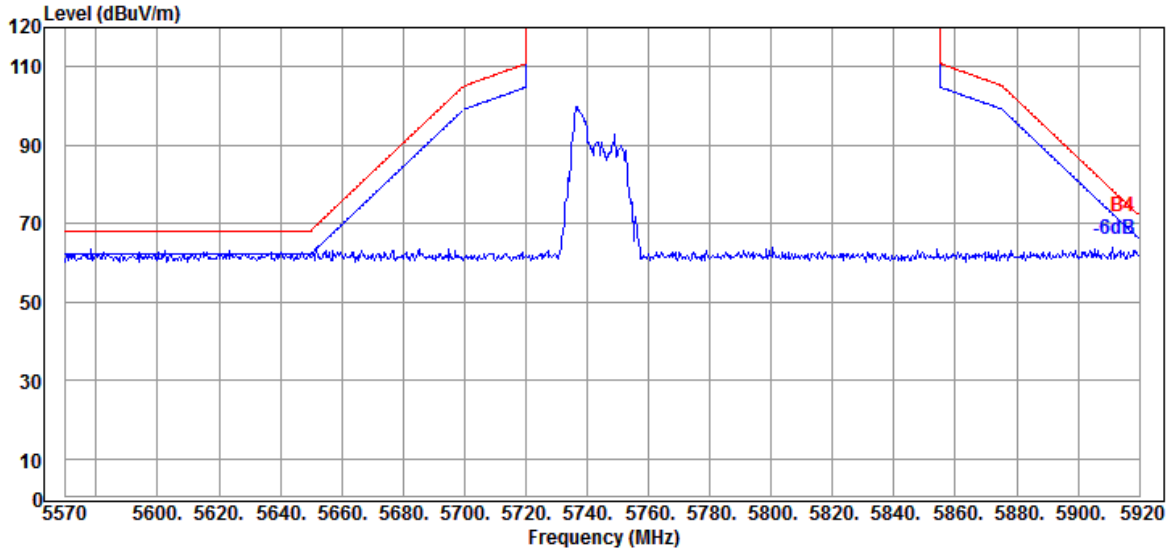

Antenna at Vertical Polarization

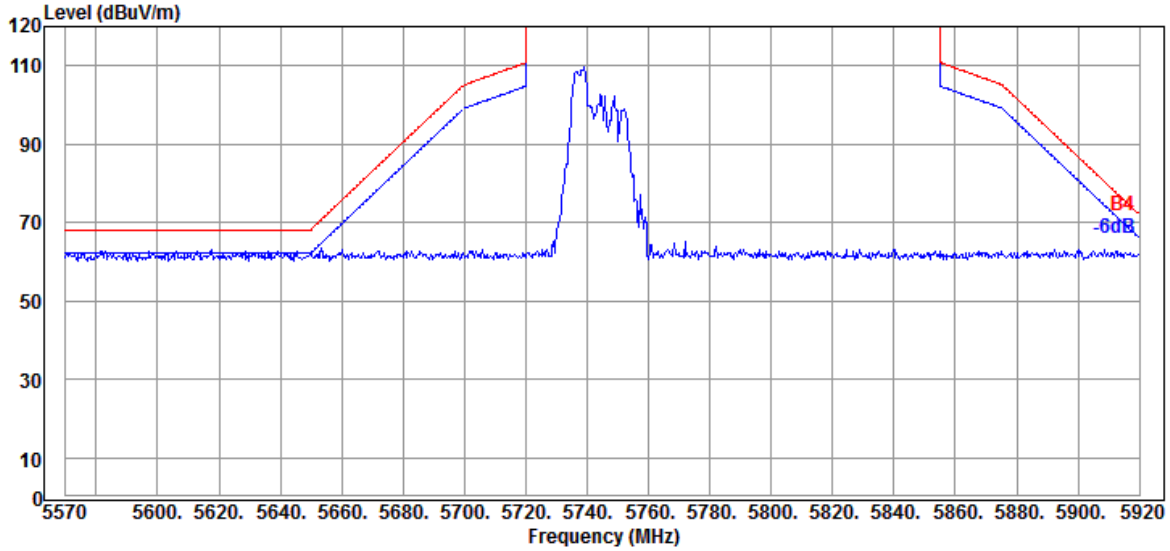

This test report may be reproduced in full only. The document may only be updated by Audix Technology Corp. personnel. Any changes will be noted in the Document History section of the report.

Audix Technology Corp.
No. 491, Zhongfu Rd., Linkou Dist.,
New Taipei City244, Taiwan
Tel: +886 2 26099301
Fax: +886 2 26099303

Mode	802.11ax-HE20	U-NII Band	III
RU Configuration	106/53	Frequency	TX 5745MHz

Antenna at Horizontal Polarization

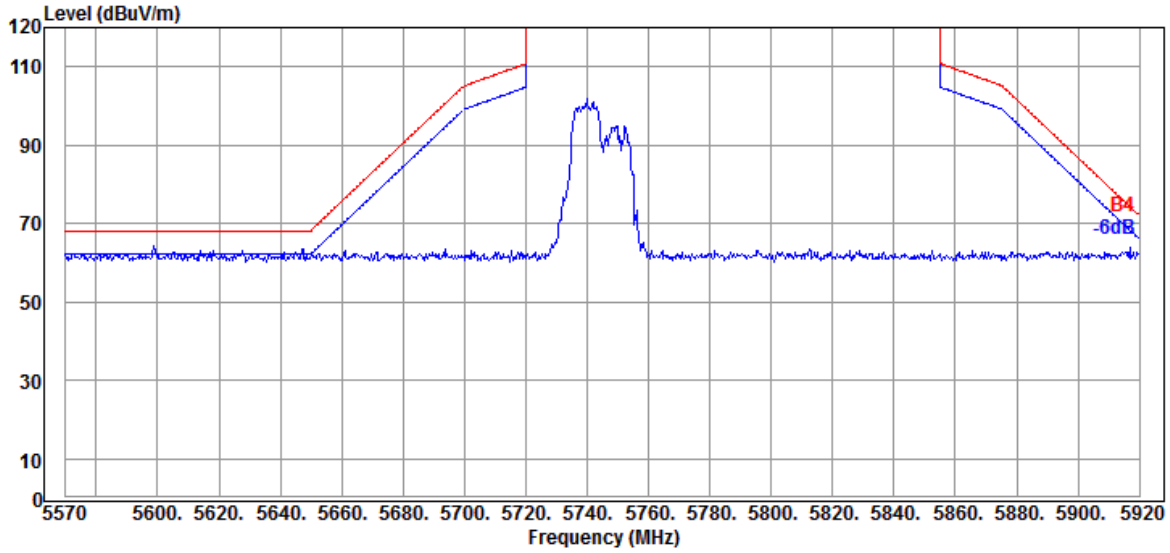

Antenna at Vertical Polarization

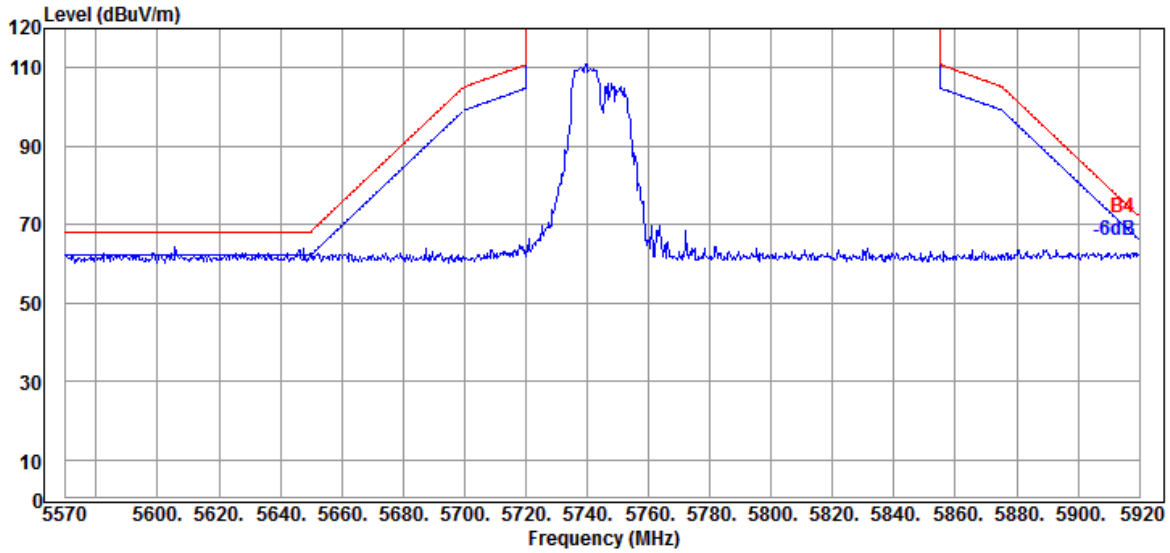

This test report may be reproduced in full only. The document may only be updated by Audix Technology Corp. personnel. Any changes will be noted in the Document History section of the report.

Audix Technology Corp.
No. 491, Zhongfu Rd., Linkou Dist.,
New Taipei City244, Taiwan
Tel: +886 2 26099301
Fax: +886 2 26099303

Mode	802.11ax-HE20	U-NII Band	III
RU Configuration	26/8	Frequency	TX 5825MHz

Antenna at Horizontal Polarization

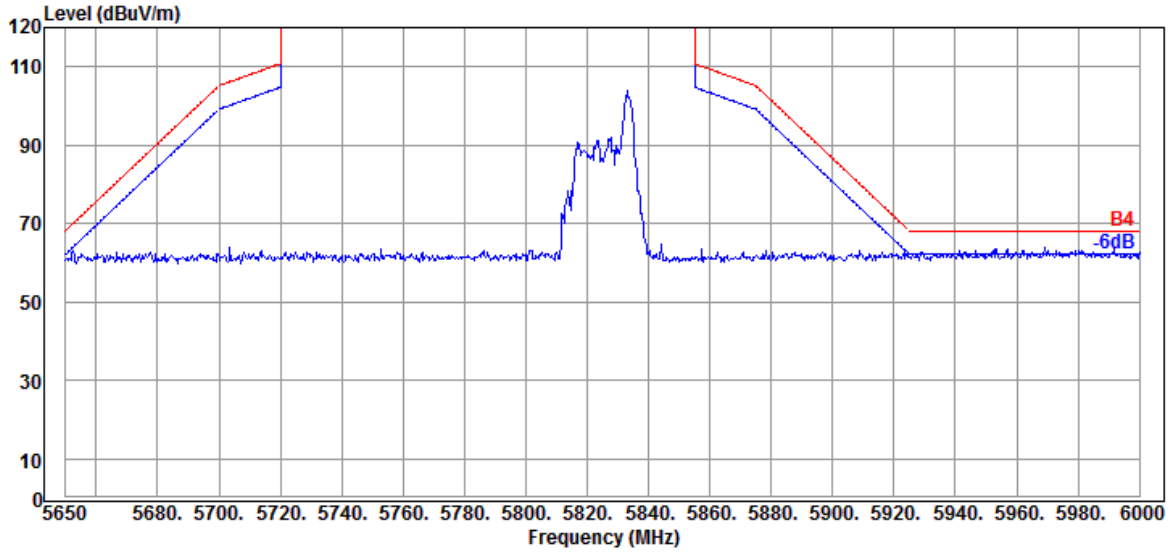

Antenna at Vertical Polarization

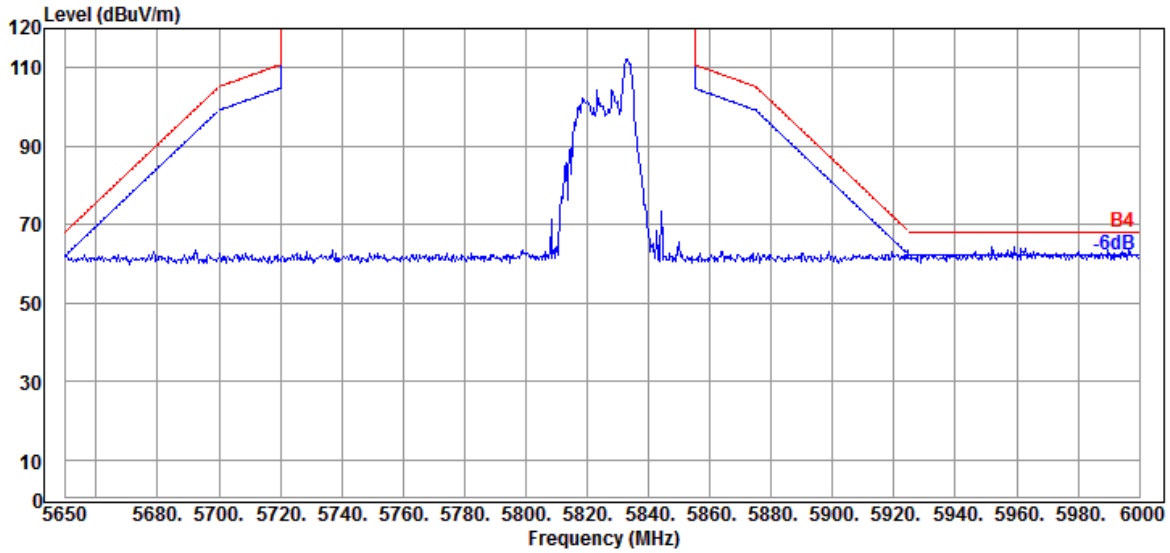

This test report may be reproduced in full only. The document may only be updated by Audix Technology Corp. personnel. Any changes will be noted in the Document History section of the report.

Audix Technology Corp.
No. 491, Zhongfu Rd., Linkou Dist.,
New Taipei City244, Taiwan
Tel: +886 2 26099301
Fax: +886 2 26099303

Mode	802.11ax-HE20	U-NII Band	III
RU Configuration	52/40	Frequency	TX 5825MHz

Antenna at Horizontal Polarization

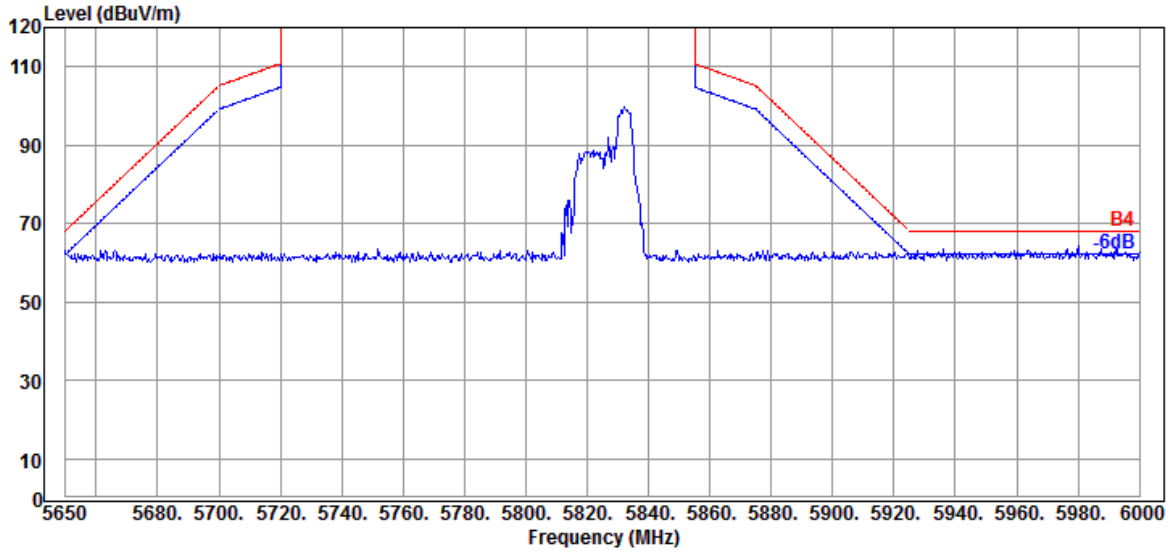

Antenna at Vertical Polarization

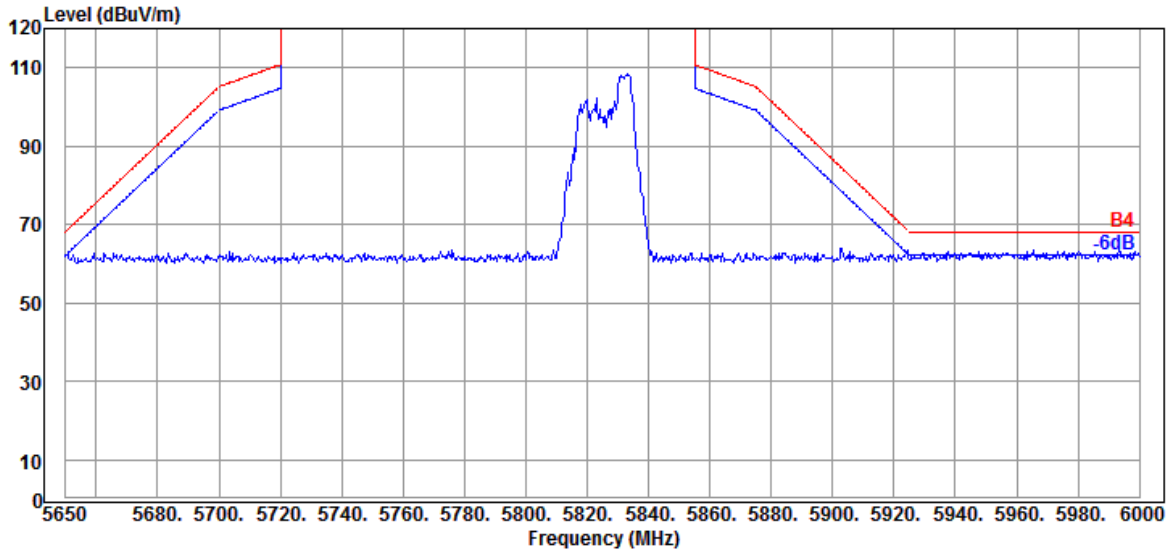

This test report may be reproduced in full only. The document may only be updated by Audix Technology Corp. personnel. Any changes will be noted in the Document History section of the report.

Audix Technology Corp.
No. 491, Zhongfu Rd., Linkou Dist.,
New Taipei City244, Taiwan

Tel: +886 2 26099301
Fax: +886 2 26099303

Mode	802.11ax-HE20	U-NII Band	III
RU Configuration	106/54	Frequency	TX 5825MHz

Antenna at Horizontal Polarization

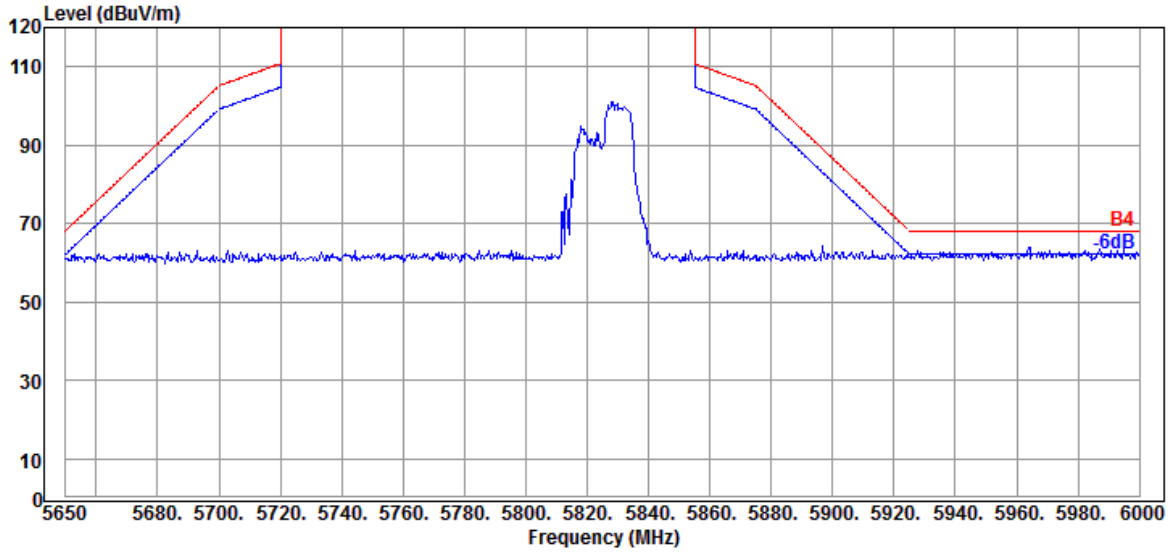

Antenna at Vertical Polarization

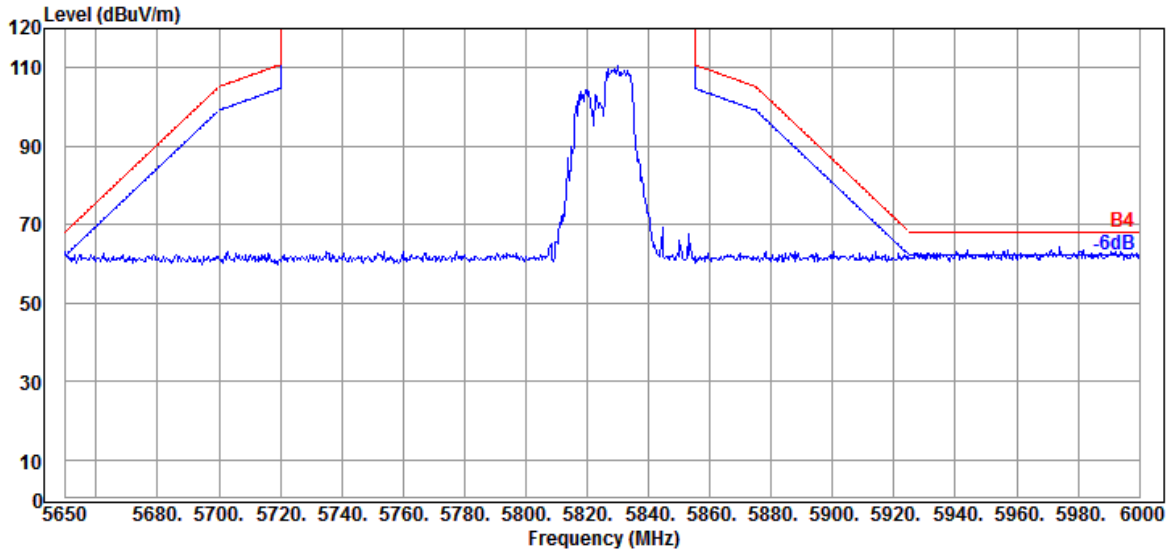

This test report may be reproduced in full only. The document may only be updated by Audix Technology Corp. personnel. Any changes will be noted in the Document History section of the report.

Audix Technology Corp.
No. 491, Zhongfu Rd., Linkou Dist.,
New Taipei City244, Taiwan

Tel: +886 2 26099301
Fax: +886 2 26099303

Mode	802.11ax-HE40	U-NII Band	I
RU Configuration	242/61	Frequency	TX 5190MHz

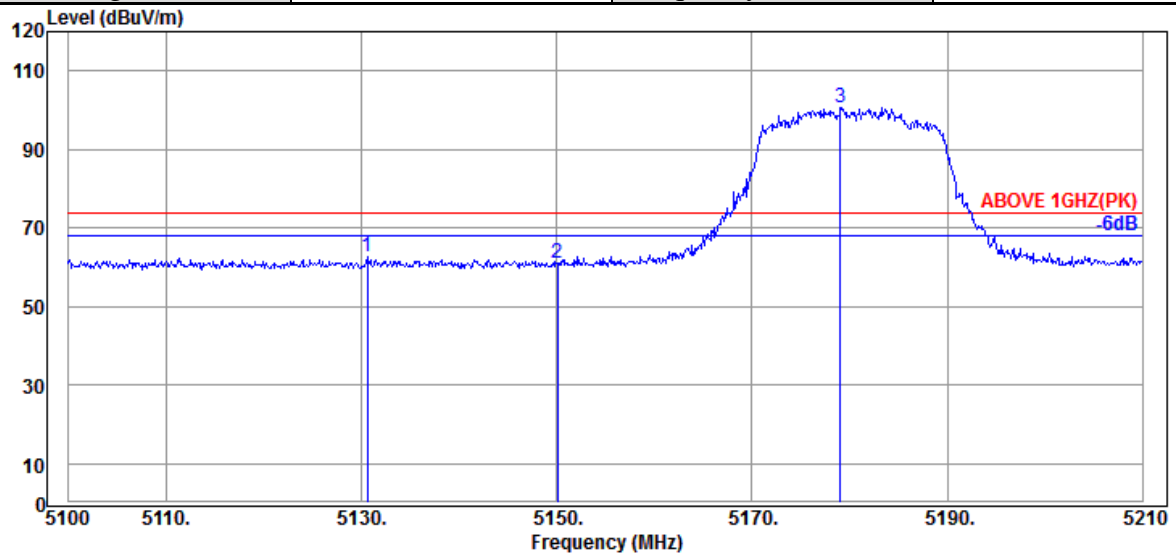

Antenna at Horizontal Polarization

Emission Frequency (MHz)	Antenna Factor (dB/m)	Cable Loss (dB)	Preamp Gain (dB)	Read Level (dBμV)	Emission Level (dBμV/m)	Limits (dBμV/m)	Margin (dB)	Detector
5130.580	34.17	8.91	34.36	53.88	62.60	74.00	11.40	Peak
5150.050	34.20	8.92	34.35	52.40	61.17	74.00	12.83	Peak
@ 5179.090	34.20	8.95	34.34	91.81	100.62	---	---	Peak

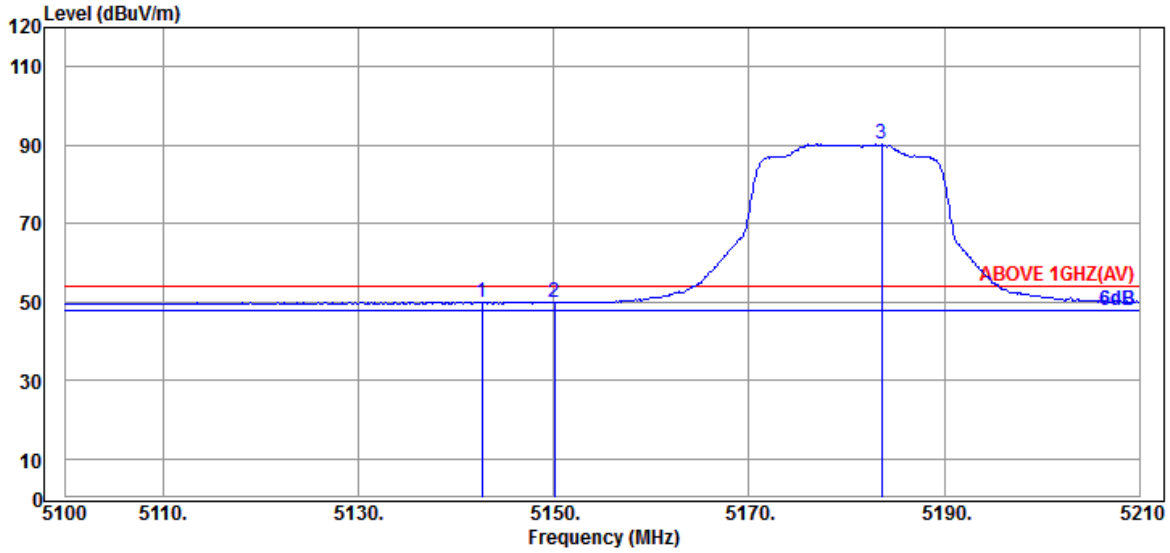

Antenna at Horizontal Polarization

Emission Frequency (MHz)	Antenna Factor (dB/m)	Cable Loss (dB)	Preamp Gain (dB)	Read Level (dBμV)	Emission Level (dBμV/m)	Limits (dBμV/m)	Margin (dB)	Detector
5142.680	34.20	8.92	34.36	41.23	49.99	54.00	4.01	Average
5150.050	34.20	8.92	34.35	41.01	49.78	54.00	4.22	Average
@ 5183.600	34.20	8.95	34.34	81.34	90.15	---	---	Average

Remark: The "@" means fundamental frequency, it is ignored in this section.

This test report may be reproduced in full only. The document may only be updated by Audix Technology Corp. personnel. Any changes will be noted in the Document History section of the report.

Audix Technology Corp.
No. 491, Zhongfu Rd., Linkou Dist.,
New Taipei City244, Taiwan

Tel: +886 2 26099301
Fax: +886 2 26099303

Mode	802.11ax-HE40	U-NII Band	I
RU Configuration	242/61	Frequency	TX 5190MHz

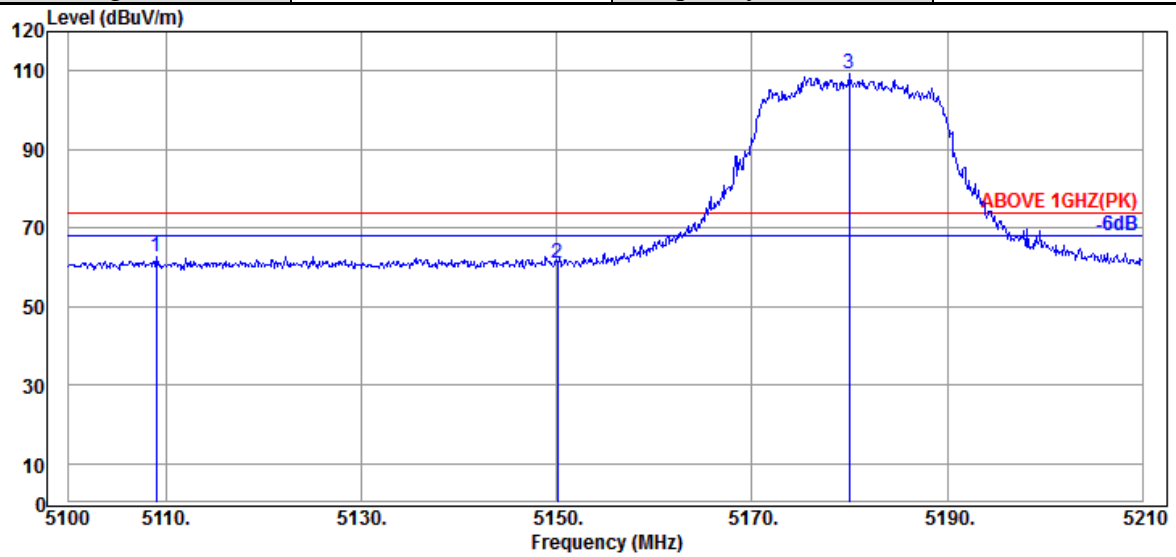

Antenna at Vertical Polarization

Emission Frequency (MHz)	Antenna Factor (dB/m)	Cable Loss (dB)	Preamp Gain (dB)	Read Level (dBμV)	Emission Level (dBμV/m)	Limits (dBμV/m)	Margin (dB)	Detector
5109.020	34.10	8.89	34.36	54.18	62.81	74.00	11.19	Peak
5150.050	34.20	8.92	34.35	52.08	60.85	74.00	13.15	Peak
@ 5179.970	34.20	8.95	34.34	100.35	109.16	---	---	Peak

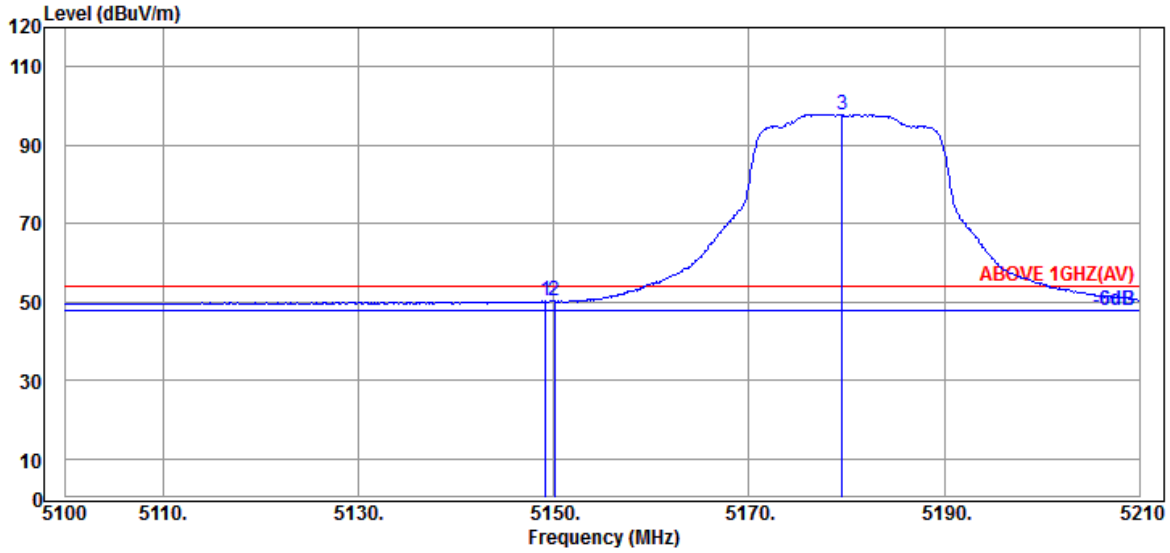

Antenna at Vertical Polarization

Emission Frequency (MHz)	Antenna Factor (dB/m)	Cable Loss (dB)	Preamp Gain (dB)	Read Level (dBμV)	Emission Level (dBμV/m)	Limits (dBμV/m)	Margin (dB)	Detector
5149.170	34.20	8.92	34.35	41.48	50.25	54.00	3.75	Average
5150.050	34.20	8.92	34.35	41.35	50.12	54.00	3.88	Average
@ 5179.530	34.20	8.95	34.34	89.00	97.81	---	---	Average

Remark: The "@" means fundamental frequency, it is ignored in this section.

This test report may be reproduced in full only. The document may only be updated by Audix Technology Corp. personnel. Any changes will be noted in the Document History section of the report.

Audix Technology Corp.
No. 491, Zhongfu Rd., Linkou Dist.,
New Taipei City244, Taiwan

Tel: +886 2 26099301
Fax: +886 2 26099303

Mode	802.11ax-HE40	U-NII Band	2A
RU Configuration	242/62	Frequency	TX 5310MHz

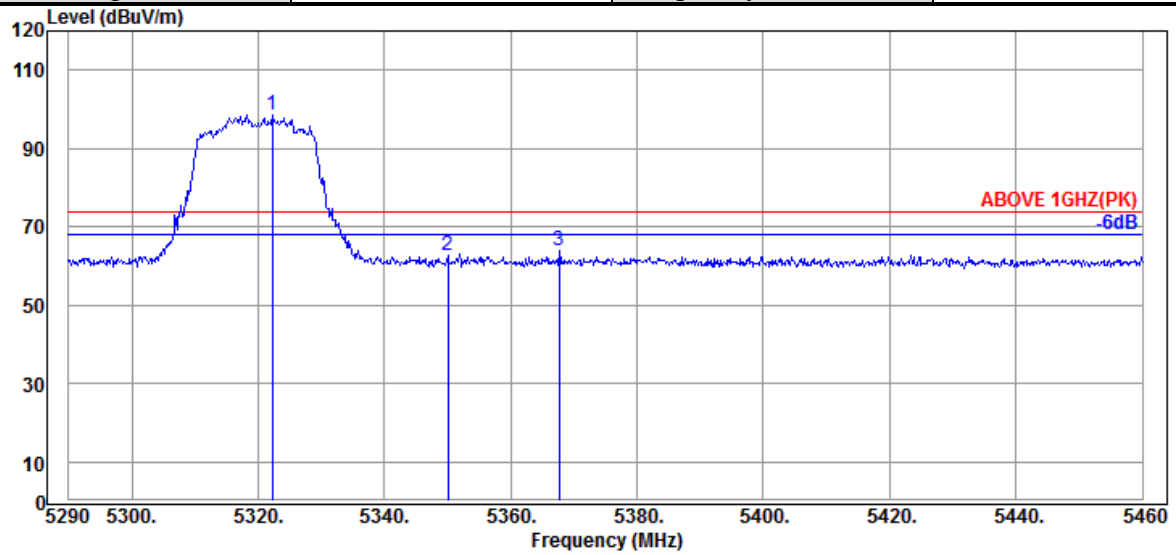

Antenna at Horizontal Polarization

Emission Frequency (MHz)	Antenna Factor (dB/m)	Cable Loss (dB)	Preamp Gain (dB)	Read Level (dBμV)	Emission Level (dBμV/m)	Limits (dBμV/m)	Margin (dB)	Detector
@ 5322.300	34.53	9.07	34.28	89.27	98.59	---	---	Peak
5350.010	34.60	9.10	34.27	53.34	62.77	74.00	11.23	Peak
5367.690	34.63	9.11	34.27	54.32	63.79	74.00	10.21	Peak

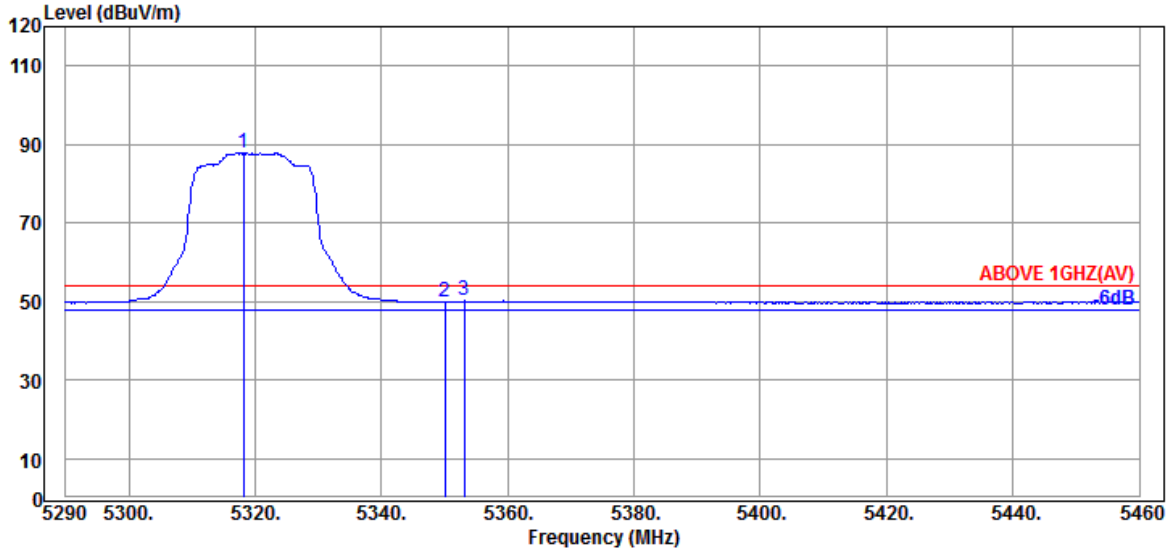

Antenna at Horizontal Polarization

Emission Frequency (MHz)	Antenna Factor (dB/m)	Cable Loss (dB)	Preamp Gain (dB)	Read Level (dBμV)	Emission Level (dBμV/m)	Limits (dBμV/m)	Margin (dB)	Detector
@ 5318.220	34.53	9.07	34.29	78.59	87.90	---	---	Average
5350.010	34.60	9.10	34.27	40.57	50.00	54.00	4.00	Average
5353.070	34.60	9.10	34.27	40.73	50.16	54.00	3.84	Average

Remark: The "@" means fundamental frequency, it is ignored in this section.

This test report may be reproduced in full only. The document may only be updated by Audix Technology Corp. personnel. Any changes will be noted in the Document History section of the report.

Audix Technology Corp.
No. 491, Zhongfu Rd., Linkou Dist.,
New Taipei City244, Taiwan

Tel: +886 2 26099301
Fax: +886 2 26099303

Mode	802.11ax-HE40	U-NII Band	2A
RU Configuration	242/62	Frequency	TX 5310MHz

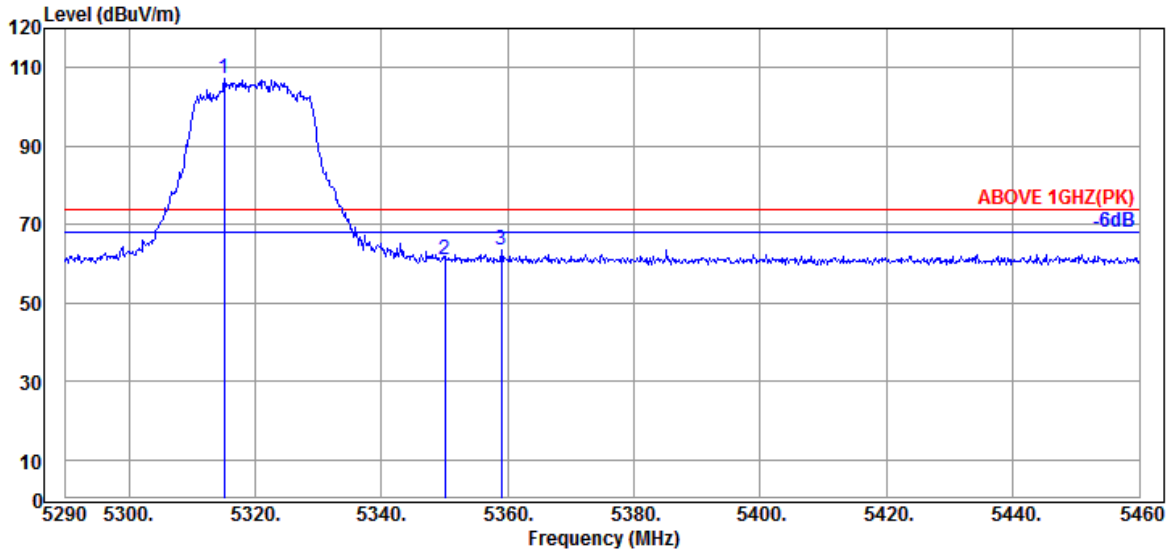

Antenna at Vertical Polarization

Emission Frequency (MHz)	Antenna Factor (dB/m)	Cable Loss (dB)	Preamp Gain (dB)	Read Level (dBμV)	Emission Level (dBμV/m)	Limits (dBμV/m)	Margin (dB)	Detector
@ 5315.160	34.53	9.07	34.29	97.73	107.04	---	---	Peak
5350.010	34.60	9.10	34.27	51.76	61.19	74.00	12.81	Peak
5359.020	34.63	9.10	34.27	54.09	63.55	74.00	10.45	Peak

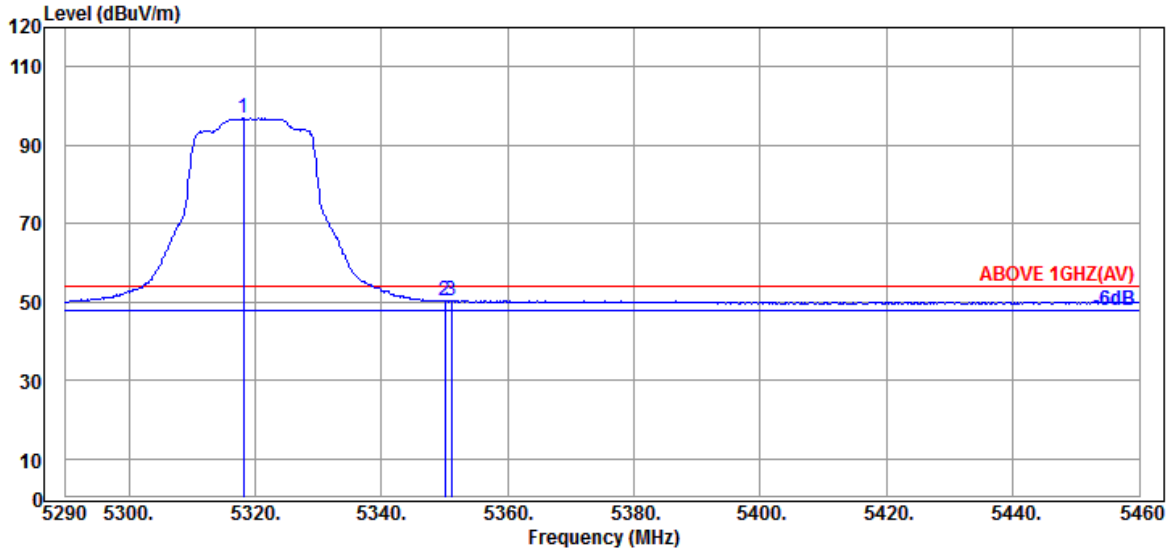

Antenna at Vertical Polarization

Emission Frequency (MHz)	Antenna Factor (dB/m)	Cable Loss (dB)	Preamp Gain (dB)	Read Level (dBμV)	Emission Level (dBμV/m)	Limits (dBμV/m)	Margin (dB)	Detector
@ 5318.220	34.53	9.07	34.29	87.55	96.86	---	---	Average
5350.010	34.60	9.10	34.27	40.85	50.28	54.00	3.72	Average
5351.030	34.60	9.10	34.27	40.95	50.38	54.00	3.62	Average

Remark: The "@" means fundamental frequency, it is ignored in this section.

This test report may be reproduced in full only. The document may only be updated by Audix Technology Corp. personnel. Any changes will be noted in the Document History section of the report.

Audix Technology Corp.
No. 491, Zhongfu Rd., Linkou Dist.,
New Taipei City244, Taiwan

Tel: +886 2 26099301
Fax: +886 2 26099303

Mode	802.11ax-HE40	U-NII Band	2C
RU Configuration	242/61	Frequency	TX 5510MHz

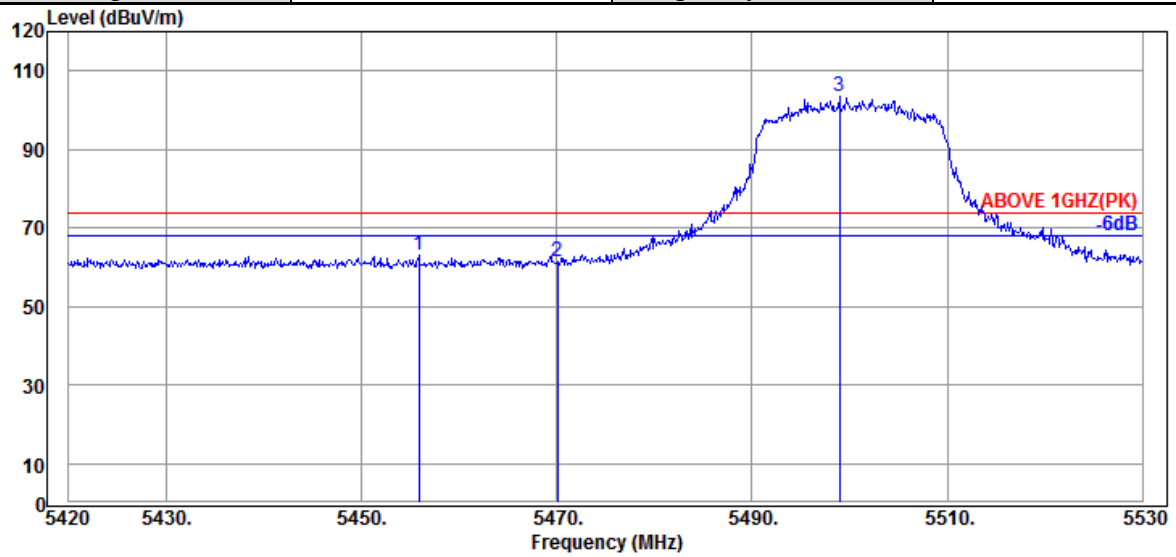

Antenna at Horizontal Polarization

Emission Frequency (MHz)	Antenna Factor (dB/m)	Cable Loss (dB)	Preamp Gain (dB)	Read Level (dBμV)	Emission Level (dBμV/m)	Limits (dBμV/m)	Margin (dB)	Detector
5455.860	34.50	9.18	34.24	53.48	62.92	74.00	11.08	Peak
5470.050	34.47	9.20	34.24	52.08	61.51	74.00	12.49	Peak
@ 5498.980	34.40	9.23	34.23	94.07	103.47	---	---	Peak

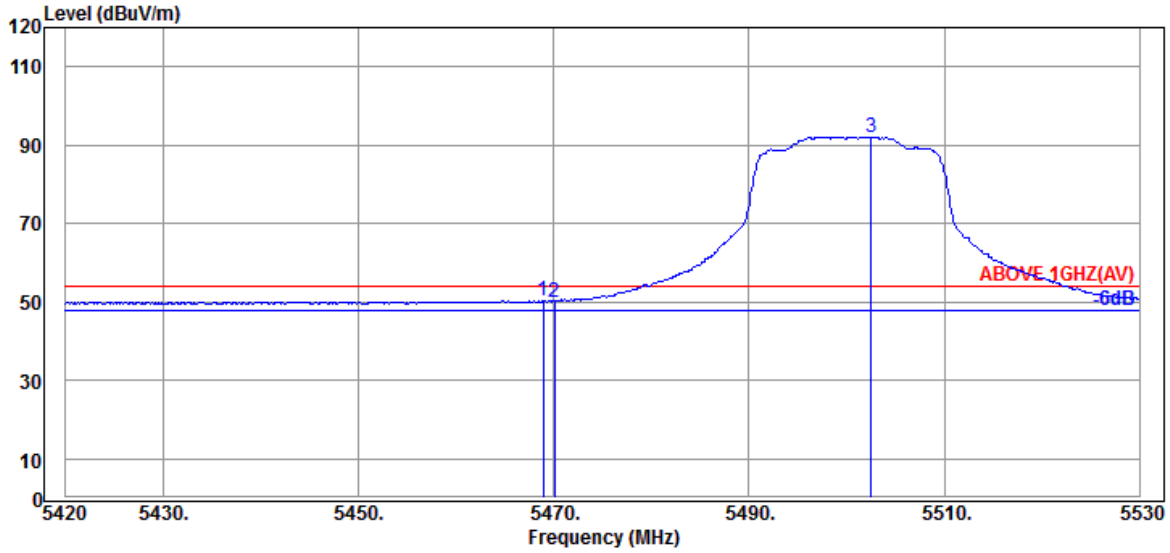

Antenna at Horizontal Polarization

Emission Frequency (MHz)	Antenna Factor (dB/m)	Cable Loss (dB)	Preamp Gain (dB)	Read Level (dBμV)	Emission Level (dBμV/m)	Limits (dBμV/m)	Margin (dB)	Detector
5468.950	34.47	9.20	34.24	40.96	50.39	54.00	3.61	Average
5470.050	34.47	9.20	34.24	40.66	50.09	54.00	3.91	Average
@ 5502.500	34.40	9.23	34.24	82.77	92.16	---	---	Average

Remark: The "@" means fundamental frequency, it is ignored in this section.

This test report may be reproduced in full only. The document may only be updated by Audix Technology Corp. personnel. Any changes will be noted in the Document History section of the report.

Audix Technology Corp.
No. 491, Zhongfu Rd., Linkou Dist.,
New Taipei City244, Taiwan
Tel: +886 2 26099301
Fax: +886 2 26099303

Mode	802.11ax-HE40	U-NII Band	2C
RU Configuration	242/61	Frequency	TX 5510MHz

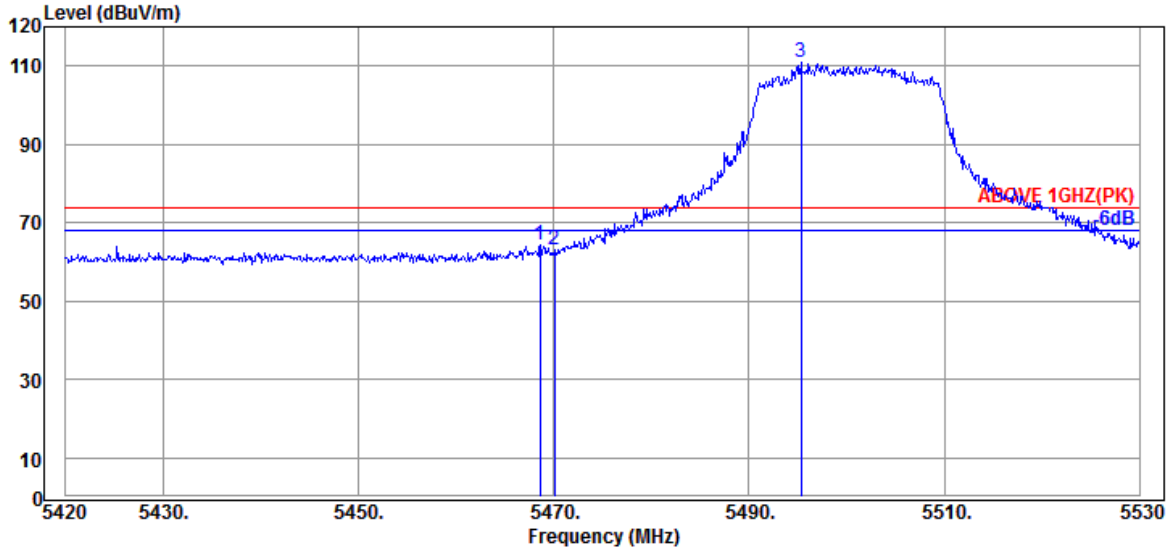

Antenna at Vertical Polarization

Emission Frequency (MHz)	Antenna Factor (dB/m)	Cable Loss (dB)	Preamp Gain (dB)	Read Level (dBμV)	Emission Level (dBμV/m)	Limits (dBμV/m)	Margin (dB)	Detector
5468.620	34.47	9.20	34.24	54.76	64.19	74.00	9.81	Peak
5470.050	34.47	9.20	34.24	53.75	63.18	74.00	10.82	Peak
@ 5495.350	34.40	9.21	34.23	101.69	111.07	---	---	Peak

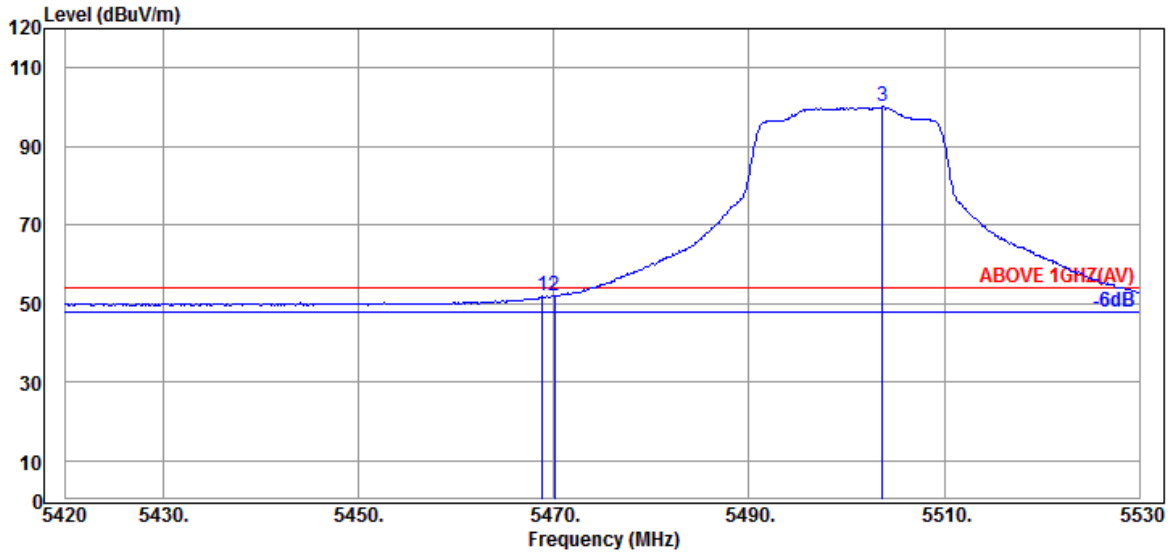

Antenna at Vertical Polarization

Emission Frequency (MHz)	Antenna Factor (dB/m)	Cable Loss (dB)	Preamp Gain (dB)	Read Level (dBμV)	Emission Level (dBμV/m)	Limits (dBμV/m)	Margin (dB)	Detector
5468.840	34.47	9.20	34.24	42.49	51.92	54.00	2.08	Average
5470.050	34.47	9.20	34.24	42.51	51.94	54.00	2.06	Average
@ 5503.710	34.40	9.23	34.24	90.74	100.13	---	---	Average

Remark: The "@" means fundamental frequency, it is ignored in this section.

This test report may be reproduced in full only. The document may only be updated by Audix Technology Corp. personnel. Any changes will be noted in the Document History section of the report.

Audix Technology Corp.
No. 491, Zhongfu Rd., Linkou Dist.,
New Taipei City244, Taiwan

Tel: +886 2 26099301
Fax: +886 2 26099303

Mode	802.11ax-HE40	U-NII Band	2C
RU Configuration	242/62	Frequency	TX 5670MHz

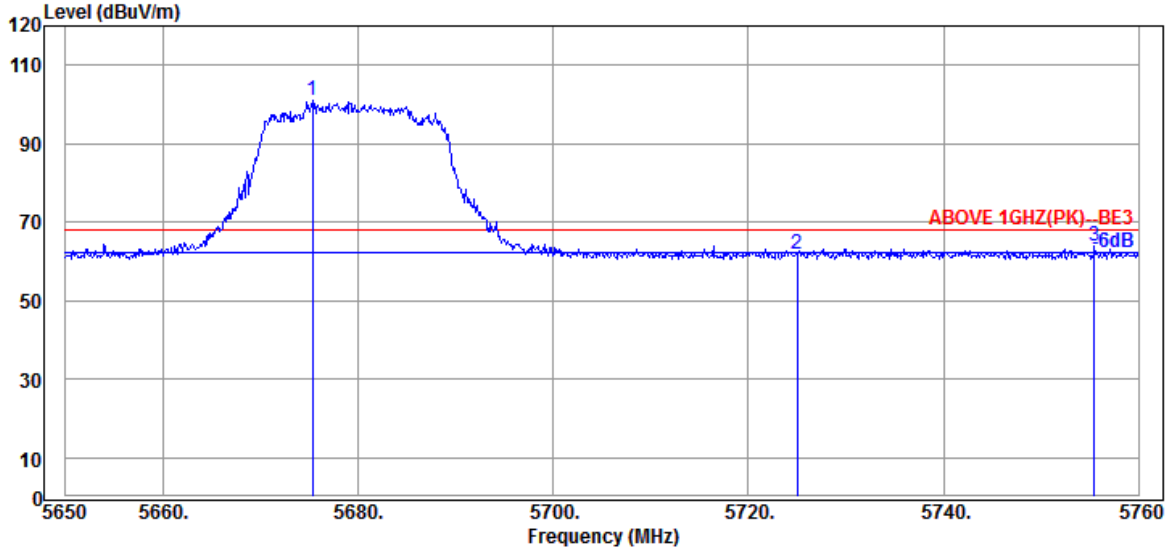

Antenna at Horizontal Polarization

Emission Frequency (MHz)	Antenna Factor (dB/m)	Cable Loss (dB)	Preamp Gain (dB)	Read Level (dBμV)	Emission Level (dBμV/m)	Limits (dBμV/m)	Margin (dB)	Detector
@ 5675.300	34.40	9.37	34.30	91.39	100.86	---	---	Peak
5725.020	34.67	9.42	34.32	51.89	61.66	68.20	6.54	Peak
5755.490	34.87	9.45	34.33	53.77	63.76	68.20	4.44	Peak

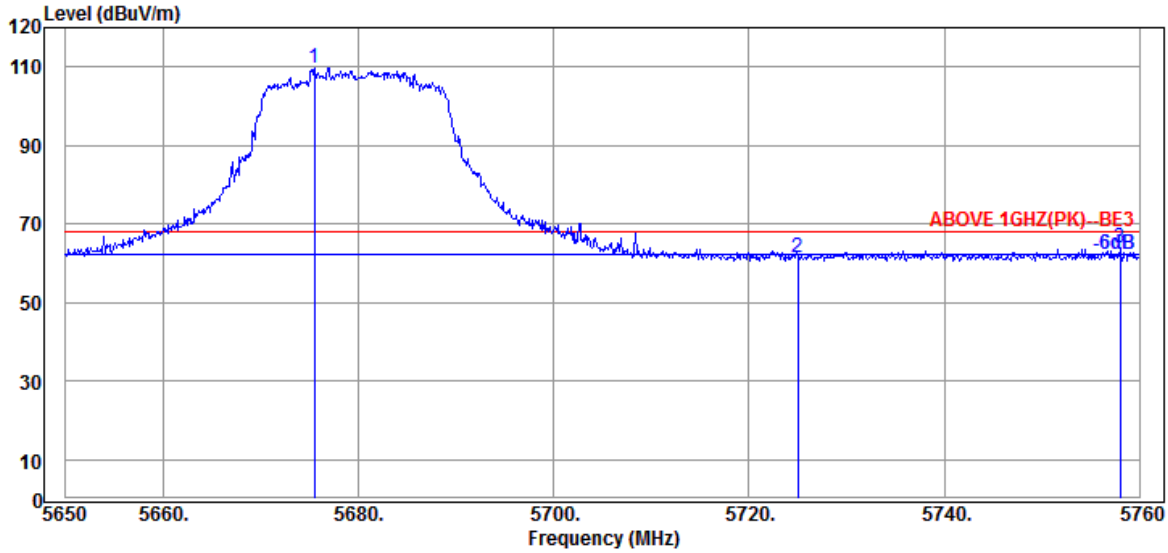

Antenna at Vertical Polarization

Emission Frequency (MHz)	Antenna Factor (dB/m)	Cable Loss (dB)	Preamp Gain (dB)	Read Level (dBμV)	Emission Level (dBμV/m)	Limits (dBμV/m)	Margin (dB)	Detector
@ 5675.520	34.40	9.37	34.30	100.14	109.61	---	---	Peak
5725.020	34.67	9.42	34.32	51.51	61.28	68.20	6.92	Peak
5758.020	34.87	9.45	34.35	53.88	63.85	68.20	4.35	Peak

Remark: The "@" means fundamental frequency, it is ignored in this section.

This test report may be reproduced in full only. The document may only be updated by Audix Technology Corp. personnel. Any changes will be noted in the Document History section of the report.

Audix Technology Corp.
No. 491, Zhongfu Rd., Linkou Dist.,
New Taipei City244, Taiwan

Tel: +886 2 26099301
Fax: +886 2 26099303

Mode	802.11ax-HE40	U-NII Band	III
RU Configuration	242/61	Frequency	TX 5755MHz

Antenna at Horizontal Polarization

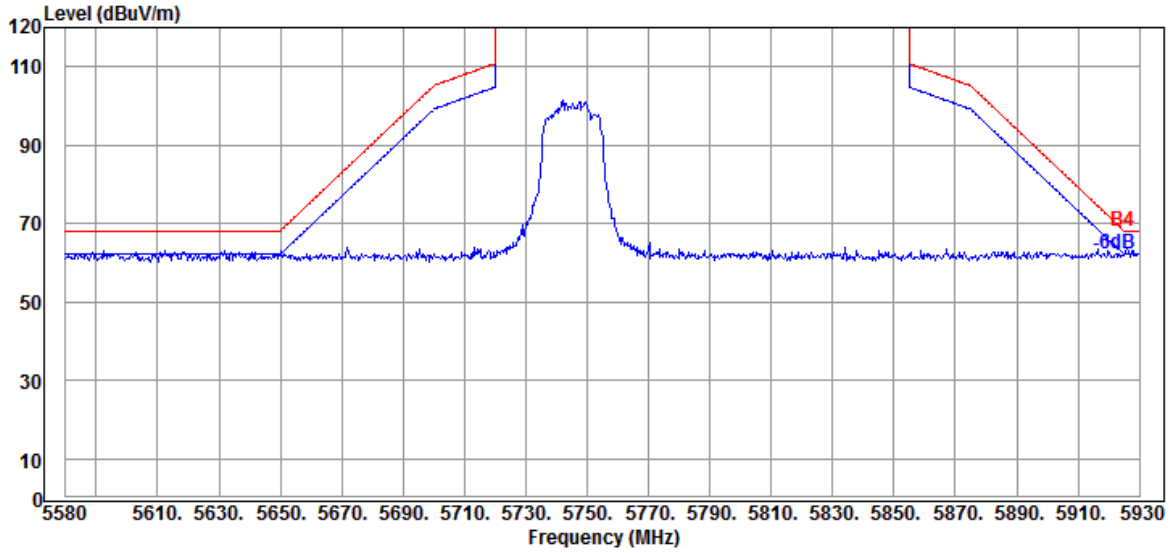

Antenna at Vertical Polarization

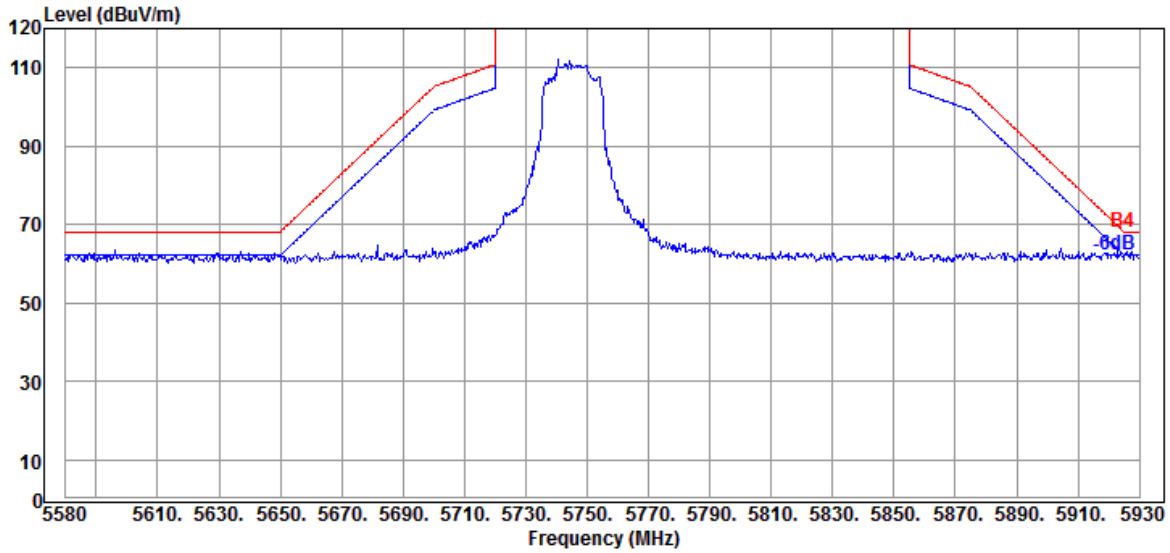

This test report may be reproduced in full only. The document may only be updated by Audix Technology Corp. personnel. Any changes will be noted in the Document History section of the report.

Audix Technology Corp.
No. 491, Zhongfu Rd., Linkou Dist.,
New Taipei City244, Taiwan

Tel: +886 2 26099301
Fax: +886 2 26099303

Mode	802.11ax-HE40	U-NII Band	III
RU Configuration	242/62	Frequency	TX 5795MHz

Antenna at Horizontal Polarization

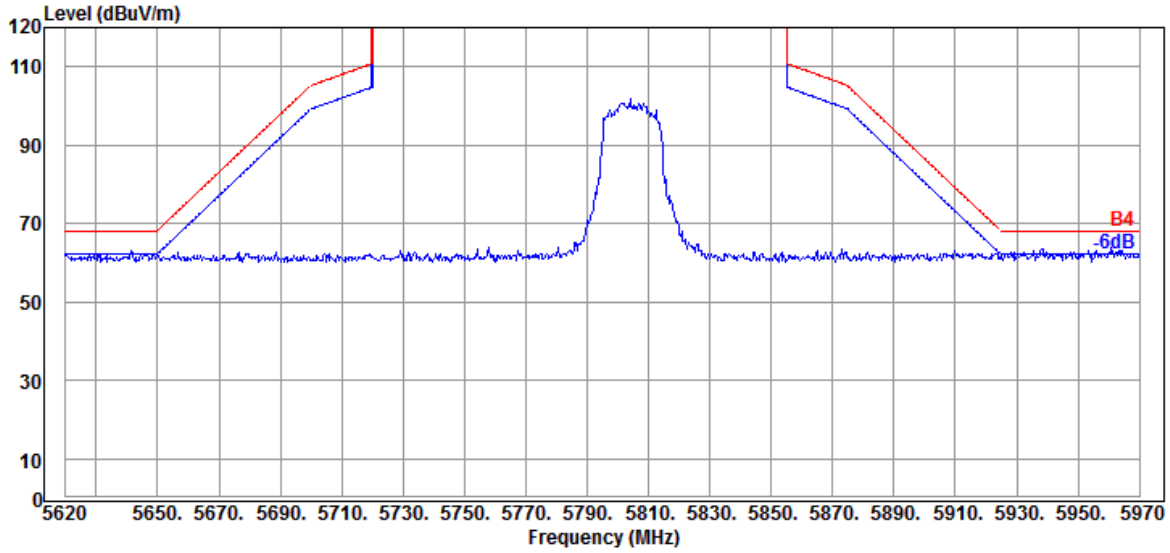

Antenna at Vertical Polarization

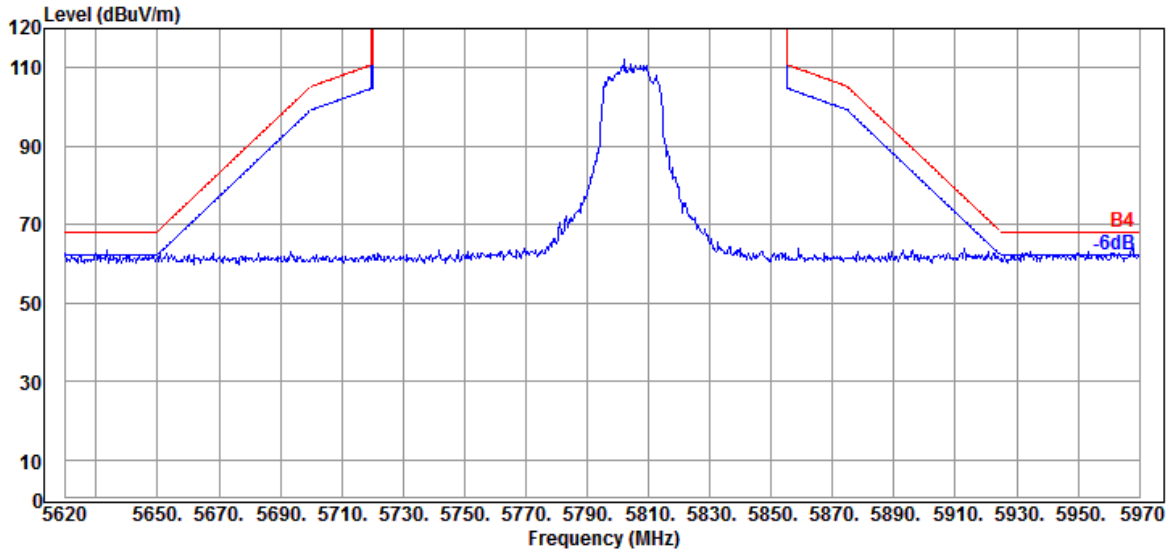

This test report may be reproduced in full only. The document may only be updated by Audix Technology Corp. personnel. Any changes will be noted in the Document History section of the report.

Audix Technology Corp.
No. 491, Zhongfu Rd., Linkou Dist.,
New Taipei City244, Taiwan

Tel: +886 2 26099301
Fax: +886 2 26099303

Mode	802.11ax-HE80	U-NII Band	I
RU Configuration	484/65	Frequency	TX 5210MHz

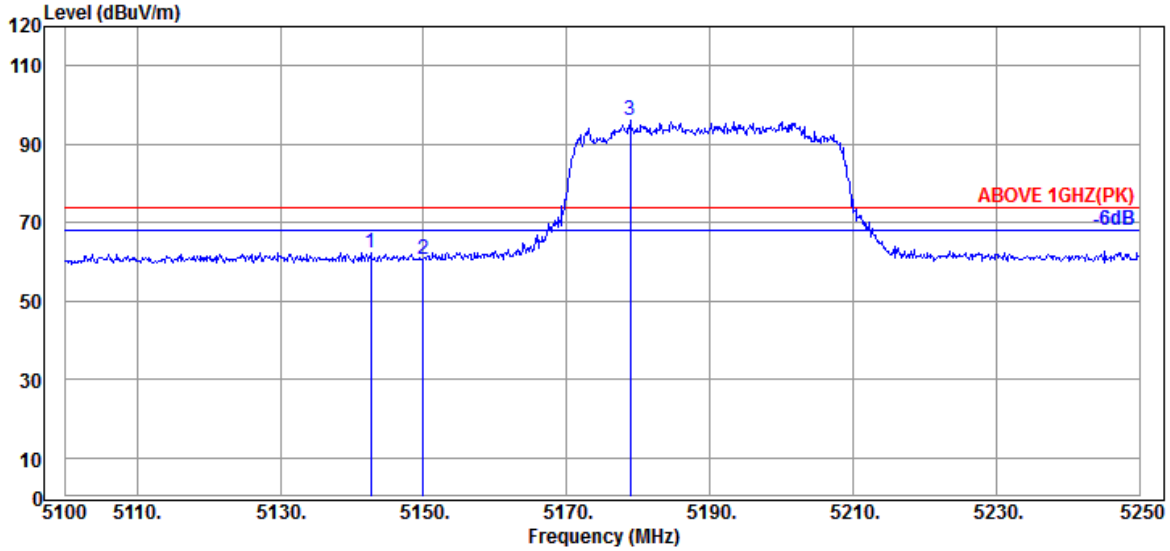

Antenna at Horizontal Polarization

Emission Frequency (MHz)	Antenna Factor (dB/m)	Cable Loss (dB)	Preamp Gain (dB)	Read Level (dBμV)	Emission Level (dBμV/m)	Limits (dBμV/m)	Margin (dB)	Detector
5142.600	34.20	8.92	34.36	53.66	62.42	74.00	11.58	Peak
5149.950	34.20	8.92	34.35	51.84	60.61	74.00	13.39	Peak
@ 5178.900	34.20	8.95	34.34	87.29	96.10	---	---	Peak

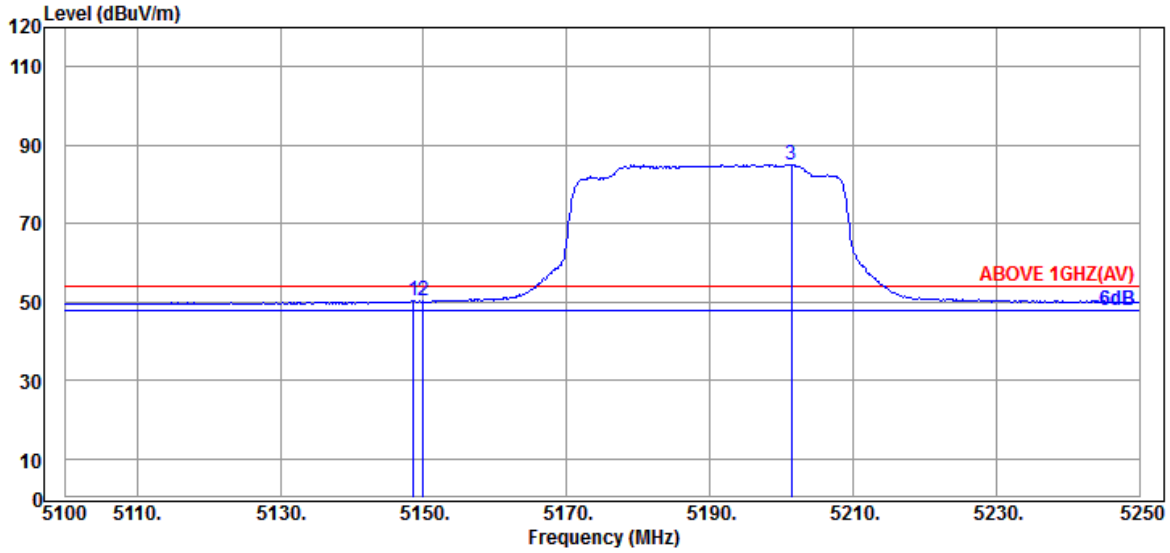

Antenna at Horizontal Polarization

Emission Frequency (MHz)	Antenna Factor (dB/m)	Cable Loss (dB)	Preamp Gain (dB)	Read Level (dBμV)	Emission Level (dBμV/m)	Limits (dBμV/m)	Margin (dB)	Detector
5148.600	34.20	8.92	34.35	41.43	50.20	54.00	3.80	Average
5149.950	34.20	8.92	34.35	41.36	50.13	54.00	3.87	Average
@ 5201.400	34.20	8.96	34.33	76.30	85.13	---	---	Average

Remark: The "@" means fundamental frequency, it is ignored in this section.

This test report may be reproduced in full only. The document may only be updated by Audix Technology Corp. personnel. Any changes will be noted in the Document History section of the report.

Audix Technology Corp.
No. 491, Zhongfu Rd., Linkou Dist.,
New Taipei City244, Taiwan
Tel: +886 2 26099301
Fax: +886 2 26099303

Mode	802.11ax-HE80	U-NII Band	I
RU Configuration	484/65	Frequency	TX 5210MHz

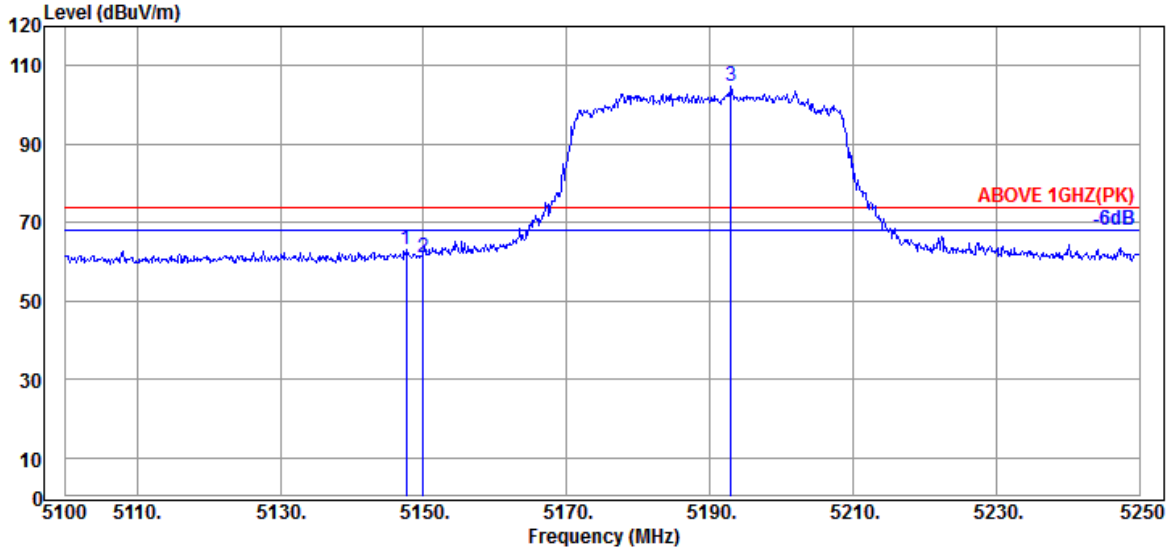

Antenna at Vertical Polarization

Emission Frequency (MHz)	Antenna Factor (dB/m)	Cable Loss (dB)	Preamp Gain (dB)	Read Level (dBμV)	Emission Level (dBμV/m)	Limits (dBμV/m)	Margin (dB)	Detector
5147.550	34.20	8.92	34.35	54.31	63.08	74.00	10.92	Peak
5149.950	34.20	8.92	34.35	52.44	61.21	74.00	12.79	Peak
@ 5193.000	34.20	8.96	34.34	95.95	104.77	---	---	Peak

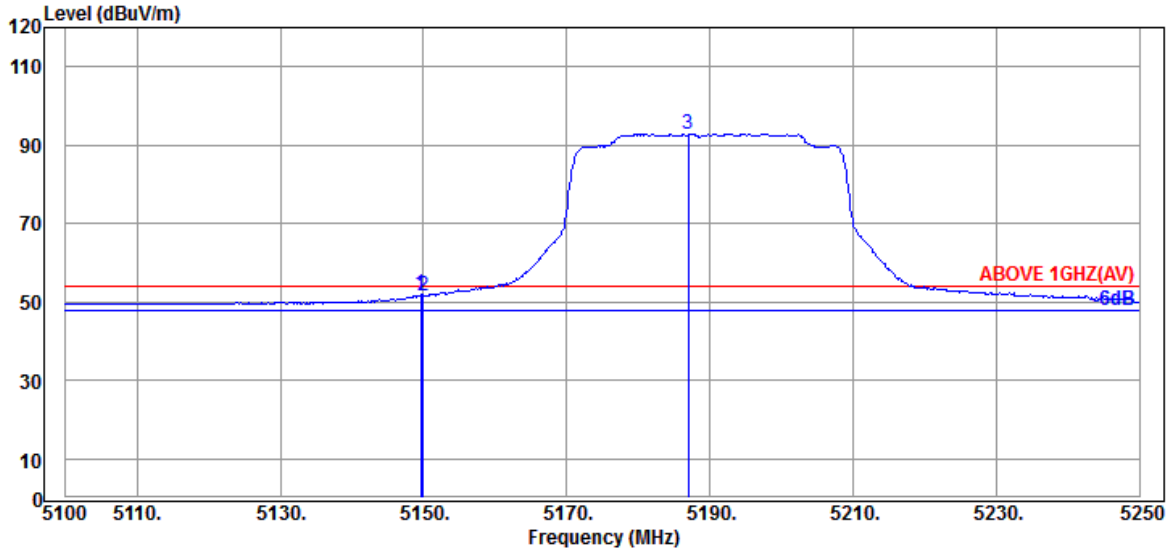

Antenna at Vertical Polarization

Emission Frequency (MHz)	Antenna Factor (dB/m)	Cable Loss (dB)	Preamp Gain (dB)	Read Level (dBμV)	Emission Level (dBμV/m)	Limits (dBμV/m)	Margin (dB)	Detector
5149.650	34.20	8.92	34.35	43.12	51.89	54.00	2.11	Average
5149.950	34.20	8.92	34.35	42.81	51.58	54.00	2.42	Average
@ 5187.000	34.20	8.95	34.34	84.13	92.94	---	---	Average

Remark: The "@" means fundamental frequency, it is ignored in this section.

This test report may be reproduced in full only. The document may only be updated by Audix Technology Corp. personnel. Any changes will be noted in the Document History section of the report.

Audix Technology Corp.
No. 491, Zhongfu Rd., Linkou Dist.,
New Taipei City244, Taiwan

Tel: +886 2 26099301
Fax: +886 2 26099303

Mode	802.11ax-HE80	U-NII Band	2A
RU Configuration	484/66	Frequency	TX 5290MHz

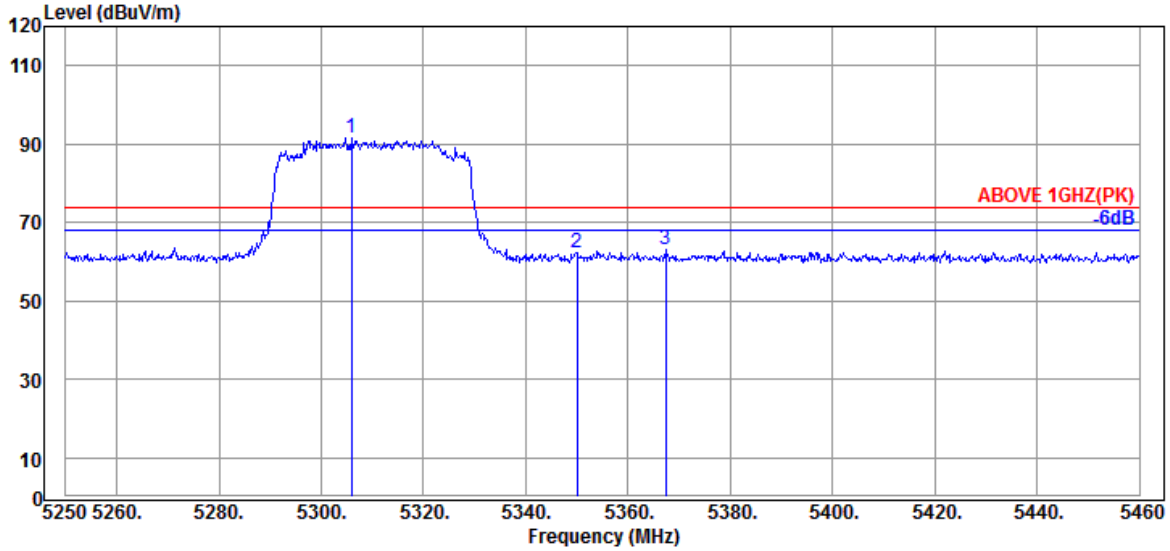

Antenna at Horizontal Polarization

Emission Frequency (MHz)	Antenna Factor (dB/m)	Cable Loss (dB)	Preamp Gain (dB)	Read Level (dBμV)	Emission Level (dBμV/m)	Limits (dBμV/m)	Margin (dB)	Detector
@ 5305.860	34.50	9.05	34.29	82.41	91.67	---	---	Peak
5349.960	34.60	9.10	34.27	52.68	62.11	74.00	11.89	Peak
5367.390	34.63	9.11	34.27	53.57	63.04	74.00	10.96	Peak

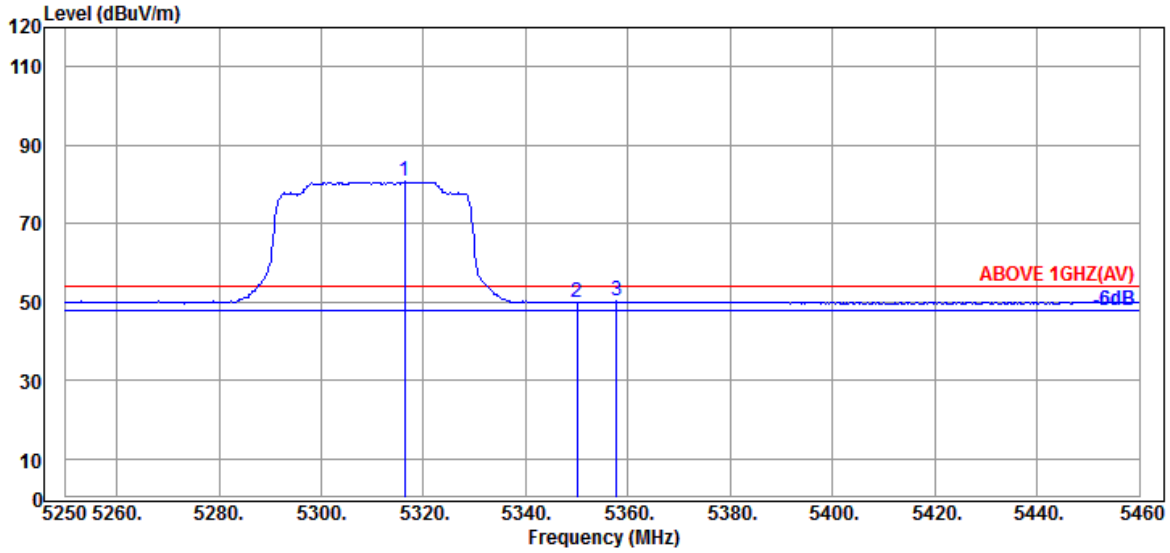

Antenna at Horizontal Polarization

Emission Frequency (MHz)	Antenna Factor (dB/m)	Cable Loss (dB)	Preamp Gain (dB)	Read Level (dBμV)	Emission Level (dBμV/m)	Limits (dBμV/m)	Margin (dB)	Detector
@ 5316.360	34.53	9.07	34.29	71.38	80.69	---	---	Average
5349.960	34.60	9.10	34.27	40.61	50.04	54.00	3.96	Average
5357.730	34.63	9.10	34.27	40.70	50.16	54.00	3.84	Average

Remark: The "@" means fundamental frequency, it is ignored in this section.

This test report may be reproduced in full only. The document may only be updated by Audix Technology Corp. personnel. Any changes will be noted in the Document History section of the report.

Audix Technology Corp.
No. 491, Zhongfu Rd., Linkou Dist.,
New Taipei City244, Taiwan

Tel: +886 2 26099301
Fax: +886 2 26099303

Mode	802.11ax-HE80	U-NII Band	2A
RU Configuration	484/66	Frequency	TX 5290MHz

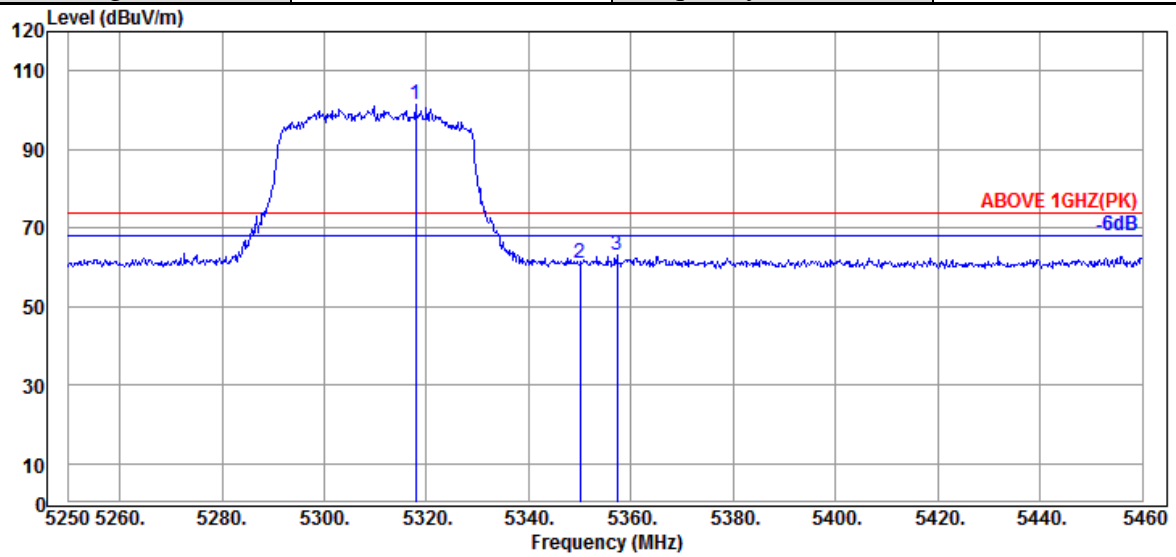

Antenna at Vertical Polarization

Emission Frequency (MHz)	Antenna Factor (dB/m)	Cable Loss (dB)	Preamp Gain (dB)	Read Level (dBμV)	Emission Level (dBμV/m)	Limits (dBμV/m)	Margin (dB)	Detector
@ 5317.830	34.53	9.07	34.29	91.98	101.29	---	---	Peak
5349.960	34.60	9.10	34.27	51.67	61.10	74.00	12.90	Peak
5357.310	34.63	9.10	34.27	53.50	62.96	74.00	11.04	Peak

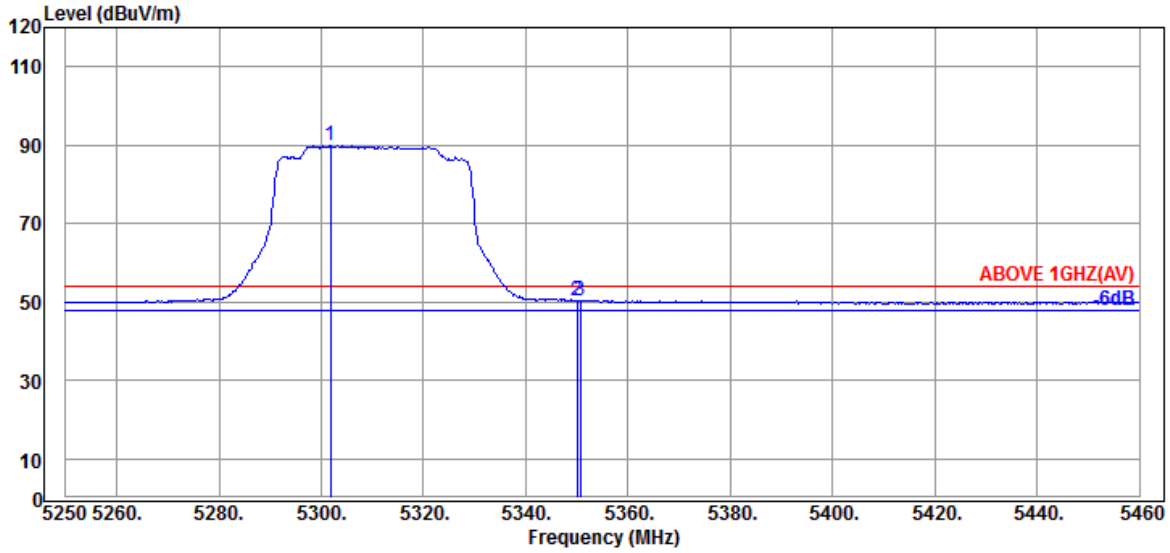

Antenna at Vertical Polarization

Emission Frequency (MHz)	Antenna Factor (dB/m)	Cable Loss (dB)	Preamp Gain (dB)	Read Level (dBμV)	Emission Level (dBμV/m)	Limits (dBμV/m)	Margin (dB)	Detector
@ 5301.870	34.50	9.05	34.29	80.66	89.92	---	---	Average
5349.960	34.60	9.10	34.27	40.96	50.39	54.00	3.61	Average
5350.590	34.60	9.10	34.27	41.02	50.45	54.00	3.55	Average

Remark: The "@" means fundamental frequency, it is ignored in this section.

This test report may be reproduced in full only. The document may only be updated by Audix Technology Corp. personnel. Any changes will be noted in the Document History section of the report.

Audix Technology Corp.
No. 491, Zhongfu Rd., Linkou Dist.,
New Taipei City244, Taiwan

Tel: +886 2 26099301
Fax: +886 2 26099303

Mode	802.11ax-HE80	U-NII Band	2C
RU Configuration	484/65	Frequency	TX 5530MHz

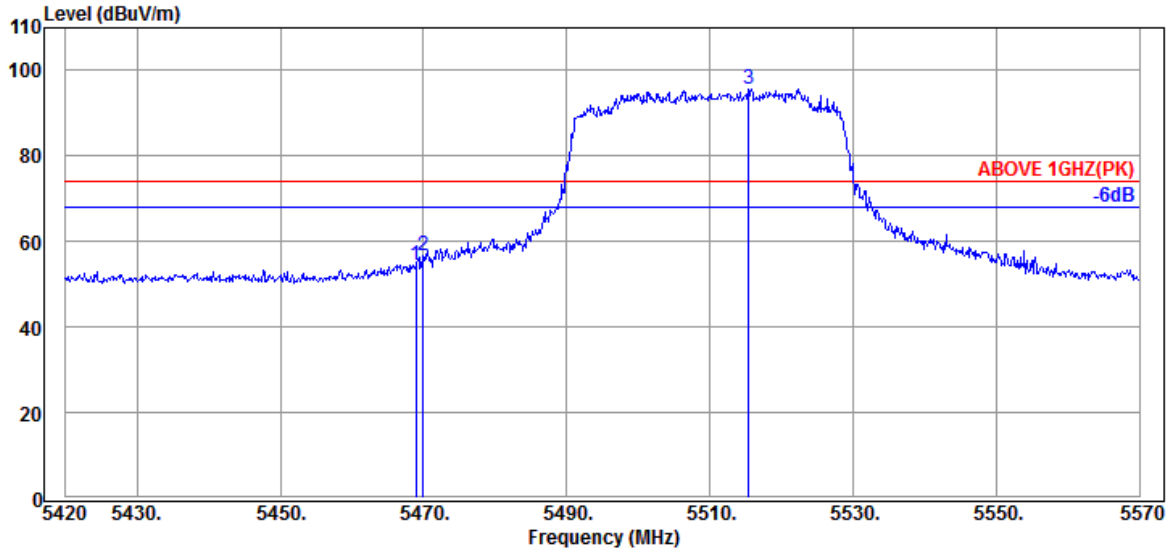

Antenna at Horizontal Polarization

Emission Frequency (MHz)	Antenna Factor (dB/m)	Cable Loss (dB)	Preamp Gain (dB)	Read Level (dBμV)	Emission Level (dBμV/m)	Limits (dBμV/m)	Margin (dB)	Detector
5468.900	34.47	9.20	34.24	45.16	54.59	74.00	19.41	Peak
5469.950	34.47	9.20	34.24	47.20	56.63	74.00	17.37	Peak
@ 5515.400	34.37	9.24	34.24	86.30	95.67	---	---	Peak

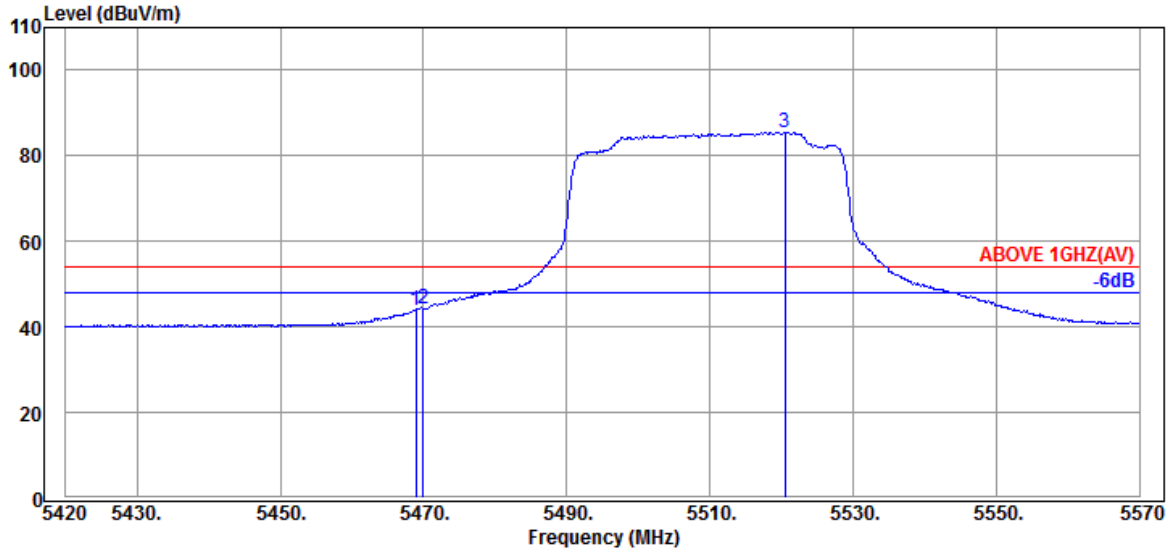

Antenna at Horizontal Polarization

Emission Frequency (MHz)	Antenna Factor (dB/m)	Cable Loss (dB)	Preamp Gain (dB)	Read Level (dBμV)	Emission Level (dBμV/m)	Limits (dBμV/m)	Margin (dB)	Detector
5468.900	34.47	9.20	34.24	34.50	43.93	54.00	10.07	Average
5469.950	34.47	9.20	34.24	34.91	44.34	54.00	9.66	Average
@ 5520.500	34.37	9.24	34.24	76.18	85.55	---	---	Average

Remark: The "@" means fundamental frequency, it is ignored in this section.

This test report may be reproduced in full only. The document may only be updated by Audix Technology Corp. personnel. Any changes will be noted in the Document History section of the report.

Audix Technology Corp.
No. 491, Zhongfu Rd., Linkou Dist.,
New Taipei City244, Taiwan

Tel: +886 2 26099301
Fax: +886 2 26099303

Mode	802.11ax-HE80	U-NII Band	2C
RU Configuration	484/65	Frequency	TX 5530MHz

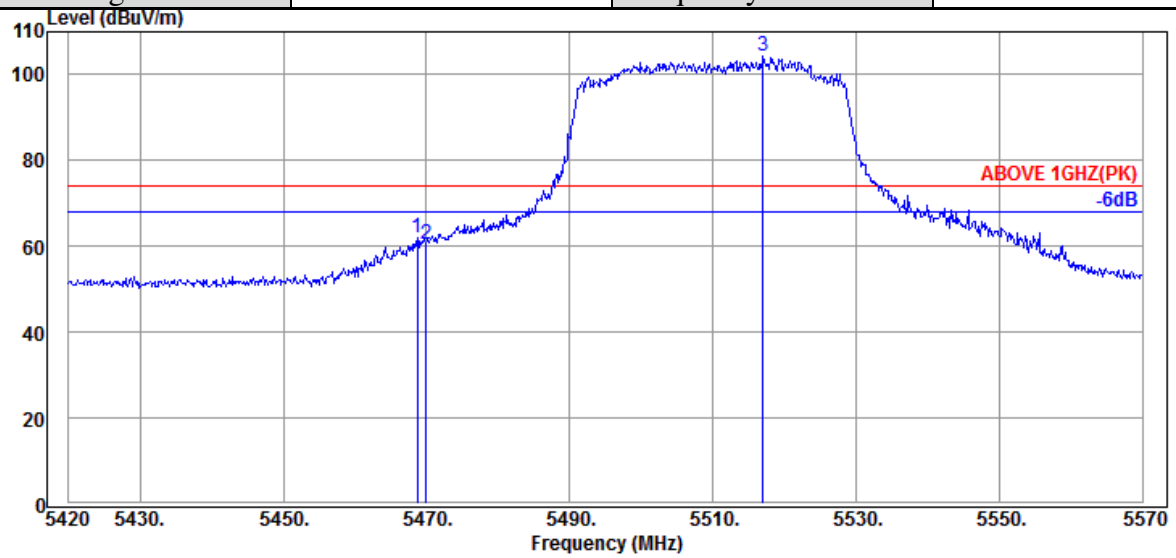

Antenna at Vertical Polarization

	Emission Frequency (MHz)	Antenna Factor (dB/m)	Cable Loss (dB)	Preamp Gain (dB)	Read Level (dBμV)	Emission Level (dBμV/m)	Limits (dBμV/m)	Margin (dB)	Detector
	5468.750	34.47	9.20	34.24	52.48	61.91	74.00	12.09	Peak
	5469.950	34.47	9.20	34.24	51.20	60.63	74.00	13.37	Peak
@	5517.050	34.37	9.24	34.24	94.94	104.31	---	---	Peak

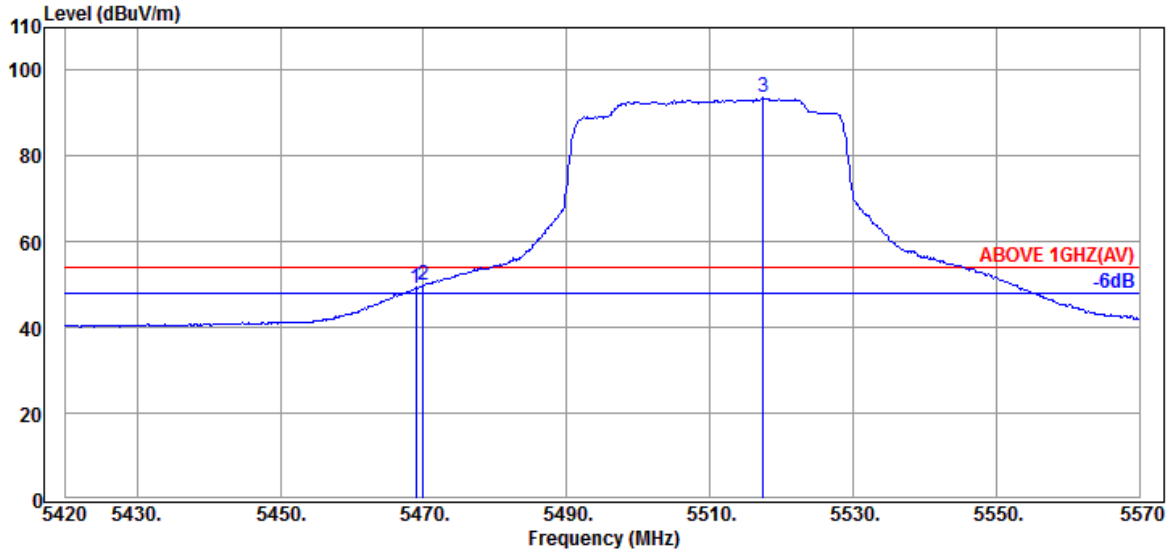

Antenna at Vertical Polarization

	Emission Frequency (MHz)	Antenna Factor (dB/m)	Cable Loss (dB)	Preamp Gain (dB)	Read Level (dBμV)	Emission Level (dBμV/m)	Limits (dBμV/m)	Margin (dB)	Detector
	5468.900	34.47	9.20	34.24	39.75	49.18	54.00	4.82	Average
	5469.950	34.47	9.20	34.24	40.40	49.83	54.00	4.17	Average
@	5517.500	34.37	9.24	34.24	84.28	93.65	---	---	Average

Remark: The "@" means fundamental frequency, it is ignored in this section.

This test report may be reproduced in full only. The document may only be updated by Audix Technology Corp. personnel. Any changes will be noted in the Document History section of the report.

Audix Technology Corp.
No. 491, Zhongfu Rd., Linkou Dist.,
New Taipei City244, Taiwan

Tel: +886 2 26099301
Fax: +886 2 26099303

Mode	802.11ax-HE80	U-NII Band	2C
RU Configuration	484/66	Frequency	TX 5610MHz

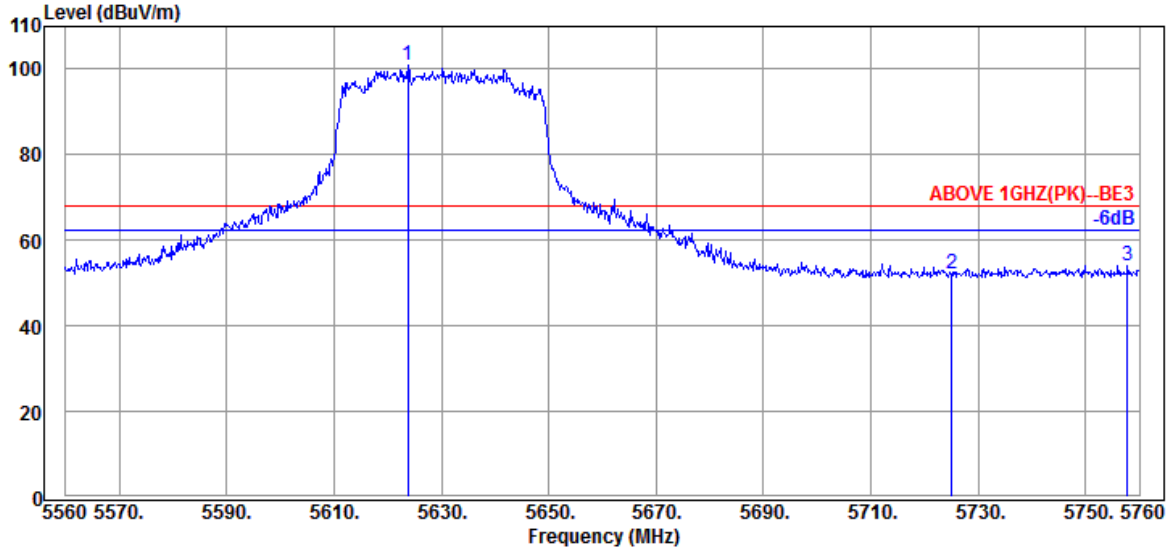

Antenna at Horizontal Polarization

Emission Frequency (MHz)	Antenna Factor (dB/m)	Cable Loss (dB)	Preamp Gain (dB)	Read Level (dBμV)	Emission Level (dBμV/m)	Limits (dBμV/m)	Margin (dB)	Detector
@ 5623.800	34.40	9.33	34.28	91.41	100.86	---	---	Peak
5725.000	34.67	9.42	34.32	42.21	51.98	68.20	16.22	Peak
5757.800	34.87	9.45	34.35	44.18	54.15	68.20	14.05	Peak

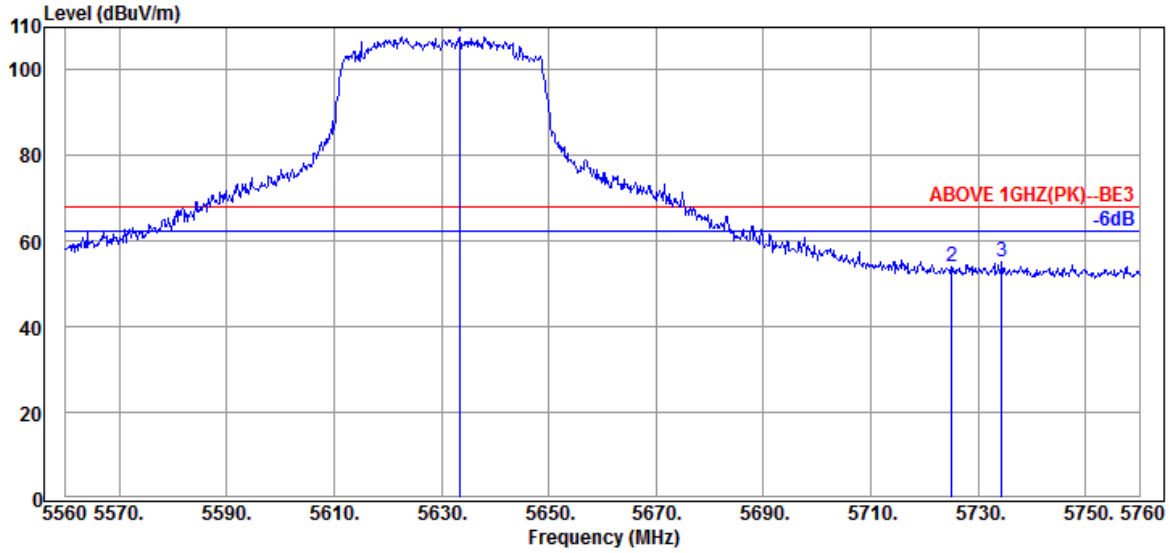

Antenna at Vertical Polarization

Emission Frequency (MHz)	Antenna Factor (dB/m)	Cable Loss (dB)	Preamp Gain (dB)	Read Level (dBμV)	Emission Level (dBμV/m)	Limits (dBμV/m)	Margin (dB)	Detector
@ 5633.400	34.40	9.34	34.29	98.36	107.81	---	---	Peak
5725.000	34.67	9.42	34.32	44.41	54.18	68.20	14.02	Peak
5734.400	34.67	9.42	34.33	45.44	55.20	68.20	13.00	Peak

Remark: The "@" means fundamental frequency, it is ignored in this section.

This test report may be reproduced in full only. The document may only be updated by Audix Technology Corp. personnel. Any changes will be noted in the Document History section of the report.

Audix Technology Corp.
No. 491, Zhongfu Rd., Linkou Dist.,
New Taipei City244, Taiwan

Tel: +886 2 26099301
Fax: +886 2 26099303

Mode	802.11ax-HE80	U-NII Band	III
RU Configuration	484/65	Frequency	TX 5775MHz

Antenna at Horizontal Polarization

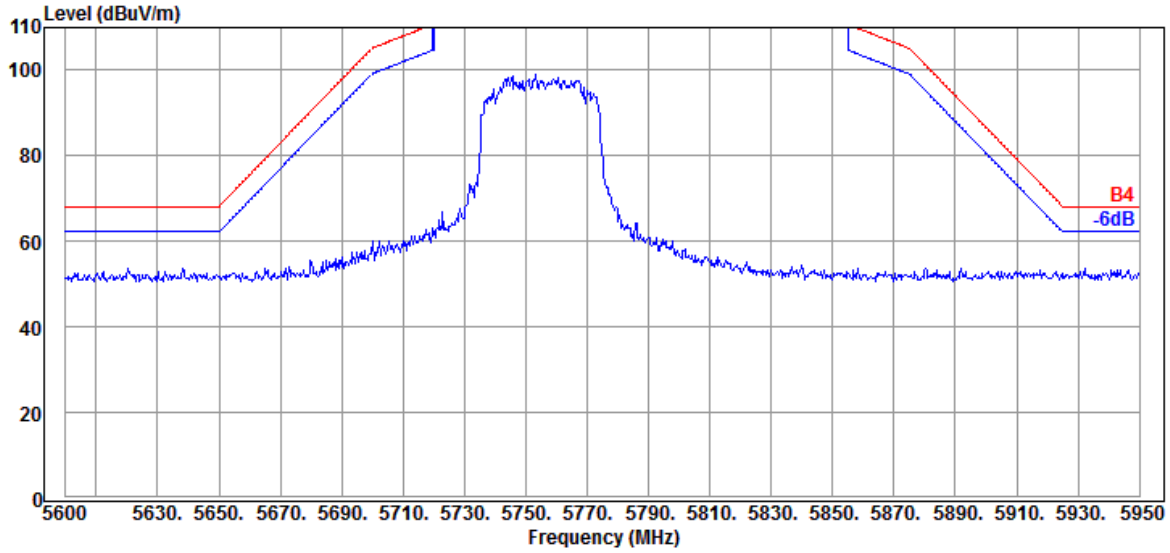

Antenna at Vertical Polarization

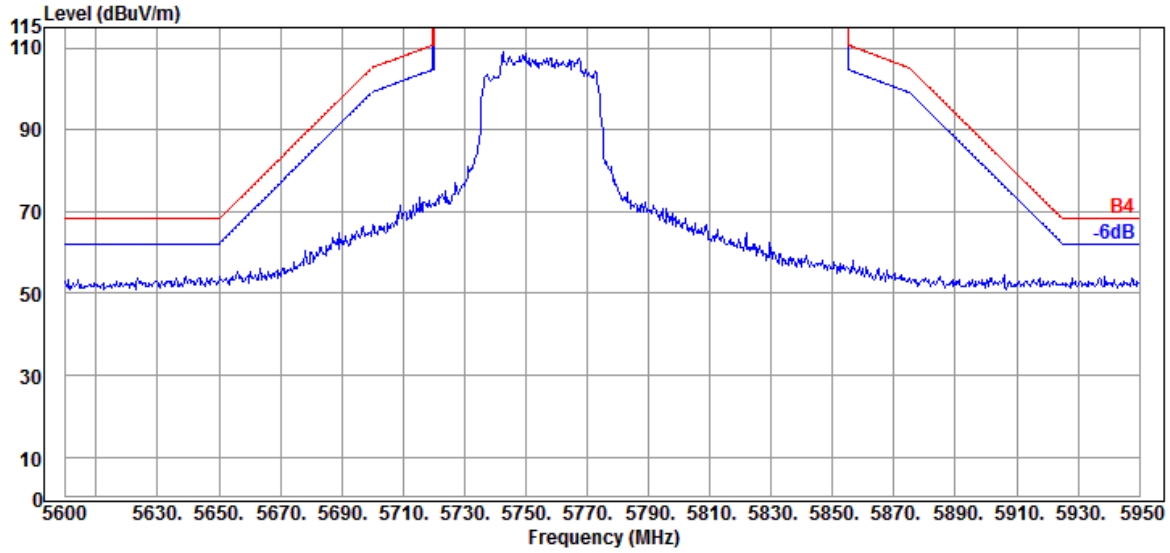

This test report may be reproduced in full only. The document may only be updated by Audix Technology Corp. personnel. Any changes will be noted in the Document History section of the report.

Audix Technology Corp.
No. 491, Zhongfu Rd., Linkou Dist.,
New Taipei City244, Taiwan

Tel: +886 2 26099301
Fax: +886 2 26099303

Mode	802.11ax-HE80	U-NII Band	III
RU Configuration	484/66	Frequency	TX 5775MHz

Antenna at Horizontal Polarization

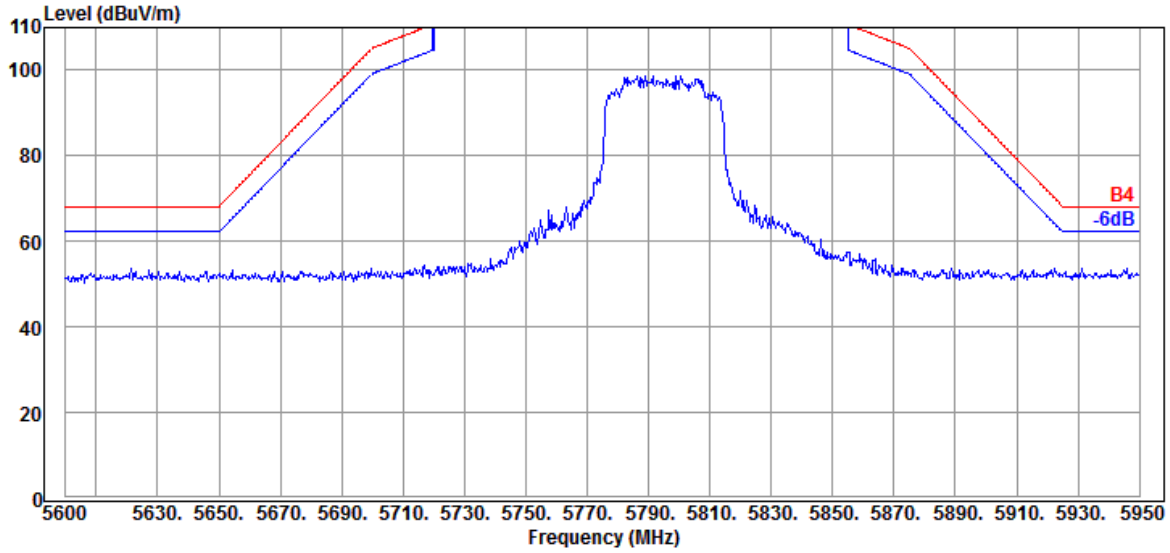

Antenna at Vertical Polarization

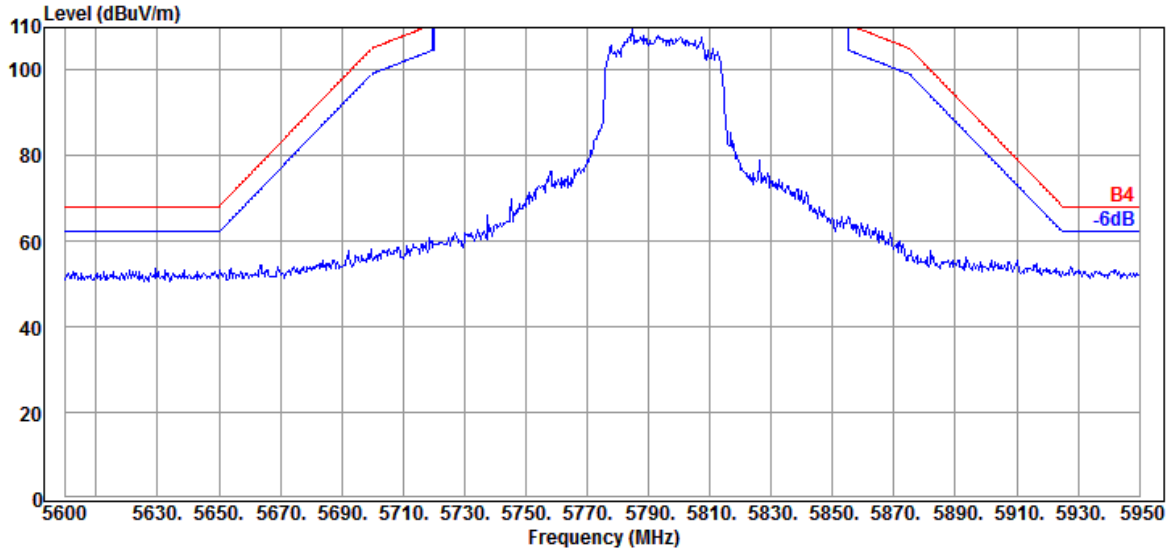

This test report may be reproduced in full only. The document may only be updated by Audix Technology Corp. personnel. Any changes will be noted in the Document History section of the report.

Audix Technology Corp.
No. 491, Zhongfu Rd., Linkou Dist.,
New Taipei City244, Taiwan

Tel: +886 2 26099301
Fax: +886 2 26099303

Mode	802.11ax-HE160	U-NII Band	I & 2A
RU Configuration	996/67	Frequency	TX 5250MHz

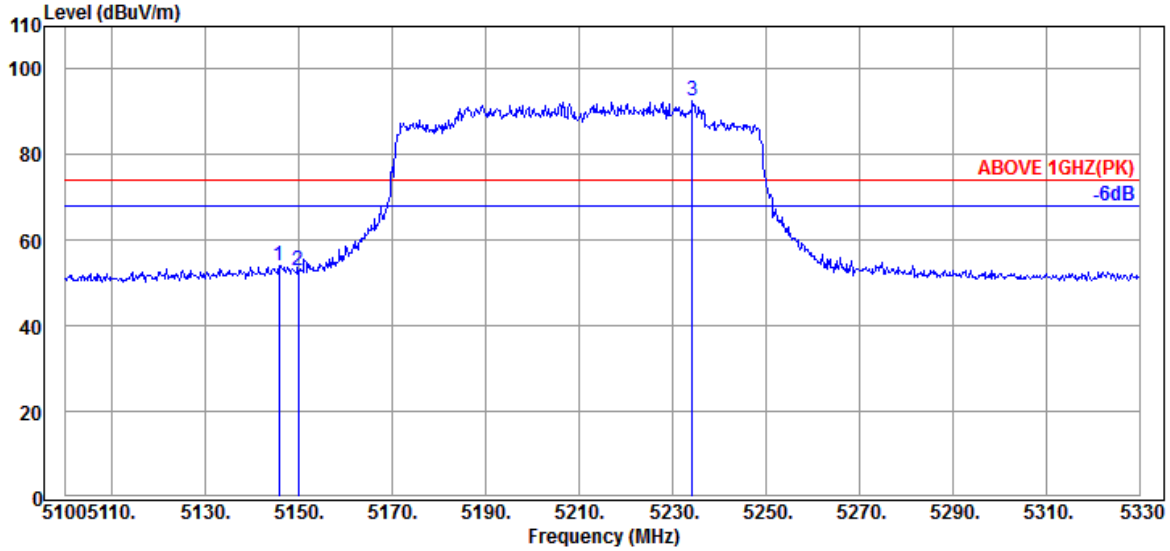

Antenna at Horizontal Polarization

	Emission Frequency (MHz)	Antenna Factor (dB/m)	Cable Loss (dB)	Preamp Gain (dB)	Read Level (dBμV)	Emission Level (dBμV/m)	Limits (dBμV/m)	Margin (dB)	Detector
	5145.770	34.20	8.92	34.35	45.41	54.18	74.00	19.82	Peak
	5149.910	34.20	8.92	34.35	44.00	52.77	74.00	21.23	Peak
@	5234.320	34.35	8.99	34.32	83.57	92.59	---	---	Peak

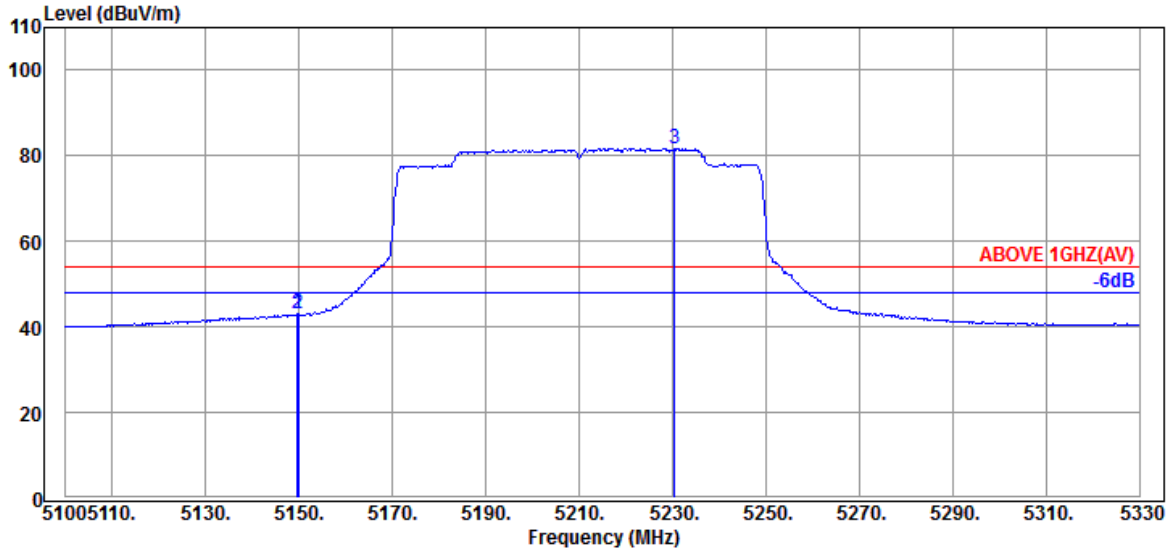

Antenna at Horizontal Polarization

	Emission Frequency (MHz)	Antenna Factor (dB/m)	Cable Loss (dB)	Preamp Gain (dB)	Read Level (dBμV)	Emission Level (dBμV/m)	Limits (dBμV/m)	Margin (dB)	Detector
	5149.680	34.20	8.92	34.35	34.21	42.98	54.00	11.02	Average
	5149.910	34.20	8.92	34.35	34.21	42.98	54.00	11.02	Average
@	5230.410	34.30	8.99	34.32	72.77	81.74	---	---	Average

Remark: The "@" means fundamental frequency, it is ignored in this section.

This test report may be reproduced in full only. The document may only be updated by Audix Technology Corp. personnel. Any changes will be noted in the Document History section of the report.

Audix Technology Corp.
No. 491, Zhongfu Rd., Linkou Dist.,
New Taipei City244, Taiwan

Tel: +886 2 26099301
Fax: +886 2 26099303

Mode	802.11ax-HE160	U-NII Band	I & 2A
RU Configuration	996/67	Frequency	TX 5250MHz

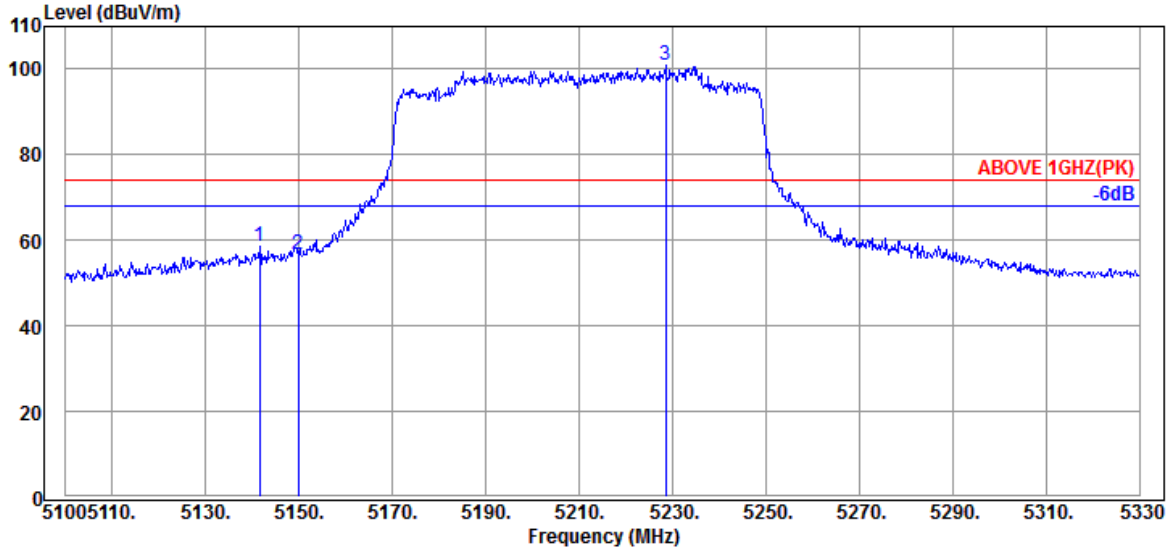

Antenna at Vertical Polarization

Emission Frequency (MHz)	Antenna Factor (dB/m)	Cable Loss (dB)	Preamp Gain (dB)	Read Level (dBμV)	Emission Level (dBμV/m)	Limits (dBμV/m)	Margin (dB)	Detector
5141.630	34.17	8.92	34.36	50.03	58.76	74.00	15.24	Peak
5149.910	34.20	8.92	34.35	48.01	56.78	74.00	17.22	Peak
@ 5228.570	34.30	8.99	34.32	91.87	100.84	---	---	Peak

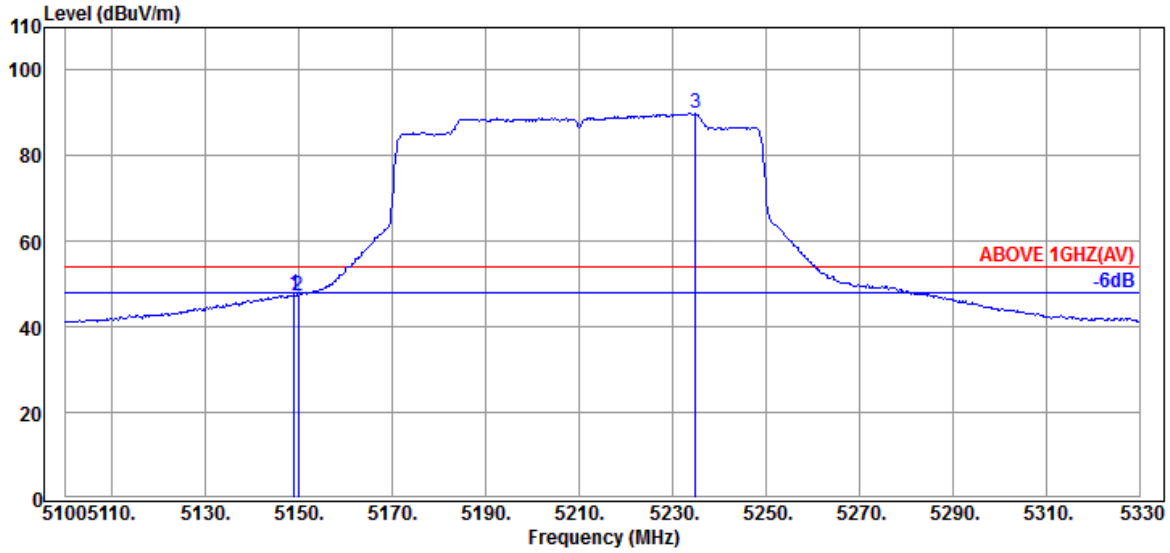

Antenna at Vertical Polarization

Emission Frequency (MHz)	Antenna Factor (dB/m)	Cable Loss (dB)	Preamp Gain (dB)	Read Level (dBμV)	Emission Level (dBμV/m)	Limits (dBμV/m)	Margin (dB)	Detector
5148.990	34.20	8.92	34.35	38.76	47.53	54.00	6.47	Average
5149.910	34.20	8.92	34.35	38.57	47.34	54.00	6.66	Average
@ 5235.010	34.35	8.99	34.32	80.95	89.97	---	---	Average

Remark: The "@" means fundamental frequency, it is ignored in this section.

This test report may be reproduced in full only. The document may only be updated by Audix Technology Corp. personnel. Any changes will be noted in the Document History section of the report.

Audix Technology Corp.
No. 491, Zhongfu Rd., Linkou Dist.,
New Taipei City244, Taiwan

Tel: +886 2 26099301
Fax: +886 2 26099303

Mode	802.11ax-HE160	U-NII Band	I & 2A
RU Configuration	996/S67	Frequency	TX 5250MHz

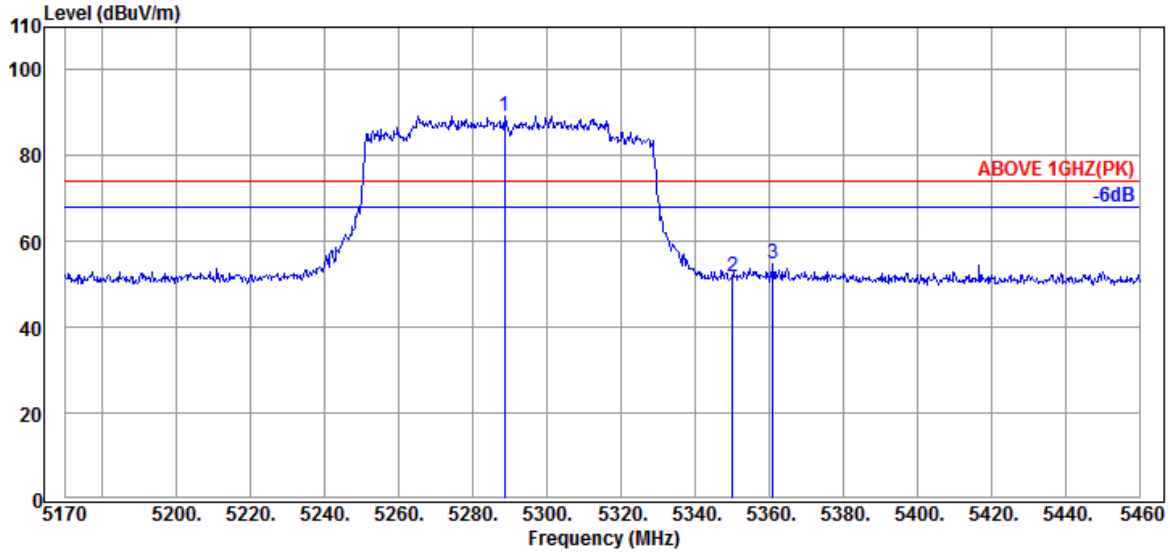

Antenna at Horizontal Polarization

Emission Frequency (MHz)	Antenna Factor (dB/m)	Cable Loss (dB)	Preamp Gain (dB)	Read Level (dBμV)	Emission Level (dBμV/m)	Limits (dBμV/m)	Margin (dB)	Detector
@ 5288.610	34.47	9.04	34.30	80.18	89.39	---	---	Peak
5350.090	34.60	9.10	34.27	42.28	51.71	74.00	22.29	Peak
5361.110	34.63	9.11	34.27	45.23	54.70	74.00	19.30	Peak

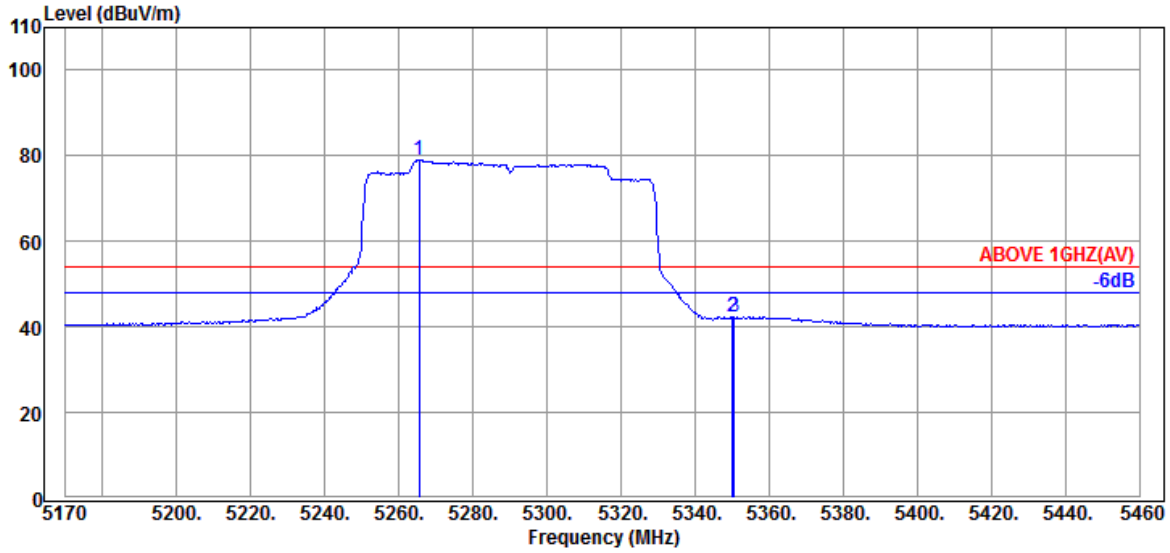

Antenna at Horizontal Polarization

Emission Frequency (MHz)	Antenna Factor (dB/m)	Cable Loss (dB)	Preamp Gain (dB)	Read Level (dBμV)	Emission Level (dBμV/m)	Limits (dBμV/m)	Margin (dB)	Detector
@ 5265.410	34.43	9.02	34.31	69.86	79.00	---	---	Average
5350.090	34.60	9.10	34.27	32.91	42.34	54.00	11.66	Average
5350.670	34.60	9.10	34.27	32.99	42.42	54.00	11.58	Average

Remark: The "@" means fundamental frequency, it is ignored in this section.

This test report may be reproduced in full only. The document may only be updated by Audix Technology Corp. personnel. Any changes will be noted in the Document History section of the report.

Audix Technology Corp.
No. 491, Zhongfu Rd., Linkou Dist.,
New Taipei City244, Taiwan
Tel: +886 2 26099301
Fax: +886 2 26099303

Mode	802.11ax-HE160	U-NII Band	I & 2A
RU Configuration	996/S67	Frequency	TX 5250MHz

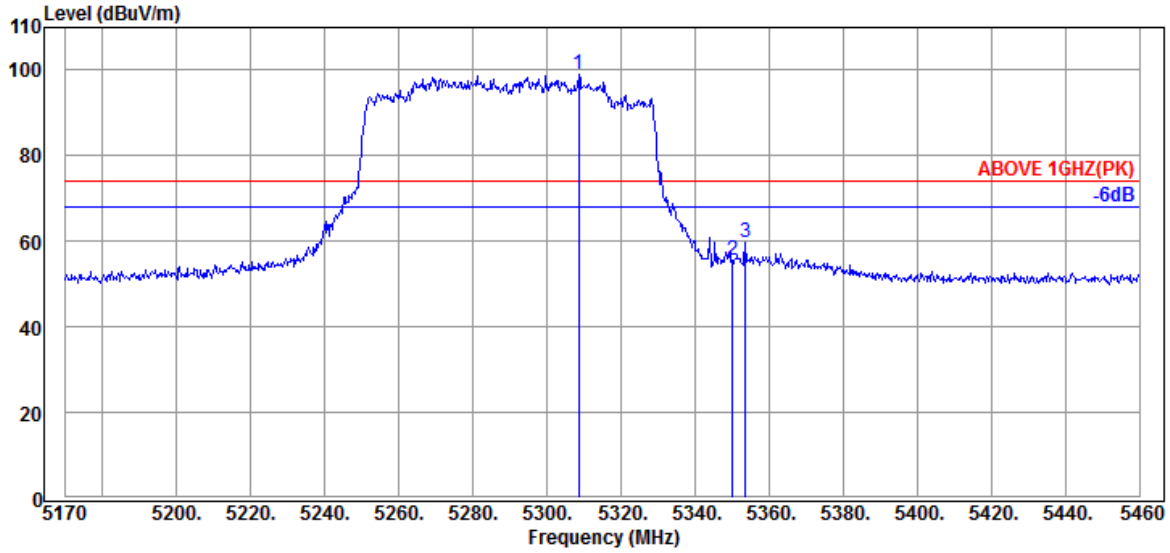

Antenna at Vertical Polarization

Emission Frequency (MHz)	Antenna Factor (dB/m)	Cable Loss (dB)	Preamp Gain (dB)	Read Level (dBμV)	Emission Level (dBμV/m)	Limits (dBμV/m)	Margin (dB)	Detector
@ 5308.620	34.53	9.05	34.29	89.72	99.01	---	---	Peak
5350.090	34.60	9.10	34.27	46.04	55.47	74.00	18.53	Peak
5353.570	34.60	9.10	34.27	50.32	59.75	74.00	14.25	Peak

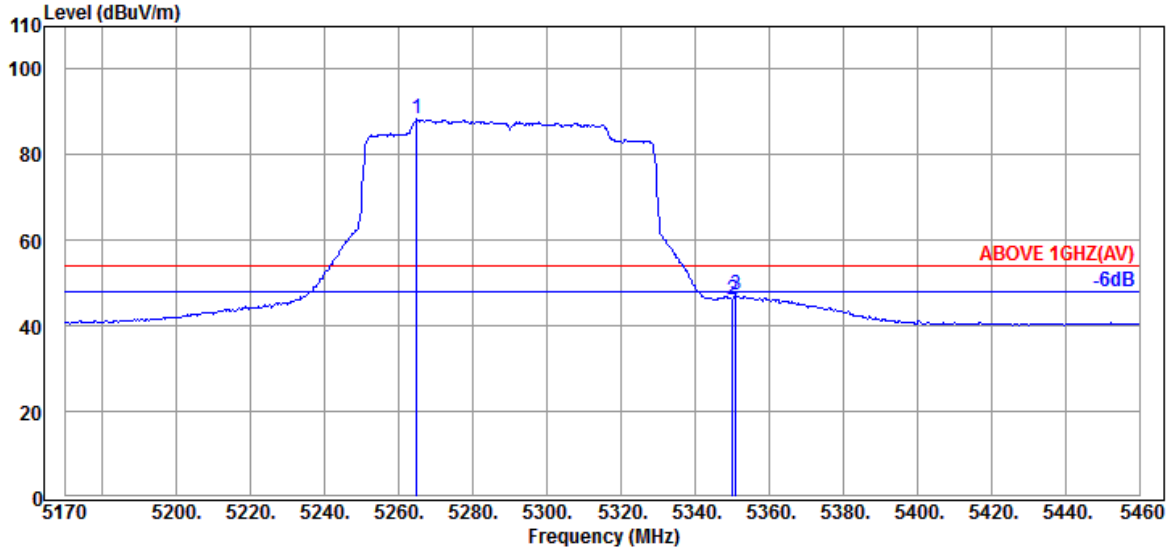

Antenna at Vertical Polarization

Emission Frequency (MHz)	Antenna Factor (dB/m)	Cable Loss (dB)	Preamp Gain (dB)	Read Level (dBμV)	Emission Level (dBμV/m)	Limits (dBμV/m)	Margin (dB)	Detector
@ 5264.830	34.43	9.02	34.31	79.15	88.29	---	---	Average
5350.090	34.60	9.10	34.27	36.73	46.16	54.00	7.84	Average
5350.960	34.60	9.10	34.27	37.68	47.11	54.00	6.89	Average

Remark: The "@" means fundamental frequency, it is ignored in this section.

This test report may be reproduced in full only. The document may only be updated by Audix Technology Corp. personnel. Any changes will be noted in the Document History section of the report.

Audix Technology Corp.
No. 491, Zhongfu Rd., Linkou Dist.,
New Taipei City244, Taiwan
Tel: +886 2 26099301
Fax: +886 2 26099303

Mode	802.11ax-HE160	U-NII Band	2C
RU Configuration	996/67	Frequency	TX 5570MHz

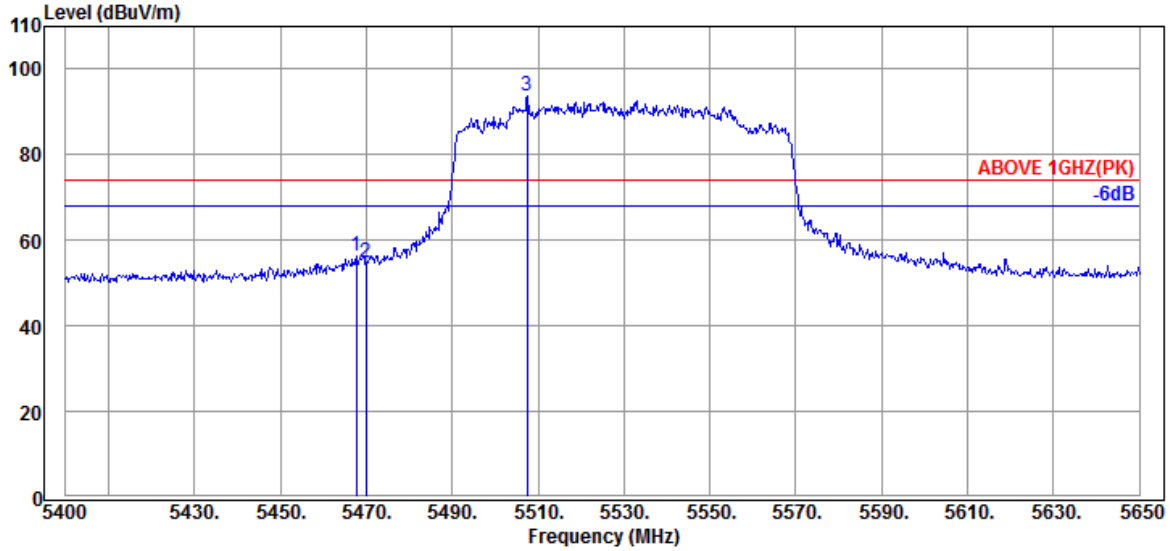

Antenna at Horizontal Polarization

Emission Frequency (MHz)	Antenna Factor (dB/m)	Cable Loss (dB)	Preamp Gain (dB)	Read Level (dBμV)	Emission Level (dBμV/m)	Limits (dBμV/m)	Margin (dB)	Detector
5467.750	34.47	9.20	34.24	46.81	56.24	74.00	17.76	Peak
5470.000	34.47	9.20	34.24	45.45	54.88	74.00	19.12	Peak
@ 5507.500	34.40	9.23	34.24	84.47	93.86	---	---	Peak

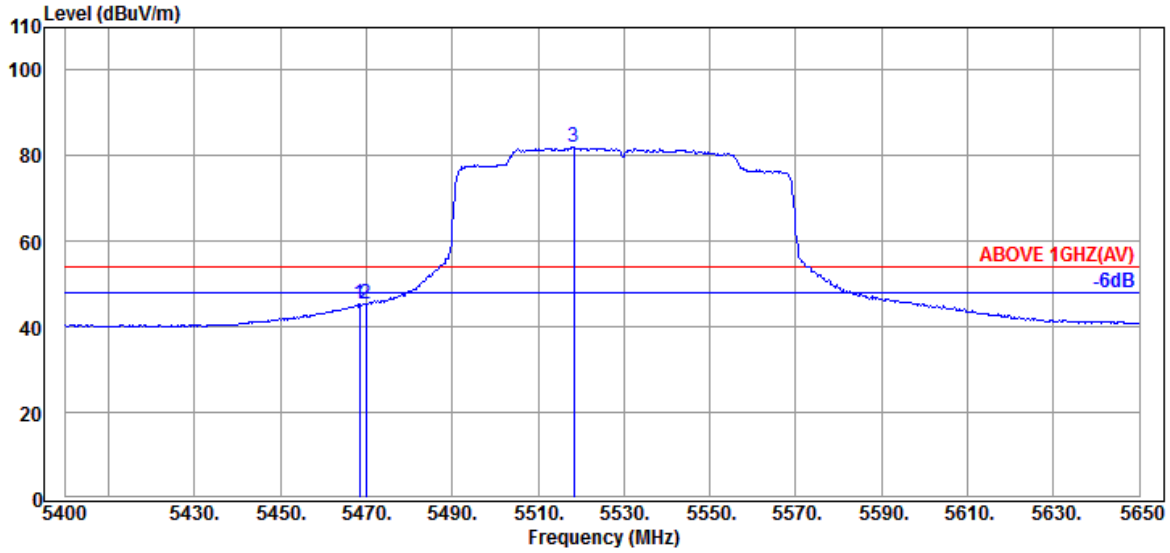

Antenna at Horizontal Polarization

Emission Frequency (MHz)	Antenna Factor (dB/m)	Cable Loss (dB)	Preamp Gain (dB)	Read Level (dBμV)	Emission Level (dBμV/m)	Limits (dBμV/m)	Margin (dB)	Detector
5468.500	34.47	9.20	34.24	35.99	45.42	54.00	8.58	Average
5470.000	34.47	9.20	34.24	35.78	45.21	54.00	8.79	Average
@ 5518.250	34.37	9.24	34.24	72.59	81.96	---	---	Average

Remark: The "@" means fundamental frequency, it is ignored in this section.

This test report may be reproduced in full only. The document may only be updated by Audix Technology Corp. personnel. Any changes will be noted in the Document History section of the report.

Audix Technology Corp.
No. 491, Zhongfu Rd., Linkou Dist.,
New Taipei City244, Taiwan

Tel: +886 2 26099301
Fax: +886 2 26099303

Mode	802.11ax-HE160	U-NII Band	2C
RU Configuration	996/67	Frequency	TX 5570MHz

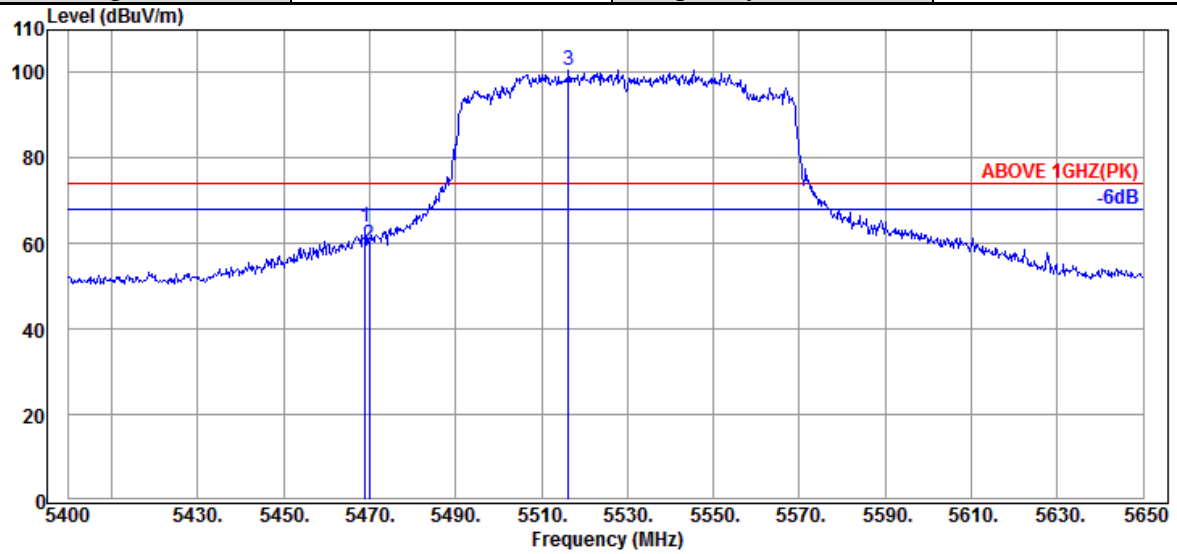

Antenna at Vertical Polarization

	Emission Frequency (MHz)	Antenna Factor (dB/m)	Cable Loss (dB)	Preamp Gain (dB)	Read Level (dBμV)	Emission Level (dBμV/m)	Limits (dBμV/m)	Margin (dB)	Detector
	5469.000	34.47	9.20	34.24	54.51	63.94	74.00	10.06	Peak
	5470.000	34.47	9.20	34.24	50.16	59.59	74.00	14.41	Peak
@	5516.250	34.37	9.24	34.24	91.30	100.67	---	---	Peak

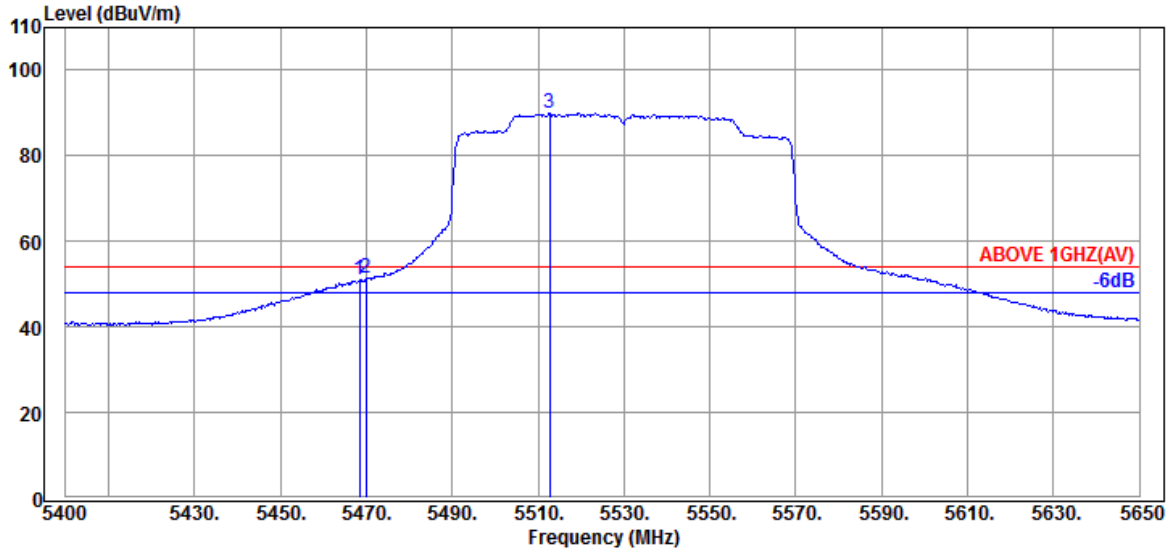

Antenna at Vertical Polarization

	Emission Frequency (MHz)	Antenna Factor (dB/m)	Cable Loss (dB)	Preamp Gain (dB)	Read Level (dBμV)	Emission Level (dBμV/m)	Limits (dBμV/m)	Margin (dB)	Detector
	5468.500	34.47	9.20	34.24	41.64	51.07	54.00	2.93	Average
	5470.000	34.47	9.20	34.24	41.93	51.36	54.00	2.64	Average
@	5512.750	34.37	9.23	34.24	80.63	89.99	---	---	Average

Remark: The "@" means fundamental frequency, it is ignored in this section.

This test report may be reproduced in full only. The document may only be updated by Audix Technology Corp. personnel. Any changes will be noted in the Document History section of the report.

Audix Technology Corp.
No. 491, Zhongfu Rd., Linkou Dist.,
New Taipei City244, Taiwan

Tel: +886 2 26099301
Fax: +886 2 26099303

Mode	802.11ax-HE160	U-NII Band	2C
RU Configuration	996/S67	Frequency	TX 5570MHz

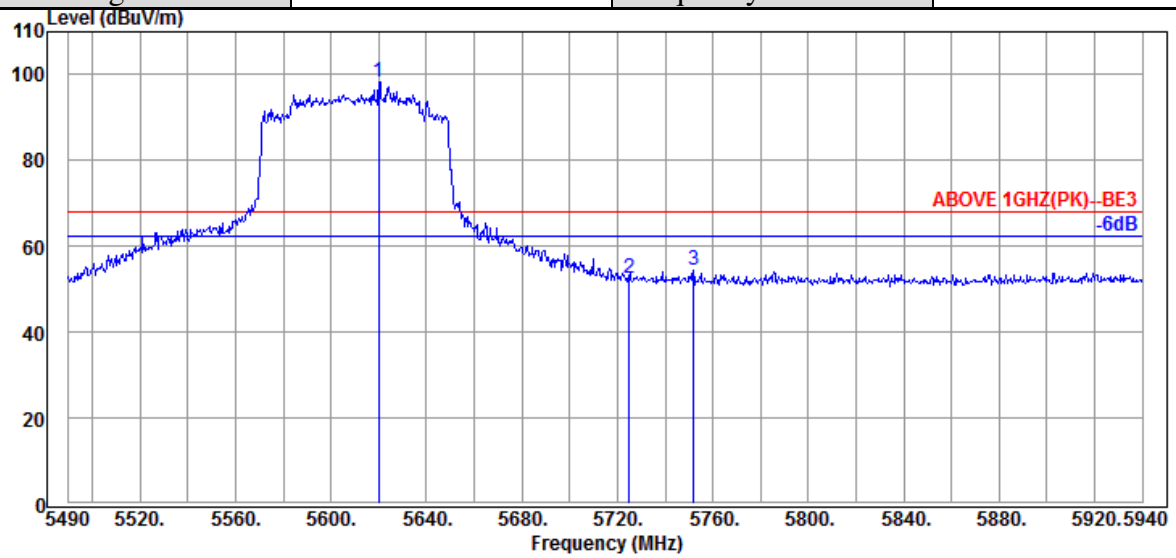

Antenna at Horizontal Polarization

Emission Frequency (MHz)	Antenna Factor (dB/m)	Cable Loss (dB)	Preamp Gain (dB)	Read Level (dBμV)	Emission Level (dBμV/m)	Limits (dBμV/m)	Margin (dB)	Detector
@ 5620.050	34.40	9.33	34.28	88.81	98.26	---	---	Peak
5724.900	34.67	9.42	34.32	42.96	52.73	68.20	15.47	Peak
5751.900	34.80	9.45	34.33	44.65	54.57	68.20	13.63	Peak

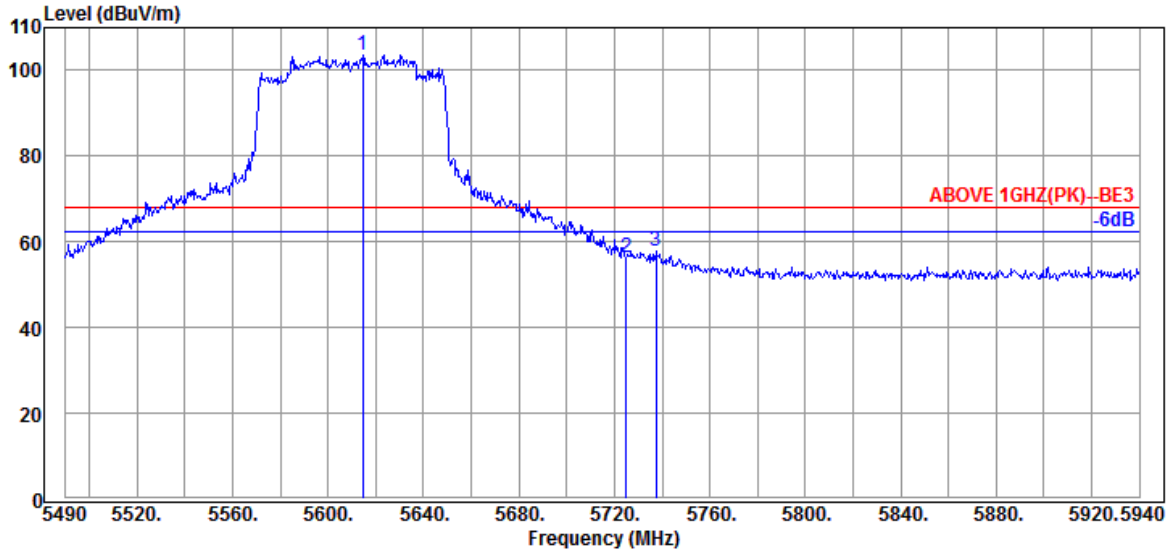

Antenna at Vertical Polarization

Emission Frequency (MHz)	Antenna Factor (dB/m)	Cable Loss (dB)	Preamp Gain (dB)	Read Level (dBμV)	Emission Level (dBμV/m)	Limits (dBμV/m)	Margin (dB)	Detector
@ 5614.650	34.40	9.31	34.28	94.13	103.56	---	---	Peak
5724.900	34.67	9.42	34.32	46.63	56.40	68.20	11.80	Peak
5737.500	34.67	9.43	34.33	48.08	57.85	68.20	10.35	Peak

Remark: The "@" means fundamental frequency, it is ignored in this section.

This test report may be reproduced in full only. The document may only be updated by Audix Technology Corp. personnel. Any changes will be noted in the Document History section of the report.

Audix Technology Corp.
No. 491, Zhongfu Rd., Linkou Dist.,
New Taipei City244, Taiwan
Tel: +886 2 26099301
Fax: +886 2 26099303

A.2.2 Emissions outside the frequency band

The emissions (up to 40GHz) not reported for there is no emission be found.

Mode	802.11a	U-NII Band	I
		Frequency	TX 5180MHz

Antenna at Horizontal Polarization

Emission Frequency (MHz)	Antenna Factor (dB/m)	Cable Loss (dB)	Preamp Gain (dB)	Read Level (dBμV)	Emission Level (dBμV/m)	Limits (dBμV/m)	Margin (dB)	Detector
10360.000	37.60	13.00	34.83	31.61	47.38	54.00	6.62	Peak

Antenna at Vertical Polarization

Emission Frequency (MHz)	Antenna Factor (dB/m)	Cable Loss (dB)	Preamp Gain (dB)	Read Level (dBμV)	Emission Level (dBμV/m)	Limits (dBμV/m)	Margin (dB)	Detector
10360.000	37.60	13.00	34.83	31.87	47.64	54.00	6.36	Peak

Mode	802.11a	U-NII Band	2A
		Frequency	TX 5260MHz

Antenna at Horizontal Polarization

Emission Frequency (MHz)	Antenna Factor (dB/m)	Cable Loss (dB)	Preamp Gain (dB)	Read Level (dBμV)	Emission Level (dBμV/m)	Limits (dBμV/m)	Margin (dB)	Detector
10520.000	37.80	13.13	34.69	30.64	46.88	54.00	7.12	Peak

Antenna at Vertical Polarization

Emission Frequency (MHz)	Antenna Factor (dB/m)	Cable Loss (dB)	Preamp Gain (dB)	Read Level (dBμV)	Emission Level (dBμV/m)	Limits (dBμV/m)	Margin (dB)	Detector
10520.000	37.80	13.13	34.69	31.61	47.85	54.00	6.15	Peak

This test report may be reproduced in full only. The document may only be updated by Audix Technology Corp. personnel. Any changes will be noted in the Document History section of the report.

Audix Technology Corp.
No. 491, Zhongfu Rd., Linkou Dist.,
New Taipei City244, Taiwan
Tel: +886 2 26099301
Fax: +886 2 26099303

Mode	802.11a	U-NII Band	2C
		Frequency	TX 5500MHz

Antenna at Horizontal Polarization

Emission Frequency (MHz)	Antenna Factor (dB/m)	Cable Loss (dB)	Preamp Gain (dB)	Read Level (dBμV)	Emission Level (dBμV/m)	Limits (dBμV/m)	Margin (dB)	Detector
11000.000	38.10	13.55	34.56	31.31	48.40	54.00	5.60	Peak

Antenna at Vertical Polarization

Emission Frequency (MHz)	Antenna Factor (dB/m)	Cable Loss (dB)	Preamp Gain (dB)	Read Level (dBμV)	Emission Level (dBμV/m)	Limits (dBμV/m)	Margin (dB)	Detector
11000.000	38.10	13.55	34.56	30.97	48.06	54.00	5.94	Peak

Mode	802.11a	U-NII Band	2C
		Frequency	TX 5720MHz

Antenna at Horizontal Polarization

Emission Frequency (MHz)	Antenna Factor (dB/m)	Cable Loss (dB)	Preamp Gain (dB)	Read Level (dBμV)	Emission Level (dBμV/m)	Limits (dBμV/m)	Margin (dB)	Detector
11440.000	38.40	14.21	34.59	30.36	48.38	54.00	5.62	Peak

Antenna at Vertical Polarization

Emission Frequency (MHz)	Antenna Factor (dB/m)	Cable Loss (dB)	Preamp Gain (dB)	Read Level (dBμV)	Emission Level (dBμV/m)	Limits (dBμV/m)	Margin (dB)	Detector
11440.000	38.40	14.21	34.59	31.01	49.03	54.00	4.97	Peak

Mode	802.11a	U-NII Band	III
		Frequency	TX 5745MHz

Antenna at Horizontal Polarization

Emission Frequency (MHz)	Antenna Factor (dB/m)	Cable Loss (dB)	Preamp Gain (dB)	Read Level (dBμV)	Emission Level (dBμV/m)	Limits (dBμV/m)	Margin (dB)	Detector
11490.000	38.40	14.28	34.59	31.34	49.43	54.00	4.57	Peak

Antenna at Vertical Polarization

Emission Frequency (MHz)	Antenna Factor (dB/m)	Cable Loss (dB)	Preamp Gain (dB)	Read Level (dBμV)	Emission Level (dBμV/m)	Limits (dBμV/m)	Margin (dB)	Detector
11490.000	38.40	14.28	34.59	30.53	48.62	54.00	5.38	Peak

This test report may be reproduced in full only. The document may only be updated by Audix Technology Corp. personnel. Any changes will be noted in the Document History section of the report.

Audix Technology Corp.
No. 491, Zhongfu Rd., Linkou Dist.,
New Taipei City244, Taiwan
Tel: +886 2 26099301
Fax: +886 2 26099303

Mode	802.11n-HT20	U-NII Band	I
		Frequency	TX 5180MHz

Antenna at Horizontal Polarization

Emission Frequency (MHz)	Antenna Factor (dB/m)	Cable Loss (dB)	Preamp Gain (dB)	Read Level (dBμV)	Emission Level (dBμV/m)	Limits (dBμV/m)	Margin (dB)	Detector
10360.000	37.60	13.00	34.83	31.24	47.01	54.00	6.99	Peak

Antenna at Vertical Polarization

Emission Frequency (MHz)	Antenna Factor (dB/m)	Cable Loss (dB)	Preamp Gain (dB)	Read Level (dBμV)	Emission Level (dBμV/m)	Limits (dBμV/m)	Margin (dB)	Detector
10360.000	37.60	13.00	34.83	31.87	47.64	54.00	6.36	Peak

Mode	802.11n-HT20	U-NII Band	2A
		Frequency	TX 5300MHz

Antenna at Horizontal Polarization

Emission Frequency (MHz)	Antenna Factor (dB/m)	Cable Loss (dB)	Preamp Gain (dB)	Read Level (dBμV)	Emission Level (dBμV/m)	Limits (dBμV/m)	Margin (dB)	Detector
10600.000	37.90	13.21	34.67	31.09	47.53	54.00	6.47	Peak

Antenna at Vertical Polarization

Emission Frequency (MHz)	Antenna Factor (dB/m)	Cable Loss (dB)	Preamp Gain (dB)	Read Level (dBμV)	Emission Level (dBμV/m)	Limits (dBμV/m)	Margin (dB)	Detector
10600.000	37.90	13.21	34.67	30.87	47.31	54.00	6.69	Peak

Mode	802.11n-HT20	U-NII Band	2C
		Frequency	TX 5500MHz

Antenna at Horizontal Polarization

Emission Frequency (MHz)	Antenna Factor (dB/m)	Cable Loss (dB)	Preamp Gain (dB)	Read Level (dBμV)	Emission Level (dBμV/m)	Limits (dBμV/m)	Margin (dB)	Detector
11000.000	38.10	13.55	34.56	31.14	48.23	54.00	5.77	Peak

Antenna at Vertical Polarization

Emission Frequency (MHz)	Antenna Factor (dB/m)	Cable Loss (dB)	Preamp Gain (dB)	Read Level (dBμV)	Emission Level (dBμV/m)	Limits (dBμV/m)	Margin (dB)	Detector
11000.000	38.10	13.55	34.56	30.72	47.81	54.00	6.19	Peak

This test report may be reproduced in full only. The document may only be updated by Audix Technology Corp. personnel. Any changes will be noted in the Document History section of the report.

Audix Technology Corp.
No. 491, Zhongfu Rd., Linkou Dist.,
New Taipei City244, Taiwan
Tel: +886 2 26099301
Fax: +886 2 26099303

Mode	802.11n-HT20	U-NII Band	2C
		Frequency	TX 5720MHz

Antenna at Horizontal Polarization

Emission Frequency (MHz)	Antenna Factor (dB/m)	Cable Loss (dB)	Preamp Gain (dB)	Read Level (dBμV)	Emission Level (dBμV/m)	Limits (dBμV/m)	Margin (dB)	Detector
11440.000	38.40	14.21	34.59	29.79	47.81	54.00	6.19	Peak

Antenna at Vertical Polarization

Emission Frequency (MHz)	Antenna Factor (dB/m)	Cable Loss (dB)	Preamp Gain (dB)	Read Level (dBμV)	Emission Level (dBμV/m)	Limits (dBμV/m)	Margin (dB)	Detector
11440.000	38.40	14.21	34.59	30.01	48.03	54.00	5.97	Peak

Mode	802.11n-HT20	U-NII Band	III
		Frequency	TX 5785MHz

Antenna at Horizontal Polarization

Emission Frequency (MHz)	Antenna Factor (dB/m)	Cable Loss (dB)	Preamp Gain (dB)	Read Level (dBμV)	Emission Level (dBμV/m)	Limits (dBμV/m)	Margin (dB)	Detector
11570.000	38.47	14.41	34.61	30.11	48.38	54.00	5.62	Peak

Antenna at Vertical Polarization

Emission Frequency (MHz)	Antenna Factor (dB/m)	Cable Loss (dB)	Preamp Gain (dB)	Read Level (dBμV)	Emission Level (dBμV/m)	Limits (dBμV/m)	Margin (dB)	Detector
11570.000	38.47	14.41	34.61	30.50	48.77	54.00	5.23	Peak

This test report may be reproduced in full only. The document may only be updated by Audix Technology Corp. personnel. Any changes will be noted in the Document History section of the report.

Audix Technology Corp.
No. 491, Zhongfu Rd., Linkou Dist.,
New Taipei City244, Taiwan
Tel: +886 2 26099301
Fax: +886 2 26099303

Mode	802.11n-HT40	U-NII Band	I
		Frequency	TX 5230MHz

Antenna at Horizontal Polarization

Emission Frequency (MHz)	Antenna Factor (dB/m)	Cable Loss (dB)	Preamp Gain (dB)	Read Level (dBμV)	Emission Level (dBμV/m)	Limits (dBμV/m)	Margin (dB)	Detector
10460.000	37.70	13.07	34.74	30.89	46.92	54.00	7.08	Peak

Antenna at Vertical Polarization

Emission Frequency (MHz)	Antenna Factor (dB/m)	Cable Loss (dB)	Preamp Gain (dB)	Read Level (dBμV)	Emission Level (dBμV/m)	Limits (dBμV/m)	Margin (dB)	Detector
10460.000	37.70	13.07	34.74	30.44	46.47	54.00	7.53	Peak

Mode	802.11n-HT40	U-NII Band	2A
		Frequency	TX 5270MHz

Antenna at Horizontal Polarization

Emission Frequency (MHz)	Antenna Factor (dB/m)	Cable Loss (dB)	Preamp Gain (dB)	Read Level (dBμV)	Emission Level (dBμV/m)	Limits (dBμV/m)	Margin (dB)	Detector
10540.000	37.83	13.15	34.68	31.16	47.46	54.00	6.54	Peak

Antenna at Vertical Polarization

Emission Frequency (MHz)	Antenna Factor (dB/m)	Cable Loss (dB)	Preamp Gain (dB)	Read Level (dBμV)	Emission Level (dBμV/m)	Limits (dBμV/m)	Margin (dB)	Detector
10540.000	37.83	13.15	34.68	30.86	47.16	54.00	6.84	Peak

Mode	802.11n-HT40	U-NII Band	2C
		Frequency	TX 5670MHz

Antenna at Horizontal Polarization

Emission Frequency (MHz)	Antenna Factor (dB/m)	Cable Loss (dB)	Preamp Gain (dB)	Read Level (dBμV)	Emission Level (dBμV/m)	Limits (dBμV/m)	Margin (dB)	Detector
11340.000	38.27	14.06	34.58	30.58	48.33	54.00	5.67	Peak

Antenna at Vertical Polarization

Emission Frequency (MHz)	Antenna Factor (dB/m)	Cable Loss (dB)	Preamp Gain (dB)	Read Level (dBμV)	Emission Level (dBμV/m)	Limits (dBμV/m)	Margin (dB)	Detector
11340.000	38.27	14.06	34.58	30.57	48.32	54.00	5.68	Peak

This test report may be reproduced in full only. The document may only be updated by Audix Technology Corp. personnel. Any changes will be noted in the Document History section of the report.

Audix Technology Corp.
No. 491, Zhongfu Rd., Linkou Dist.,
New Taipei City244, Taiwan
Tel: +886 2 26099301
Fax: +886 2 26099303

Mode	802.11n-HT40	U-NII Band	2C
		Frequency	TX 5710MHz

Antenna at Horizontal Polarization

Emission Frequency (MHz)	Antenna Factor (dB/m)	Cable Loss (dB)	Preamp Gain (dB)	Read Level (dBμV)	Emission Level (dBμV/m)	Limits (dBμV/m)	Margin (dB)	Detector
11420.000	38.40	14.18	34.59	30.10	48.09	54.00	5.91	Peak

Antenna at Vertical Polarization

Emission Frequency (MHz)	Antenna Factor (dB/m)	Cable Loss (dB)	Preamp Gain (dB)	Read Level (dBμV)	Emission Level (dBμV/m)	Limits (dBμV/m)	Margin (dB)	Detector
11420.000	38.40	14.18	34.59	30.12	48.11	54.00	5.89	Peak

Mode	802.11n-HT40	U-NII Band	III
		Frequency	TX 5755MHz

Antenna at Horizontal Polarization

Emission Frequency (MHz)	Antenna Factor (dB/m)	Cable Loss (dB)	Preamp Gain (dB)	Read Level (dBμV)	Emission Level (dBμV/m)	Limits (dBμV/m)	Margin (dB)	Detector
11510.000	38.40	14.31	34.59	30.25	48.37	54.00	5.63	Peak

Antenna at Vertical Polarization

Emission Frequency (MHz)	Antenna Factor (dB/m)	Cable Loss (dB)	Preamp Gain (dB)	Read Level (dBμV)	Emission Level (dBμV/m)	Limits (dBμV/m)	Margin (dB)	Detector
11510.000	38.40	14.31	34.59	30.39	48.51	54.00	5.49	Peak

This test report may be reproduced in full only. The document may only be updated by Audix Technology Corp. personnel. Any changes will be noted in the Document History section of the report.

Audix Technology Corp.
No. 491, Zhongfu Rd., Linkou Dist.,
New Taipei City244, Taiwan
Tel: +886 2 26099301
Fax: +886 2 26099303

Mode	802.11ac-VHT80	U-NII Band	I
		Frequency	TX 5210MHz

Antenna at Horizontal Polarization

Emission Frequency (MHz)	Antenna Factor (dB/m)	Cable Loss (dB)	Preamp Gain (dB)	Read Level (dBμV)	Emission Level (dBμV/m)	Limits (dBμV/m)	Margin (dB)	Detector
10420.000	37.65	13.04	34.78	31.18	47.09	54.00	6.91	Peak

Antenna at Vertical Polarization

Emission Frequency (MHz)	Antenna Factor (dB/m)	Cable Loss (dB)	Preamp Gain (dB)	Read Level (dBμV)	Emission Level (dBμV/m)	Limits (dBμV/m)	Margin (dB)	Detector
10420.000	37.65	13.04	34.78	30.96	46.87	54.00	7.13	Peak

Mode	802.11ac-VHT80	U-NII Band	2A
		Frequency	TX 5290MHz

Antenna at Horizontal Polarization

Emission Frequency (MHz)	Antenna Factor (dB/m)	Cable Loss (dB)	Preamp Gain (dB)	Read Level (dBμV)	Emission Level (dBμV/m)	Limits (dBμV/m)	Margin (dB)	Detector
10580.000	37.87	13.19	34.67	30.75	47.14	54.00	6.86	Peak

Antenna at Vertical Polarization

Emission Frequency (MHz)	Antenna Factor (dB/m)	Cable Loss (dB)	Preamp Gain (dB)	Read Level (dBμV)	Emission Level (dBμV/m)	Limits (dBμV/m)	Margin (dB)	Detector
10580.000	37.87	13.19	34.67	30.87	47.26	54.00	6.74	Peak

Mode	802.11ac-VHT80	U-NII Band	2C
		Frequency	TX 5610MHz

Antenna at Horizontal Polarization

Emission Frequency (MHz)	Antenna Factor (dB/m)	Cable Loss (dB)	Preamp Gain (dB)	Read Level (dBμV)	Emission Level (dBμV/m)	Limits (dBμV/m)	Margin (dB)	Detector
11220.000	38.20	13.88	34.57	30.45	47.96	54.00	6.04	Peak

Antenna at Vertical Polarization

Emission Frequency (MHz)	Antenna Factor (dB/m)	Cable Loss (dB)	Preamp Gain (dB)	Read Level (dBμV)	Emission Level (dBμV/m)	Limits (dBμV/m)	Margin (dB)	Detector
11220.000	38.20	13.88	34.57	31.41	48.92	54.00	5.08	Peak

This test report may be reproduced in full only. The document may only be updated by Audix Technology Corp. personnel. Any changes will be noted in the Document History section of the report.

Audix Technology Corp.
No. 491, Zhongfu Rd., Linkou Dist.,
New Taipei City244, Taiwan
Tel: +886 2 26099301
Fax: +886 2 26099303

Mode	802.11ac-VHT80	U-NII Band	2C
		Frequency	TX 5690MHz

Antenna at Horizontal Polarization

Emission Frequency (MHz)	Antenna Factor (dB/m)	Cable Loss (dB)	Preamp Gain (dB)	Read Level (dBμV)	Emission Level (dBμV/m)	Limits (dBμV/m)	Margin (dB)	Detector
11380.000	38.33	14.13	34.58	29.67	47.55	54.00	6.45	Peak

Antenna at Vertical Polarization

Emission Frequency (MHz)	Antenna Factor (dB/m)	Cable Loss (dB)	Preamp Gain (dB)	Read Level (dBμV)	Emission Level (dBμV/m)	Limits (dBμV/m)	Margin (dB)	Detector
11380.000	38.33	14.13	34.58	30.26	48.14	54.00	5.86	Peak

Mode	802.11ac-VHT80	U-NII Band	III
		Frequency	TX 5775MHz

Antenna at Horizontal Polarization

Emission Frequency (MHz)	Antenna Factor (dB/m)	Cable Loss (dB)	Preamp Gain (dB)	Read Level (dBμV)	Emission Level (dBμV/m)	Limits (dBμV/m)	Margin (dB)	Detector
11550.000	38.43	14.38	34.60	30.87	49.08	54.00	4.92	Peak

Antenna at Vertical Polarization

Emission Frequency (MHz)	Antenna Factor (dB/m)	Cable Loss (dB)	Preamp Gain (dB)	Read Level (dBμV)	Emission Level (dBμV/m)	Limits (dBμV/m)	Margin (dB)	Detector
11550.000	38.43	14.38	34.60	30.83	49.04	54.00	4.96	Peak

This test report may be reproduced in full only. The document may only be updated by Audix Technology Corp. personnel. Any changes will be noted in the Document History section of the report.

Audix Technology Corp.
No. 491, Zhongfu Rd., Linkou Dist.,
New Taipei City244, Taiwan
Tel: +886 2 26099301
Fax: +886 2 26099303

Mode	802.11ac-VHT160	U-NII Band	I/2A
		Frequency	TX 5250MHz

Antenna at Horizontal Polarization

Emission Frequency (MHz)	Antenna Factor (dB/m)	Cable Loss (dB)	Preamp Gain (dB)	Read Level (dBμV)	Emission Level (dBμV/m)	Limits (dBμV/m)	Margin (dB)	Detector
10500.000	37.80	13.12	34.69	30.66	46.89	54.00	7.11	Peak

Antenna at Vertical Polarization

Emission Frequency (MHz)	Antenna Factor (dB/m)	Cable Loss (dB)	Preamp Gain (dB)	Read Level (dBμV)	Emission Level (dBμV/m)	Limits (dBμV/m)	Margin (dB)	Detector
10500.000	37.80	13.12	34.69	31.09	47.32	54.00	6.68	Peak

Mode	802.11ac-VHT160	U-NII Band	2C
		Frequency	TX 5570MHz

Antenna at Horizontal Polarization

Emission Frequency (MHz)	Antenna Factor (dB/m)	Cable Loss (dB)	Preamp Gain (dB)	Read Level (dBμV)	Emission Level (dBμV/m)	Limits (dBμV/m)	Margin (dB)	Detector
11140.000	38.07	13.75	34.57	30.61	47.86	54.00	6.14	Peak

Antenna at Vertical Polarization

Emission Frequency (MHz)	Antenna Factor (dB/m)	Cable Loss (dB)	Preamp Gain (dB)	Read Level (dBμV)	Emission Level (dBμV/m)	Limits (dBμV/m)	Margin (dB)	Detector
11140.000	38.07	13.75	34.57	29.92	47.17	54.00	6.83	Peak

This test report may be reproduced in full only. The document may only be updated by Audix Technology Corp. personnel. Any changes will be noted in the Document History section of the report.

Audix Technology Corp.
No. 491, Zhongfu Rd., Linkou Dist.,
New Taipei City244, Taiwan
Tel: +886 2 26099301
Fax: +886 2 26099303

Mode	802.11ax-HE20	U-NII Band	I
		Frequency	TX 5180MHz

Antenna at Horizontal Polarization

Emission Frequency (MHz)	Antenna Factor (dB/m)	Cable Loss (dB)	Preamp Gain (dB)	Read Level (dBμV)	Emission Level (dBμV/m)	Limits (dBμV/m)	Margin (dB)	Detector
10360.000	37.60	13.00	34.83	31.52	47.29	54.00	6.71	Peak

Antenna at Vertical Polarization

Emission Frequency (MHz)	Antenna Factor (dB/m)	Cable Loss (dB)	Preamp Gain (dB)	Read Level (dBμV)	Emission Level (dBμV/m)	Limits (dBμV/m)	Margin (dB)	Detector
10360.000	37.60	13.00	34.83	31.07	46.84	54.00	7.16	Peak

Mode	802.11ax-HE20	U-NII Band	2A
		Frequency	TX 5300MHz

Antenna at Horizontal Polarization

Emission Frequency (MHz)	Antenna Factor (dB/m)	Cable Loss (dB)	Preamp Gain (dB)	Read Level (dBμV)	Emission Level (dBμV/m)	Limits (dBμV/m)	Margin (dB)	Detector
10600.000	37.90	13.21	34.67	31.96	48.40	54.00	5.60	Peak

Antenna at Vertical Polarization

Emission Frequency (MHz)	Antenna Factor (dB/m)	Cable Loss (dB)	Preamp Gain (dB)	Read Level (dBμV)	Emission Level (dBμV/m)	Limits (dBμV/m)	Margin (dB)	Detector
10600.000	37.90	13.21	34.67	32.30	48.74	54.00	5.26	Peak

This test report may be reproduced in full only. The document may only be updated by Audix Technology Corp. personnel. Any changes will be noted in the Document History section of the report.

Audix Technology Corp.
No. 491, Zhongfu Rd., Linkou Dist.,
New Taipei City244, Taiwan
Tel: +886 2 26099301
Fax: +886 2 26099303

Mode	802.11ax-HE20	U-NII Band	2C
		Frequency	TX 5580MHz

Antenna at Horizontal Polarization

Emission Frequency (MHz)	Antenna Factor (dB/m)	Cable Loss (dB)	Preamp Gain (dB)	Read Level (dBμV)	Emission Level (dBμV/m)	Limits (dBμV/m)	Margin (dB)	Detector
11160.000	38.13	13.80	34.57	30.44	47.80	54.00	6.20	Peak

Antenna at Vertical Polarization

Emission Frequency (MHz)	Antenna Factor (dB/m)	Cable Loss (dB)	Preamp Gain (dB)	Read Level (dBμV)	Emission Level (dBμV/m)	Limits (dBμV/m)	Margin (dB)	Detector
11160.000	38.13	13.80	34.57	29.86	47.22	54.00	6.78	Peak

Mode	802.11ax-HE20	U-NII Band	2C
		Frequency	TX 5720MHz

Antenna at Horizontal Polarization

Emission Frequency (MHz)	Antenna Factor (dB/m)	Cable Loss (dB)	Preamp Gain (dB)	Read Level (dBμV)	Emission Level (dBμV/m)	Limits (dBμV/m)	Margin (dB)	Detector
11440.000	38.40	14.21	34.59	30.76	48.78	54.00	5.22	Peak

Antenna at Vertical Polarization

Emission Frequency (MHz)	Antenna Factor (dB/m)	Cable Loss (dB)	Preamp Gain (dB)	Read Level (dBμV)	Emission Level (dBμV/m)	Limits (dBμV/m)	Margin (dB)	Detector
11440.000	38.40	14.21	34.59	30.50	48.52	54.00	5.48	Peak

Mode	802.11ax-HE20	U-NII Band	III
		Frequency	TX 5785MHz

Antenna at Horizontal Polarization

Emission Frequency (MHz)	Antenna Factor (dB/m)	Cable Loss (dB)	Preamp Gain (dB)	Read Level (dBμV)	Emission Level (dBμV/m)	Limits (dBμV/m)	Margin (dB)	Detector
11570.000	38.47	14.41	34.61	30.96	49.23	54.00	4.77	Peak

Antenna at Vertical Polarization

Emission Frequency (MHz)	Antenna Factor (dB/m)	Cable Loss (dB)	Preamp Gain (dB)	Read Level (dBμV)	Emission Level (dBμV/m)	Limits (dBμV/m)	Margin (dB)	Detector
11570.000	38.47	14.41	34.61	30.68	48.95	54.00	5.05	Peak

This test report may be reproduced in full only. The document may only be updated by Audix Technology Corp. personnel. Any changes will be noted in the Document History section of the report.

Audix Technology Corp.
No. 491, Zhongfu Rd., Linkou Dist.,
New Taipei City244, Taiwan
Tel: +886 2 26099301
Fax: +886 2 26099303

Mode	802.11ax-HE40	U-NII Band	I
		Frequency	TX 5230MHz

Antenna at Horizontal Polarization

Emission Frequency (MHz)	Antenna Factor (dB/m)	Cable Loss (dB)	Preamp Gain (dB)	Read Level (dBμV)	Emission Level (dBμV/m)	Limits (dBμV/m)	Margin (dB)	Detector
10460.000	37.70	13.07	34.74	31.00	47.03	54.00	6.97	Peak

Antenna at Vertical Polarization

Emission Frequency (MHz)	Antenna Factor (dB/m)	Cable Loss (dB)	Preamp Gain (dB)	Read Level (dBμV)	Emission Level (dBμV/m)	Limits (dBμV/m)	Margin (dB)	Detector
10460.000	37.70	13.07	34.74	31.03	47.06	54.00	6.94	Peak

Mode	802.11ax-HE40	U-NII Band	2A
		Frequency	TX 5270MHz

Antenna at Horizontal Polarization

Emission Frequency (MHz)	Antenna Factor (dB/m)	Cable Loss (dB)	Preamp Gain (dB)	Read Level (dBμV)	Emission Level (dBμV/m)	Limits (dBμV/m)	Margin (dB)	Detector
10540.000	37.83	13.15	34.68	31.26	47.56	54.00	6.44	Peak

Antenna at Vertical Polarization

Emission Frequency (MHz)	Antenna Factor (dB/m)	Cable Loss (dB)	Preamp Gain (dB)	Read Level (dBμV)	Emission Level (dBμV/m)	Limits (dBμV/m)	Margin (dB)	Detector
10540.000	37.83	13.15	34.68	32.61	48.91	54.00	5.09	Peak

This test report may be reproduced in full only. The document may only be updated by Audix Technology Corp. personnel. Any changes will be noted in the Document History section of the report.

Audix Technology Corp.
No. 491, Zhongfu Rd., Linkou Dist.,
New Taipei City244, Taiwan
Tel: +886 2 26099301
Fax: +886 2 26099303

Mode	802.11ax-HE40	U-NII Band	2C
		Frequency	TX 5550MHz

Antenna at Horizontal Polarization

Emission Frequency (MHz)	Antenna Factor (dB/m)	Cable Loss (dB)	Preamp Gain (dB)	Read Level (dBμV)	Emission Level (dBμV/m)	Limits (dBμV/m)	Margin (dB)	Detector
11100.000	38.00	13.70	34.57	31.06	48.19	54.00	5.81	Peak

Antenna at Vertical Polarization

Emission Frequency (MHz)	Antenna Factor (dB/m)	Cable Loss (dB)	Preamp Gain (dB)	Read Level (dBμV)	Emission Level (dBμV/m)	Limits (dBμV/m)	Margin (dB)	Detector
11100.000	38.00	13.70	34.57	30.98	48.11	54.00	5.89	Peak

Mode	802.11ax-HE40	U-NII Band	2C
		Frequency	TX 5710MHz

Antenna at Horizontal Polarization

Emission Frequency (MHz)	Antenna Factor (dB/m)	Cable Loss (dB)	Preamp Gain (dB)	Read Level (dBμV)	Emission Level (dBμV/m)	Limits (dBμV/m)	Margin (dB)	Detector
11420.000	38.40	14.18	34.59	30.34	48.33	54.00	5.67	Peak

Antenna at Vertical Polarization

Emission Frequency (MHz)	Antenna Factor (dB/m)	Cable Loss (dB)	Preamp Gain (dB)	Read Level (dBμV)	Emission Level (dBμV/m)	Limits (dBμV/m)	Margin (dB)	Detector
11420.000	38.40	14.18	34.59	30.02	48.01	54.00	5.99	Peak

Mode	802.11ax-HE40	U-NII Band	III
		Frequency	TX 5795MHz

Antenna at Horizontal Polarization

Emission Frequency (MHz)	Antenna Factor (dB/m)	Cable Loss (dB)	Preamp Gain (dB)	Read Level (dBμV)	Emission Level (dBμV/m)	Limits (dBμV/m)	Margin (dB)	Detector
11590.000	38.50	14.43	34.61	30.28	48.60	54.00	5.40	Peak

Antenna at Vertical Polarization

Emission Frequency (MHz)	Antenna Factor (dB/m)	Cable Loss (dB)	Preamp Gain (dB)	Read Level (dBμV)	Emission Level (dBμV/m)	Limits (dBμV/m)	Margin (dB)	Detector
11590.000	38.50	14.43	34.61	30.23	48.55	54.00	5.45	Peak

This test report may be reproduced in full only. The document may only be updated by Audix Technology Corp. personnel. Any changes will be noted in the Document History section of the report.

Audix Technology Corp.
No. 491, Zhongfu Rd., Linkou Dist.,
New Taipei City244, Taiwan
Tel: +886 2 26099301
Fax: +886 2 26099303

Mode	802.11ax-HE80	U-NII Band	I
		Frequency	TX 5210MHz

Antenna at Horizontal Polarization

Emission Frequency (MHz)	Antenna Factor (dB/m)	Cable Loss (dB)	Preamp Gain (dB)	Read Level (dBμV)	Emission Level (dBμV/m)	Limits (dBμV/m)	Margin (dB)	Detector
10420.000	37.65	13.04	34.78	30.90	46.81	54.00	7.19	Peak

Antenna at Vertical Polarization

Emission Frequency (MHz)	Antenna Factor (dB/m)	Cable Loss (dB)	Preamp Gain (dB)	Read Level (dBμV)	Emission Level (dBμV/m)	Limits (dBμV/m)	Margin (dB)	Detector
10420.000	37.65	13.04	34.78	31.10	47.01	54.00	6.99	Peak

Mode	802.11ax-HE80	U-NII Band	2A
		Frequency	TX 5290MHz

Antenna at Horizontal Polarization

Emission Frequency (MHz)	Antenna Factor (dB/m)	Cable Loss (dB)	Preamp Gain (dB)	Read Level (dBμV)	Emission Level (dBμV/m)	Limits (dBμV/m)	Margin (dB)	Detector
10580.000	37.87	13.19	34.67	31.53	47.92	54.00	6.08	Peak

Antenna at Vertical Polarization

Emission Frequency (MHz)	Antenna Factor (dB/m)	Cable Loss (dB)	Preamp Gain (dB)	Read Level (dBμV)	Emission Level (dBμV/m)	Limits (dBμV/m)	Margin (dB)	Detector
10580.000	37.87	13.19	34.67	30.13	46.52	54.00	7.48	Peak

Mode	802.11ax-HE80	U-NII Band	2C
		Frequency	TX 5610MHz

Antenna at Horizontal Polarization

Emission Frequency (MHz)	Antenna Factor (dB/m)	Cable Loss (dB)	Preamp Gain (dB)	Read Level (dBμV)	Emission Level (dBμV/m)	Limits (dBμV/m)	Margin (dB)	Detector
11220.000	38.20	13.88	34.57	29.69	47.20	54.00	6.80	Peak

Antenna at Vertical Polarization

Emission Frequency (MHz)	Antenna Factor (dB/m)	Cable Loss (dB)	Preamp Gain (dB)	Read Level (dBμV)	Emission Level (dBμV/m)	Limits (dBμV/m)	Margin (dB)	Detector
11220.000	38.20	13.88	34.57	29.85	47.36	54.00	6.64	Peak

This test report may be reproduced in full only. The document may only be updated by Audix Technology Corp. personnel. Any changes will be noted in the Document History section of the report.

Audix Technology Corp.
No. 491, Zhongfu Rd., Linkou Dist.,
New Taipei City244, Taiwan
Tel: +886 2 26099301
Fax: +886 2 26099303

Mode	802.11ax-HE80	U-NII Band	2C
		Frequency	TX 5690MHz

Antenna at Horizontal Polarization

Emission Frequency (MHz)	Antenna Factor (dB/m)	Cable Loss (dB)	Preamp Gain (dB)	Read Level (dBμV)	Emission Level (dBμV/m)	Limits (dBμV/m)	Margin (dB)	Detector
11380.000	38.33	14.13	34.58	30.40	48.28	54.00	5.72	Peak

Antenna at Vertical Polarization

Emission Frequency (MHz)	Antenna Factor (dB/m)	Cable Loss (dB)	Preamp Gain (dB)	Read Level (dBμV)	Emission Level (dBμV/m)	Limits (dBμV/m)	Margin (dB)	Detector
11380.000	38.33	14.13	34.58	29.85	47.73	54.00	6.27	Peak

Mode	802.11ax-HE80	U-NII Band	III
		Frequency	TX 5775MHz

Antenna at Horizontal Polarization

Emission Frequency (MHz)	Antenna Factor (dB/m)	Cable Loss (dB)	Preamp Gain (dB)	Read Level (dBμV)	Emission Level (dBμV/m)	Limits (dBμV/m)	Margin (dB)	Detector
11550.000	38.43	14.38	34.60	30.56	48.77	54.00	5.23	Peak

Antenna at Vertical Polarization

Emission Frequency (MHz)	Antenna Factor (dB/m)	Cable Loss (dB)	Preamp Gain (dB)	Read Level (dBμV)	Emission Level (dBμV/m)	Limits (dBμV/m)	Margin (dB)	Detector
11550.000	38.43	14.38	34.60	31.15	49.36	54.00	4.64	Peak

This test report may be reproduced in full only. The document may only be updated by Audix Technology Corp. personnel. Any changes will be noted in the Document History section of the report.

Audix Technology Corp.
No. 491, Zhongfu Rd., Linkou Dist.,
New Taipei City244, Taiwan
Tel: +886 2 26099301
Fax: +886 2 26099303

Mode	802.11ax-HE160	U-NII Band	I/2A
		Frequency	TX 5250MHz

Antenna at Horizontal Polarization

Emission Frequency (MHz)	Antenna Factor (dB/m)	Cable Loss (dB)	Preamp Gain (dB)	Read Level (dBμV)	Emission Level (dBμV/m)	Limits (dBμV/m)	Margin (dB)	Detector
10500.000	37.80	13.12	34.69	30.48	46.71	54.00	7.29	Peak

Antenna at Vertical Polarization

Emission Frequency (MHz)	Antenna Factor (dB/m)	Cable Loss (dB)	Preamp Gain (dB)	Read Level (dBμV)	Emission Level (dBμV/m)	Limits (dBμV/m)	Margin (dB)	Detector
10500.000	37.80	13.12	34.69	32.24	48.47	54.00	5.53	Peak

Mode	802.11ax-HE160	U-NII Band	2C
		Frequency	TX 5570MHz

Antenna at Horizontal Polarization

Emission Frequency (MHz)	Antenna Factor (dB/m)	Cable Loss (dB)	Preamp Gain (dB)	Read Level (dBμV)	Emission Level (dBμV/m)	Limits (dBμV/m)	Margin (dB)	Detector
11140.000	38.07	13.75	34.57	30.41	47.66	54.00	6.34	Peak

Antenna at Vertical Polarization

Emission Frequency (MHz)	Antenna Factor (dB/m)	Cable Loss (dB)	Preamp Gain (dB)	Read Level (dBμV)	Emission Level (dBμV/m)	Limits (dBμV/m)	Margin (dB)	Detector
11140.000	38.07	13.75	34.57	31.29	48.54	54.00	5.46	Peak

A.2.3 Emissions in Non-restricted Frequency Bands

Pursuant to KDB 789033 D02 General UNII Test Procedures New Rules v02r01 that emission levels below the 15.209 general radiated emissions limits is not required.

This test report may be reproduced in full only. The document may only be updated by Audix Technology Corp. personnel. Any changes will be noted in the Document History section of the report.

Audix Technology Corp.
No. 491, Zhongfu Rd., Linkou Dist.,
New Taipei City244, Taiwan
Tel: +886 2 26099301
Fax: +886 2 26099303

A.3 EMISSION/OCCUPIED BANDWIDTH

Test Date	2021/12/27 ~ 30, 2022/02/21	Temp./Hum.	14 ~ 16℃/61 ~ 74%
Cable Loss	1.0dB	Tested By	Kuper Hsu
Test Voltage	AC 120V 60Hz (Via AC Adapter)		

A.3.1 Emission/Occupied Bandwidth Result

Mode	U-NII Band	Centre Frequency (MHz)	Emission (26dB) Bandwidth (MHz)	Occupied (99%) Bandwidth (MHz) (Reference only)	Limit
802.11a	I	5180	24.40	17.067	Reference only
		5200	22.66	16.775	
		5240	23.98	16.772	
	2A	5260	23.35	16.828	
		5300	22.60	16.763	
		5320	23.22	16.780	
	2C	5500	24.46	16.734	
		5580	24.14	16.787	
		5700	23.53	16.787	
		5720	23.66	16.920	
802.11n-HT20	I	5180	23.44	17.813	Reference only
		5200	23.27	17.856	
		5240	23.69	17.865	
	2A	5260	22.86	17.823	
		5300	23.98	17.845	
		5320	22.95	17.823	
	2C	5500	22.92	17.814	
		5580	23.47	17.859	
		5700	23.38	17.866	
		5720	22.47	17.842	

This test report may be reproduced in full only. The document may only be updated by Audix Technology Corp. personnel. Any changes will be noted in the Document History section of the report.

Audix Technology Corp.
No. 491, Zhongfu Rd., Linkou Dist.,
New Taipei City244, Taiwan

Tel: +886 2 26099301
Fax: +886 2 26099303

Mode	U-NII Band	Centre Frequency (MHz)	Emission (26dB) Bandwidth (MHz)	Occupied (99%) Bandwidth (MHz) (Reference only)	Limit
802.11n-HT40	I	5190	41.68	36.155	Reference only
		5230	42.05	36.148	
	2A	5270	42.19	36.163	
		5310	41.73	36.146	
	2C	5510	42.44	36.134	
		5550	41.67	36.203	
		5670	41.90	36.188	
		5710	42.37	36.141	
802.11ac-VHT80	I	5210	82.04	75.058	Reference only
	2A	5290	80.66	75.078	
	2C	5530	80.10	75.041	
		5610	85.03	75.143	
		5690	87.30	75.308	
802.11ac-VHT160	I	5250	162.00	153.24	Reference only
	2A				
	2C	5570	161.50	153.31	

This test report may be reproduced in full only. The document may only be updated by Audix Technology Corp. personnel. Any changes will be noted in the Document History section of the report.

Audix Technology Corp.
No. 491, Zhongfu Rd., Linkou Dist.,
New Taipei City244, Taiwan
Tel: +886 2 26099301
Fax: +886 2 26099303

Mode	U-NII Band	Centre Frequency (MHz)	Emission (26dB) Bandwidth (MHz)	Occupied (99%) Bandwidth (MHz) (Reference only)	Limit
802.11ax-HE20	I	5180	23.39	18.922	Reference only
		5200	22.94	18.968	
		5240	23.21	18.974	
	2A	5260	23.11	18.934	
		5300	23.00	18.959	
		5320	23.02	18.997	
	2C	5500	23.34	18.992	
		5580	23.85	19.004	
		5700	22.98	19.018	
		5720	23.35	18.943	
802.11ax-HE40	I	5190	42.15	37.624	Reference only
		5230	42.24	37.633	
	2A	5270	43.81	37.657	
		5310	42.50	37.610	
	2C	5510	42.42	37.610	
		5550	42.22	37.588	
		5670	42.59	37.630	
		5710	42.79	36.611	
802.11ax-HE80	I	5210	82.45	76.857	Reference only
	2A	5290	81.64	76.543	
	2C	5530	80.16	76.626	
		5610	82.60	76.584	
		5690	85.34	76.883	
802.11ax-HE160	I	5250	162.20	154.80	Reference only
	2A				
	2C	5570	162.00	155.34	

This test report may be reproduced in full only. The document may only be updated by Audix Technology Corp. personnel. Any changes will be noted in the Document History section of the report.

Audix Technology Corp.
No. 491, Zhongfu Rd., Linkou Dist.,
New Taipei City244, Taiwan
Tel: +886 2 26099301
Fax: +886 2 26099303

Mode	U-NII Band	Centre Frequency (MHz)	RU Configuration	Emission (26dB) Bandwidth (MHz)	Occupied (99%) Bandwidth (MHz) (Reference only)	Limit
802.11ax-HE20	I	5180	26/0	20.62	18.500	Reference only
			52/37	21.36	18.336	
			106/53	22.08	18.191	
	2A	5320	26/8	20.21	18.534	
			52/40	22.21	18.325	
			106/54	23.67	18.158	
	2C	5500	26/0	20.56	18.598	
			52/37	21.31	18.409	
			106/53	22.70	18.219	
		5700	26/8	20.66	18.265	
			52/40	21.62	18.143	
			106/54	23.06	18.085	
802.11ax-HE40	I	5190	242/61	24.38	18.792	Reference only
	2A	5310	242/62	23.45	18.755	
	2C	5510	242/61	23.42	18.817	
		5670	242/62	23.45	18.791	
802.11ax-HE80	I	5210	484/65	40.88	37.224	Reference only
	2A	5290	484/66	41.86	37.306	
	2C	5530	484/65	42.05	37.242	
		5610	484/66	43.20	37.323	
802.11ax-HE160	I/ 2A	5250	996/67	83.38	76.967	
			996/S67	83.82	76.952	
	2C	5570	996/67	84.64	77.139	
			996/S67	84.12	76.799	

This test report may be reproduced in full only. The document may only be updated by Audix Technology Corp. personnel. Any changes will be noted in the Document History section of the report.

Audix Technology Corp.
No. 491, Zhongfu Rd., Linkou Dist.,
New Taipei City244, Taiwan
Tel: +886 2 26099301
Fax: +886 2 26099303

Mode	U-NII Band	Centre Frequency (MHz)	Emission (6dB) Bandwidth (MHz)	Occupied (99%) Bandwidth (MHz) (Reference only)	Limit
802.11a	III	5745	13.87	16.849	≥ 500kHz
		5785	15.05	16.788	
		5825	15.64	16.855	
802.11n-HT20	III	5745	16.91	17.803	
		5785	16.31	17.819	
		5825	16.54	17.862	
802.11n-HT40	III	5755	36.25	36.243	
		5795	36.32	36.207	
802.11ac-VHT80	III	5775	75.10	75.523	
802.11ax-HE20	III	5745	17.96	18.947	
		5785	18.11	18.919	
		5825	14.25	18.901	
802.11ax-HE40	III	5755	36.41	37.762	
		5795	36.42	37.587	
802.11ax-HE80	III	5775	72.66	76.767	

Mode	U-NII Band	Centre Frequency (MHz)	RU Configuration	Emission (6dB) Bandwidth (MHz)	Occupied (99%) Bandwidth (MHz) (Reference only)	Limit
802.11ax-HE20	III	5745	26/0	16.98	18.772	≥ 500kHz
			52/37	17.02	18.124	
			106/53	17.74	17.840	
	III	5825	26/8	15.82	18.551	
			52/40	16.99	18.345	
			106/54	16.16	18.283	
802.11ax-HE40	III	5755	242/61	18.45	18.995	
	III	5795	242/62	17.04	18.988	
802.11ax-HE80	III	5775	484/65	35.83	37.719	
			484/66	35.42	37.708	

This test report may be reproduced in full only. The document may only be updated by Audix Technology Corp. personnel. Any changes will be noted in the Document History section of the report.

Audix Technology Corp.
No. 491, Zhongfu Rd., Linkou Dist.,
New Taipei City244, Taiwan

Tel: +886 2 26099301
Fax: +886 2 26099303

A.3.2 Measurement Plots

- Emission (26dB) Bandwidth

Mode: 802.11a	
U-NII Band I	U-NII Band 2A
	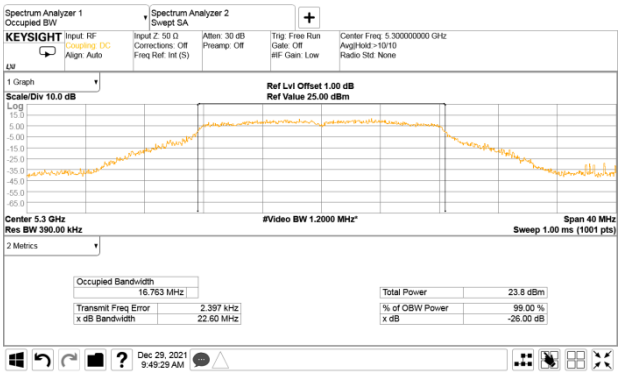
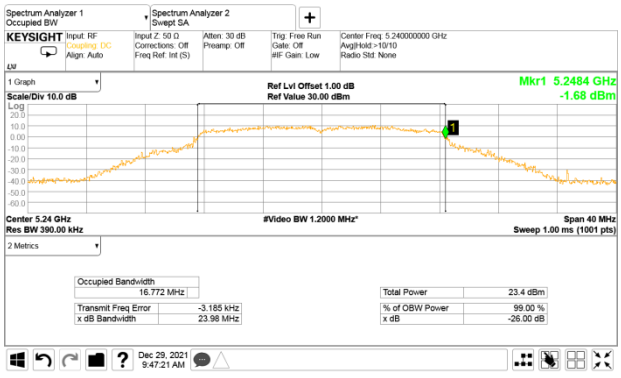	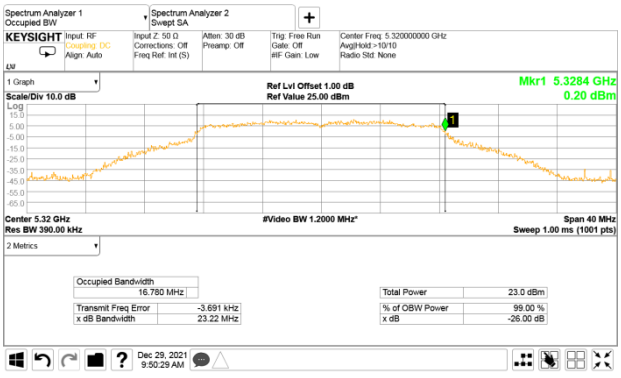

This test report may be reproduced in full only. The document may only be updated by Audix Technology Corp. personnel. Any changes will be noted in the Document History section of the report.

Audix Technology Corp.
No. 491, Zhongfu Rd., Linkou Dist.,
New Taipei City244, Taiwan

Tel: +886 2 26099301
Fax: +886 2 26099303

Mode: 802.11a	
U-NII Band 2C	

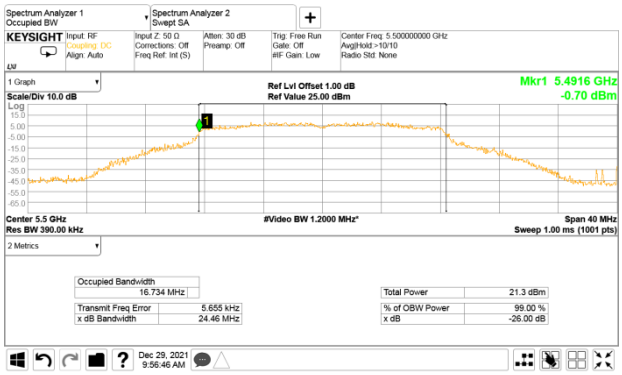

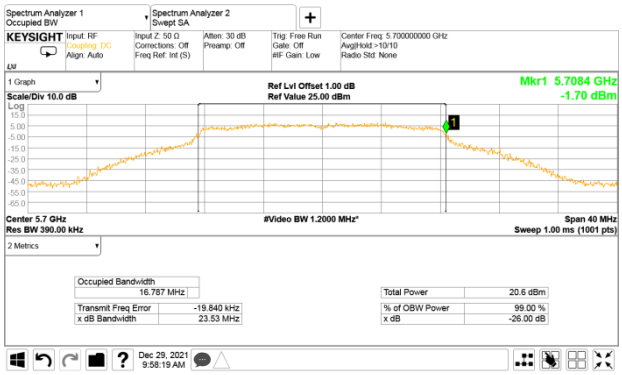

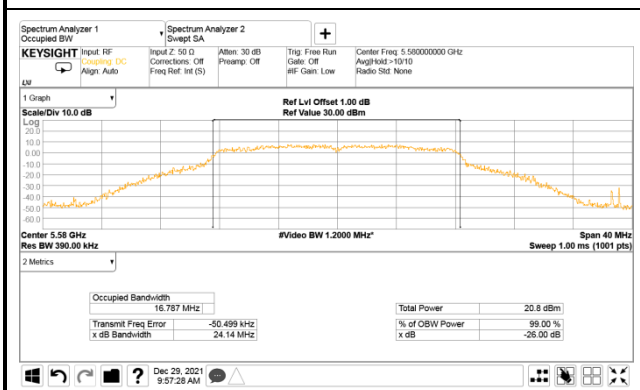

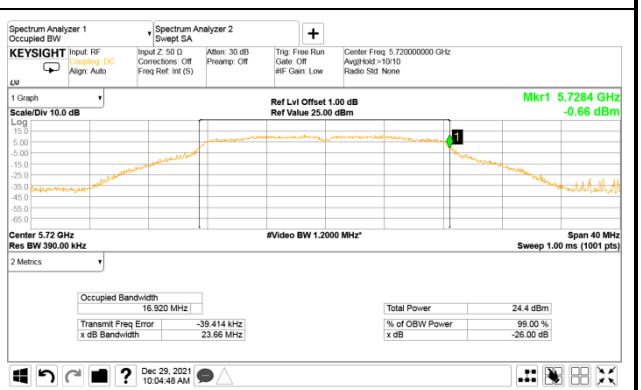

This test report may be reproduced in full only. The document may only be updated by Audix Technology Corp. personnel. Any changes will be noted in the Document History section of the report.

Audix Technology Corp.
No. 491, Zhongfu Rd., Linkou Dist.,
New Taipei City244, Taiwan

Tel: +886 2 26099301
Fax: +886 2 26099303

Mode: 802.11n-HT20	
U-NII Band I	U-NII Band 2A

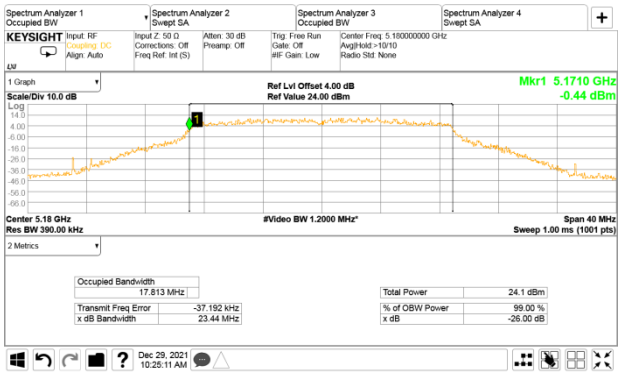

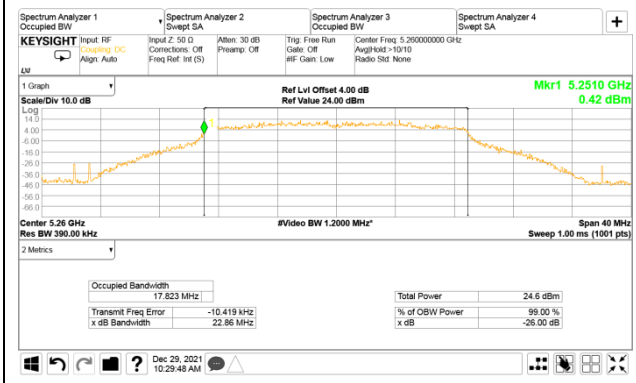

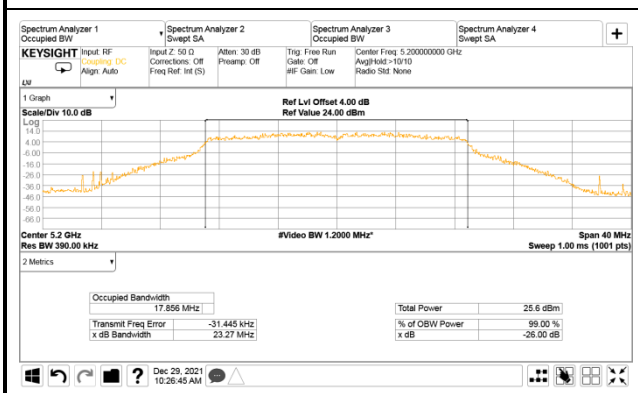

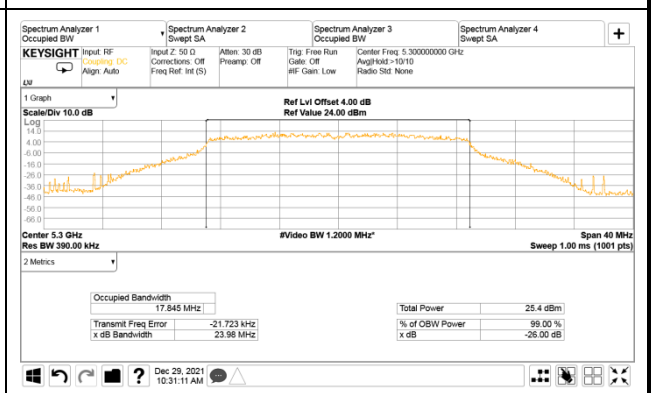

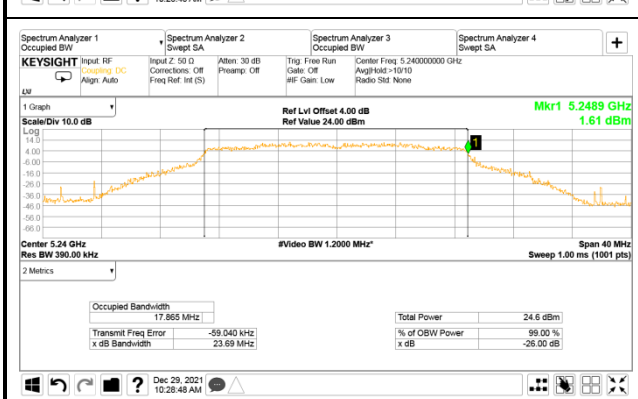

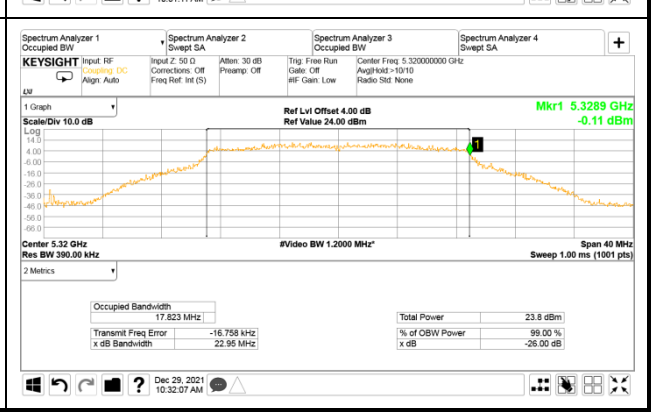

This test report may be reproduced in full only. The document may only be updated by Audix Technology Corp. personnel. Any changes will be noted in the Document History section of the report.

Audix Technology Corp.
No. 491, Zhongfu Rd., Linkou Dist.,
New Taipei City244, Taiwan

Tel: +886 2 26099301
Fax: +886 2 26099303

Mode: 802.11n-HT20	
U-NII Band 2C	

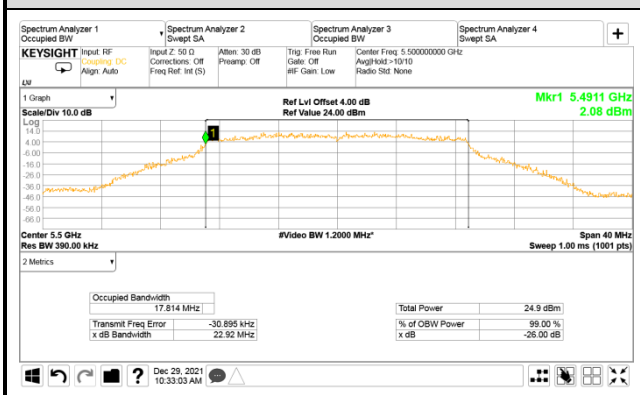

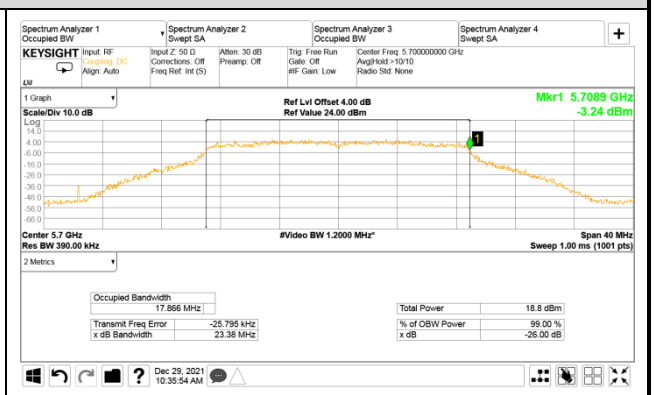

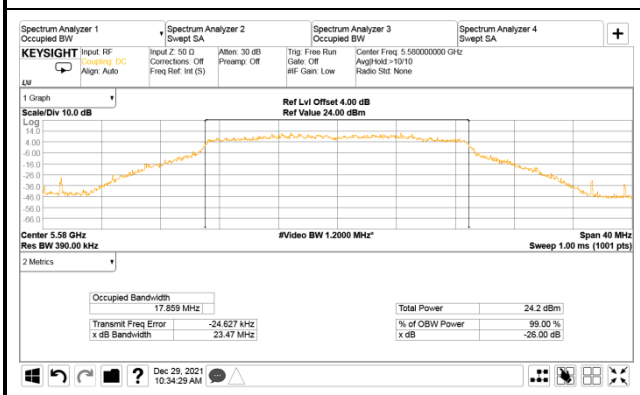

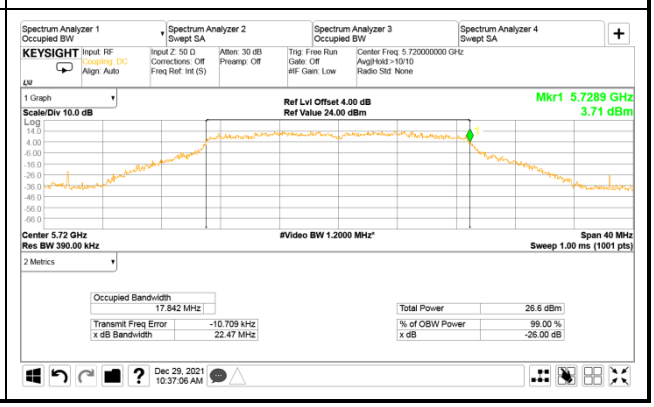

This test report may be reproduced in full only. The document may only be updated by Audix Technology Corp. personnel. Any changes will be noted in the Document History section of the report.

Audix Technology Corp.
No. 491, Zhongfu Rd., Linkou Dist.,
New Taipei City244, Taiwan

Tel: +886 2 26099301
Fax: +886 2 26099303

Mode: 802.11n-HT40

U-NII Band I

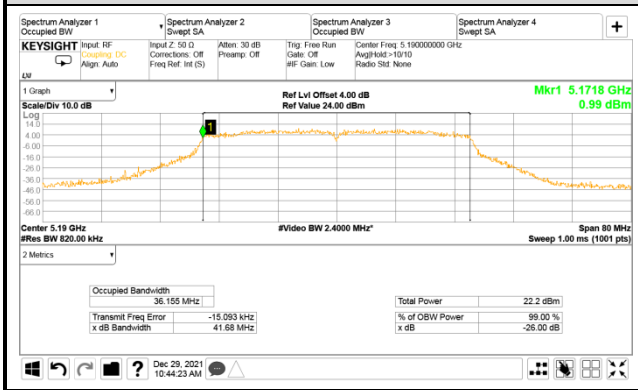

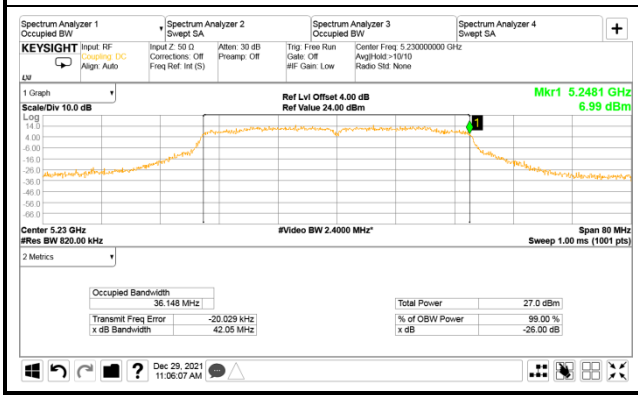

U-NII Band 2A

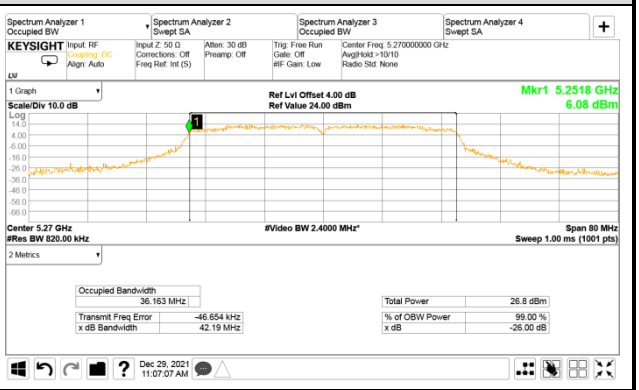

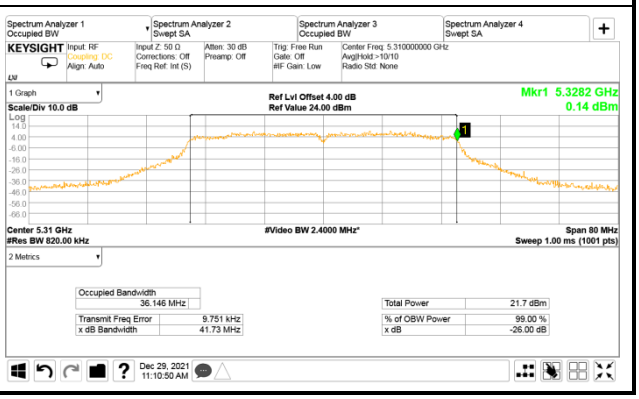

Mode: 802.11n-HT40

U-NII Band 2C

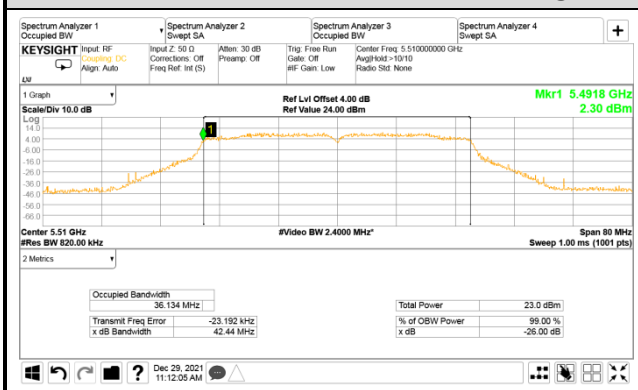

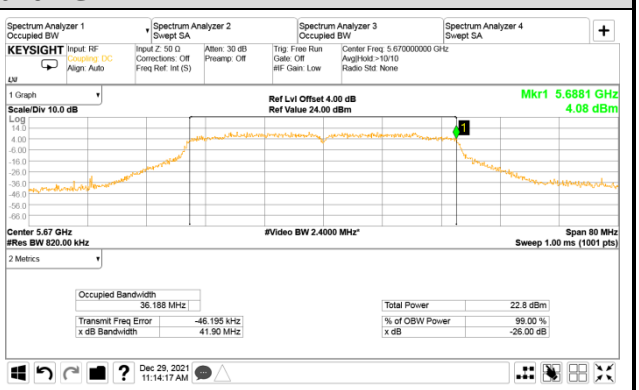

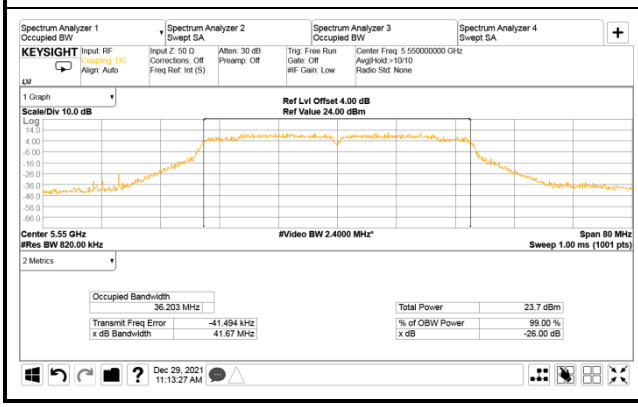

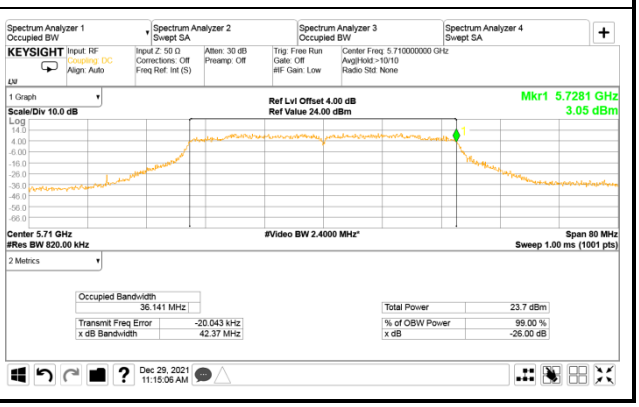

This test report may be reproduced in full only. The document may only be updated by Audix Technology Corp. personnel. Any changes will be noted in the Document History section of the report.