Audix Technology Corp.
No. 491, Zhongfu Rd., Linkou Dist.,
New Taipei City244, Taiwan

Tel: +886 2 26099301
Fax: +886 2 26099303

- OFDMA Modulation

ANT A (AUX) Port	
Tones: 26T	Tones: 242T
802.11ax-HE20, RU Index: 8	802.11ax-HE160, RU Index: S61
Centre Frequency: 5955MHz	Centre Frequency: 6985MHz
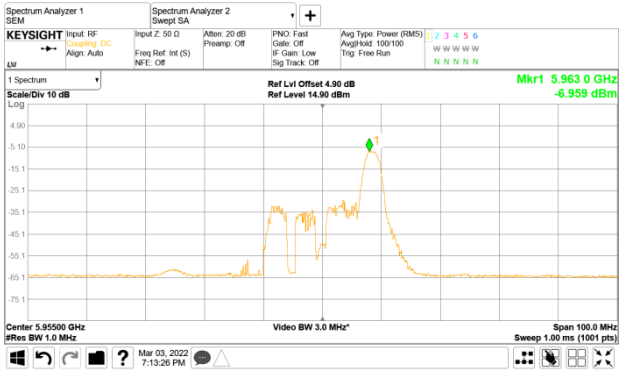	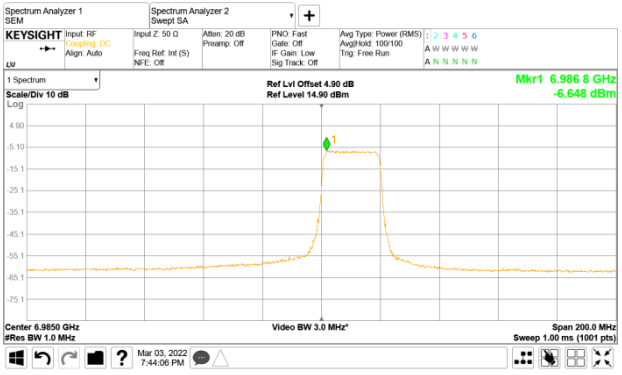
Tones: 52T	Tones: 484T
802.11ax-HE20, RU Index: 39	802.11ax-HE80, RU Index: 65
Centre Frequency: 5955MHz	Centre Frequency: 5985MHz
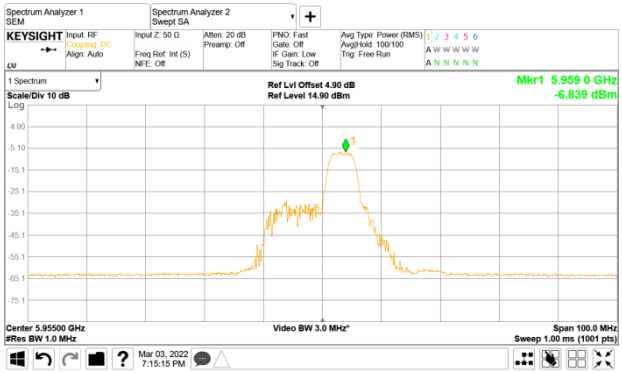	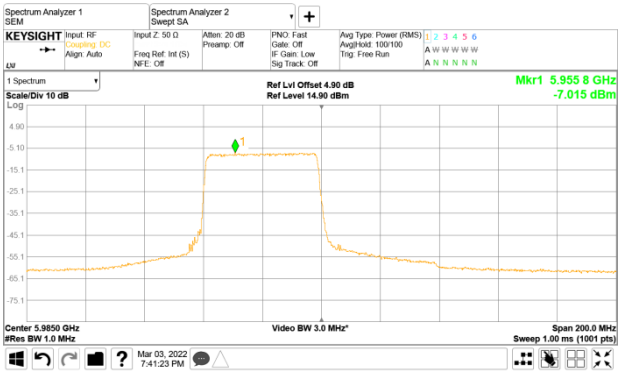
Tones: 106T	Tones: 996T
802.11ax-HE20, RU Index: 54	802.11ax-HE80, RU Index: 67
Centre Frequency: 5955MHz	Centre Frequency: 5985MHz
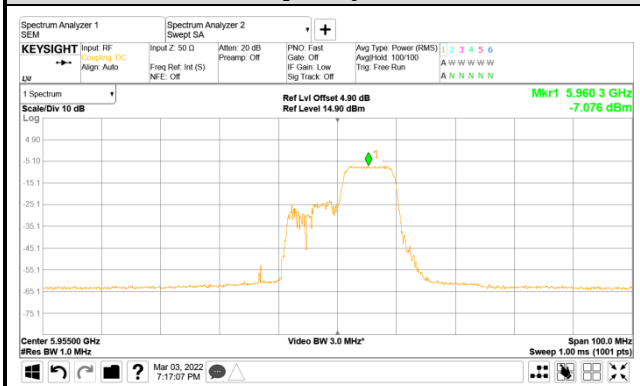	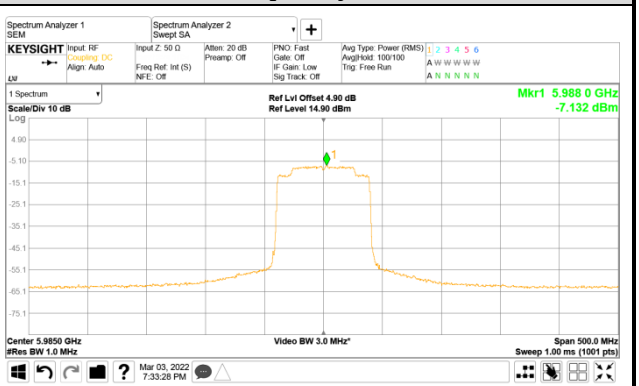

This test report may be reproduced in full only. The document may only be updated by Audix Technology Corp. personnel. Any changes will be noted in the Document History section of the report.

Audix Technology Corp.
No. 491, Zhongfu Rd., Linkou Dist.,
New Taipei City244, Taiwan

Tel: +886 2 26099301
Fax: +886 2 26099303

ANT B (Main) Port	
Tones: 26T	Tones: 242T
802.11ax-HE20, RU Index: 8	802.11ax-HE160, RU Index: S61
Centre Frequency: 5955MHz	Centre Frequency: 6985MHz
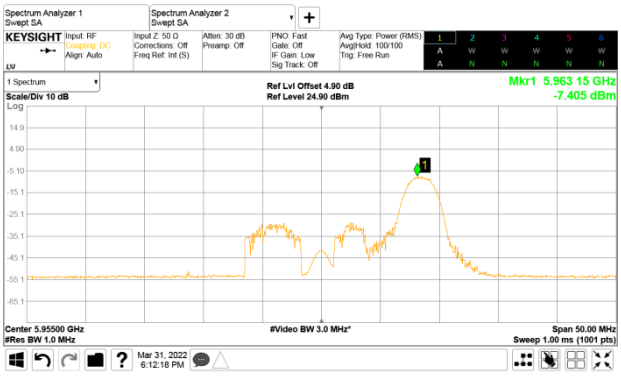	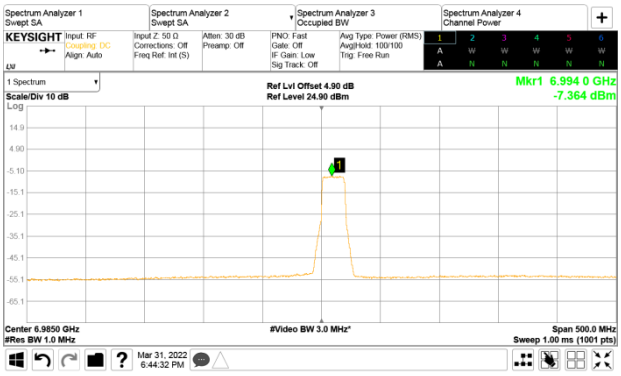
Tones: 52T	Tones: 484T
802.11ax-HE20, RU Index: 39	802.11ax-HE80, RU Index: 65
Centre Frequency: 5955MHz	Centre Frequency: 5985MHz
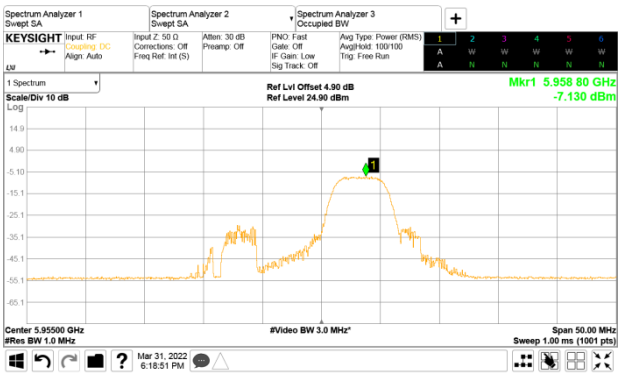	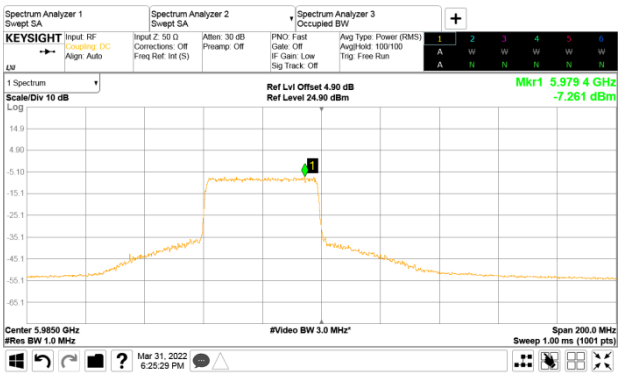
Tones: 106T	Tones: 996T
802.11ax-HE20, RU Index: 54	802.11ax-HE80, RU Index: 67
Centre Frequency: 5955MHz	Centre Frequency: 5985MHz
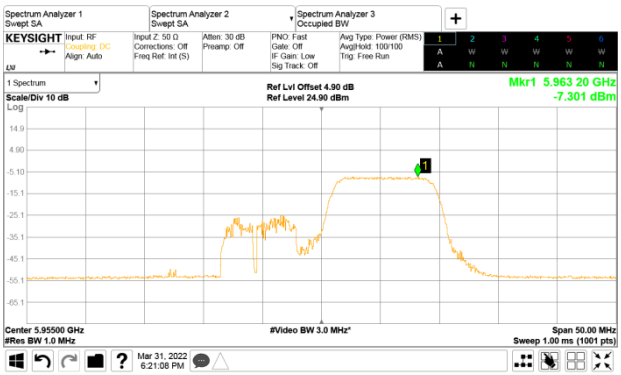	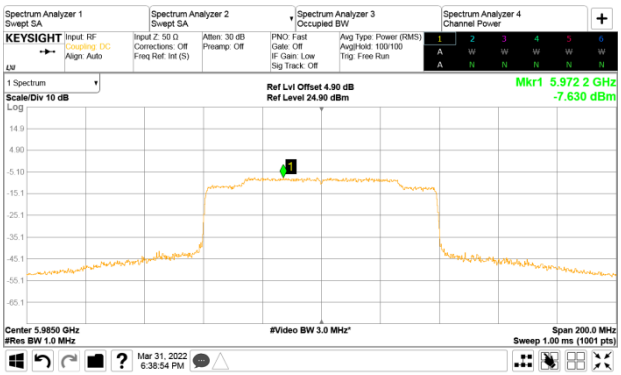

This test report may be reproduced in full only. The document may only be updated by Audix Technology Corp. personnel. Any changes will be noted in the Document History section of the report.

Audix Technology Corp.
No. 491, Zhongfu Rd., Linkou Dist.,
New Taipei City244, Taiwan
Tel: +886 2 26099301
Fax: +886 2 26099303

A.4 MAXIMUM CONDUCTED OUTPUT POWER

Test Date	2022/02/09 ~ 22	Temp./Hum.	17 ~ 18℃/71 ~ 72%
Cable Loss	1.9dB or 4.61dB	Tested By	Sam Chang
Test Voltage	AC 120V 60Hz (Via AC Adapter)		

A.4.1 Conducted Output Power Result

SKU#1 (with INPAQ Antenna)

Mode	U-NII Band	Centre Frequency (MHz)	Average Conducted Output Power (dBm)		Duty Cycle Factor 10log(1/X)	Directional Antenna Gain (dBi) Note 4	Total E.I.R.P (dBm)	Limit (dBm)
			ANT A (AUX)	ANT B (Main)				
802.11ax-HE20	5	5955	1.88	2.25	N/A	3.76	8.840	24
		6175	1.56	1.77		3.76	8.440	
		6415	1.44	1.95		3.67	8.380	
	6	6435	1.76	0.81		3.67	7.990	
		6475	1.38	0.77		3.67	7.770	
		6515	1.33	0.85		3.67	7.780	
	7	6535	-1.65	-1.66		3.67	5.030	
		6695	-1.55	-1.45		3.67	5.180	
		6855	-0.88	-1.41		3.53	5.400	
	8	6875	-0.55	0.25		3.53	6.410	
		6995	-0.04	0.02		3.53	6.530	
		7115	-5.33	-5.65		3.53	1.050	
802.11ax-HE40	5	5965	5.55	4.44	N/A	3.76	11.800	24
		6165	4.55	4.25		3.76	11.170	
		6405	5.17	4.34		3.67	11.460	
	6	6445	5.44	4.15		3.67	11.520	
		6485	4.55	4.11		3.67	11.020	
	7	6525	4.57	4.47		3.67	11.200	
		6685	4.00	3.96		3.67	10.660	
		6845	4.11	3.77		3.67	10.620	
	8	6885	4.03	3.55		3.53	10.340	
		7005	3.85	3.02		3.53	10.000	
		7085	4.02	3.57		3.53	10.340	

Note: 1. All results have been included cable loss.
2. Total E.I.R.P = Average Conducted Output Power ANT A (AUX) + Average Conducted Output Power ANT B (Main) + Duty Cycle Factor + Directional gain.
3. Duty cycle factor is not applicable for duty cycle > 98%.
4. According to KDB 662911 D01 d) ii), transmit signals are completely uncorrelated, then
Directional gain = $10 \log[(10^{G1/10} + 10^{G2/10} + \ldots + 10^{GN/10})/N_{ANT}]$ dBi
Directional gain: 5925MHz: $10 \log[(10^{4.1/10} + 10^{3.4/10})/2] = 3.76$dBi /
6525MHz: $10 \log[(10^{4.1/10} + 10^{3.2/10})/2] = 3.67$dBi /7125MHz: $10 \log[(10^{4.2/10} + 10^{2.3/10})/2] = 3.53$dBi
The MIMO is uncorrelated and supported SDM(Spatial Division Multiplexing) mode only. This radio device doesn't support beamforming and Cyclic Delay Diversity (CDD).

This test report may be reproduced in full only. The document may only be updated by Audix Technology Corp. personnel. Any changes will be noted in the Document History section of the report.

Audix Technology Corp.
No. 491, Zhongfu Rd., Linkou Dist.,
New Taipei City244, Taiwan
Tel: +886 2 26099301
Fax: +886 2 26099303

Mode	U-NII Band	Centre Frequency (MHz)	Average Conducted Output Power (dBm)		Duty Cycle Factor 10log(1/X)	Directional Antenna Gain (dBi) Note 4	Total E.I.R.P (dBm)	Limit (dBm)
			ANT A (AUX)	ANT B (Main)				
802.11ax-HE80	5	5985	6.50	6.71	N/A	3.76	13.380	24
		6145	6.62	6.77		3.76	13.470	
		6385	6.76	7.15		3.67	13.640	
	6	6465	6.82	7.12		3.67	13.650	
		6545	6.68	6.98		3.67	13.510	
	7	6625	5.87	6.04		3.67	12.640	
		6705	5.63	5.71		3.67	12.350	
		6785	5.65	5.71		3.67	12.360	
	8	6865	5.64	5.81		3.53	12.270	
		6945	5.83	6.04		3.53	12.480	
		7025	5.92	6.13		3.53	12.570	
802.11ax-HE160	5	6025	9.37	9.69	N/A	3.76	16.300	24
		6185	9.80	9.83		3.76	16.590	
		6345	9.76	10.03		3.67	16.580	
	6	6505	9.50	9.83		3.67	16.350	
	7	6665	8.54	8.92		3.67	15.410	
		6825	8.73	8.85		3.67	15.470	
	8	6985	8.83	9.12		3.53	15.520	

Note: 1. All results have been included cable loss.
2. Total E.I.R.P = Average Conducted Output Power ANT A (AUX) + Average Conducted Output Power ANT B (Main) + Duty Cycle Factor + Directional gain.
3. Duty cycle factor is not applicable for duty cycle > 98%.
4. According to KDB 662911 D01 d) ii), transmit signals are completely uncorrelated, then
Directional gain = $10 \log[(10^{G1/10} + 10^{G2/10} + \ldots + 10^{GN/10})/N_{ANT}]$ dBi
Directional gain: 5925MHz: $10 \log[(10^{4.1/10} + 10^{3.4/10})/2] = 3.76$dBi /
6525MHz: $10 \log[(10^{4.1/10} + 10^{3.2/10})/2] = 3.67$dBi /7125MHz: $10 \log[(10^{4.2/10} + 10^{2.3/10})/2] = 3.53$dBi
The MIMO is uncorrelated and supported SDM(Spatial Division Multiplexing) mode only. This radio device doesn't support beamforming and Cyclic Delay Diversity (CDD).

This test report may be reproduced in full only. The document may only be updated by Audix Technology Corp. personnel. Any changes will be noted in the Document History section of the report.

Audix Technology Corp.
No. 491, Zhongfu Rd., Linkou Dist.,
New Taipei City244, Taiwan
Tel: +886 2 26099301
Fax: +886 2 26099303

SKU#2 (with LUXSHARE-ICT Antenna)

Mode	U-NII Band	Centre Frequency (MHz)	Average Conducted Output Power (dBm)		Duty Cycle Factor 10log(1/X)	Directional Antenna Gain (dBi) Note 4	Total E.I.R.P (dBm)	Limit (dBm)
			ANT A (AUX)	ANT B (Main)				
802.11ax-HE20	5	5955	1.88	2.25	N/A	3.89	8.970	24
		6175	1.56	1.77		3.89	8.570	
		6415	1.44	1.95		2.48	7.190	
	6	6435	1.76	0.81		2.48	6.800	
		6475	1.38	0.77		2.48	6.580	
		6515	1.33	0.85		2.48	6.590	
	7	6535	-1.65	-1.66		2.48	3.840	
		6695	-1.55	-1.45		2.48	3.990	
		6855	-0.88	-1.41		-2.94	-1.070	
	8	6875	-0.55	0.25		-2.94	-0.060	
		6995	-0.04	0.02		-2.94	0.060	
		7115	-5.33	-5.65		-2.94	-5.420	
802.11ax-HE40	5	5965	5.55	4.44	N/A	3.89	11.930	24
		6165	4.55	4.25		3.89	11.300	
		6405	5.17	4.34		2.48	10.270	
	6	6445	5.44	4.15		2.48	10.330	
		6485	4.55	4.11		2.48	9.830	
	7	6525	4.57	4.47		2.48	10.010	
		6685	4.00	3.96		2.48	9.470	
		6845	4.11	3.77		2.48	9.430	
	8	6885	4.03	3.55		-2.94	3.870	
		7005	3.85	3.02		-2.94	3.530	
		7085	4.02	3.57		-2.94	3.870	

Note: 1. All results have been included cable loss.
2. Total E.I.R.P = Average Conducted Output Power ANT A (AUX) + Average Conducted Output Power ANT B (Main) + Duty Cycle Factor + Directional gain.
3. Duty cycle factor is not applicable for duty cycle > 98%.
4. According to KDB 662911 D01 d) ii), transmit signals are completely uncorrelated, then
Directional gain = $10 \log[(10^{G1/10} + 10^{G2/10} + \ldots + 10^{GN/10})/N_{ANT}]$ dBi
Directional gain: 5925MHz: $10 \log[(10^{2.9/10} + 10^{4.7/10})/2]$= 3.89dBi /
6525MHz: $10 \log[(10^{3.4/10} + 10^{1.3/10})/2]$= 2.48dBi /7125MHz: $10 \log[(10^{-4.9/10} + 10^{-1.6/10})/2]$= -2.94dBi
The MIMO is uncorrelated and supported SDM(Spatial Division Multiplexing) mode only. This radio device doesn't support beamforming and Cyclic Delay Diversity (CDD).

This test report may be reproduced in full only. The document may only be updated by Audix Technology Corp. personnel. Any changes will be noted in the Document History section of the report.

Audix Technology Corp.
No. 491, Zhongfu Rd., Linkou Dist.,
New Taipei City244, Taiwan
Tel: +886 2 26099301
Fax: +886 2 26099303

Mode	U-NII Band	Centre Frequency (MHz)	Average Conducted Output Power (dBm)		Duty Cycle Factor 10log(1/X)	Directional Antenna Gain (dBi) Note 4	Total E.I.R.P (dBm)	Limit (dBm)
			ANT A (AUX)	ANT B (Main)				
802.11ax-HE80	5	5985	6.50	6.71	N/A	3.89	13.510	24
		6145	6.62	6.77		3.89	13.600	
		6385	6.76	7.15		2.48	12.450	
	6	6465	6.82	7.12		2.48	12.460	
		6545	6.68	6.98		2.48	12.320	
	7	6625	5.87	6.04		2.48	11.450	
		6705	5.63	5.71		2.48	11.160	
		6785	5.65	5.71		2.48	11.170	
	8	6865	5.64	5.81		-2.94	5.800	
		6945	5.83	6.04		-2.94	6.010	
		7025	5.92	6.13		-2.94	6.100	
802.11ax-HE160	5	6025	9.37	9.69	N/A	3.89	16.430	24
		6185	9.80	9.83		3.89	16.720	
		6345	9.76	10.03		2.48	15.390	
	6	6505	9.50	9.83		2.48	15.160	
	7	6665	8.54	8.92		2.48	14.220	
		6825	8.73	8.85		2.48	14.280	
	8	6985	8.83	9.12		-2.94	9.050	

Note: 1. All results have been included cable loss.
2. Total E.I.R.P = Average Conducted Output Power ANT A (AUX) + Average Conducted Output Power ANT B (Main) + Duty Cycle Factor + Directional gain.
3. Duty cycle factor is not applicable for duty cycle > 98%.
4. According to KDB 662911 D01 d) ii), transmit signals are completely uncorrelated, then
Directional gain = $10 \log[(10^{G1/10} + 10^{G2/10} + \ldots + 10^{GN/10})/N_{ANT}]$ dBi
Directional gain: 5925MHz: $10 \log[(10^{2.9/10} + 10^{4.7/10})/2]$= 3.89dBi /
6525MHz: $10 \log[(10^{3.4/10} + 10^{1.3/10})/2]$= 2.48dBi /7125MHz: $10 \log[(10^{-4.9/10} + 10^{-1.6/10})/2]$= -2.94dBi
The MIMO is uncorrelated and supported SDM(Spatial Division Multiplexing) mode only. This radio device doesn't support beamforming and Cyclic Delay Diversity (CDD).

This test report may be reproduced in full only. The document may only be updated by Audix Technology Corp. personnel. Any changes will be noted in the Document History section of the report.

Audix Technology Corp.
No. 491, Zhongfu Rd., Linkou Dist.,
New Taipei City244, Taiwan
Tel: +886 2 26099301
Fax: +886 2 26099303

- OFDMA Modulation

SKU#1 (with INPAQ Antenna)

Tones: 26T

Mode	U-NII Band	Centre Frequency (MHz)	Tones	Average Conducted Output power (dBm)												Max EIRP (dBm)
				RU Index 0				RU Index 4				RU Index 8				
				ANT A (AUX)	ANT B (Main)	Directional Antenna Gain (dBi) Note 4	Total E.I.R.P Note 3	ANT A (AUX)	ANT B (Main)	Directional Antenna Gain (dBi) Note 4	Total E.I.R.P Note 3	ANT A (AUX)	ANT B (Main)	Directional Antenna Gain (dBi) Note 4	Total E.I.R.P Note 3	
802.11ax-HE20	5	5955	26T	-7.68	-5.89	3.76	0.08	-7.56	-5.81	3.76	0.17	-7.28	-6.00	3.76	0.18	0.18
		6175		-7.76	-6.16	3.76	-0.12	-7.18	-6.25	3.76	0.08	-7.27	-6.76	3.76	-0.24	0.08
		6415		-8.79	-6.98	3.67	-1.11	-8.17	-7.44	3.67	-1.11	-8.02	-7.31	3.67	-0.97	-0.97
	6	6435		-9.01	-6.89	3.67	-1.14	-7.98	-6.94	3.67	-0.75	-8.65	-7.62	3.67	-1.42	-0.75
		6475		-9.35	-7.09	3.67	-1.39	-8.37	-7.01	3.67	-0.96	-9.04	-7.15	3.67	-1.31	-0.96
		6515		-9.43	-7.68	3.67	-1.79	-8.43	-7.33	3.67	-1.16	-8.68	-7.79	3.67	-1.53	-1.16
	7	6535		-9.40	-8.13	3.67	-2.04	-9.06	-8.08	3.67	-1.86	-9.36	-7.97	3.67	-1.93	-1.86
		6695		-8.79	-7.38	3.67	-1.35	-8.30	-6.88	3.67	-0.85	-8.54	-7.74	3.67	-1.44	-0.85
		6855		-7.40	-6.95	3.53	-0.63	-7.47	-6.73	3.53	-0.54	-7.99	-7.41	3.53	-1.15	-0.54
	8	6875		-7.98	-7.54	3.53	-1.21	-7.72	-6.91	3.53	-0.76	-8.28	-7.40	3.53	-1.28	-0.76
		6995		-7.53	-6.76	3.53	-0.59	-7.68	-6.33	3.53	-0.41	-7.47	-6.94	3.53	-0.66	-0.41
		7115		-7.12	-5.97	3.53	0.03	-6.59	-5.98	3.53	0.27	-7.29	-6.53	3.53	-0.35	0.27

Mode	U-NII Band	Centre Frequency (MHz)	Tones	Average Conducted Output power (dBm)												Max EIRP (dBm)
				RU Index 0				RU Index 8				RU Index 17				
				ANT A (AUX)	ANT B (Main)	Directional Antenna Gain (dBi) Note 4	Total E.I.R.P Note 3	ANT A (AUX)	ANT B (Main)	Directional Antenna Gain (dBi) Note 4	Total E.I.R.P Note 3	ANT A (AUX)	ANT B (Main)	Directional Antenna Gain (dBi) Note 4	Total E.I.R.P Note 3	
802.11ax-HE40	5	5965	26T	-7.93	-6.69	3.76	-0.5	-8.00	-6.86	3.76	-0.62	-7.87	-7.18	3.76	-0.74	-0.5
		6165		-8.09	-7.01	3.76	-0.75	-8.15	-7.37	3.76	-0.97	-7.91	-6.69	3.76	-0.49	-0.49
		6405		-8.70	-8.46	3.67	-1.9	-8.65	-8.05	3.67	-1.66	-9.22	-8.38	3.67	-2.1	-1.66
	6	6445		-7.97	-7.92	3.67	-1.26	-8.25	-8.24	3.67	-1.56	-8.47	-8.47	3.67	-1.79	-1.26
		6485		-8.19	-7.90	3.67	-1.36	-8.56	-8.13	3.67	-1.66	-8.55	-8.14	3.67	-1.66	-1.36
	7	6525		-8.54	-8.18	3.67	-1.68	-8.46	-8.13	3.67	-1.61	-8.78	-8.62	3.67	-2.02	-1.61
		6685		-9.29	-8.72	3.67	-2.32	-9.55	-9.18	3.67	-2.68	-9.51	-9.04	3.67	-2.59	-2.32
		6845		-9.41	-8.22	3.67	-2.09	-8.88	-8.47	3.67	-1.99	-9.34	-8.37	3.67	-2.15	-1.99
	8	6885		-8.84	-8.45	3.53	-2.1	-9.40	-8.65	3.53	-2.47	-9.24	-8.80	3.53	-2.47	-2.10
		7005		-8.82	-8.08	3.53	-1.89	-8.46	-8.39	3.53	-1.88	-8.89	-7.97	3.53	-1.87	-1.87
		7085		-8.11	-7.81	3.53	-1.42	-8.29	-8.31	3.53	-1.76	-8.70	-8.25	3.53	-1.93	-1.42

Note: 1. All results have been included cable loss.
2. EIRP limit is 24dBm
3. Total E.I.R.P = Average Conducted Output Power ANT A (AUX) + Average Conducted Output Power ANT B (Main) + Directional gain.
4. According to KDB 662911 D01 d) ii), transmit signals are completely uncorrelated, then
Directional gain = $10 \log[(10^{G1/10} + 10^{G2/10} + \ldots + 10^{GN/10})/N_{ANT}]$ dBi
Directional gain: 5925MHz: $10 \log[(10^{4.1/10} + 10^{3.4/10})/2]$= 3.76dBi /
6525MHz: $10 \log[(10^{4.1/10} + 10^{3.2/10})/2]$= 3.67dBi /7125MHz: $10 \log[(10^{4.2/10} + 10^{2.3/10})/2]$= 3.53dBi
The MIMO is uncorrelated and supported SDM(Spatial Division Multiplexing) mode only. This radio device doesn't support beamforming and Cyclic Delay Diversity (CDD).

This test report may be reproduced in full only. The document may only be updated by Audix Technology Corp. personnel. Any changes will be noted in the Document History section of the report.

Audix Technology Corp.
No. 491, Zhongfu Rd., Linkou Dist.,
New Taipei City244, Taiwan
Tel: +886 2 26099301
Fax: +886 2 26099303

Mode	U-NII Band	Centre Frequency (MHz)	Tones	Average Conducted Output power (dBm)												Max EIRP (dBm)
				RU Index 0				RU Index 18				RU Index 36				
				ANT A (AUX)	ANT B (Main)	Directional Antenna Gain (dBi) Note 4	Total E.I.R.P Note 3	ANT A (AUX)	ANT B (Main)	Directional Antenna Gain (dBi) Note 4	Total E.I.R.P Note 3	ANT A (AUX)	ANT B (Main)	Directional Antenna Gain (dBi) Note 4	Total E.I.R.P Note 3	
802.11ax-HE80	5	5985	26T	-8.12	-7.16	3.76	-0.84	-7.49	-6.61	3.76	-0.26	-8.14	-7.49	3.76	-1.03	-0.26
		6145		-8.46	-8.14	3.76	-1.53	-7.13	-7.19	3.76	-0.39	-8.44	-8.34	3.76	-1.62	-0.39
		6385		-7.94	-8.08	3.67	-1.33	-7.91	-7.52	3.67	-1.03	-8.93	-8.54	3.67	-2.05	-1.03
	6	6465		-8.11	-8.43	3.67	-1.59	-7.76	-7.51	3.67	-0.95	-8.95	-7.94	3.67	-1.74	-0.95
		6545		-8.97	-8.13	3.67	-1.85	-8.67	-8.15	3.67	-1.72	-9.57	-9.01	3.67	-2.6	-1.72
	7	6625		-9.77	-8.76	3.67	-2.56	-9.14	-8.51	3.67	-2.13	-9.32	-9.13	3.67	-2.54	-2.13
		6705		-9.36	-8.94	3.67	-2.46	-8.75	-8.76	3.67	-2.07	-9.60	-8.75	3.67	-2.47	-2.07
		6785		-8.95	-8.32	3.67	-1.94	-7.78	-7.92	3.67	-1.17	-8.93	-8.17	3.67	-1.85	-1.17
	8	6865		-8.88	-8.65	3.53	-2.22	-7.89	-7.61	3.53	-1.21	-8.80	-8.49	3.53	-2.1	-1.21
		6945		-8.32	-7.04	3.53	-1.09	-6.99	-6.88	3.53	-0.39	-8.09	-7.54	3.53	-1.27	-0.39
		7025		-8.52	-7.39	3.53	-1.38	-7.49	-6.97	3.53	-0.68	-8.85	-7.76	3.53	-1.73	-0.68

Mode	U-NII Band	Centre Frequency (MHz)	Tones	Average Conducted Output power (dBm)												Max EIRP (dBm)
				RU Index 0				RU Index 18				RU Index 36				
				ANT A (AUX)	ANT B (Main)	Directional Antenna Gain (dBi) Note 4	Total E.I.R.P Note 3	ANT A (AUX)	ANT B (Main)	Directional Antenna Gain (dBi) Note 4	Total E.I.R.P Note 3	ANT A (AUX)	ANT B (Main)	Directional Antenna Gain (dBi) Note 4	Total E.I.R.P Note 3	
802.11ax-HE160 (80L)	5	6025	26T	-8.49	-8.26	3.76	-1.6	-7.22	-7.55	3.76	-0.61	-7.50	-7.40	3.76	-0.68	-0.61
		6185		-8.90	-9.05	3.76	-2.2	-7.53	-7.42	3.76	-0.7	-8.04	-7.20	3.76	-0.83	-0.70
		6345		-9.29	-9.42	3.67	-2.67	-8.04	-7.76	3.67	-1.22	-8.41	-8.16	3.67	-1.6	-1.22
	6	6505		-9.88	-9.17	3.67	-2.83	-8.45	-8.03	3.67	-1.55	-8.75	-8.06	3.67	-1.71	-1.55
	7	6665		-11.08	-10.50	3.67	-4.1	-9.51	-9.15	3.67	-2.65	-9.12	-8.86	3.67	-2.31	-2.31
		6825		-10.58	-10.21	3.67	-3.71	-8.82	-8.81	3.67	-2.13	-8.08	-8.28	3.67	-1.5	-1.50
	8	6985		-9.31	-8.71	3.53	-2.46	-8.19	-7.54	3.53	-1.31	-8.50	-7.72	3.53	-1.55	-1.31

Mode	U-NII Band	Centre Frequency (MHz)	Tones	Average Conducted Output power (dBm)												Max EIRP (dBm)
				RU Index S0				RU Index S18				RU Index S36				
				ANT A (AUX)	ANT B (Main)	Directional Antenna Gain (dBi) Note 4	Total E.I.R.P Note 3	ANT A (AUX)	ANT B (Main)	Directional Antenna Gain (dBi) Note 4	Total E.I.R.P Note 3	ANT A (AUX)	ANT B (Main)	Directional Antenna Gain (dBi) Note 4	Total E.I.R.P Note 3	
802.11ax-HE160 (80H)	5	6025	26T	-7.26	-7.10	3.76	-0.41	-6.93	-7.07	3.76	-0.23	-8.61	-8.67	3.76	-1.87	-0.23
		6185		-8.15	-7.82	3.76	-1.21	-7.60	-7.66	3.76	-0.86	-8.88	-9.27	3.76	-2.3	-0.86
		6345		-8.82	-8.23	3.67	-1.83	-8.73	-7.96	3.67	-1.65	-9.88	-9.58	3.67	-3.05	-1.65
	6	6505		-8.49	-7.87	3.67	-1.49	-9.41	-9.13	3.67	-2.59	-10.57	-10.56	3.67	-3.88	-1.49
	7	6665		-9.04	-9.03	3.67	-2.35	-9.47	-9.29	3.67	-2.7	-10.76	-10.51	3.67	-3.95	-2.35
		6825		-8.14	-8.34	3.67	-1.56	-8.48	-8.97	3.67	-2.04	-10.10	-10.26	3.67	-3.5	-1.56
	8	6985		-7.69	-7.21	3.53	-0.9	-8.27	-8.12	3.53	-1.65	-9.71	-9.29	3.53	-2.95	-0.90

Note: 1. All results have been included cable loss.
2. EIRP limit is 24dBm
3. Total E.I.R.P = Average Conducted Output Power ANT A (AUX) + Average Conducted Output Power ANT B (Main) + Directional gain.
4. According to KDB 662911 D01 d) ii), transmit signals are completely uncorrelated, then
Directional gain = $10 \log[(10^{G1/10} + 10^{G2/10} + \ldots + 10^{GN/10})/N_{ANT}]$ dBi
Directional gain: 5925MHz: $10 \log[(10^{4.1/10} + 10^{3.4/10})/2]$= 3.76dBi /
6525MHz: $10 \log[(10^{4.1/10} + 10^{3.2/10})/2]$= 3.67dBi /7125MHz: $10 \log[(10^{4.2/10} + 10^{2.3/10})/2]$= 3.53dBi
The MIMO is uncorrelated and supported SDM(Spatial Division Multiplexing) mode only. This radio device doesn't support beamforming and Cyclic Delay Diversity (CDD).

This test report may be reproduced in full only. The document may only be updated by Audix Technology Corp. personnel. Any changes will be noted in the Document History section of the report.

Audix Technology Corp.
No. 491, Zhongfu Rd., Linkou Dist.,
New Taipei City244, Taiwan

Tel: +886 2 26099301
Fax: +886 2 26099303

Tones: 52T

Mode	U-NII Band	Centre Frequency (MHz)	Tones	Average Conducted Output power (dBm)												Max EIRP (dBm)
				RU Index 37				RU Index 39				RU Index 40				
				ANT A (AUX)	ANT B (Main)	Directional Antenna Gain (dBi) Note 4	Total E.I.R.P Note 3	ANT A (AUX)	ANT B (Main)	Directional Antenna Gain (dBi) Note 4	Total E.I.R.P Note 3	ANT A (AUX)	ANT B (Main)	Directional Antenna Gain (dBi) Note 4	Total E.I.R.P Note 3	
802.11ax-HE20	5	5955	52T	-2.82	-2.93	3.76	3.9	-2.49	-3.08	3.76	4	-3.26	-2.93	3.76	3.68	4.00
		6175		-4.88	-4.47	3.76	2.1	-4.84	-4.58	3.76	2.06	-4.09	-3.72	3.76	2.87	2.87
		6415		-7.11	-5.87	3.67	0.23	-7.28	-5.72	3.67	0.25	-5.90	-5.65	3.67	0.91	0.91
	6	6435		-7.62	-5.87	3.67	0.02	-7.23	-5.84	3.67	0.2	-6.89	-5.68	3.67	0.44	0.44
		6475		-7.85	-5.75	3.67	0.01	-8.03	-5.44	3.67	0.14	-6.76	-5.41	3.67	0.65	0.65
		6515		-7.94	-5.82	3.67	-0.07	-7.95	-5.70	3.67	0	-6.48	-5.77	3.67	0.57	0.57
	7	6535		-8.79	-6.08	3.67	-0.55	-9.31	-6.10	3.67	-0.73	-6.95	-5.92	3.67	0.28	0.28
		6695		-7.08	-3.92	3.67	1.46	-7.11	-4.11	3.67	1.32	-5.97	-4.07	3.67	1.76	1.76
		6855		-4.00	-4.75	3.53	2.18	-3.95	-4.77	3.53	2.2	-5.20	-4.80	3.53	1.54	2.20
	8	6875		-3.99	-4.80	3.53	2.16	-4.06	-4.66	3.53	2.19	-6.00	-5.14	3.53	0.99	2.19
		6995		-2.93	-3.95	3.53	3.13	-3.18	-3.84	3.53	3.04	-4.65	-3.77	3.53	2.35	3.13
		7115		-5.26	-6.19	3.53	0.84	-5.13	-6.71	3.53	0.69	-8.33	-7.06	3.53	-1.11	0.84

Mode	U-NII Band	Centre Frequency (MHz)	Tones	Average Conducted Output power (dBm)												Max EIRP (dBm)
				RU Index 37				RU Index 40				RU Index 44				
				ANT A (AUX)	ANT B (Main)	Directional Antenna Gain (dBi) Note 4	Total E.I.R.P Note 3	ANT A (AUX)	ANT B (Main)	Directional Antenna Gain (dBi) Note 4	Total E.I.R.P Note 3	ANT A (AUX)	ANT B (Main)	Directional Antenna Gain (dBi) Note 4	Total E.I.R.P Note 3	
802.11ax-HE40	5	5965	52T	-4.43	-3.82	3.76	2.66	-4.44	-4.17	3.76	2.47	-4.17	-4.17	3.76	2.6	2.66
		6165		-5.01	-4.83	3.76	1.85	-4.74	-4.41	3.76	2.2	-4.47	-4.84	3.76	2.12	2.20
		6405		-5.77	-4.71	3.67	1.47	-5.86	-5.29	3.67	1.11	-5.89	-5.47	3.67	1.01	1.47
	6	6445		-5.97	-4.66	3.67	1.41	-5.60	-4.85	3.67	1.47	-5.96	-5.05	3.67	1.2	1.47
		6485		-5.78	-4.61	3.67	1.52	-6.11	-5.06	3.67	1.13	-5.97	-5.10	3.67	1.17	1.52
	7	6525		-6.32	-5.42	3.67	0.83	-6.07	-5.63	3.67	0.84	-6.21	-5.56	3.67	0.81	0.84
		6685		-7.19	-6.63	3.67	-0.22	-7.16	-6.33	3.67	-0.04	-7.15	-6.41	3.67	-0.08	-0.04
		6845		-5.74	-5.39	3.67	1.12	-6.15	-6.07	3.67	0.57	-5.77	-5.42	3.67	1.09	1.12
	8	6885		-6.38	-5.74	3.53	0.49	-6.07	-5.78	3.53	0.62	-6.59	-5.73	3.53	0.4	0.62
		7005		-5.66	-4.69	3.53	1.39	-5.42	-4.56	3.53	1.57	-5.54	-5.16	3.53	1.19	1.57
		7085		-4.86	-4.17	3.53	2.04	-4.71	-4.68	3.53	1.85	-5.11	-4.49	3.53	1.75	2.04

Note: 1. All results have been included cable loss.
2. EIRP limit is 24dBm
3. Total E.I.R.P = Average Conducted Output Power ANT A (AUX) + Average Conducted Output Power ANT B (Main) + Directional gain.
4. According to KDB 662911 D01 d) ii), transmit signals are completely uncorrelated, then
Directional gain = $10 \log[(10^{G1/10} + 10^{G2/10} + \ldots + 10^{GN/10})/N_{ANT}]$ dBi
Directional gain: 5925MHz: $10 \log[(10^{4.1/10} + 10^{3.4/10})/2]$= 3.76dBi /
6525MHz: $10 \log[(10^{4.1/10} + 10^{3.2/10})/2]$= 3.67dBi /7125MHz: $10 \log[(10^{4.2/10} + 10^{2.3/10})/2]$= 3.53dBi
The MIMO is uncorrelated and supported SDM(Spatial Division Multiplexing) mode only. This radio device doesn't support beamforming and Cyclic Delay Diversity (CDD).

This test report may be reproduced in full only. The document may only be updated by Audix Technology Corp. personnel. Any changes will be noted in the Document History section of the report.

Audix Technology Corp.
No. 491, Zhongfu Rd., Linkou Dist.,
New Taipei City244, Taiwan

Tel: +886 2 26099301
Fax: +886 2 26099303

Mode	U-NII Band	Centre Frequency (MHz)	Tones	Average Conducted Output power (dBm)												Max EIRP (dBm)
				RU Index 37				RU Index 44				RU Index 52				
				ANT A (AUX)	ANT B (Main)	Directional Antenna Gain (dBi) Note 4	Total E.I.R.P Note 3	ANT A (AUX)	ANT B (Main)	Directional Antenna Gain (dBi) Note 4	Total E.I.R.P Note 3	ANT A (AUX)	ANT B (Main)	Directional Antenna Gain (dBi) Note 4	Total E.I.R.P Note 3	
802.11ax-HE80	5	5985	52T	-4.48	-4.37	3.76	2.35	-4.29	-3.81	3.76	2.73	-5.04	-4.39	3.76	2.07	2.73
		6145		-5.42	-4.53	3.76	1.82	-4.78	-4.40	3.76	2.18	-5.20	-5.24	3.76	1.55	2.18
		6385		-5.66	-5.46	3.67	1.12	-5.59	-4.74	3.67	1.54	-6.91	-5.29	3.67	0.66	1.54
	6	6465		-5.77	-5.23	3.67	1.19	-5.71	-4.72	3.67	1.49	-6.64	-5.34	3.67	0.74	1.49
		6545		-6.56	-5.70	3.67	0.57	-6.47	-5.25	3.67	0.86	-6.96	-6.04	3.67	0.2	0.86
	7	6625		-7.17	-6.67	3.67	-0.23	-7.14	-6.03	3.67	0.13	-7.50	-6.49	3.67	-0.29	0.13
		6705		-7.29	-6.92	3.67	-0.42	-6.62	-6.18	3.67	0.29	-7.06	-7.11	3.67	-0.4	0.29
		6785		-6.16	-5.81	3.67	0.7	-5.91	-5.31	3.67	1.08	-6.43	-5.93	3.67	0.51	1.08
	8	6865		-6.44	-5.98	3.53	0.34	-5.90	-5.32	3.53	0.94	-6.26	-6.02	3.53	0.4	0.94
		6945		-5.12	-4.76	3.53	1.6	-5.17	-4.32	3.53	1.82	-5.80	-4.47	3.53	1.46	1.82
		7025		-5.57	-4.79	3.53	1.38	-5.25	-4.68	3.53	1.58	-6.52	-5.75	3.53	0.42	1.58

Mode	U-NII Band	Centre Frequency (MHz)	Tones	Average Conducted Output power (dBm)												Max EIRP (dBm)
				RU Index 37				RU Index 44				RU Index 52				
				ANT A (AUX)	ANT B (Main)	Directional Antenna Gain (dBi) Note 4	Total E.I.R.P Note 3	ANT A (AUX)	ANT B (Main)	Directional Antenna Gain (dBi) Note 4	Total E.I.R.P Note 3	ANT A (AUX)	ANT B (Main)	Directional Antenna Gain (dBi) Note 4	Total E.I.R.P Note 3	
802.11ax-HE160 (80L)	5	6025	52T	-5.66	-5.81	3.76	1.04	-4.55	-4.26	3.76	2.37	-4.25	-3.94	3.76	2.68	2.68
		6185		-6.35	-5.56	3.76	0.83	-4.99	-4.73	3.76	1.91	-4.37	-4.43	3.76	2.37	2.37
		6345		-7.02	-6.18	3.67	0.1	-5.64	-5.34	3.67	1.19	-4.99	-4.99	3.67	1.69	1.69
	6	6505		-7.29	-6.14	3.67	0	-6.60	-5.33	3.67	0.76	-6.27	-4.92	3.67	1.14	1.14
	7	6665		-8.80	-8.01	3.67	-1.71	-7.37	-7.04	3.67	-0.52	-6.90	-6.39	3.67	0.04	0.04
		6825		-7.99	-7.59	3.67	-1.11	-6.28	-6.47	3.67	0.31	-6.06	-5.68	3.67	0.81	0.81
	8	6985		-6.69	-6.17	3.53	0.12	-5.88	-4.83	3.53	1.22	-4.99	-4.42	3.53	1.84	1.84

Mode	U-NII Band	Centre Frequency (MHz)	Tones	Average Conducted Output power (dBm)												Max EIRP (dBm)
				RU Index S37				RU Index S44				RU Index S52				
				ANT A (AUX)	ANT B (Main)	Directional Antenna Gain (dBi) Note 4	Total E.I.R.P Note 3	ANT A (AUX)	ANT B (Main)	Directional Antenna Gain (dBi) Note 4	Total E.I.R.P Note 3	ANT A (AUX)	ANT B (Main)	Directional Antenna Gain (dBi) Note 4	Total E.I.R.P Note 3	
802.11ax-HE160 (80H)	5	6025	52T	-4.03	-4.22	3.76	2.65	-4.61	-4.55	3.76	2.19	-6.49	-6.17	3.76	0.44	2.65
		6185		-4.23	-4.03	3.76	2.64	-4.90	-5.05	3.76	1.8	-6.57	-6.26	3.76	0.36	2.64
		6345		-4.99	-4.53	3.67	1.93	-5.93	-5.17	3.67	1.15	-8.07	-7.16	3.67	-0.91	1.93
	6	6505		-6.13	-4.87	3.67	1.23	-6.80	-5.58	3.67	0.53	-8.50	-7.95	3.67	-1.54	1.23
	7	6665		-6.69	-6.25	3.67	0.22	-7.29	-8.48	3.67	-1.16	-9.21	-8.50	3.67	-2.16	0.22
		6825		-5.62	-5.70	3.67	1.02	-6.26	-6.21	3.67	0.45	-7.75	-7.71	3.67	-1.05	1.02
	8	6985		-5.24	-4.51	3.53	1.68	-6.05	-5.13	3.53	0.97	-8.01	-6.60	3.53	-0.71	1.68

Note: 1. All results have been included cable loss.
2. EIRP limit is 24dBm
3. Total E.I.R.P = Average Conducted Output Power ANT A (AUX) + Average Conducted Output Power ANT B (Main) + Directional gain.
4. According to KDB 662911 D01 d) ii), transmit signals are completely uncorrelated, then
Directional gain = $10 \log[(10^{G1/10} + 10^{G2/10} + \ldots + 10^{GN/10})/N_{ANT}]$ dBi
Directional gain: 5925MHz: $10 \log[(10^{4.1/10} + 10^{3.4/10})/2]$= 3.76dBi /
6525MHz: $10 \log[(10^{4.1/10} + 10^{3.2/10})/2]$= 3.67dBi /7125MHz: $10 \log[(10^{4.2/10} + 10^{2.3/10})/2]$= 3.53dBi
The MIMO is uncorrelated and supported SDM(Spatial Division Multiplexing) mode only. This radio device doesn't support beamforming and Cyclic Delay Diversity (CDD).

This test report may be reproduced in full only. The document may only be updated by Audix Technology Corp. personnel. Any changes will be noted in the Document History section of the report.

Audix Technology Corp.
No. 491, Zhongfu Rd., Linkou Dist.,
New Taipei City244, Taiwan
Tel: +886 2 26099301
Fax: +886 2 26099303

Tones: 106T

Mode	U-NII Band	Centre Frequency (MHz)	Tones	Average Conducted Output power (dBm)								Max EIRP (dBm)
				RU Index 53				RU Index 54				
				ANT A (AUX)	ANT B (Main)	Directional Antenna Gain (dBi) Note 4	Total E.I.R.P Note 3	ANT A (AUX)	ANT B (Main)	Directional Antenna Gain (dBi) Note 4	Total E.I.R.P Note 3	
802.11ax-HE20	5	5955	106T	-0.70	-0.55	3.76	6.15	-0.97	-0.24	3.76	6.18	6.18
		6175		-0.93	-1.53	3.76	5.55	-1.24	-1.13	3.76	5.59	5.59
		6415		-2.84	-2.54	3.67	3.99	-2.91	-2.13	3.67	4.18	4.18
	6	6435		-2.00	-1.37	3.67	5.01	-2.66	-1.31	3.67	4.75	5.01
		6475		-2.26	-1.85	3.67	4.63	-2.70	-1.69	3.67	4.51	4.63
		6515		-2.64	-1.94	3.67	4.4	-2.80	-1.82	3.67	4.4	4.40
	7	6535		-3.54	-3.05	3.67	3.39	-3.68	-2.72	3.67	3.51	3.51
		6695		-3.67	-3.43	3.67	3.13	-3.39	-3.44	3.67	3.27	3.27
		6855		-2.64	-2.41	3.53	4.02	-2.91	-2.68	3.53	3.75	4.02
	8	6875		-2.41	-2.72	3.53	3.98	-2.93	-2.73	3.53	3.71	3.98
		6995		-2.13	-1.57	3.53	4.7	-2.28	-1.48	3.53	4.68	4.70
		7115		-1.63	-1.76	3.53	4.85	-8.15	-8.09	3.53	-1.58	4.85

Mode	U-NII Band	Centre Frequency (MHz)	Tones	Average Conducted Output power (dBm)												Max EIRP (dBm)
				RU Index 53				RU Index 54				RU Index 56				
				ANT A (AUX)	ANT B (Main)	Directional Antenna Gain (dBi) Note 4	Total E.I.R.P Note 3	ANT A (AUX)	ANT B (Main)	Directional Antenna Gain (dBi) Note 4	Total E.I.R.P Note 3	ANT A (AUX)	ANT B (Main)	Directional Antenna Gain (dBi) Note 4	Total E.I.R.P Note 3	
802.11ax-HE40	5	5965	106T	-0.82	-1.06	3.76	5.83	-0.61	-0.80	3.76	6.07	-0.98	-0.95	3.76	5.81	6.07
		6165		-1.47	-1.52	3.76	5.28	-1.68	-1.44	3.76	5.21	-1.66	-1.39	3.76	5.25	5.28
		6405		-2.49	-2.01	3.67	4.44	-2.76	-1.84	3.67	4.4	-2.86	-2.20	3.67	4.16	4.44
	6	6445		-2.74	-1.73	3.67	4.47	-2.41	-1.38	3.67	4.82	-2.55	-1.80	3.67	4.52	4.82
		6485		-2.75	-1.73	3.67	4.47	-2.89	-2.14	3.67	4.18	-2.57	-1.70	3.67	4.57	4.57
	7	6525		-3.05	-1.80	3.67	4.3	-2.51	-2.30	3.67	4.28	-2.94	-2.02	3.67	4.22	4.30
		6685		-3.07	-3.15	3.67	3.57	-3.58	-2.88	3.67	3.46	-3.31	-3.03	3.67	3.51	3.57
		6845		-2.70	-2.20	3.67	4.24	-2.43	-2.53	3.67	4.2	-2.32	-2.59	3.67	4.23	4.24
	8	6885		-2.23	-2.74	3.53	4.06	-2.96	-2.18	3.53	3.99	-2.79	-2.85	3.53	3.72	4.06
		7005		-2.02	-0.96	3.53	5.08	-2.36	-1.57	3.53	4.59	-2.26	-1.85	3.53	4.49	5.08
		7085		-1.54	-0.89	3.53	5.34	-1.32	-1.18	3.53	5.29	-1.49	-1.21	3.53	5.19	5.34

Note: 1. All results have been included cable loss.
2. EIRP limit is 24dBm
3. Total E.I.R.P = Average Conducted Output Power ANT A (AUX) + Average Conducted Output Power ANT B (Main) + Directional gain.
4. According to KDB 662911 D01 d) ii), transmit signals are completely uncorrelated, then
Directional gain = $10 \log[(10^{G1/10} + 10^{G2/10} + \ldots + 10^{GN/10})/N_{ANT}]$ dBi
Directional gain: 5925MHz: $10 \log[(10^{4.1/10} + 10^{3.4/10})/2] = 3.76$dBi /
6525MHz: $10 \log[(10^{4.1/10} + 10^{3.2/10})/2] = 3.67$dBi /7125MHz: $10 \log[(10^{4.2/10} + 10^{2.3/10})/2] = 3.53$dBi
The MIMO is uncorrelated and supported SDM(Spatial Division Multiplexing) mode only. This radio device doesn't support beamforming and Cyclic Delay Diversity (CDD).

This test report may be reproduced in full only. The document may only be updated by Audix Technology Corp. personnel. Any changes will be noted in the Document History section of the report.

Audix Technology Corp.
No. 491, Zhongfu Rd., Linkou Dist.,
New Taipei City244, Taiwan
Tel: +886 2 26099301
Fax: +886 2 26099303

Mode	U-NII Band	Centre Frequency (MHz)	Tones	Average Conducted Output power (dBm)												Max EIRP (dBm)
				RU Index 53				RU Index 56				RU Index 60				
				ANT A (AUX)	ANT B (Main)	Directional Antenna Gain (dBi) Note 4	Total E.I.R.P Note 3	ANT A (AUX)	ANT B (Main)	Directional Antenna Gain (dBi) Note 4	Total E.I.R.P Note 3	ANT A (AUX)	ANT B (Main)	Directional Antenna Gain (dBi) Note 4	Total E.I.R.P Note 3	
802.11ax-HE80	5	5985	106T	-0.87	-0.87	3.76	5.9	-1.01	-0.81	3.76	5.86	-0.91	-1.09	3.76	5.77	5.9
		6145		-1.40	-1.56	3.76	5.29	-1.04	-1.21	3.76	5.65	-1.76	-1.52	3.76	5.13	5.65
		6385		-1.98	-1.92	3.67	4.73	-2.30	-1.30	3.67	4.91	-3.42	-2.58	3.67	3.7	4.91
	6	6465		-2.87	-1.80	3.67	4.38	-2.47	-1.38	3.67	4.79	-2.88	-1.94	3.67	4.3	4.79
		6545		-2.96	-1.94	3.67	4.26	-3.07	-1.95	3.67	4.21	-3.29	-3.20	3.67	3.44	4.26
	7	6625		-3.78	-3.03	3.67	3.29	-3.41	-3.02	3.67	3.47	-3.60	-3.27	3.67	3.25	3.47
		6705		-3.83	-3.12	3.67	3.22	-3.48	-2.76	3.67	3.58	-3.71	-3.37	3.67	3.14	3.58
		6785		-3.20	-2.97	3.67	3.6	-2.70	-2.27	3.67	4.2	-3.03	-2.80	3.67	3.77	4.20
	8	6865		-2.60	-2.86	3.53	3.81	-2.18	-2.77	3.53	4.08	-3.34	-3.26	3.53	3.24	4.08
		6945		-1.92	-1.45	3.53	4.86	-1.56	-1.10	3.53	5.22	-1.93	-1.28	3.53	4.95	5.22
		7025		-2.01	-1.50	3.53	4.79	-2.08	-1.18	3.53	4.93	-2.90	-2.40	3.53	3.9	4.93

Mode	U-NII Band	Centre Frequency (MHz)	Tones	Average Conducted Output power (dBm)												Max EIRP (dBm)
				RU Index 53				RU Index 56				RU Index 60				
				ANT A (AUX)	ANT B (Main)	Directional Antenna Gain (dBi) Note 4	Total E.I.R.P Note 3	ANT A (AUX)	ANT B (Main)	Directional Antenna Gain (dBi) Note 4	Total E.I.R.P Note 3	ANT A (AUX)	ANT B (Main)	Directional Antenna Gain (dBi) Note 4	Total E.I.R.P Note 3	
802.11ax-HE160 (80L)	5	6025	106T	-2.85	-2.38	3.76	4.16	-1.39	-1.52	3.76	5.32	-0.91	-1.14	3.76	5.75	5.75
		6185		-2.40	-2.58	3.76	4.28	-1.62	-1.58	3.76	5.17	-0.85	-0.58	3.76	6.06	6.06
		6345		-3.24	-3.36	3.67	3.38	-2.50	-1.99	3.67	4.44	-2.06	-1.22	3.67	5.06	5.06
	6	6505		-3.90	-3.00	3.67	3.25	-3.19	-2.49	3.67	3.85	-2.68	-1.74	3.67	4.5	4.50
	7	6665		-5.02	-4.38	3.67	1.99	-4.45	-3.78	3.67	2.58	-3.68	-3.19	3.67	3.25	3.25
		6825		-4.16	-4.18	3.67	2.51	-3.26	-3.06	3.67	3.52	-2.41	-2.40	3.67	4.28	4.28
	8	6985		-3.09	-2.80	3.53	3.6	-2.31	-1.88	3.53	4.45	-2.13	-1.19	3.53	4.91	4.91

Mode	U-NII Band	Centre Frequency (MHz)	Tones	Average Conducted Output power (dBm)												Max EIRP (dBm)
				RU Index S53				RU Index S56				RU Index S60				
				ANT A (AUX)	ANT B (Main)	Directional Antenna Gain (dBi) Note 4	Total E.I.R.P Note 3	ANT A (AUX)	ANT B (Main)	Directional Antenna Gain (dBi) Note 4	Total E.I.R.P Note 3	ANT A (AUX)	ANT B (Main)	Directional Antenna Gain (dBi) Note 4	Total E.I.R.P Note 3	
802.11ax-HE160 (80H)	5	6025	106T	-0.99	-0.58	3.76	5.99	-1.3	-1.6	3.76	5.32	-2.47	-2.97	3.76	4.06	5.99
		6185		-0.93	-1.35	3.76	5.64	-1.57	-1.74	3.76	5.12	-3.12	-3.21	3.76	3.61	5.64
		6345		-1.71	-1.73	3.67	4.96	-2.97	-2.22	3.67	4.1	-4.6	-3.73	3.67	2.54	4.96
	6	6505		-3.07	-1.77	3.67	4.31	-3.5	-2.68	3.67	3.61	-5.12	-4.13	3.67	2.08	4.31
	7	6665		-3.39	-3.45	3.67	3.26	-3.62	-3.64	3.67	3.05	-5.2	-4.92	3.67	1.62	3.26
		6825		-2.48	-2.35	3.67	4.27	-3.24	-2.9	3.67	3.61	-4.31	-4.27	3.67	2.39	4.27
	8	6985		-2.15	-1.48	3.53	4.74	-2.75	-2.21	3.53	4.07	-3.94	-4.01	3.53	2.57	4.74

Note: 1. All results have been included cable loss.
2. EIRP limit is 24dBm
3. Total E.I.R.P = Average Conducted Output Power ANT A (AUX) + Average Conducted Output Power ANT B (Main) + Directional gain.
4. According to KDB 662911 D01 d) ii), transmit signals are completely uncorrelated, then
Directional gain = $10 \log[(10^{G1/10} + 10^{G2/10} + \ldots + 10^{GN/10})/N_{ANT}]$ dBi
Directional gain: 5925MHz: $10 \log[(10^{4.1/10} + 10^{3.4/10})/2]$= 3.76dBi /
6525MHz: $10 \log[(10^{4.1/10} + 10^{3.2/10})/2]$= 3.67dBi /7125MHz: $10 \log[(10^{4.2/10} + 10^{2.3/10})/2]$= 3.53dBi
The MIMO is uncorrelated and supported SDM(Spatial Division Multiplexing) mode only. This radio device doesn't support beamforming and Cyclic Delay Diversity (CDD).

This test report may be reproduced in full only. The document may only be updated by Audix Technology Corp. personnel. Any changes will be noted in the Document History section of the report.

Audix Technology Corp.
No. 491, Zhongfu Rd., Linkou Dist.,
New Taipei City244, Taiwan
Tel: +886 2 26099301
Fax: +886 2 26099303

Tones: 242T

Mode	U-NII Band	Centre Frequency (MHz)	Tones	Average Conducted Output power (dBm)				Max EIRP (dBm)
				RU Index 61				
				ANT A (AUX)	ANT B (Main)	Directional Antenna Gain (dBi) Note 4	Total E.I.R.P Note 3	
802.11ax-HE20	5	5955	242T	1.83	1.53	3.76	8.45	8.45
		6175		1.87	0.77	3.76	8.13	8.13
		6415		1.84	1.13	3.67	8.18	8.18
	6	6435		1.13	0.86	3.67	7.68	7.68
		6475		1.62	0.87	3.67	7.94	7.94
		6515		1.19	0.43	3.67	7.51	7.51
	7	6535		-0.99	-0.3	3.67	6.05	6.05
		6695		-0.85	-0.86	3.67	5.83	5.83
		6855		0.11	-0.26	3.53	6.47	6.47
	8	6875		-0.18	0.16	3.53	6.53	6.53
		6995		0.59	1.29	3.53	7.49	7.49
		7115		-5.06	-4.98	3.53	1.52	1.52

Mode	U-NII Band	Centre Frequency (MHz)	Tones	Average Conducted Output power (dBm)								Max EIRP (dBm)
				RU Index 61				RU Index 62				
				ANT A (AUX)	ANT B (Main)	Directional Antenna Gain (dBi) Note 4	Total E.I.R.P Note 3	ANT A (AUX)	ANT B (Main)	Directional Antenna Gain (dBi) Note 4	Total E.I.R.P Note 3	
802.11ax-HE40	5	5965	242T	1.9	1.22	3.76	8.34	1.59	1.46	3.76	8.3	8.34
		6165		2.13	1.46	3.76	8.58	1.69	1.22	3.76	8.23	8.58
		6405		2.25	1.18	3.67	8.43	2.11	1.39	3.67	8.45	8.45
	6	6445		1.1	0.9	3.67	7.68	1.07	0.89	3.67	7.66	7.68
		6485		1.68	0.97	3.67	8.02	1.79	0.34	3.67	7.81	8.02
	7	6525		1.7	1.01	3.67	8.05	1.86	1.3	3.67	8.27	8.27
		6685		-0.65	-0.51	3.67	6.1	-0.78	-0.75	3.67	5.92	6.10
		6845		0.21	0.08	3.67	6.83	-0.03	-0.09	3.67	6.62	6.83
	8	6885		0.26	0.3	3.53	6.82	0.25	-0.1	3.53	6.62	6.82
		7005		0.93	0.88	3.53	7.45	0.58	0.88	3.53	7.27	7.45
		7085		1.42	1.8	3.53	8.15	1.49	1.39	3.53	7.98	8.15

Note: 1. All results have been included cable loss.
2. EIRP limit is 24dBm
3. Total E.I.R.P = Average Conducted Output Power ANT A (AUX) + Average Conducted Output Power ANT B (Main) + Directional gain.
4. According to KDB 662911 D01 d) ii), transmit signals are completely uncorrelated, then
Directional gain = $10 \log[(10^{G1/10} + 10^{G2/10} + \ldots + 10^{GN/10})/N_{ANT}]$ dBi
Directional gain: 5925MHz: $10 \log[(10^{4.1/10} + 10^{3.4/10})/2]$= 3.76dBi /
6525MHz: $10 \log[(10^{4.1/10} + 10^{3.2/10})/2]$= 3.67dBi /7125MHz: $10 \log[(10^{4.2/10} + 10^{2.3/10})/2]$= 3.53dBi
The MIMO is uncorrelated and supported SDM(Spatial Division Multiplexing) mode only. This radio device doesn't support beamforming and Cyclic Delay Diversity (CDD).

This test report may be reproduced in full only. The document may only be updated by Audix Technology Corp. personnel. Any changes will be noted in the Document History section of the report.

Audix Technology Corp.
No. 491, Zhongfu Rd., Linkou Dist.,
New Taipei City244, Taiwan

Tel: +886 2 26099301
Fax: +886 2 26099303

Mode	U-NII Band	Centre Frequency (MHz)	Tones	Average Conducted Output power (dBm)												Max EIRP (dBm)
				RU Index 61				RU Index 62				RU Index 64				
				ANT A (AUX)	ANT B (Main)	Directional Antenna Gain (dBi) Note 4	Total E.I.R.P Note 3	ANT A (AUX)	ANT B (Main)	Directional Antenna Gain (dBi) Note 4	Total E.I.R.P Note 3	ANT A (AUX)	ANT B (Main)	Directional Antenna Gain (dBi) Note 4	Total E.I.R.P Note 3	
802.11ax-HE80	5	5985	242T	1.79	2.03	3.76	8.68	2.25	1.31	3.76	8.58	1.77	1.51	3.76	8.41	8.68
		6145		2.04	0.95	3.76	8.3	1.65	1.73	3.76	8.46	2.24	1.36	3.76	8.59	8.59
		6385		2.06	1.74	3.67	8.58	2.38	1.6	3.67	8.69	2.29	1.43	3.67	8.56	8.69
	6	6465		1.76	1.08	3.67	8.11	2.22	1.21	3.67	8.42	1.5	0.47	3.67	7.7	8.42
		6545		1.65	0.7	3.67	7.88	2.35	1.63	3.67	8.69	1.75	1.56	3.67	8.34	8.69
	7	6625		-1.45	-0.57	3.67	5.69	-0.33	-0.33	3.67	6.35	-0.89	-0.66	3.67	5.91	6.35
		6705		-1.25	-0.92	3.67	5.6	-0.25	-0.33	3.67	6.39	-1.1	-1.01	3.67	5.63	6.39
		6785		0.24	-0.25	3.67	6.68	0.51	0.16	3.67	7.02	-0.35	-0.02	3.67	6.5	7.02
	8	6865		0.13	-0.53	3.53	6.35	0.78	0.38	3.53	7.12	-0.2	0	3.53	6.44	7.12
		6945		0.54	1.24	3.53	7.44	1.21	1.83	3.53	8.07	0.58	1.77	3.53	7.76	8.07
		7025		-0.01	0.65	3.53	6.87	0.74	1.15	3.53	7.49	-0.11	0.81	3.53	6.91	7.49

Mode	U-NII Band	Centre Frequency (MHz)	Tones	Average Conducted Output power (dBm)												Max EIRP (dBm)
				RU Index 61				RU Index 62				RU Index 64				
				ANT A (AUX)	ANT B (Main)	Directional Antenna Gain (dBi) Note 4	Total E.I.R.P Note 3	ANT A (AUX)	ANT B (Main)	Directional Antenna Gain (dBi) Note 4	Total E.I.R.P Note 3	ANT A (AUX)	ANT B (Main)	Directional Antenna Gain (dBi) Note 4	Total E.I.R.P Note 3	
802.11ax-HE160 (80L)	5	6025	242T	1.91	1.46	3.76	8.46	2.03	1.87	3.76	8.72	2.01	1.23	3.76	8.41	8.72
		6185		2.26	1.56	3.76	8.69	2.26	1.51	3.76	8.67	1.98	1.4	3.76	8.47	8.69
		6345		2.13	1.82	3.67	8.66	2.17	2.46	3.67	9	1.7	1.49	3.67	8.28	9.00
	6	6505		1.25	1	3.67	7.81	2.35	1.89	3.67	8.81	1.83	0.95	3.67	8.09	8.81
	7	6665		-0.9	-0.74	3.67	5.86	-0.61	0.1	3.67	6.44	0.3	0.4	3.67	7.03	7.03
		6825		-0.48	-0.47	3.67	6.21	0.58	0.39	3.67	7.17	1.68	1.24	3.67	8.15	8.15
	8	6985		0.2	1.09	3.53	7.21	1.12	1.43	3.53	7.82	1.72	2.78	3.53	8.82	8.82

Mode	U-NII Band	Centre Frequency (MHz)	Tones	Average Conducted Output power (dBm)												Max EIRP (dBm)
				RU Index S61				RU Index S62				RU Index S64				
				ANT A (AUX)	ANT B (Main)	Directional Antenna Gain (dBi) Note 4	Total E.I.R.P Note 3	ANT A (AUX)	ANT B (Main)	Directional Antenna Gain (dBi) Note 4	Total E.I.R.P Note 3	ANT A (AUX)	ANT B (Main)	Directional Antenna Gain (dBi) Note 4	Total E.I.R.P Note 3	
802.11ax-HE160 (80H)	5	6025	242T	1.7	1.02	3.76	8.14	1.71	1.59	3.76	8.42	1.83	1.11	3.76	8.26	8.42
		6185		2.08	1.49	3.76	8.57	2.09	1.43	3.76	8.54	2.05	1.45	3.76	8.53	8.57
		6345		2.28	1.65	3.67	8.66	1.97	1.75	3.67	8.54	2.18	1.37	3.67	8.47	8.66
	6	6505		1.26	0.9	3.67	7.76	1.93	1.13	3.67	8.23	2.07	1.63	3.67	8.54	8.54
	7	6665		0.3	0.72	3.67	7.2	0.65	0.2	3.67	7.11	-1.26	-1.07	3.67	5.52	7.20
		6825		1.26	1.53	3.67	8.08	1.27	1.43	3.67	8.03	0.04	-0.51	3.67	6.45	8.08
	8	6985		2.83	2.21	3.53	9.07	1.45	2.49	3.53	8.54	0.23	0.99	3.53	7.17	9.07

Note: 1. All results have been included cable loss.
2. EIRP limit is 24dBm
3. Total E.I.R.P = Average Conducted Output Power ANT A (AUX) + Average Conducted Output Power ANT B (Main) + Directional gain.
4. According to KDB 662911 D01 d) ii), transmit signals are completely uncorrelated, then
Directional gain = $10 \log[(10^{G1/10} + 10^{G2/10} + \ldots + 10^{GN/10})/N_{ANT}]$ dBi
Directional gain: 5925MHz: $10 \log[(10^{4.1/10} + 10^{3.4/10})/2]$= 3.76dBi /
6525MHz: $10 \log[(10^{4.1/10} + 10^{3.2/10})/2]$= 3.67dBi /7125MHz: $10 \log[(10^{4.2/10} + 10^{2.3/10})/2]$= 3.53dBi
The MIMO is uncorrelated and supported SDM(Spatial Division Multiplexing) mode only. This radio device doesn't support beamforming and Cyclic Delay Diversity (CDD).

This test report may be reproduced in full only. The document may only be updated by Audix Technology Corp. personnel. Any changes will be noted in the Document History section of the report.

Audix Technology Corp.
No. 491, Zhongfu Rd., Linkou Dist.,
New Taipei City244, Taiwan
Tel: +886 2 26099301
Fax: +886 2 26099303

Tones: 484T

Mode	U-NII Band	Centre Frequency (MHz)	Tones	Average Conducted Output power (dBm)				Max EIRP (dBm)
				RU Index 65				
				ANT A (AUX)	ANT B (Main)	Directional Antenna Gain (dBi) Note 4	Total E.I.R.P Note 3	
802.11ax-HE40	5	5965	484T	5.18	4.63	3.76	11.68	11.68
		6165		5.09	4.79	3.76	11.71	11.71
		6405		5.13	4.38	3.67	11.45	11.45
	6	6445		4.77	4.37	3.67	11.25	11.25
		6485		5.12	4.84	3.67	11.66	11.66
	7	6525		5.15	4.78	3.67	11.65	11.65
		6685		4.2	3.7	3.67	10.64	10.64
		6845		4.51	3.32	3.67	10.64	10.64
	8	6885		4.23	3.61	3.53	10.47	10.47
		7005		4.33	3.8	3.53	10.61	10.61
		7085		4.48	3.59	3.53	10.6	10.60

Mode	U-NII Band	Centre Frequency (MHz)	Tones	Average Conducted Output power (dBm)								Max EIRP (dBm)
				RU Index 65				RU Index 66				
				ANT A (AUX)	ANT B (Main)	Directional Antenna Gain (dBi) Note 4	Total E.I.R.P Note 3	ANT A (AUX)	ANT B (Main)	Directional Antenna Gain (dBi) Note 4	Total E.I.R.P Note 3	
802.11ax-HE80	5	5985	484T	5.44	5.05	3.76	12.02	5.06	4.43	3.76	11.53	12.02
		6145		4.78	4.9	3.76	11.61	5.44	4.54	3.76	11.78	11.78
		6385		5.38	4.87	3.67	11.81	5.26	4.65	3.67	11.65	11.81
	6	6465		4.87	4.25	3.67	11.25	5.32	4.46	3.67	11.59	11.59
		6545		5.25	4.5	3.67	11.57	5.21	4.82	3.67	11.7	11.70
	7	6625		4.55	3.79	3.67	10.87	3.87	3.91	3.67	10.57	10.87
		6705		4.03	3.51	3.67	10.46	4.13	3.85	3.67	10.67	10.67
		6785		3.85	3.42	3.67	10.32	4.33	3.37	3.67	10.56	10.56
	8	6865		4.65	3.6	3.53	10.7	4.16	3.72	3.53	10.49	10.70
		6945		4.49	3.32	3.53	10.48	4.23	3.62	3.53	10.48	10.48
		7025		3.96	3.53	3.53	10.29	4.43	3.88	3.53	10.7	10.70

Note: 1. All results have been included cable loss.
2. EIRP limit is 24dBm
3. Total E.I.R.P = Average Conducted Output Power ANT A (AUX) + Average Conducted Output Power ANT B (Main) + Directional gain.
4. According to KDB 662911 D01 d) ii), transmit signals are completely uncorrelated, then
Directional gain = $10 \log[(10^{G1/10} + 10^{G2/10} + \ldots + 10^{GN/10})/N_{ANT}]$ dBi
Directional gain: 5925MHz: $10 \log[(10^{4.1/10} + 10^{3.4/10})/2] = 3.76$dBi /
6525MHz: $10 \log[(10^{4.1/10} + 10^{3.2/10})/2] = 3.67$dBi /7125MHz: $10 \log[(10^{4.2/10} + 10^{2.3/10})/2] = 3.53$dBi
The MIMO is uncorrelated and supported SDM(Spatial Division Multiplexing) mode only. This radio device doesn't support beamforming and Cyclic Delay Diversity (CDD).

This test report may be reproduced in full only. The document may only be updated by Audix Technology Corp. personnel. Any changes will be noted in the Document History section of the report.

Audix Technology Corp.
No. 491, Zhongfu Rd., Linkou Dist.,
New Taipei City244, Taiwan
Tel: +886 2 26099301
Fax: +886 2 26099303

Mode	U-NII Band	Centre Frequency (MHz)	Tones	Average Conducted Output power (dBm)								Max EIRP (dBm)
				RU Index 65				RU Index 66				
				ANT A (AUX)	ANT B (Main)	Directional Antenna Gain (dBi) Note 4	Total E.I.R.P Note 3	ANT A (AUX)	ANT B (Main)	Directional Antenna Gain (dBi) Note 4	Total E.I.R.P Note 3	
802.11ax-HE160 (80L)	5	6025	484T	4.88	4.94	3.76	11.68	4.93	4.74	3.76	11.61	11.68
		6185		4.89	4.37	3.76	11.41	5.3	4.97	3.76	11.91	11.91
		6345		5.13	4.76	3.67	11.63	5.08	4.91	3.67	11.68	11.68
	6	6505		5.07	4.5	3.67	11.47	5.45	4.74	3.67	11.79	11.79
	7	6665		4.89	4.2	3.67	11.24	4.36	4.06	3.67	10.89	11.24
		6825		4.31	3.99	3.67	10.83	4.66	3.98	3.67	11.01	11.01
	8	6985		4.43	3.7	3.53	10.62	4.23	3.83	3.53	10.57	10.62

Mode	U-NII Band	Centre Frequency (MHz)	Tones	Average Conducted Output power (dBm)								Max EIRP (dBm)
				RU Index S65				RU Index S66				
				ANT A (AUX)	ANT B (Main)	Directional Antenna Gain (dBi) Note 4	Total E.I.R.P Note 3	ANT A (AUX)	ANT B (Main)	Directional Antenna Gain (dBi) Note 4	Total E.I.R.P Note 3	
802.11ax-HE160 (80H)	5	6025	484T	5.05	4.26	3.76	11.44	5.4	4.32	3.76	11.66	11.66
		6185		5.29	4.42	3.76	11.65	5.18	4.53	3.76	11.64	11.65
		6345		4.87	4.57	3.67	11.4	5.12	4.98	3.67	11.73	11.73
	6	6505		4.82	4.53	3.67	11.36	5.5	4.75	3.67	11.82	11.82
	7	6665		4.03	3.78	3.67	10.59	4.29	3.62	3.67	10.65	10.65
		6825		4.49	4.24	3.67	11.05	4.84	3.6	3.67	10.94	11.05
	8	6985		4.65	3.91	3.53	10.84	4.94	4.07	3.53	11.07	11.07

Note: 1. All results have been included cable loss.
2. EIRP limit is 24dBm
3. Total E.I.R.P = Average Conducted Output Power ANT A (AUX) + Average Conducted Output Power ANT B (Main) + Directional gain.
4. According to KDB 662911 D01 d) ii), transmit signals are completely uncorrelated, then
Directional gain = $10 \log[(10^{G1/10} + 10^{G2/10} + \ldots + 10^{GN/10})/N_{ANT}]$ dBi
Directional gain: 5925MHz: $10 \log[(10^{4.1/10} + 10^{3.4/10})/2] = 3.76$dBi /
6525MHz: $10 \log[(10^{4.1/10} + 10^{3.2/10})/2] = 3.67$dBi /7125MHz: $10 \log[(10^{4.2/10} + 10^{2.3/10})/2] = 3.53$dBi
The MIMO is uncorrelated and supported SDM(Spatial Division Multiplexing) mode only. This radio device doesn't support beamforming and Cyclic Delay Diversity (CDD).

This test report may be reproduced in full only. The document may only be updated by Audix Technology Corp. personnel. Any changes will be noted in the Document History section of the report.

Audix Technology Corp.
No. 491, Zhongfu Rd., Linkou Dist.,
New Taipei City244, Taiwan
Tel: +886 2 26099301
Fax: +886 2 26099303

Tones: 996T

Mode	U-NII Band	Centre Frequency (MHz)	Tones	Average Conducted Output power (dBm)				Max EIRP (dBm)
				RU Index 67				
				ANT A (AUX)	ANT B (Main)	Directional Antenna Gain (dBi) Note 4	Total E.I.R.P Note 3	
802.11ax-HE80	5	5985	996T	7.5	6.11	3.76	13.63	13.63
		6145		6.94	6.16	3.76	13.34	13.34
		6385		7.4	7.27	3.67	14.02	14.02
	6	6465		7.24	6.78	3.67	13.7	13.70
		6545		6.86	7.11	3.67	13.67	13.67
	7	6625		6.44	6.54	3.67	13.17	13.17
		6705		5.99	5.83	3.67	12.59	12.59
		6785		5.76	5.75	3.67	12.44	12.44
	8	6865		5.43	5.57	3.53	12.04	12.04
		6945		5.28	5.42	3.53	11.89	11.89
		7025		5.56	5.81	3.53	12.23	12.23

Mode	U-NII Band	Centre Frequency (MHz)	Tones	Average Conducted Output power (dBm)								Max EIRP (dBm)
				RU Index 67				RU Index S67				
				ANT A (AUX)	ANT B (Main)	Directional Antenna Gain (dBi) Note 4	Total E.I.R.P Note 3	ANT A (AUX)	ANT B (Main)	Directional Antenna Gain (dBi) Note 4	Total E.I.R.P Note 3	
802.11ax-HE160	5	6025	996T	7.54	6.03	3.76	13.62	6.92	5.94	3.76	13.23	13.62
		6185		7.06	6.34	3.76	13.49	7.04	6.65	3.76	13.62	13.62
		6345		7.13	6.9	3.67	13.7	7.44	7.36	3.67	14.08	14.08
	6	6505		7.21	6.81	3.67	13.69	6.94	7.16	3.67	13.73	13.73
	7	6665		6.27	6.66	3.67	13.15	6.03	6.04	3.67	12.72	13.15
		6825		5.82	5.96	3.67	12.57	5.47	5.89	3.67	12.37	12.57
	8	6985		5.4	5.86	3.53	12.18	5.77	6.01	3.53	12.43	12.43

Note: 1. All results have been included cable loss.
2. EIRP limit is 24dBm
3. Total E.I.R.P = Average Conducted Output Power ANT A (AUX) + Average Conducted Output Power ANT B (Main) + Directional gain.
4. According to KDB 662911 D01 d) ii), transmit signals are completely uncorrelated, then
Directional gain = $10 \log[(10^{G1/10} + 10^{G2/10} + \ldots + 10^{GN/10})/N_{ANT}]$ dBi
Directional gain: 5925MHz: $10 \log[(10^{4.1/10} + 10^{3.4/10})/2]$= 3.76dBi /
6525MHz: $10 \log[(10^{4.1/10} + 10^{3.2/10})/2]$= 3.67dBi /7125MHz: $10 \log[(10^{4.2/10} + 10^{2.3/10})/2]$= 3.53dBi
The MIMO is uncorrelated and supported SDM(Spatial Division Multiplexing) mode only. This radio device doesn't support beamforming and Cyclic Delay Diversity (CDD).

This test report may be reproduced in full only. The document may only be updated by Audix Technology Corp. personnel. Any changes will be noted in the Document History section of the report.

Audix Technology Corp.
No. 491, Zhongfu Rd., Linkou Dist.,
New Taipei City244, Taiwan
Tel: +886 2 26099301
Fax: +886 2 26099303

SKU#2 (with LUXSHARE-ICT Antenna)

Tones: 26T

Mode	U-NII Band	Centre Frequency (MHz)	Tones	Average Conducted Output power (dBm)												Max EIRP (dBm)
				RU Index 0				RU Index 4				RU Index 8				
				ANT A (AUX)	ANT B (Main)	Directional Antenna Gain (dBi) Note 4	Total E.I.R.P Note 3	ANT A (AUX)	ANT B (Main)	Directional Antenna Gain (dBi) Note 4	Total E.I.R.P Note 3	ANT A (AUX)	ANT B (Main)	Directional Antenna Gain (dBi) Note 4	Total E.I.R.P Note 3	
802.11ax-HE20	5	5955	26T	-7.68	-5.89	3.89	0.21	-7.56	-5.81	3.89	0.3	-7.28	-6.00	3.89	0.31	0.31
		6175		-7.76	-6.16	3.89	0.01	-7.18	-6.25	3.89	0.21	-7.27	-6.76	3.89	-0.11	0.21
		6415		-8.79	-6.98	2.48	-2.3	-8.17	-7.44	2.48	-2.3	-8.02	-7.31	2.48	-2.16	-2.16
	6	6435		-9.01	-6.89	2.48	-2.33	-7.98	-6.94	2.48	-1.94	-8.65	-7.62	2.48	-2.61	-1.94
		6475		-9.35	-7.09	2.48	-2.58	-8.37	-7.01	2.48	-2.15	-9.04	-7.15	2.48	-2.5	-2.15
		6515		-9.43	-7.68	2.48	-2.98	-8.43	-7.33	2.48	-2.35	-8.68	-7.79	2.48	-2.72	-2.35
	7	6535		-9.40	-8.13	2.48	-3.23	-9.06	-8.08	2.48	-3.05	-9.36	-7.97	2.48	-3.12	-3.05
		6695		-8.79	-7.38	2.48	-2.54	-8.30	-6.88	2.48	-2.04	-8.54	-7.74	2.48	-2.63	-2.04
		6855		-7.40	-6.95	-2.94	-7.1	-7.47	-6.73	-2.94	-7.01	-7.99	-7.41	-2.94	-7.62	-7.01
	8	6875		-7.98	-7.54	-2.94	-7.68	-7.72	-6.91	-2.94	-7.23	-8.28	-7.40	-2.94	-7.75	-7.23
		6995		-7.53	-6.76	-2.94	-7.06	-7.68	-6.33	-2.94	-6.88	-7.47	-6.94	-2.94	-7.13	-6.88
		7115		-7.12	-5.97	-2.94	-6.44	-6.59	-5.98	-2.94	-6.2	-7.29	-6.53	-2.94	-6.82	-6.20

Mode	U-NII Band	Centre Frequency (MHz)	Tones	Average Conducted Output power (dBm)												Max EIRP (dBm)
				RU Index 0				RU Index 8				RU Index 17				
				ANT A (AUX)	ANT B (Main)	Directional Antenna Gain (dBi) Note 4	Total E.I.R.P Note 3	ANT A (AUX)	ANT B (Main)	Directional Antenna Gain (dBi) Note 4	Total E.I.R.P Note 3	ANT A (AUX)	ANT B (Main)	Directional Antenna Gain (dBi) Note 4	Total E.I.R.P Note 3	
802.11ax-HE40	5	5965	26T	-7.93	-6.69	3.89	-0.37	-8.00	-6.86	3.89	-0.49	-7.87	-7.18	3.89	-0.61	-0.37
		6165		-8.09	-7.01	3.89	-0.62	-8.15	-7.37	3.89	-0.84	-7.91	-6.69	3.89	-0.36	-0.36
		6405		-8.70	-8.46	2.48	-3.09	-8.65	-8.05	2.48	-2.85	-9.22	-8.38	2.48	-3.29	-2.85
	6	6445		-7.97	-7.92	2.48	-2.45	-8.25	-8.24	2.48	-2.75	-8.47	-8.47	2.48	-2.98	-2.45
		6485		-8.19	-7.90	2.48	-2.55	-8.56	-8.13	2.48	-2.85	-8.55	-8.14	2.48	-2.85	-2.55
	7	6525		-8.54	-8.18	2.48	-2.87	-8.46	-8.13	2.48	-2.8	-8.78	-8.62	2.48	-3.21	-2.80
		6685		-9.29	-8.72	2.48	-3.51	-9.55	-9.18	2.48	-3.87	-9.51	-9.04	2.48	-3.78	-3.51
		6845		-9.41	-8.22	2.48	-3.28	-8.88	-8.47	2.48	-3.18	-9.34	-8.37	2.48	-3.34	-3.18
	8	6885		-8.84	-8.45	-2.94	-8.57	-9.40	-8.65	-2.94	-8.94	-9.24	-8.80	-2.94	-8.94	-8.57
		7005		-8.82	-8.08	-2.94	-8.36	-8.46	-8.39	-2.94	-8.35	-8.89	-7.97	-2.94	-8.34	-8.34
		7085		-8.11	-7.81	-2.94	-7.89	-8.29	-8.31	-2.94	-8.23	-8.70	-8.25	-2.94	-8.4	-7.89

Note: 1. All results have been included cable loss.
2. EIRP limit is 24dBm
3. Total E.I.R.P = Average Conducted Output Power ANT A (AUX) + Average Conducted Output Power ANT B (Main) + Directional gain.
4. According to KDB 662911 D01 d) ii), transmit signals are completely uncorrelated, then
Directional gain = $10 \log[(10^{G1/10} + 10^{G2/10} + \ldots + 10^{GN/10})/N_{ANT}]$ dBi
Directional gain: 5925MHz: $10 \log[(10^{2.9/10} + 10^{4.7/10})/2]$= 3.89dBi /
6525MHz: $10 \log[(10^{3.4/10} + 10^{1.3/10})/2]$= 2.48dBi /7125MHz: $10 \log[(10^{-4.9/10} + 10^{-1.6/10})/2]$= -2.94dBi
The MIMO is uncorrelated and supported SDM(Spatial Division Multiplexing) mode only. This radio device doesn't support beamforming and Cyclic Delay Diversity (CDD).

This test report may be reproduced in full only. The document may only be updated by Audix Technology Corp. personnel. Any changes will be noted in the Document History section of the report.

Audix Technology Corp.
No. 491, Zhongfu Rd., Linkou Dist.,
New Taipei City244, Taiwan
Tel: +886 2 26099301
Fax: +886 2 26099303

Mode	U-NII Band	Centre Frequency (MHz)	Tones	Average Conducted Output power (dBm)												Max EIRP (dBm)
				RU Index 0				RU Index 18				RU Index 36				
				ANT A (AUX)	ANT B (Main)	Directional Antenna Gain (dBi) Note 4	Total E.I.R.P Note 3	ANT A (AUX)	ANT B (Main)	Directional Antenna Gain (dBi) Note 4	Total E.I.R.P Note 3	ANT A (AUX)	ANT B (Main)	Directional Antenna Gain (dBi) Note 4	Total E.I.R.P Note 3	
802.11ax-HE80	5	5985	26T	-8.12	-7.16	3.89	-0.71	-7.49	-6.61	3.89	-0.13	-8.14	-7.49	3.89	-0.9	-0.13
		6145		-8.46	-8.14	3.89	-1.4	-7.13	-7.19	3.89	-0.26	-8.44	-8.34	3.89	-1.49	-0.26
		6385		-7.94	-8.08	2.48	-2.52	-7.91	-7.52	2.48	-2.22	-8.93	-8.54	2.48	-3.24	-2.22
	6	6465		-8.11	-8.43	2.48	-2.78	-7.76	-7.51	2.48	-2.14	-8.95	-7.94	2.48	-2.93	-2.14
		6545		-8.97	-8.13	2.48	-3.04	-8.67	-8.15	2.48	-2.91	-9.57	-9.01	2.48	-3.79	-2.91
	7	6625		-9.77	-8.76	2.48	-3.75	-9.14	-8.51	2.48	-3.32	-9.32	-9.13	2.48	-3.73	-3.32
		6705		-9.36	-8.94	2.48	-3.65	-8.75	-8.76	2.48	-3.26	-9.60	-8.75	2.48	-3.66	-3.26
		6785		-8.95	-8.32	2.48	-3.13	-7.78	-7.92	2.48	-2.36	-8.93	-8.17	2.48	-3.04	-2.36
	8	6865		-8.88	-8.65	-2.94	-8.69	-7.89	-7.61	-2.94	-7.68	-8.80	-8.49	-2.94	-8.57	-7.68
		6945		-8.32	-7.04	-2.94	-7.56	-6.99	-6.88	-2.94	-6.86	-8.09	-7.54	-2.94	-7.74	-6.86
		7025		-8.52	-7.39	-2.94	-7.85	-7.49	-6.97	-2.94	-7.15	-8.85	-7.76	-2.94	-8.2	-7.15

Mode	U-NII Band	Centre Frequency (MHz)	Tones	Average Conducted Output power (dBm)												Max EIRP (dBm)
				RU Index 0				RU Index 18				RU Index 36				
				ANT A (AUX)	ANT B (Main)	Directional Antenna Gain (dBi) Note 4	Total E.I.R.P Note 3	ANT A (AUX)	ANT B (Main)	Directional Antenna Gain (dBi) Note 4	Total E.I.R.P Note 3	ANT A (AUX)	ANT B (Main)	Directional Antenna Gain (dBi) Note 4	Total E.I.R.P Note 3	
802.11ax-HE160 (80L)	5	6025	26T	-8.49	-8.26	3.89	-1.47	-7.22	-7.55	3.89	-0.48	-7.50	-7.40	3.89	-0.55	-0.48
		6185		-8.90	-9.05	3.89	-2.07	-7.53	-7.42	3.89	-0.57	-8.04	-7.20	3.89	-0.7	-0.57
		6345		-9.29	-9.42	2.48	-3.86	-8.04	-7.76	2.48	-2.41	-8.41	-8.16	2.48	-2.79	-2.41
	6	6505		-9.88	-9.17	2.48	-4.02	-8.45	-8.03	2.48	-2.74	-8.75	-8.06	2.48	-2.9	-2.74
	7	6665		-11.08	-10.50	2.48	-5.29	-9.51	-9.15	2.48	-3.84	-9.12	-8.86	2.48	-3.5	-3.50
		6825		-10.58	-10.21	2.48	-4.9	-8.82	-8.81	2.48	-3.32	-8.08	-8.28	2.48	-2.69	-2.69
	8	6985		-9.31	-8.71	-2.94	-8.93	-8.19	-7.54	-2.94	-7.78	-8.50	-7.72	-2.94	-8.02	-7.78

Mode	U-NII Band	Centre Frequency (MHz)	Tones	Average Conducted Output power (dBm)												Max EIRP (dBm)
				RU Index S0				RU Index S18				RU Index S36				
				ANT A (AUX)	ANT B (Main)	Directional Antenna Gain (dBi) Note 4	Total E.I.R.P Note 3	ANT A (AUX)	ANT B (Main)	Directional Antenna Gain (dBi) Note 4	Total E.I.R.P Note 3	ANT A (AUX)	ANT B (Main)	Directional Antenna Gain (dBi) Note 4	Total E.I.R.P Note 3	
802.11ax-HE160 (80H)	5	6025	26T	-7.26	-7.10	3.89	-0.28	-6.93	-7.07	3.89	-0.1	-8.61	-8.67	3.89	-1.74	-0.10
		6185		-8.15	-7.82	3.89	-1.08	-7.60	-7.66	3.89	-0.73	-8.88	-9.27	3.89	-2.17	-0.73
		6345		-8.82	-8.23	2.48	-3.02	-8.73	-7.96	2.48	-2.84	-9.88	-9.58	2.48	-4.24	-2.84
	6	6505		-8.49	-7.87	2.48	-2.68	-9.41	-9.13	2.48	-3.78	-10.57	-10.56	2.48	-5.07	-2.68
	7	6665		-9.04	-9.03	2.48	-3.54	-9.47	-9.29	2.48	-3.89	-10.76	-10.51	2.48	-5.14	-3.54
		6825		-8.14	-8.34	2.48	-2.75	-8.48	-8.97	2.48	-3.23	-10.10	-10.26	2.48	-4.69	-2.75
	8	6985		-7.69	-7.21	-2.94	-7.37	-8.27	-8.12	-2.94	-8.12	-9.71	-9.29	-2.94	-9.42	-7.37

Note: 1. All results have been included cable loss.
2. EIRP limit is 24dBm
3. Total E.I.R.P = Average Conducted Output Power ANT A (AUX) + Average Conducted Output Power ANT B (Main) + Directional gain.
4. According to KDB 662911 D01 d) ii), transmit signals are completely uncorrelated, then
Directional gain = $10 \log[(10^{G1/10} + 10^{G2/10} + \ldots + 10^{GN/10})/N_{ANT}]$ dBi
Directional gain: 5925MHz: $10 \log[(10^{2.9/10} + 10^{4.7/10})/2]$= 3.89dBi /
6525MHz: $10 \log[(10^{3.4/10} + 10^{1.3/10})/2]$= 2.48dBi /7125MHz: $10 \log[(10^{-4.9/10} + 10^{-1.6/10})/2]$= -2.94dBi
The MIMO is uncorrelated and supported SDM(Spatial Division Multiplexing) mode only. This radio device doesn't support beamforming and Cyclic Delay Diversity (CDD).

This test report may be reproduced in full only. The document may only be updated by Audix Technology Corp. personnel. Any changes will be noted in the Document History section of the report.

Audix Technology Corp.
No. 491, Zhongfu Rd., Linkou Dist.,
New Taipei City244, Taiwan

Tel: +886 2 26099301
Fax: +886 2 26099303

Tones: 52T

Mode	U-NII Band	Centre Frequency (MHz)	Tones	Average Conducted Output power (dBm)												Max EIRP (dBm)
				RU Index 37				RU Index 39				RU Index 40				
				ANT A (AUX)	ANT B (Main)	Directional Antenna Gain (dBi) Note 4	Total E.I.R.P Note 3	ANT A (AUX)	ANT B (Main)	Directional Antenna Gain (dBi) Note 4	Total E.I.R.P Note 3	ANT A (AUX)	ANT B (Main)	Directional Antenna Gain (dBi) Note 4	Total E.I.R.P Note 3	
802.11ax-HE20	5	5955	52T	-2.82	-2.93	3.89	4.03	-2.49	-3.08	3.89	4.13	-3.26	-2.93	3.89	3.81	4.13
		6175		-4.88	-4.47	3.89	2.23	-4.84	-4.58	3.89	2.19	-4.09	-3.72	3.89	3	3.00
		6415		-7.11	-5.87	2.48	-0.96	-7.28	-5.72	2.48	-0.94	-5.90	-5.65	2.48	-0.28	-0.28
	6	6435		-7.62	-5.87	2.48	-1.17	-7.23	-5.84	2.48	-0.99	-6.89	-5.68	2.48	-0.75	-0.75
		6475		-7.85	-5.75	2.48	-1.18	-8.03	-5.44	2.48	-1.05	-6.76	-5.41	2.48	-0.54	-0.54
		6515		-7.94	-5.82	2.48	-1.26	-7.95	-5.70	2.48	-1.19	-6.48	-5.77	2.48	-0.62	-0.62
	7	6535		-8.79	-6.08	2.48	-1.74	-9.31	-6.10	2.48	-1.92	-6.95	-5.92	2.48	-0.91	-0.91
		6695		-7.08	-3.92	2.48	0.27	-7.11	-4.11	2.48	0.13	-5.97	-4.07	2.48	0.57	0.57
		6855		-4.00	-4.75	-2.94	-4.29	-3.95	-4.77	-2.94	-4.27	-5.20	-4.80	-2.94	-4.93	-4.27
	8	6875		-3.99	-4.80	-2.94	-4.31	-4.06	-4.66	-2.94	-4.28	-6.00	-5.14	-2.94	-5.48	-4.28
		6995		-2.93	-3.95	-2.94	-3.34	-3.18	-3.84	-2.94	-3.43	-4.65	-3.77	-2.94	-4.12	-3.34
		7115		-5.26	-6.19	-2.94	-5.63	-5.13	-6.71	-2.94	-5.78	-8.33	-7.06	-2.94	-7.58	-5.63

Mode	U-NII Band	Centre Frequency (MHz)	Tones	Average Conducted Output power (dBm)												Max EIRP (dBm)
				RU Index 37				RU Index 40				RU Index 44				
				ANT A (AUX)	ANT B (Main)	Directional Antenna Gain (dBi) Note 4	Total E.I.R.P Note 3	ANT A (AUX)	ANT B (Main)	Directional Antenna Gain (dBi) Note 4	Total E.I.R.P Note 3	ANT A (AUX)	ANT B (Main)	Directional Antenna Gain (dBi) Note 4	Total E.I.R.P Note 3	
802.11ax-HE40	5	5965	52T	-4.43	-3.82	3.89	2.79	-4.44	-4.17	3.89	2.6	-4.17	-4.17	3.89	2.73	2.79
		6165		-5.01	-4.83	3.89	1.98	-4.74	-4.41	3.89	2.33	-4.47	-4.84	3.89	2.25	2.33
		6405		-5.77	-4.71	2.48	0.28	-5.86	-5.29	2.48	-0.08	-5.89	-5.47	2.48	-0.18	0.28
	6	6445		-5.97	-4.66	2.48	0.22	-5.60	-4.85	2.48	0.28	-5.96	-5.05	2.48	0.01	0.28
		6485		-5.78	-4.61	2.48	0.33	-6.11	-5.06	2.48	-0.06	-5.97	-5.10	2.48	-0.02	0.33
	7	6525		-6.32	-5.42	2.48	-0.36	-6.07	-5.63	2.48	-0.35	-6.21	-5.56	2.48	-0.38	-0.35
		6685		-7.19	-6.63	2.48	-1.41	-7.16	-6.33	2.48	-1.23	-7.15	-6.41	2.48	-1.27	-1.23
		6845		-5.74	-5.39	2.48	-0.07	-6.15	-6.07	2.48	-0.62	-5.77	-5.42	2.48	-0.1	-0.07
	8	6885		-6.38	-5.74	-2.94	-5.98	-6.07	-5.78	-2.94	-5.85	-6.59	-5.73	-2.94	-6.07	-5.85
		7005		-5.66	-4.69	-2.94	-5.08	-5.42	-4.56	-2.94	-4.9	-5.54	-5.16	-2.94	-5.28	-4.90
		7085		-4.86	-4.17	-2.94	-4.43	-4.71	-4.68	-2.94	-4.62	-5.11	-4.49	-2.94	-4.72	-4.43

Note: 1. All results have been included cable loss.
2. EIRP limit is 24dBm
3. Total E.I.R.P = Average Conducted Output Power ANT A (AUX) + Average Conducted Output Power ANT B (Main) + Directional gain.
4. According to KDB 662911 D01 d) ii), transmit signals are completely uncorrelated, then
Directional gain = $10 \log[(10^{G1/10} + 10^{G2/10} + \ldots + 10^{GN/10})/N_{ANT}]$ dBi
Directional gain: 5925MHz: $10 \log[(10^{2.9/10} + 10^{4.7/10})/2]$= 3.89dBi /
6525MHz: $10 \log[(10^{3.4/10} + 10^{1.3/10})/2]$= 2.48dBi /7125MHz: $10 \log[(10^{-4.9/10} + 10^{-1.6/10})/2]$= -2.94dBi
The MIMO is uncorrelated and supported SDM(Spatial Division Multiplexing) mode only. This radio device doesn't support beamforming and Cyclic Delay Diversity (CDD).

This test report may be reproduced in full only. The document may only be updated by Audix Technology Corp. personnel. Any changes will be noted in the Document History section of the report.

Audix Technology Corp.
No. 491, Zhongfu Rd., Linkou Dist.,
New Taipei City244, Taiwan
Tel: +886 2 26099301
Fax: +886 2 26099303

Mode	U-NII Band	Centre Frequency (MHz)	Tones	Average Conducted Output power (dBm)												Max EIRP (dBm)
				RU Index 37				RU Index 44				RU Index 52				
				ANT A (AUX)	ANT B (Main)	Directional Antenna Gain (dBi) Note 4	Total E.I.R.P Note 3	ANT A (AUX)	ANT B (Main)	Directional Antenna Gain (dBi) Note 4	Total E.I.R.P Note 3	ANT A (AUX)	ANT B (Main)	Directional Antenna Gain (dBi) Note 4	Total E.I.R.P Note 3	
802.11ax-HE80	5	5985	52T	-4.48	-4.37	3.89	2.48	-4.29	-3.81	3.89	2.86	-5.04	-4.39	3.89	2.2	2.86
		6145		-5.42	-4.53	3.89	1.95	-4.78	-4.40	3.89	2.31	-5.20	-5.24	3.89	1.68	2.31
		6385		-5.66	-5.46	2.48	-0.07	-5.59	-4.74	2.48	0.35	-6.91	-5.29	2.48	-0.53	0.35
	6	6465		-5.77	-5.23	2.48	0	-5.71	-4.72	2.48	0.3	-6.64	-5.34	2.48	-0.45	0.30
		6545		-6.56	-5.70	2.48	-0.62	-6.47	-5.25	2.48	-0.33	-6.96	-6.04	2.48	-0.99	-0.33
	7	6625		-7.17	-6.67	2.48	-1.42	-7.14	-6.03	2.48	-1.06	-7.50	-6.49	2.48	-1.48	-1.06
		6705		-7.29	-6.92	2.48	-1.61	-6.62	-6.18	2.48	-0.9	-7.06	-7.11	2.48	-1.59	-0.90
		6785		-6.16	-5.81	2.48	-0.49	-5.91	-5.31	2.48	-0.11	-6.43	-5.93	2.48	-0.68	-0.11
	8	6865		-6.44	-5.98	-2.94	-6.13	-5.90	-5.32	-2.94	-5.53	-6.26	-6.02	-2.94	-6.07	-5.53
		6945		-5.12	-4.76	-2.94	-4.87	-5.17	-4.32	-2.94	-4.65	-5.80	-4.47	-2.94	-5.01	-4.65
		7025		-5.57	-4.79	-2.94	-5.09	-5.25	-4.68	-2.94	-4.89	-6.52	-5.75	-2.94	-6.05	-4.89

Mode	U-NII Band	Centre Frequency (MHz)	Tones	Average Conducted Output power (dBm)												Max EIRP (dBm)
				RU Index 37				RU Index 44				RU Index 52				
				ANT A (AUX)	ANT B (Main)	Directional Antenna Gain (dBi) Note 4	Total E.I.R.P Note 3	ANT A (AUX)	ANT B (Main)	Directional Antenna Gain (dBi) Note 4	Total E.I.R.P Note 3	ANT A (AUX)	ANT B (Main)	Directional Antenna Gain (dBi) Note 4	Total E.I.R.P Note 3	
802.11ax-HE160 (80L)	5	6025	52T	-5.66	-5.81	3.89	1.17	-4.55	-4.26	3.89	2.5	-4.25	-3.94	3.89	2.81	2.81
		6185		-6.35	-5.56	3.89	0.96	-4.99	-4.73	3.89	2.04	-4.37	-4.43	3.89	2.5	2.50
		6345		-7.02	-6.18	2.48	-1.09	-5.64	-5.34	2.48	0	-4.99	-4.99	2.48	0.5	0.50
	6	6505		-7.29	-6.14	2.48	-1.19	-6.60	-5.33	2.48	-0.43	-6.27	-4.92	2.48	-0.05	-0.05
	7	6665		-8.80	-8.01	2.48	-2.9	-7.37	-7.04	2.48	-1.71	-6.90	-6.39	2.48	-1.15	-1.15
		6825		-7.99	-7.59	2.48	-2.3	-6.28	-6.47	2.48	-0.88	-6.06	-5.68	2.48	-0.38	-0.38
	8	6985		-6.69	-6.17	-2.94	-6.35	-5.88	-4.83	-2.94	-5.25	-4.99	-4.42	-2.94	-4.63	-4.63

Mode	U-NII Band	Centre Frequency (MHz)	Tones	Average Conducted Output power (dBm)												Max EIRP (dBm)
				RU Index S37				RU Index S44				RU Index S52				
				ANT A (AUX)	ANT B (Main)	Directional Antenna Gain (dBi) Note 4	Total E.I.R.P Note 3	ANT A (AUX)	ANT B (Main)	Directional Antenna Gain (dBi) Note 4	Total E.I.R.P Note 3	ANT A (AUX)	ANT B (Main)	Directional Antenna Gain (dBi) Note 4	Total E.I.R.P Note 3	
802.11ax-HE160 (80H)	5	6025	52T	-4.03	-4.22	3.89	2.78	-4.61	-4.55	3.89	2.32	-6.49	-6.17	3.89	0.57	2.78
		6185		-4.23	-4.03	3.89	2.77	-4.90	-5.05	3.89	1.93	-6.57	-6.26	3.89	0.49	2.77
		6345		-4.99	-4.53	2.48	0.74	-5.93	-5.17	2.48	-0.04	-8.07	-7.16	2.48	-2.1	0.74
	6	6505		-6.13	-4.87	2.48	0.04	-6.80	-5.58	2.48	-0.66	-8.50	-7.95	2.48	-2.73	0.04
	7	6665		-6.69	-6.25	2.48	-0.97	-7.29	-8.48	2.48	-2.35	-9.21	-8.50	2.48	-3.35	-0.97
		6825		-5.62	-5.70	2.48	-0.17	-6.26	-6.21	2.48	-0.74	-7.75	-7.71	2.48	-2.24	-0.17
	8	6985		-5.24	-4.51	-2.94	-4.79	-6.05	-5.13	-2.94	-5.5	-8.01	-6.60	-2.94	-7.18	-4.79

Note: 1. All results have been included cable loss.
2. EIRP limit is 24dBm
3. Total E.I.R.P = Average Conducted Output Power ANT A (AUX) + Average Conducted Output Power ANT B (Main) + Directional gain.
4. According to KDB 662911 D01 d) ii), transmit signals are completely uncorrelated, then
Directional gain = $10 \log[(10^{G1/10} + 10^{G2/10} + \ldots + 10^{GN/10})/N_{ANT}]$ dBi
Directional gain: 5925MHz: $10 \log[(10^{2.9/10} + 10^{4.7/10})/2]$= 3.89dBi /
6525MHz: $10 \log[(10^{3.4/10} + 10^{1.3/10})/2]$= 2.48dBi /7125MHz: $10 \log[(10^{-4.9/10} + 10^{-1.6/10})/2]$= -2.94dBi
The MIMO is uncorrelated and supported SDM(Spatial Division Multiplexing) mode only. This radio device doesn't support beamforming and Cyclic Delay Diversity (CDD).

This test report may be reproduced in full only. The document may only be updated by Audix Technology Corp. personnel. Any changes will be noted in the Document History section of the report.

Audix Technology Corp.
No. 491, Zhongfu Rd., Linkou Dist.,
New Taipei City244, Taiwan
Tel: +886 2 26099301
Fax: +886 2 26099303

Tones: 106T

Mode	U-NII Band	Centre Frequency (MHz)	Tones	Average Conducted Output power (dBm)								Max EIRP (dBm)
				RU Index 53				RU Index 54				
				ANT A (AUX)	ANT B (Main)	Directional Antenna Gain (dBi) Note 4	Total E.I.R.P Note 3	ANT A (AUX)	ANT B (Main)	Directional Antenna Gain (dBi) Note 4	Total E.I.R.P Note 3	
802.11ax-HE20	5	5955	106T	-0.70	-0.55	3.89	6.28	-0.97	-0.24	3.89	6.31	6.31
		6175		-0.93	-1.53	3.89	5.68	-1.24	-1.13	3.89	5.72	5.72
		6415		-2.84	-2.54	2.48	2.8	-2.91	-2.13	2.48	2.99	2.99
	6	6435		-2.00	-1.37	2.48	3.82	-2.66	-1.31	2.48	3.56	3.82
		6475		-2.26	-1.85	2.48	3.44	-2.70	-1.69	2.48	3.32	3.44
		6515		-2.64	-1.94	2.48	3.21	-2.80	-1.82	2.48	3.21	3.21
	7	6535		-3.54	-3.05	2.48	2.2	-3.68	-2.72	2.48	2.32	2.32
		6695		-3.67	-3.43	2.48	1.94	-3.39	-3.44	2.48	2.08	2.08
		6855		-2.64	-2.41	-2.94	-2.45	-2.91	-2.68	-2.94	-2.72	-2.45
	8	6875		-2.41	-2.72	-2.94	-2.49	-2.93	-2.73	-2.94	-2.76	-2.49
		6995		-2.13	-1.57	-2.94	-1.77	-2.28	-1.48	-2.94	-1.79	-1.77
		7115		-1.63	-1.76	-2.94	-1.62	-8.15	-8.09	-2.94	-8.05	-1.62

Mode	U-NII Band	Centre Frequency (MHz)	Tones	Average Conducted Output power (dBm)												Max EIRP (dBm)
				RU Index 53				RU Index 54				RU Index 56				
				ANT A (AUX)	ANT B (Main)	Directional Antenna Gain (dBi) Note 4	Total E.I.R.P Note 3	ANT A (AUX)	ANT B (Main)	Directional Antenna Gain (dBi) Note 4	Total E.I.R.P Note 3	ANT A (AUX)	ANT B (Main)	Directional Antenna Gain (dBi) Note 4	Total E.I.R.P Note 3	
802.11ax-HE40	5	5965	106T	-0.82	-1.06	3.89	5.96	-0.61	-0.80	3.89	6.2	-0.98	-0.95	3.89	5.94	6.20
		6165		-1.47	-1.52	3.89	5.41	-1.68	-1.44	3.89	5.34	-1.66	-1.39	3.89	5.38	5.41
		6405		-2.49	-2.01	2.48	3.25	-2.76	-1.84	2.48	3.21	-2.86	-2.20	2.48	2.97	3.25
	6	6445		-2.74	-1.73	2.48	3.28	-2.41	-1.38	2.48	3.63	-2.55	-1.80	2.48	3.33	3.63
		6485		-2.75	-1.73	2.48	3.28	-2.89	-2.14	2.48	2.99	-2.57	-1.70	2.48	3.38	3.38
	7	6525		-3.05	-1.80	2.48	3.11	-2.51	-2.30	2.48	3.09	-2.94	-2.02	2.48	3.03	3.11
		6685		-3.07	-3.15	2.48	2.38	-3.58	-2.88	2.48	2.27	-3.31	-3.03	2.48	2.32	2.38
		6845		-2.70	-2.20	2.48	3.05	-2.43	-2.53	2.48	3.01	-2.32	-2.59	2.48	3.04	3.05
	8	6885		-2.23	-2.74	-2.94	-2.41	-2.96	-2.18	-2.94	-2.48	-2.79	-2.85	-2.94	-2.75	-2.41
		7005		-2.02	-0.96	-2.94	-1.39	-2.36	-1.57	-2.94	-1.88	-2.26	-1.85	-2.94	-1.98	-1.39
		7085		-1.54	-0.89	-2.94	-1.13	-1.32	-1.18	-2.94	-1.18	-1.49	-1.21	-2.94	-1.28	-1.13

Note: 1. All results have been included cable loss.
2. EIRP limit is 24dBm
3. Total E.I.R.P = Average Conducted Output Power ANT A (AUX) + Average Conducted Output Power ANT B (Main) + Directional gain.
4. According to KDB 662911 D01 d) ii), transmit signals are completely uncorrelated, then
Directional gain = $10 \log[(10^{G1/10} + 10^{G2/10} + \ldots + 10^{GN/10})/N_{ANT}]$ dBi
Directional gain: 5925MHz: $10 \log[(10^{2.9/10} + 10^{4.7/10})/2] = 3.89$dBi /
6525MHz: $10 \log[(10^{3.4/10} + 10^{1.3/10})/2] = 2.48$dBi /7125MHz: $10 \log[(10^{-4.9/10} + 10^{-1.6/10})/2] = -2.94$dBi
The MIMO is uncorrelated and supported SDM(Spatial Division Multiplexing) mode only. This radio device doesn't support beamforming and Cyclic Delay Diversity (CDD).

This test report may be reproduced in full only. The document may only be updated by Audix Technology Corp. personnel. Any changes will be noted in the Document History section of the report.

Audix Technology Corp.
No. 491, Zhongfu Rd., Linkou Dist.,
New Taipei City244, Taiwan
Tel: +886 2 26099301
Fax: +886 2 26099303

Mode	U-NII Band	Centre Frequency (MHz)	Tones	Average Conducted Output power (dBm)												Max EIRP (dBm)
				RU Index 53				RU Index 56				RU Index 60				
				ANT A (AUX)	ANT B (Main)	Directional Antenna Gain (dBi) Note 4	Total E.I.R.P Note 3	ANT A (AUX)	ANT B (Main)	Directional Antenna Gain (dBi) Note 4	Total E.I.R.P Note 3	ANT A (AUX)	ANT B (Main)	Directional Antenna Gain (dBi) Note 4	Total E.I.R.P Note 3	
802.11ax-HE80	5	5985	106T	-0.87	-0.87	3.89	6.03	-1.01	-0.81	3.89	5.99	-0.91	-1.09	3.89	5.9	6.03
		6145		-1.40	-1.56	3.89	5.42	-1.04	-1.21	3.89	5.78	-1.76	-1.52	3.89	5.26	5.78
		6385		-1.98	-1.92	2.48	3.54	-2.30	-1.30	2.48	3.72	-3.42	-2.58	2.48	2.51	3.72
	6	6465		-2.87	-1.80	2.48	3.19	-2.47	-1.38	2.48	3.6	-2.88	-1.94	2.48	3.11	3.60
		6545		-2.96	-1.94	2.48	3.07	-3.07	-1.95	2.48	3.02	-3.29	-3.20	2.48	2.25	3.07
	7	6625		-3.78	-3.03	2.48	2.1	-3.41	-3.02	2.48	2.28	-3.60	-3.27	2.48	2.06	2.28
		6705		-3.83	-3.12	2.48	2.03	-3.48	-2.76	2.48	2.39	-3.71	-3.37	2.48	1.95	2.39
		6785		-3.20	-2.97	2.48	2.41	-2.70	-2.27	2.48	3.01	-3.03	-2.80	2.48	2.58	3.01
	8	6865		-2.60	-2.86	-2.94	-2.66	-2.18	-2.77	-2.94	-2.39	-3.34	-3.26	-2.94	-3.23	-2.39
		6945		-1.92	-1.45	-2.94	-1.61	-1.56	-1.10	-2.94	-1.25	-1.93	-1.28	-2.94	-1.52	-1.25
		7025		-2.01	-1.50	-2.94	-1.68	-2.08	-1.18	-2.94	-1.54	-2.90	-2.40	-2.94	-2.57	-1.54

Mode	U-NII Band	Centre Frequency (MHz)	Tones	Average Conducted Output power (dBm)												Max EIRP (dBm)
				RU Index 53				RU Index 56				RU Index 60				
				ANT A (AUX)	ANT B (Main)	Directional Antenna Gain (dBi) Note 4	Total E.I.R.P Note 3	ANT A (AUX)	ANT B (Main)	Directional Antenna Gain (dBi) Note 4	Total E.I.R.P Note 3	ANT A (AUX)	ANT B (Main)	Directional Antenna Gain (dBi) Note 4	Total E.I.R.P Note 3	
802.11ax-HE160 (80L)	5	6025	106T	-2.85	-2.38	3.89	4.29	-1.39	-1.52	3.89	5.45	-0.91	-1.14	3.89	5.88	5.88
		6185		-2.40	-2.58	3.89	4.41	-1.62	-1.58	3.89	5.3	-0.85	-0.58	3.89	6.19	6.19
		6345		-3.24	-3.36	2.48	2.19	-2.50	-1.99	2.48	3.25	-2.06	-1.22	2.48	3.87	3.87
	6	6505		-3.90	-3.00	2.48	2.06	-3.19	-2.49	2.48	2.66	-2.68	-1.74	2.48	3.31	3.31
	7	6665		-5.02	-4.38	2.48	0.8	-4.45	-3.78	2.48	1.39	-3.68	-3.19	2.48	2.06	2.06
		6825		-4.16	-4.18	2.48	1.32	-3.26	-3.06	2.48	2.33	-2.41	-2.40	2.48	3.09	3.09
	8	6985		-3.09	-2.80	-2.94	-2.87	-2.31	-1.88	-2.94	-2.02	-2.13	-1.19	-2.94	-1.56	-1.56

Mode	U-NII Band	Centre Frequency (MHz)	Tones	Average Conducted Output power (dBm)												Max EIRP (dBm)
				RU Index S53				RU Index S56				RU Index S60				
				ANT A (AUX)	ANT B (Main)	Directional Antenna Gain (dBi) Note 4	Total E.I.R.P Note 3	ANT A (AUX)	ANT B (Main)	Directional Antenna Gain (dBi) Note 4	Total E.I.R.P Note 3	ANT A (AUX)	ANT B (Main)	Directional Antenna Gain (dBi) Note 4	Total E.I.R.P Note 3	
802.11ax-HE160 (80H)	5	6025	106T	-0.99	-0.58	3.89	6.12	-1.3	-1.6	3.89	5.45	-2.47	-2.97	3.89	4.19	6.12
		6185		-0.93	-1.35	3.89	5.77	-1.57	-1.74	3.89	5.25	-3.12	-3.21	3.89	3.74	5.77
		6345		-1.71	-1.73	2.48	3.77	-2.97	-2.22	2.48	2.91	-4.6	-3.73	2.48	1.35	3.77
	6	6505		-3.07	-1.77	2.48	3.12	-3.5	-2.68	2.48	2.42	-5.12	-4.13	2.48	0.89	3.12
	7	6665		-3.39	-3.45	2.48	2.07	-3.62	-3.64	2.48	1.86	-5.2	-4.92	2.48	0.43	2.07
		6825		-2.48	-2.35	2.48	3.08	-3.24	-2.9	2.48	2.42	-4.31	-4.27	2.48	1.2	3.08
	8	6985		-2.15	-1.48	-2.94	-1.73	-2.75	-2.21	-2.94	-2.4	-3.94	-4.01	-2.94	-3.9	-1.73

Note: 1. All results have been included cable loss.
2. EIRP limit is 24dBm
3. Total E.I.R.P = Average Conducted Output Power ANT A (AUX) + Average Conducted Output Power ANT B (Main) + Directional gain.
4. According to KDB 662911 D01 d) ii), transmit signals are completely uncorrelated, then
Directional gain = $10 \log[(10^{G1/10} + 10^{G2/10} + \ldots + 10^{GN/10})/N_{ANT}]$ dBi
Directional gain: 5925MHz: $10 \log[(10^{2.9/10} + 10^{4.7/10})/2]$= 3.89dBi /
6525MHz: $10 \log[(10^{3.4/10} + 10^{1.3/10})/2]$= 2.48dBi /7125MHz: $10 \log[(10^{-4.9/10} + 10^{-1.6/10})/2]$= -2.94dBi
The MIMO is uncorrelated and supported SDM(Spatial Division Multiplexing) mode only. This radio device doesn't support beamforming and Cyclic Delay Diversity (CDD).

This test report may be reproduced in full only. The document may only be updated by Audix Technology Corp. personnel. Any changes will be noted in the Document History section of the report.

Audix Technology Corp.
No. 491, Zhongfu Rd., Linkou Dist.,
New Taipei City244, Taiwan
Tel: +886 2 26099301
Fax: +886 2 26099303

Tones: 242T

Mode	U-NII Band	Centre Frequency (MHz)	Tones	Average Conducted Output power (dBm)				Max EIRP (dBm)
				RU Index 61				
				ANT A (AUX)	ANT B (Main)	Directional Antenna Gain (dBi) Note 4	Total E.I.R.P Note 3	
802.11ax-HE20	5	5955	242T	1.83	1.53	3.89	8.58	8.58
		6175		1.87	0.77	3.89	8.26	8.26
		6415		1.84	1.13	2.48	6.99	6.99
	6	6435		1.13	0.86	2.48	6.49	6.49
		6475		1.62	0.87	2.48	6.75	6.75
		6515		1.19	0.43	2.48	6.32	6.32
	7	6535		-0.99	-0.3	2.48	4.86	4.86
		6695		-0.85	-0.86	2.48	4.64	4.64
		6855		0.11	-0.26	-2.94	0	0
	8	6875		-0.18	0.16	-2.94	0.06	0.06
		6995		0.59	1.29	-2.94	1.02	1.02
		7115		-5.06	-4.98	-2.94	-4.95	-4.95

Mode	U-NII Band	Centre Frequency (MHz)	Tones	Average Conducted Output power (dBm)								Max EIRP (dBm)
				RU Index 61				RU Index 62				
				ANT A (AUX)	ANT B (Main)	Directional Antenna Gain (dBi) Note 4	Total E.I.R.P Note 3	ANT A (AUX)	ANT B (Main)	Directional Antenna Gain (dBi) Note 4	Total E.I.R.P Note 3	
802.11ax-HE40	5	5965	242T	1.9	1.22	3.89	8.47	1.59	1.46	3.89	8.43	8.47
		6165		2.13	1.46	3.89	8.71	1.69	1.22	3.89	8.36	8.71
		6405		2.25	1.18	2.48	7.24	2.11	1.39	2.48	7.26	7.26
	6	6445		1.1	0.9	2.48	6.49	1.07	0.89	2.48	6.47	6.49
		6485		1.68	0.97	2.48	6.83	1.79	0.34	2.48	6.62	6.83
	7	6525		1.7	1.01	2.48	6.86	1.86	1.3	2.48	7.08	7.08
		6685		-0.65	-0.51	2.48	4.91	-0.78	-0.75	2.48	4.73	4.91
		6845		0.21	0.08	2.48	5.64	-0.03	-0.09	2.48	5.43	5.64
	8	6885		0.26	0.3	-2.94	0.35	0.25	-0.1	-2.94	0.15	0.35
		7005		0.93	0.88	-2.94	0.98	0.58	0.88	-2.94	0.8	0.98
		7085		1.42	1.8	-2.94	1.68	1.49	1.39	-2.94	1.51	1.68

Note: 1. All results have been included cable loss.
2. EIRP limit is 24dBm
3. Total E.I.R.P = Average Conducted Output Power ANT A (AUX) + Average Conducted Output Power ANT B (Main) + Directional gain.
4. According to KDB 662911 D01 d) ii), transmit signals are completely uncorrelated, then
Directional gain = $10 \log[(10^{G1/10} + 10^{G2/10} + \ldots + 10^{GN/10})/N_{ANT}]$ dBi
Directional gain: 5925MHz: $10 \log[(10^{2.9/10} + 10^{4.7/10})/2]$= 3.89dBi /
6525MHz: $10 \log[(10^{3.4/10} + 10^{1.3/10})/2]$= 2.48dBi /7125MHz: $10 \log[(10^{-4.9/10} + 10^{-1.6/10})/2]$= -2.94dBi
The MIMO is uncorrelated and supported SDM(Spatial Division Multiplexing) mode only. This radio device doesn't support beamforming and Cyclic Delay Diversity (CDD).

This test report may be reproduced in full only. The document may only be updated by Audix Technology Corp. personnel. Any changes will be noted in the Document History section of the report.

Audix Technology Corp.
No. 491, Zhongfu Rd., Linkou Dist.,
New Taipei City244, Taiwan
Tel: +886 2 26099301
Fax: +886 2 26099303

Mode	U-NII Band	Centre Frequency (MHz)	Tones	Average Conducted Output power (dBm)												Max EIRP (dBm)
				RU Index 61				RU Index 62				RU Index 64				
				ANT A (AUX)	ANT B (Main)	Directional Antenna Gain (dBi) Note 4	Total E.I.R.P Note 3	ANT A (AUX)	ANT B (Main)	Directional Antenna Gain (dBi) Note 4	Total E.I.R.P Note 3	ANT A (AUX)	ANT B (Main)	Directional Antenna Gain (dBi) Note 4	Total E.I.R.P Note 3	
802.11ax-HE80	5	5985	242T	1.79	2.03	3.89	8.81	2.25	1.31	3.89	8.71	1.77	1.51	3.89	8.54	8.81
		6145		2.04	0.95	3.89	8.43	1.65	1.73	3.89	8.59	2.24	1.36	3.89	8.72	8.72
		6385		2.06	1.74	2.48	7.39	2.38	1.6	2.48	7.5	2.29	1.43	2.48	7.37	7.50
	6	6465		1.76	1.08	2.48	6.92	2.22	1.21	2.48	7.23	1.5	0.47	2.48	6.51	7.23
		6545		1.65	0.7	2.48	6.69	2.35	1.63	2.48	7.5	1.75	1.56	2.48	7.15	7.50
	7	6625		-1.45	-0.57	2.48	4.5	-0.33	-0.33	2.48	5.16	-0.89	-0.66	2.48	4.72	5.16
		6705		-1.25	-0.92	2.48	4.41	-0.25	-0.33	2.48	5.2	-1.1	-1.01	2.48	4.44	5.20
		6785		0.24	-0.25	2.48	5.49	0.51	0.16	2.48	5.83	-0.35	-0.02	2.48	5.31	5.83
	8	6865		0.13	-0.53	-2.94	-0.12	0.78	0.38	-2.94	0.65	-0.2	0	-2.94	-0.03	0.65
		6945		0.54	1.24	-2.94	0.97	1.21	1.83	-2.94	1.6	0.58	1.77	-2.94	1.29	1.60
		7025		-0.01	0.65	-2.94	0.4	0.74	1.15	-2.94	1.02	-0.11	0.81	-2.94	0.44	1.02

Mode	U-NII Band	Centre Frequency (MHz)	Tones	Average Conducted Output power (dBm)												Max EIRP (dBm)
				RU Index 61				RU Index 62				RU Index 64				
				ANT A (AUX)	ANT B (Main)	Directional Antenna Gain (dBi) Note 4	Total E.I.R.P Note 3	ANT A (AUX)	ANT B (Main)	Directional Antenna Gain (dBi) Note 4	Total E.I.R.P Note 3	ANT A (AUX)	ANT B (Main)	Directional Antenna Gain (dBi) Note 4	Total E.I.R.P Note 3	
802.11ax-HE160 (80L)	5	6025	242T	1.91	1.46	3.89	8.59	2.03	1.87	3.89	8.85	2.01	1.23	3.89	8.54	8.85
		6185		2.26	1.56	3.89	8.82	2.26	1.51	3.89	8.8	1.98	1.4	3.89	8.6	8.82
		6345		2.13	1.82	2.48	7.47	2.17	2.46	2.48	7.81	1.7	1.49	2.48	7.09	7.81
	6	6505		1.25	1	2.48	6.62	2.35	1.89	2.48	7.62	1.83	0.95	2.48	6.9	7.62
	7	6665		-0.9	-0.74	2.48	4.67	-0.61	0.1	2.48	5.25	0.3	0.4	2.48	5.84	5.84
		6825		-0.48	-0.47	2.48	5.02	0.58	0.39	2.48	5.98	1.68	1.24	2.48	6.96	6.96
	8	6985		0.2	1.09	-2.94	0.74	1.12	1.43	-2.94	1.35	1.72	2.78	-2.94	2.35	2.35

Mode	U-NII Band	Centre Frequency (MHz)	Tones	Average Conducted Output power (dBm)												Max EIRP (dBm)
				RU Index S61				RU Index S62				RU Index S64				
				ANT A (AUX)	ANT B (Main)	Directional Antenna Gain (dBi) Note 4	Total E.I.R.P Note 3	ANT A (AUX)	ANT B (Main)	Directional Antenna Gain (dBi) Note 4	Total E.I.R.P Note 3	ANT A (AUX)	ANT B (Main)	Directional Antenna Gain (dBi) Note 4	Total E.I.R.P Note 3	
802.11ax-HE160 (80H)	5	6025	242T	1.7	1.02	3.89	8.27	1.71	1.59	3.89	8.55	1.83	1.11	3.89	8.39	8.55
		6185		2.08	1.49	3.89	8.7	2.09	1.43	3.89	8.67	2.05	1.45	3.89	8.66	8.70
		6345		2.28	1.65	2.48	7.47	1.97	1.75	2.48	7.35	2.18	1.37	2.48	7.28	7.47
	6	6505		1.26	0.9	2.48	6.57	1.93	1.13	2.48	7.04	2.07	1.63	2.48	7.35	7.35
	7	6665		0.3	0.72	2.48	6.01	0.65	0.2	2.48	5.92	-1.26	-1.07	2.48	4.33	6.01
		6825		1.26	1.53	2.48	6.89	1.27	1.43	2.48	6.84	0.04	-0.51	2.48	5.26	6.89
	8	6985		2.83	2.21	-2.94	2.6	1.45	2.49	-2.94	2.07	0.23	0.99	-2.94	0.7	2.60

Note: 1. All results have been included cable loss.
2. EIRP limit is 24dBm
3. Total E.I.R.P = Average Conducted Output Power ANT A (AUX) + Average Conducted Output Power ANT B (Main) + Directional gain.
4. According to KDB 662911 D01 d) ii), transmit signals are completely uncorrelated, then
Directional gain = $10 \log[(10^{G1/10} + 10^{G2/10} + \ldots + 10^{GN/10})/N_{ANT}]$ dBi
Directional gain: 5925MHz: $10 \log[(10^{2.9/10} + 10^{4.7/10})/2]$= 3.89dBi /
6525MHz: $10 \log[(10^{3.4/10} + 10^{1.3/10})/2]$= 2.48dBi /7125MHz: $10 \log[(10^{-4.9/10} + 10^{-1.6/10})/2]$= -2.94dBi
The MIMO is uncorrelated and supported SDM(Spatial Division Multiplexing) mode only. This radio device doesn't support beamforming and Cyclic Delay Diversity (CDD).

This test report may be reproduced in full only. The document may only be updated by Audix Technology Corp. personnel. Any changes will be noted in the Document History section of the report.

Audix Technology Corp.
No. 491, Zhongfu Rd., Linkou Dist.,
New Taipei City244, Taiwan
Tel: +886 2 26099301
Fax: +886 2 26099303

Tones: 484T

Mode	U-NII Band	Centre Frequency (MHz)	Tones	Average Conducted Output power (dBm)				Max EIRP (dBm)
				RU Index 65				
				ANT A (AUX)	ANT B (Main)	Directional Antenna Gain (dBi) Note 4	Total E.I.R.P Note 3	
802.11ax-HE40	5	5965	484T	5.18	4.63	3.89	11.81	11.81
		6165		5.09	4.79	3.89	11.84	11.84
		6405		5.13	4.38	2.48	10.26	10.26
	6	6445		4.77	4.37	2.48	10.06	10.06
		6485		5.12	4.84	2.48	10.47	10.47
	7	6525		5.15	4.78	2.48	10.46	10.46
		6685		4.2	3.7	2.48	9.45	9.45
		6845		4.51	3.32	2.48	9.45	9.45
	8	6885		4.23	3.61	-2.94	4	4.00
		7005		4.33	3.8	-2.94	4.14	4.14
		7085		4.48	3.59	-2.94	4.13	4.13

Mode	U-NII Band	Centre Frequency (MHz)	Tones	Average Conducted Output power (dBm)								Max EIRP (dBm)
				RU Index 65				RU Index 66				
				ANT A (AUX)	ANT B (Main)	Directional Antenna Gain (dBi) Note 4	Total E.I.R.P Note 3	ANT A (AUX)	ANT B (Main)	Directional Antenna Gain (dBi) Note 4	Total E.I.R.P Note 3	
802.11ax-HE80	5	5985	484T	5.44	5.05	3.89	12.15	5.06	4.43	3.89	11.66	12.15
		6145		4.78	4.9	3.89	11.74	5.44	4.54	3.89	11.91	11.91
		6385		5.38	4.87	2.48	10.62	5.26	4.65	2.48	10.46	10.62
	6	6465		4.87	4.25	2.48	10.06	5.32	4.46	2.48	10.4	10.40
		6545		5.25	4.5	2.48	10.38	5.21	4.82	2.48	10.51	10.51
	7	6625		4.55	3.79	2.48	9.68	3.87	3.91	2.48	9.38	9.68
		6705		4.03	3.51	2.48	9.27	4.13	3.85	2.48	9.48	9.48
		6785		3.85	3.42	2.48	9.13	4.33	3.37	2.48	9.37	9.37
	8	6865		4.65	3.6	-2.94	4.23	4.16	3.72	-2.94	4.02	4.23
		6945		4.49	3.32	-2.94	4.01	4.23	3.62	-2.94	4.01	4.01
		7025		3.96	3.53	-2.94	3.82	4.43	3.88	-2.94	4.23	4.23

Note: 1. All results have been included cable loss.
2. EIRP limit is 24dBm
3. Total E.I.R.P = Average Conducted Output Power ANT A (AUX) + Average Conducted Output Power ANT B (Main) + Directional gain.
4. According to KDB 662911 D01 d) ii), transmit signals are completely uncorrelated, then
Directional gain = $10 \log[(10^{G1/10} + 10^{G2/10} + \ldots + 10^{GN/10})/N_{ANT}]$ dBi
Directional gain: 5925MHz: $10 \log[(10^{2.9/10} + 10^{4.7/10})/2] = 3.89$dBi /
6525MHz: $10 \log[(10^{3.4/10} + 10^{1.3/10})/2] = 2.48$dBi /7125MHz: $10 \log[(10^{-4.9/10} + 10^{-1.6/10})/2] = -2.94$dBi
The MIMO is uncorrelated and supported SDM(Spatial Division Multiplexing) mode only. This radio device doesn't support beamforming and Cyclic Delay Diversity (CDD).

This test report may be reproduced in full only. The document may only be updated by Audix Technology Corp. personnel. Any changes will be noted in the Document History section of the report.

Audix Technology Corp.
No. 491, Zhongfu Rd., Linkou Dist.,
New Taipei City244, Taiwan
Tel: +886 2 26099301
Fax: +886 2 26099303

Mode	U-NII Band	Centre Frequency (MHz)	Tones	Average Conducted Output power (dBm)								Max EIRP (dBm)
				RU Index 65				RU Index 66				
				ANT A (AUX)	ANT B (Main)	Directional Antenna Gain (dBi) Note 4	Total E.I.R.P Note 3	ANT A (AUX)	ANT B (Main)	Directional Antenna Gain (dBi) Note 4	Total E.I.R.P Note 3	
802.11ax-HE160 (80L)	5	6025	484T	4.88	4.94	3.89	11.81	4.93	4.74	3.89	11.74	11.81
		6185		4.89	4.37	3.89	11.54	5.3	4.97	3.89	12.04	12.04
		6345		5.13	4.76	2.48	10.44	5.08	4.91	2.48	10.49	10.49
	6	6505		5.07	4.5	2.48	10.28	5.45	4.74	2.48	10.6	10.60
	7	6665		4.89	4.2	2.48	10.05	4.36	4.06	2.48	9.7	10.05
		6825		4.31	3.99	2.48	9.64	4.66	3.98	2.48	9.82	9.82
	8	6985		4.43	3.7	-2.94	4.15	4.23	3.83	-2.94	4.1	4.15

Mode	U-NII Band	Centre Frequency (MHz)	Tones	Average Conducted Output power (dBm)								Max EIRP (dBm)
				RU Index S65				RU Index S66				
				ANT A (AUX)	ANT B (Main)	Directional Antenna Gain (dBi) Note 4	Total E.I.R.P Note 3	ANT A (AUX)	ANT B (Main)	Directional Antenna Gain (dBi) Note 4	Total E.I.R.P Note 3	
802.11ax-HE160 (80H)	5	6025	484T	5.05	4.26	3.89	11.57	5.4	4.32	3.89	11.79	11.79
		6185		5.29	4.42	3.89	11.78	5.18	4.53	3.89	11.77	11.78
		6345		4.87	4.57	2.48	10.21	5.12	4.98	2.48	10.54	10.54
	6	6505		4.82	4.53	2.48	10.17	5.5	4.75	2.48	10.63	10.63
	7	6665		4.03	3.78	2.48	9.4	4.29	3.62	2.48	9.46	9.46
		6825		4.49	4.24	2.48	9.86	4.84	3.6	2.48	9.75	9.86
	8	6985		4.65	3.91	-2.94	4.37	4.94	4.07	-2.94	4.6	4.60

Note: 1. All results have been included cable loss.
2. EIRP limit is 24dBm
3. Total E.I.R.P = Average Conducted Output Power ANT A (AUX) + Average Conducted Output Power ANT B (Main) + Directional gain.
4. According to KDB 662911 D01 d) ii), transmit signals are completely uncorrelated, then
Directional gain = $10 \log[(10^{G1/10} + 10^{G2/10} + \ldots + 10^{GN/10})/N_{ANT}]$ dBi
Directional gain: 5925MHz: $10 \log[(10^{2.9/10} + 10^{4.7/10})/2] = 3.89$dBi /
6525MHz: $10 \log[(10^{3.4/10} + 10^{1.3/10})/2] = 2.48$dBi /7125MHz: $10 \log[(10^{-4.9/10} + 10^{-1.6/10})/2] = -2.94$dBi
The MIMO is uncorrelated and supported SDM(Spatial Division Multiplexing) mode only. This radio device doesn't support beamforming and Cyclic Delay Diversity (CDD).

This test report may be reproduced in full only. The document may only be updated by Audix Technology Corp. personnel. Any changes will be noted in the Document History section of the report.

Audix Technology Corp.
No. 491, Zhongfu Rd., Linkou Dist.,
New Taipei City244, Taiwan
Tel: +886 2 26099301
Fax: +886 2 26099303

Tones: 996T

Mode	U-NII Band	Centre Frequency (MHz)	Tones	Average Conducted Output power (dBm)				Max EIRP (dBm)
				RU Index 67				
				ANT A (AUX)	ANT B (Main)	Directional Antenna Gain (dBi) Note 4	Total E.I.R.P Note 3	
802.11ax-HE80	5	5985	996T	7.5	6.11	3.89	13.76	13.76
		6145		6.94	6.16	3.89	13.47	13.47
		6385		7.4	7.27	2.48	12.83	12.83
	6	6465		7.24	6.78	2.48	12.51	12.51
		6545		6.86	7.11	2.48	12.48	12.48
	7	6625		6.44	6.54	2.48	11.98	11.98
		6705		5.99	5.83	2.48	11.4	11.40
		6785		5.76	5.75	2.48	11.25	11.25
	8	6865		5.43	5.57	-2.94	5.57	5.57
		6945		5.28	5.42	-2.94	5.42	5.42
		7025		5.56	5.81	-2.94	5.76	5.76

Mode	U-NII Band	Centre Frequency (MHz)	Tones	Average Conducted Output power (dBm)								Max EIRP (dBm)
				RU Index 67				RU Index S67				
				ANT A (AUX)	ANT B (Main)	Directional Antenna Gain (dBi) Note 4	Total E.I.R.P Note 3	ANT A (AUX)	ANT B (Main)	Directional Antenna Gain (dBi) Note 4	Total E.I.R.P Note 3	
802.11ax-HE160	5	6025	996T	7.54	6.03	3.89	13.75	6.92	5.94	3.89	13.36	13.75
		6185		7.06	6.34	3.89	13.62	7.04	6.65	3.89	13.75	13.75
		6345		7.13	6.9	2.48	12.51	7.44	7.36	2.48	12.89	12.89
	6	6505		7.21	6.81	2.48	12.5	6.94	7.16	2.48	12.54	12.54
	7	6665		6.27	6.66	2.48	11.96	6.03	6.04	2.48	11.53	11.96
		6825		5.82	5.96	2.48	11.38	5.47	5.89	2.48	11.18	11.38
	8	6985		5.4	5.86	-2.94	5.71	5.77	6.01	-2.94	5.96	5.96

Note: 1. All results have been included cable loss.
2. EIRP limit is 24dBm
3. Total E.I.R.P = Average Conducted Output Power ANT A (AUX) + Average Conducted Output Power ANT B (Main) + Directional gain.
4. According to KDB 662911 D01 d) ii), transmit signals are completely uncorrelated, then
Directional gain = $10 \log[(10^{G1/10} + 10^{G2/10} + \ldots + 10^{GN/10})/N_{ANT}]$ dBi
Directional gain: 5925MHz: $10 \log[(10^{2.9/10} + 10^{4.7/10})/2]$= 3.89dBi /
6525MHz: $10 \log[(10^{3.4/10} + 10^{1.3/10})/2]$= 2.48dBi /7125MHz: $10 \log[(10^{-4.9/10} + 10^{-1.6/10})/2]$= -2.94dBi
The MIMO is uncorrelated and supported SDM(Spatial Division Multiplexing) mode only. This radio device doesn't support beamforming and Cyclic Delay Diversity (CDD).

This test report may be reproduced in full only. The document may only be updated by Audix Technology Corp. personnel. Any changes will be noted in the Document History section of the report.