Audix Technology Corp.
No. 491, Zhongfu Rd., Linkou Dist.,
New Taipei City244, Taiwan
Tel: +886 2 26099301
Fax: +886 2 26099303

TABLE OF CONTENTS

A.1 CONDUCTED EMISSION 2
A.2 RADIATED EMISSION 4
A.2.1 Emissions within Restricted Frequency Bands 4
A.2.2 Emissions outside the frequency band: 13
A.2.3 Emissions in Non-restricted Frequency Bands: 14
A.3 20dB BANDWIDTH 15
A.3.1 20dB Bandwidth Result 15
A.3.2 Measurement Plots 16
A.4 CARRIER FREQUENCY SEPARATION 17
A.5 TIME OF OCCUPANCY 19
A.5.1 Time of Occupancy 19
A.6 NUMBER OF HOPPING CHANNELS 29
A.7 MAXIMUM PEAK OUTPUT POWER 30
A.7.1 Maximum Peak Output Power 30
A.7.2 Measurement Plots 31
A.8 EMISSION LIMITATIONS MEASUREMENT 32
A.8.1 Band Edge 32
A.8.2 Spurious Emission 34

This test report may be reproduced in full only. The document may only be updated by Audix Technology Corp. personnel. Any changes will be noted in the Document History section of the report.

Audix Technology Corp.
No. 491, Zhongfu Rd., Linkou Dist.,
New Taipei City244, Taiwan

Tel: +886 2 26099301
Fax: +886 2 26099303

A.1 CONDUCTED EMISSION

Test Date	2023/02/08	Temp./Hum.	23℃/60%
Test Voltage	AC 120V 60Hz (Via AC Adapter)	Tested By	Joe kuo

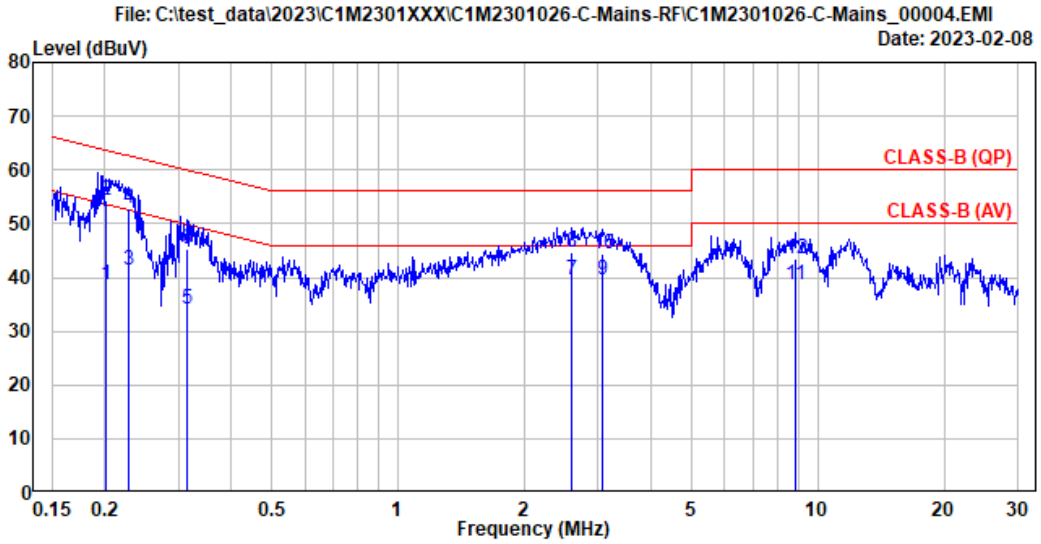

Site No. : No.8 Shielded Room
Instrument 1 : Receiver ESR(774)
Instrument 2 : ENV432 (567)(A)|CE-08|ESH3-Z2 (354)
Limit : CLASS-B (QP)
Environment : 23*C/60%
EUT Model : 15Z90RT
Test Mode : Operating

Data No. : 4
Phase : Neutral
Test Rating : 120Vac/60Hz
Engineer : Joe_Kuo

	Freq. (MHz)	AMN Factor (dB)	Cable Loss (dB)	Pulse Att. (dB)	Reading (dBμV)	Emission Level (dBμV)	Limits (dBμV)	Margin (dB)	Remark
1	0.201	10.32	0.03	9.85	18.32	38.52	53.56	15.04	Average
2	0.201	10.32	0.03	9.85	34.08	54.28	63.56	9.28	QP
3	0.229	10.32	0.03	9.85	21.23	41.43	52.48	11.05	Average
4	0.229	10.32	0.03	9.85	32.57	52.77	62.48	9.71	QP
5	0.315	10.32	0.03	9.85	13.93	34.13	49.83	15.70	Average
6	0.315	10.32	0.03	9.85	25.06	45.26	59.83	14.57	QP
7	2.596	10.38	0.07	9.86	19.35	39.66	46.00	6.34	Average
8	2.596	10.38	0.07	9.86	24.51	44.82	56.00	11.18	QP
9	3.060	10.38	0.07	9.86	19.31	39.62	46.00	6.38	Average
10	3.060	10.38	0.07	9.86	24.05	44.36	56.00	11.64	QP
11	8.847	10.60	0.13	9.88	17.91	38.52	50.00	11.48	Average
12	8.847	10.60	0.13	9.88	22.77	43.38	60.00	16.62	QP

Remarks: 1. Emission Level(dBμV)= AMN Factor(dB) + Cable Loss(dB) + Pulse Att.(dB) + Reading(dBμV).

This test report may be reproduced in full only. The document may only be updated by Audix Technology Corp. personnel. Any changes will be noted in the Document History section of the report.

Audix Technology Corp.
No. 491, Zhongfu Rd., Linkou Dist.,
New Taipei City244, Taiwan

Tel: +886 2 26099301
Fax: +886 2 26099303

Test Date	2023/02/08	Temp./Hum.	23℃/60%
Test Voltage	AC 120V 60Hz (Via AC Adapter)	Tested By	Joe kuo

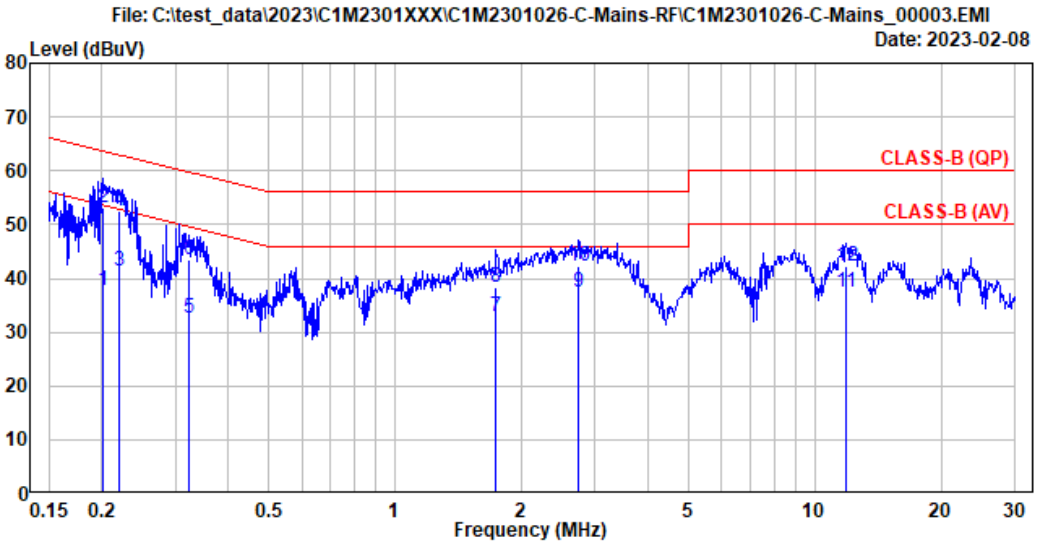

Site No. : No.8 Shielded Room
Instrument 1 : Receiver ESR(774)
Instrument 2 : ENV432 (567)(A)|CE-08|ESH3-Z2 (354)
Limit : CLASS-B (QP)
Environment : 23*C/60%
EUT Model : 15Z90RT
Test Mode : Operating

Data No. : 3
Phase : Line
Test Rating : 120Vac/60Hz
Engineer : Joe_Kuo

	Freq. (MHz)	AMN Factor (dB)	Cable Loss (dB)	Pulse Att. (dB)	Reading (dBμV)	Emission Level (dBμV)	Limits (dBμV)	Margin (dB)	Remark
1	0.202	10.22	0.03	9.85	17.67	37.77	53.52	15.75	Average
2	0.202	10.22	0.03	9.85	33.07	53.17	63.52	10.35	QP
3	0.220	10.22	0.03	9.85	21.13	41.23	52.81	11.58	Average
4	0.220	10.22	0.03	9.85	32.37	52.47	62.81	10.34	QP
5	0.322	10.22	0.03	9.85	12.46	32.56	49.67	17.11	Average
6	0.322	10.22	0.03	9.85	23.50	43.60	59.67	16.07	QP
7	1.742	10.25	0.06	9.86	12.81	32.98	46.00	13.02	Average
8	1.742	10.25	0.06	9.86	18.25	38.42	56.00	17.58	QP
9	2.742	10.26	0.07	9.86	17.21	37.40	46.00	8.60	Average
10	2.742	10.26	0.07	9.86	22.19	42.38	56.00	13.62	QP
11	11.871	10.47	0.15	9.90	16.76	37.28	50.00	12.72	Average
12	11.871	10.47	0.15	9.90	21.63	42.15	60.00	17.85	QP

Remarks: 1. Emission Level(dBμV)= AMN Factor(dB) + Cable Loss(dB) + Pulse Att.(dB) + Reading(dBμV).

This test report may be reproduced in full only. The document may only be updated by Audix Technology Corp. personnel. Any changes will be noted in the Document History section of the report.

Audix Technology Corp.
No. 491, Zhongfu Rd., Linkou Dist.,
New Taipei City244, Taiwan
Tel: +886 2 26099301
Fax: +886 2 26099303

A.2 RADIATED EMISSION

Test Date	2023/02/02 ~ 08	Temp./Hum.	18 ~ 20°C/68 ~ 77%
Test Voltage	AC 120V 60Hz (Via AC Adapter)	Tested By	Hua Wu

A.2.1 Emissions within Restricted Frequency Bands

A.2.1.1 Frequency 9kHz~30MHz

The emissions (9kHz~30MHz) not reported for there is no emission be found.

A.2.1.2 Frequency Below 1GHz

Mode	GFSK	Frequency	TX 2480MHz

Antenna at Horizontal Polarization

Emission Frequency (MHz)	Antenna Factor (dB/m)	Cable Loss (dB)	Preamp Gain (dB)	Read Level (dBμV)	Emission Level (dBμV/m)	Limits (dBμV/m)	Margin (dB)	Detector
31.940	22.88	1.46	26.49	35.13	32.98	40.00	7.02	Peak
112.450	17.61	2.76	26.21	33.70	27.87	43.50	15.63	Peak
154.160	16.66	3.24	25.98	38.93	32.85	43.50	10.65	Peak
366.590	20.92	5.55	26.19	31.90	32.18	46.00	13.82	Peak
497.540	23.43	6.74	27.11	32.98	36.03	46.00	9.97	Peak
636.250	24.52	7.30	27.41	33.21	37.62	46.00	8.38	Peak

Antenna at Vertical Polarization

Emission Frequency (MHz)	Antenna Factor (dB/m)	Cable Loss (dB)	Preamp Gain (dB)	Read Level (dBμV)	Emission Level (dBμV/m)	Limits (dBμV/m)	Margin (dB)	Detector
33.880	22.50	1.50	0.00	14.52	38.53	40.00	1.47	QP
49.400	14.45	1.82	26.46	47.47	37.28	40.00	2.72	Peak
150.280	16.87	3.20	26.00	38.41	32.49	43.50	11.01	Peak
294.810	19.23	4.65	25.62	32.05	30.31	46.00	15.69	Peak
391.810	21.44	5.84	26.38	32.13	33.04	46.00	12.96	Peak
485.900	23.25	6.65	27.04	33.84	36.71	46.00	9.29	Peak

This test report may be reproduced in full only. The document may only be updated by Audix Technology Corp. personnel. Any changes will be noted in the Document History section of the report.

Audix Technology Corp.
No. 491, Zhongfu Rd., Linkou Dist.,
New Taipei City244, Taiwan
Tel: +886 2 26099301
Fax: +886 2 26099303

A.2.1.3 Frequency Above 1 GHz to 10th harmonics

Band Edge:

Mode	GFSK	Frequency	TX 2402MHz

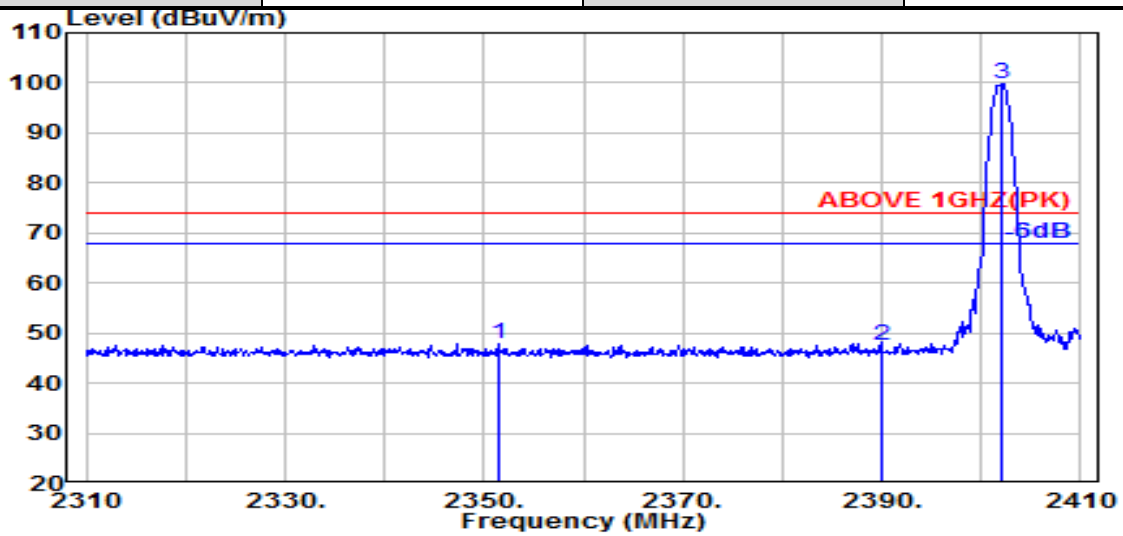

Antenna at Horizontal Polarization

	Emission Frequency (MHz)	Antenna Factor (dB/m)	Cable Loss (dB)	Preamp Gain (dB)	Read Level (dBμV)	Emission Level (dBμV/m)	Limits (dBμV/m)	Margin (dB)	Detector
	2351.400	32.00	5.66	34.50	44.83	47.99	74.00	26.01	Peak
	2390.000	32.00	5.72	34.51	44.38	47.59	74.00	26.41	Peak
@	2402.100	32.00	5.74	34.51	96.43	99.66	---	---	Peak

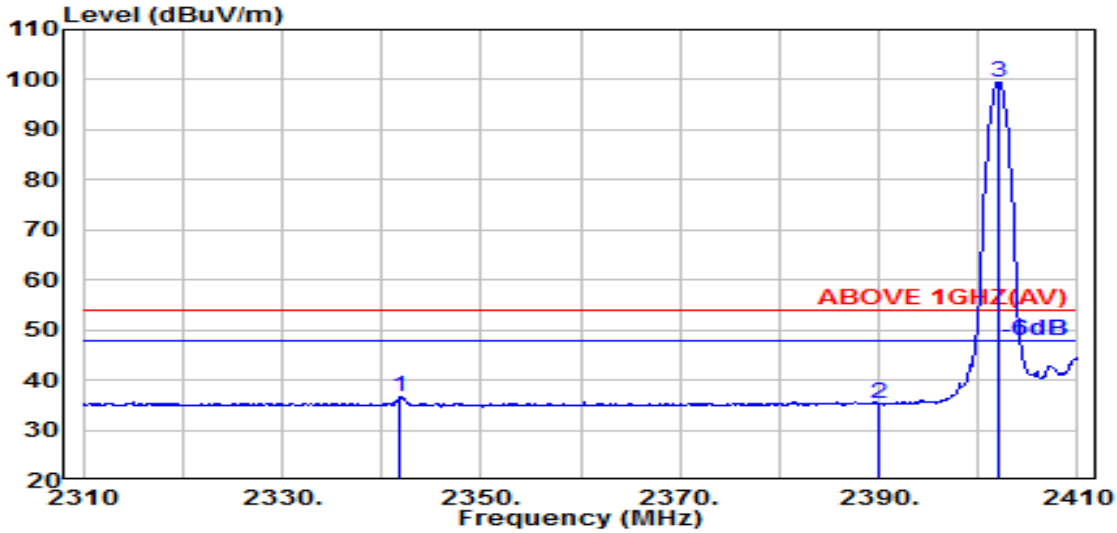

Antenna at Horizontal Polarization

	Emission Frequency (MHz)	Antenna Factor (dB/m)	Cable Loss (dB)	Preamp Gain (dB)	Read Level (dBμV)	Emission Level (dBμV/m)	Limits (dBμV/m)	Margin (dB)	Detector
	2341.900	32.03	5.65	34.50	33.36	36.54	54.00	17.46	Average
	2390.000	32.00	5.72	34.51	32.14	35.36	54.00	18.64	Average
@	2402.000	32.00	5.74	34.51	96.29	99.52	---	---	Average

Remark: The "@" means fundamental frequency, it is ignored in this section.

This test report may be reproduced in full only. The document may only be updated by Audix Technology Corp. personnel. Any changes will be noted in the Document History section of the report.

Audix Technology Corp.
No. 491, Zhongfu Rd., Linkou Dist.,
New Taipei City244, Taiwan
Tel: +886 2 26099301
Fax: +886 2 26099303

Mode	GFSK	Frequency	TX 2402MHz

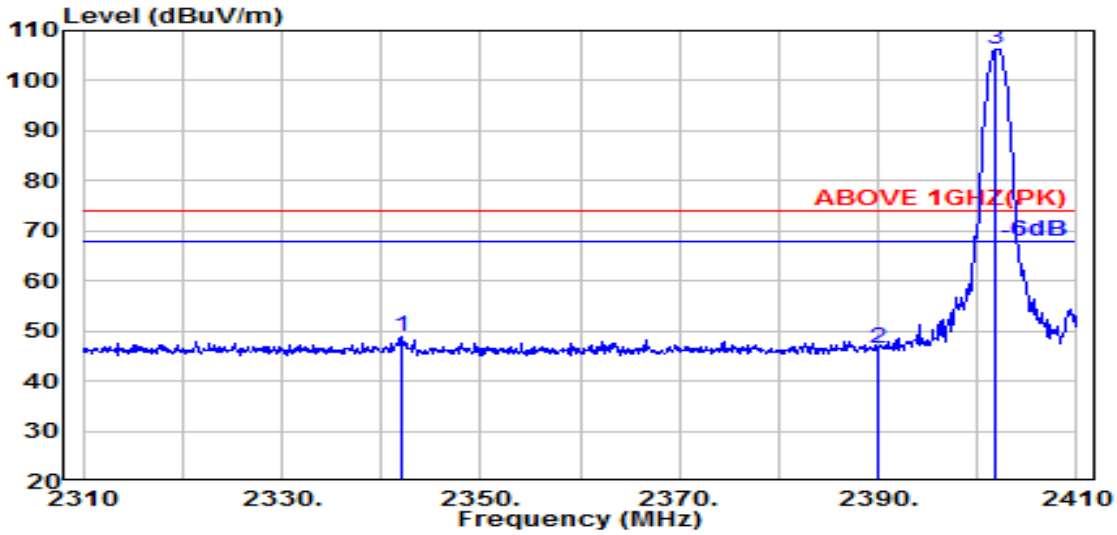

Antenna at Vertical Polarization

	Emission Frequency (MHz)	Antenna Factor (dB/m)	Cable Loss (dB)	Preamp Gain (dB)	Read Level (dBμV)	Emission Level (dBμV/m)	Limits (dBμV/m)	Margin (dB)	Detector
	2342.000	32.03	5.65	34.50	45.55	48.73	74.00	25.27	Peak
	2390.000	32.00	5.72	34.51	43.19	46.41	74.00	27.59	Peak
@	2401.800	32.00	5.74	34.51	102.95	106.18	---	---	Peak

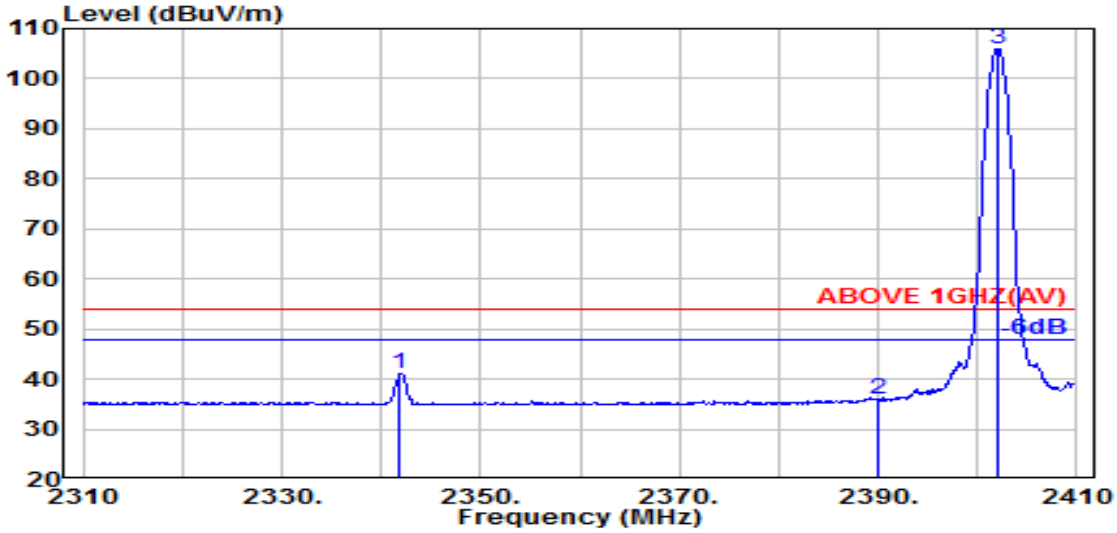

Antenna at Vertical Polarization

	Emission Frequency (MHz)	Antenna Factor (dB/m)	Cable Loss (dB)	Preamp Gain (dB)	Read Level (dBμV)	Emission Level (dBμV/m)	Limits (dBμV/m)	Margin (dB)	Detector
	2341.900	32.03	5.65	34.50	37.99	41.17	54.00	12.83	Average
	2390.000	32.00	5.72	34.51	32.81	36.03	54.00	17.97	Average
@	2402.100	32.00	5.74	34.51	102.79	106.02	---	---	Average

Remark: The "@" means fundamental frequency, it is ignored in this section.

This test report may be reproduced in full only. The document may only be updated by Audix Technology Corp. personnel. Any changes will be noted in the Document History section of the report.

Audix Technology Corp.
No. 491, Zhongfu Rd., Linkou Dist.,
New Taipei City244, Taiwan
Tel: +886 2 26099301
Fax: +886 2 26099303

Mode	GFSK	Frequency	TX 2480MHz

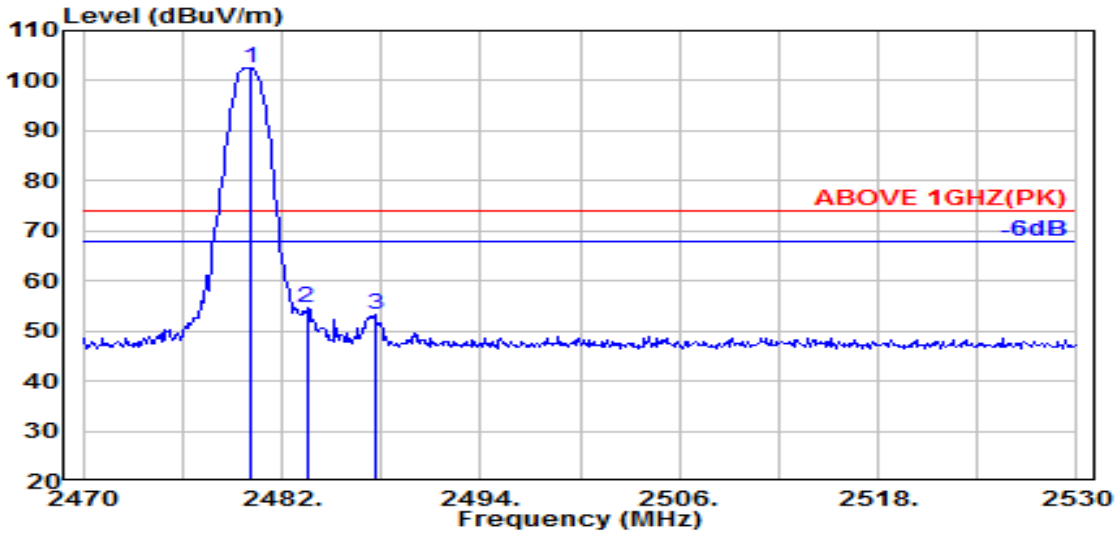

Antenna at Horizontal Polarization

Emission Frequency (MHz)	Antenna Factor (dB/m)	Cable Loss (dB)	Preamp Gain (dB)	Read Level (dBμV)	Emission Level (dBμV/m)	Limits (dBμV/m)	Margin (dB)	Detector
@ 2480.100	32.36	5.86	34.53	98.88	102.57	---	---	Peak
2483.500	32.40	5.87	34.53	50.95	54.69	74.00	19.31	Peak
2487.600	32.45	5.87	34.53	49.62	53.42	74.00	20.58	Peak

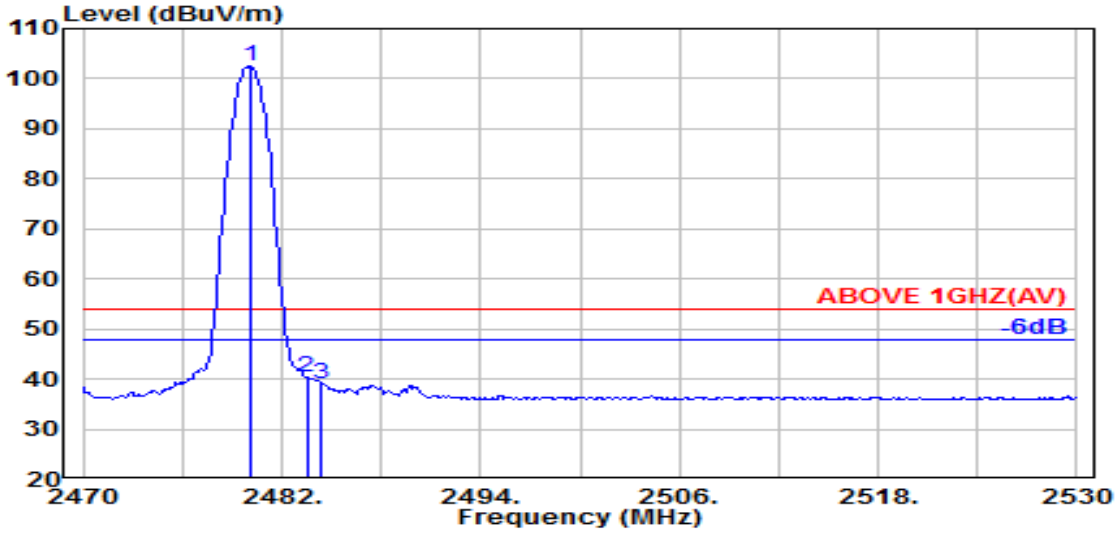

Antenna at Horizontal Polarization

Emission Frequency (MHz)	Antenna Factor (dB/m)	Cable Loss (dB)	Preamp Gain (dB)	Read Level (dBμV)	Emission Level (dBμV/m)	Limits (dBμV/m)	Margin (dB)	Detector
@ 2480.100	32.36	5.86	34.53	98.77	102.46	---	---	Average
2483.500	32.40	5.87	34.53	36.47	40.21	54.00	13.79	Average
2484.400	32.41	5.87	34.53	35.34	39.10	54.00	14.90	Average

Remark: The "@" means fundamental frequency, it is ignored in this section.

This test report may be reproduced in full only. The document may only be updated by Audix Technology Corp. personnel. Any changes will be noted in the Document History section of the report.

Audix Technology Corp.
No. 491, Zhongfu Rd., Linkou Dist.,
New Taipei City244, Taiwan
Tel: +886 2 26099301
Fax: +886 2 26099303

Mode	GFSK	Frequency	TX 2480MHz

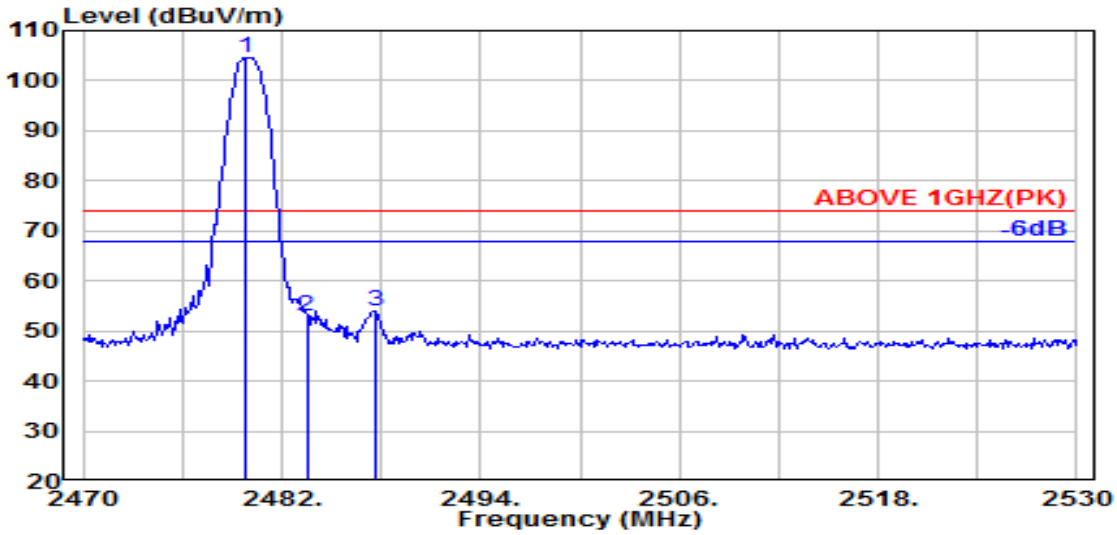

Antenna at Vertical Polarization

Emission Frequency (MHz)	Antenna Factor (dB/m)	Cable Loss (dB)	Preamp Gain (dB)	Read Level (dBμV)	Emission Level (dBμV/m)	Limits (dBμV/m)	Margin (dB)	Detector
@ 2479.800	32.36	5.86	34.53	100.90	104.59	---	---	Peak
2483.500	32.40	5.87	34.53	49.08	52.82	74.00	21.18	Peak
2487.600	32.45	5.87	34.53	50.29	54.09	74.00	19.91	Peak

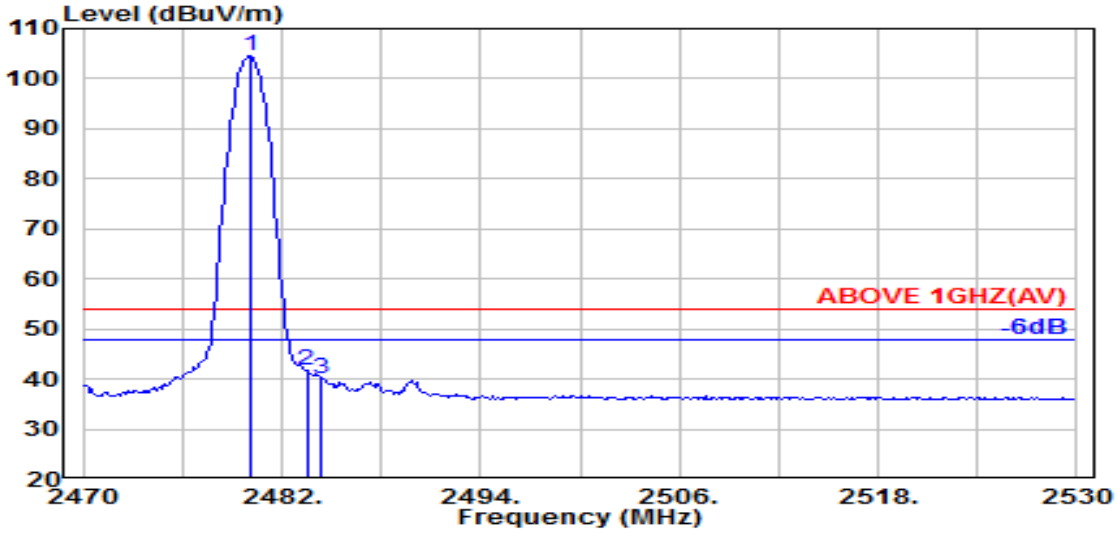

Antenna at Vertical Polarization

Emission Frequency (MHz)	Antenna Factor (dB/m)	Cable Loss (dB)	Preamp Gain (dB)	Read Level (dBμV)	Emission Level (dBμV/m)	Limits (dBμV/m)	Margin (dB)	Detector
@ 2480.100	32.36	5.86	34.53	100.74	104.44	---	---	Average
2483.500	32.40	5.87	34.53	38.08	41.82	54.00	12.18	Average
2484.400	32.41	5.87	34.53	36.41	40.16	54.00	13.84	Average

Remark: The "@" means fundamental frequency, it is ignored in this section.

This test report may be reproduced in full only. The document may only be updated by Audix Technology Corp. personnel. Any changes will be noted in the Document History section of the report.

Audix Technology Corp.
No. 491, Zhongfu Rd., Linkou Dist.,
New Taipei City244, Taiwan
Tel: +886 2 26099301
Fax: +886 2 26099303

Mode	8-DPSK	Frequency	TX 2402MHz

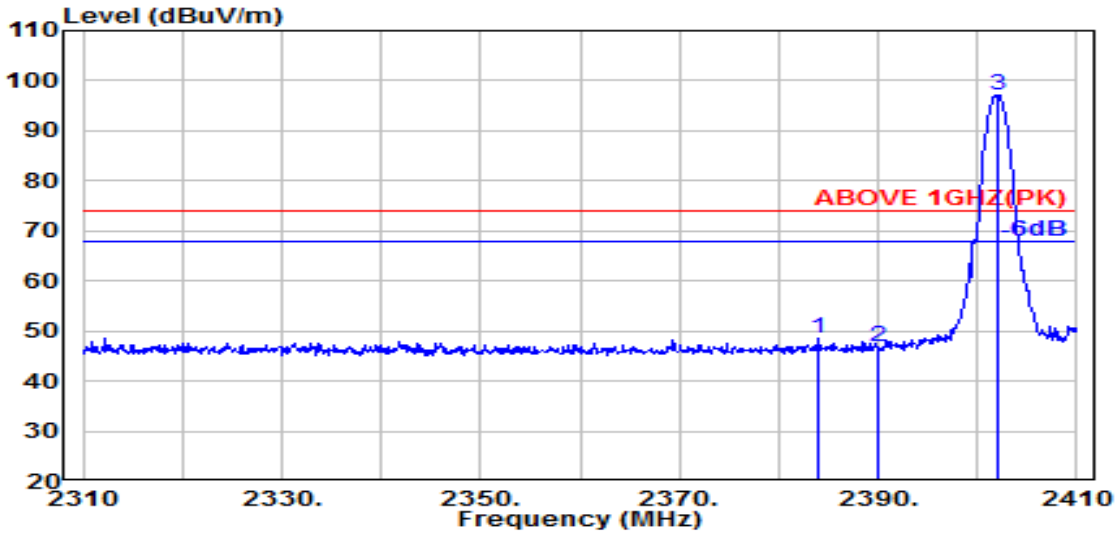

Antenna at Horizontal Polarization

	Emission Frequency (MHz)	Antenna Factor (dB/m)	Cable Loss (dB)	Preamp Gain (dB)	Read Level (dBμV)	Emission Level (dBμV/m)	Limits (dBμV/m)	Margin (dB)	Detector
	2384.100	32.00	5.71	34.51	45.39	48.60	74.00	25.40	Peak
	2390.000	32.00	5.72	34.51	43.48	46.70	74.00	27.30	Peak
@	2402.000	32.00	5.74	34.51	93.88	97.11	---	---	Peak

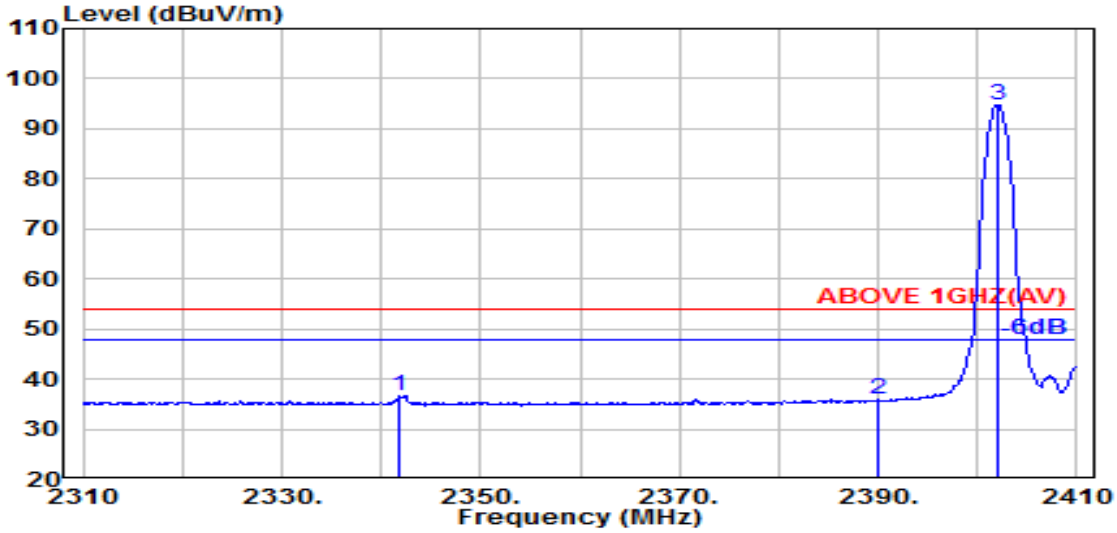

Antenna at Horizontal Polarization

	Emission Frequency (MHz)	Antenna Factor (dB/m)	Cable Loss (dB)	Preamp Gain (dB)	Read Level (dBμV)	Emission Level (dBμV/m)	Limits (dBμV/m)	Margin (dB)	Detector
	2341.800	32.03	5.65	34.50	33.41	36.59	54.00	17.41	Average
	2390.000	32.00	5.72	34.51	32.58	35.80	54.00	18.20	Average
@	2402.100	32.00	5.74	34.51	91.52	94.75	---	---	Average

Remark: The "@" means fundamental frequency, it is ignored in this section.

This test report may be reproduced in full only. The document may only be updated by Audix Technology Corp. personnel. Any changes will be noted in the Document History section of the report.

Audix Technology Corp.
No. 491, Zhongfu Rd., Linkou Dist.,
New Taipei City244, Taiwan
Tel: +886 2 26099301
Fax: +886 2 26099303

Mode	8-DPSK	Frequency	TX 2402MHz

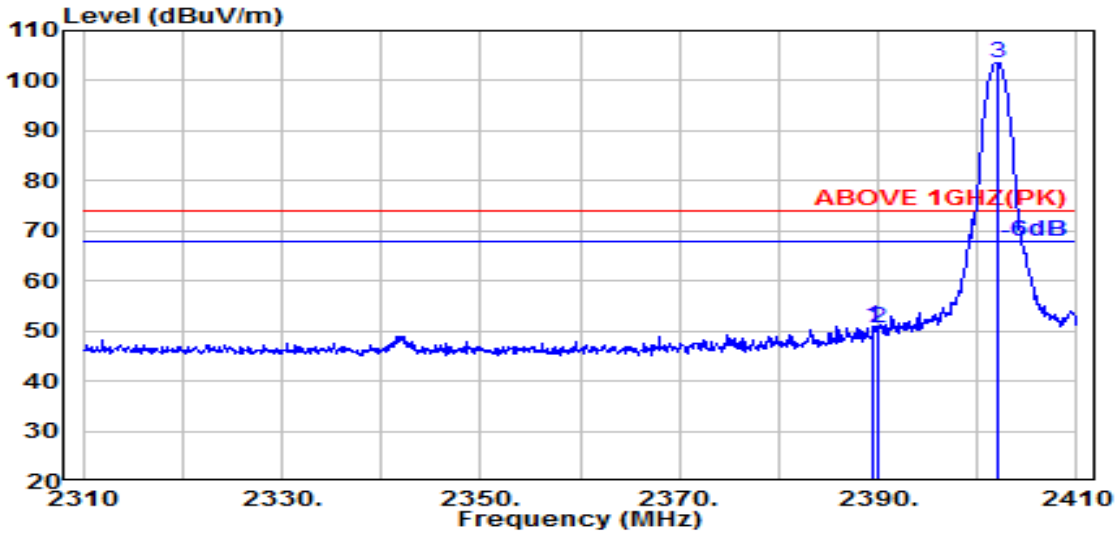

Antenna at Vertical Polarization

	Emission Frequency (MHz)	Antenna Factor (dB/m)	Cable Loss (dB)	Preamp Gain (dB)	Read Level (dBμV)	Emission Level (dBμV/m)	Limits (dBμV/m)	Margin (dB)	Detector
	2389.500	32.00	5.72	34.51	47.83	51.04	74.00	22.96	Peak
	2390.000	32.00	5.72	34.51	47.25	50.47	74.00	23.53	Peak
@	2402.000	32.00	5.74	34.51	100.47	103.70	---	---	Peak

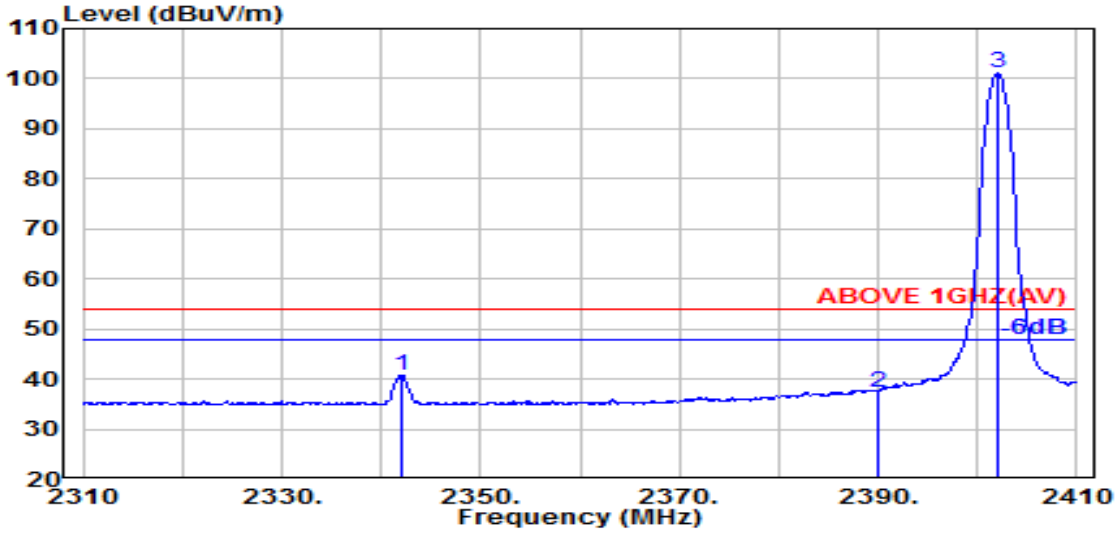

Antenna at Vertical Polarization

	Emission Frequency (MHz)	Antenna Factor (dB/m)	Cable Loss (dB)	Preamp Gain (dB)	Read Level (dBμV)	Emission Level (dBμV/m)	Limits (dBμV/m)	Margin (dB)	Detector
	2342.000	32.03	5.65	34.50	37.62	40.80	54.00	13.20	Average
	2390.000	32.00	5.72	34.51	34.16	37.37	54.00	16.63	Average
@	2402.100	32.00	5.74	34.51	97.91	101.14	---	---	Average

Remark: The "@" means fundamental frequency, it is ignored in this section.

This test report may be reproduced in full only. The document may only be updated by Audix Technology Corp. personnel. Any changes will be noted in the Document History section of the report.

Audix Technology Corp.
No. 491, Zhongfu Rd., Linkou Dist.,
New Taipei City244, Taiwan
Tel: +886 2 26099301
Fax: +886 2 26099303

Mode	8-DPSK	Frequency	TX 2480MHz

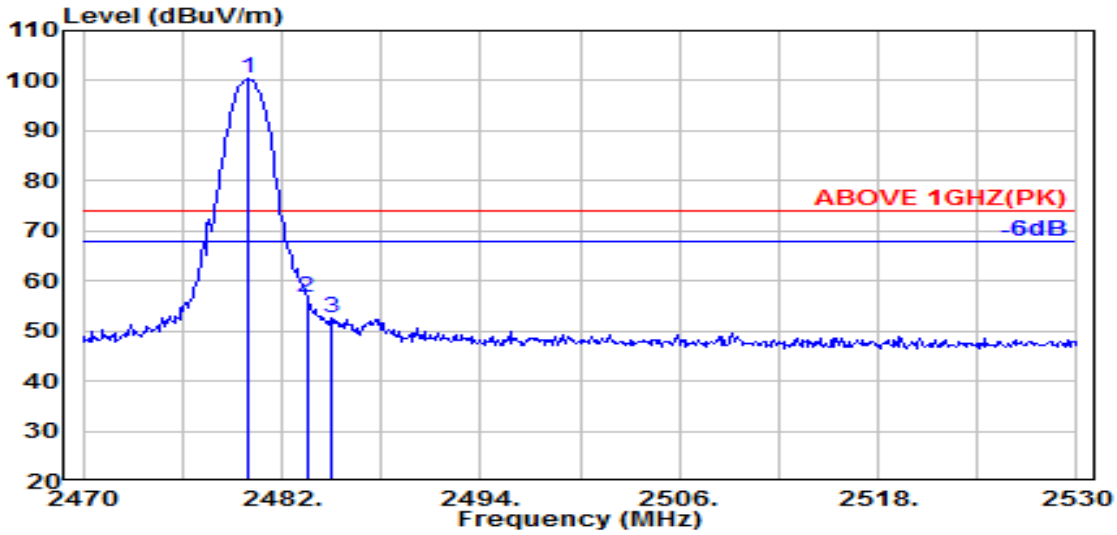

Antenna at Horizontal Polarization

Emission Frequency (MHz)	Antenna Factor (dB/m)	Cable Loss (dB)	Preamp Gain (dB)	Read Level (dBμV)	Emission Level (dBμV/m)	Limits (dBμV/m)	Margin (dB)	Detector
@ 2480.000	32.36	5.86	34.53	96.64	100.34	---	---	Peak
2483.500	32.40	5.87	34.53	52.91	56.66	74.00	17.34	Peak
2485.000	32.42	5.87	34.53	48.93	52.69	74.00	21.31	Peak

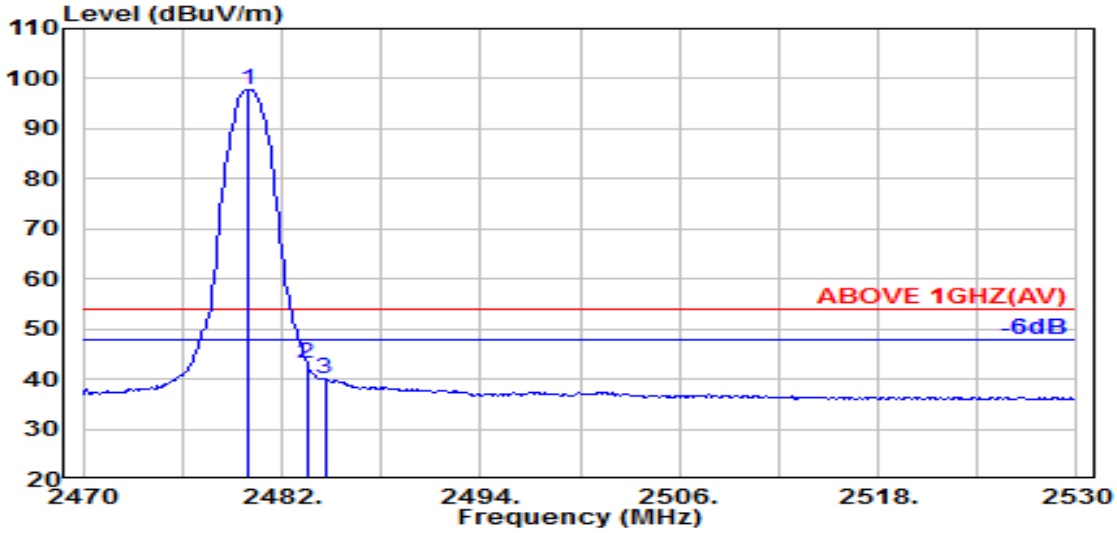

Antenna at Horizontal Polarization

Emission Frequency (MHz)	Antenna Factor (dB/m)	Cable Loss (dB)	Preamp Gain (dB)	Read Level (dBμV)	Emission Level (dBμV/m)	Limits (dBμV/m)	Margin (dB)	Detector
@ 2480.000	32.36	5.86	34.53	94.19	97.89	---	---	Average
2483.500	32.40	5.87	34.53	39.40	43.15	54.00	10.85	Average
2484.600	32.42	5.87	34.53	36.30	40.05	54.00	13.95	Average

Remark: The "@" means fundamental frequency, it is ignored in this section.

This test report may be reproduced in full only. The document may only be updated by Audix Technology Corp. personnel. Any changes will be noted in the Document History section of the report.

Audix Technology Corp.
No. 491, Zhongfu Rd., Linkou Dist.,
New Taipei City244, Taiwan
Tel: +886 2 26099301
Fax: +886 2 26099303

Mode	8-DPSK	Frequency	TX 2480MHz

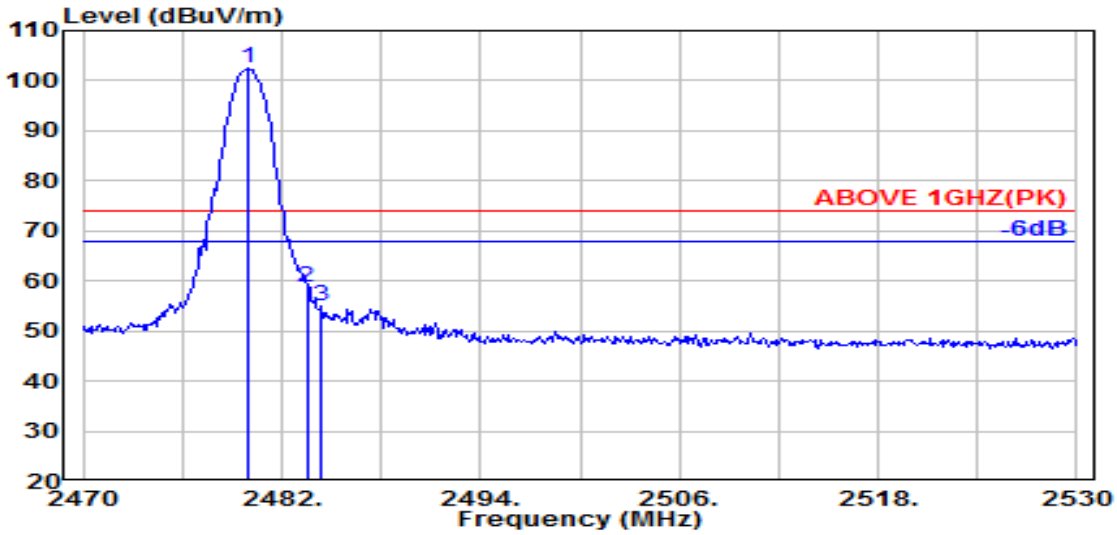

Antenna at Vertical Polarization

Emission Frequency (MHz)	Antenna Factor (dB/m)	Cable Loss (dB)	Preamp Gain (dB)	Read Level (dBμV)	Emission Level (dBμV/m)	Limits (dBμV/m)	Margin (dB)	Detector
@ 2480.000	32.36	5.86	34.53	98.69	102.39	---	---	Peak
2483.500	32.40	5.87	34.53	54.96	58.70	74.00	15.30	Peak
2484.400	32.41	5.87	34.53	51.13	54.89	74.00	19.11	Peak

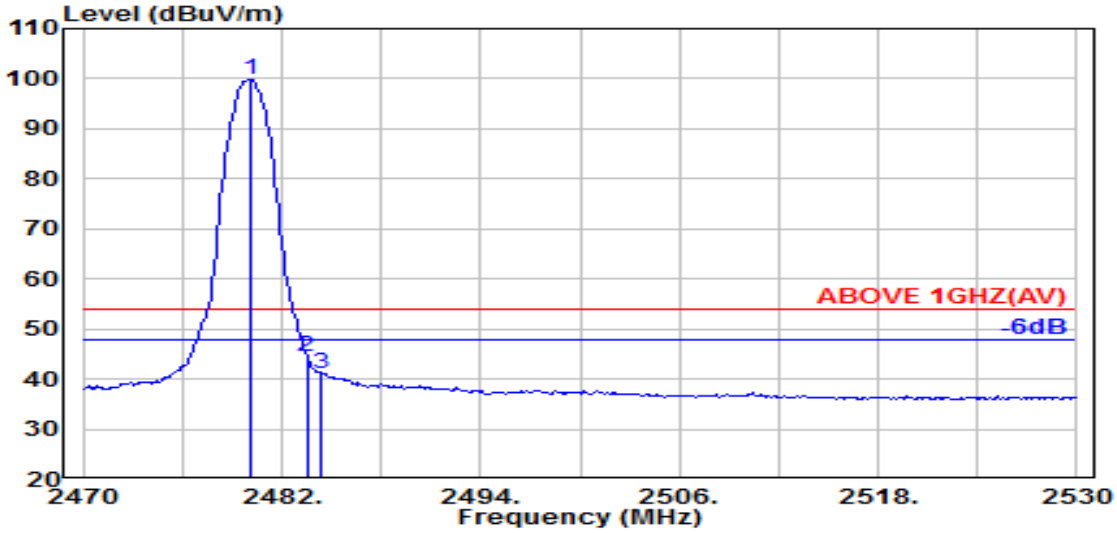

Antenna at Vertical Polarization

Emission Frequency (MHz)	Antenna Factor (dB/m)	Cable Loss (dB)	Preamp Gain (dB)	Read Level (dBμV)	Emission Level (dBμV/m)	Limits (dBμV/m)	Margin (dB)	Detector
@ 2480.100	32.36	5.86	34.53	96.15	99.85	---	---	Average
2483.500	32.40	5.87	34.53	40.69	44.43	54.00	9.57	Average
2484.400	32.41	5.87	34.53	37.41	41.17	54.00	12.83	Average

Remark: The "@" means fundamental frequency, it is ignored in this section.

This test report may be reproduced in full only. The document may only be updated by Audix Technology Corp. personnel. Any changes will be noted in the Document History section of the report.

Audix Technology Corp.
No. 491, Zhongfu Rd., Linkou Dist.,
New Taipei City244, Taiwan
Tel: +886 2 26099301
Fax: +886 2 26099303

A.2.2 Emissions outside the frequency band:

The emissions (up to 25GHz) not reported for there is no emission be found.

Mode	GFSK	Frequency	TX 2402MHz

Antenna at Horizontal Polarization

Emission Frequency (MHz)	Antenna Factor (dB/m)	Cable Loss (dB)	Preamp Gain (dB)	Read Level (dBμV)	Emission Level (dBμV/m)	Limits (dBμV/m)	Margin (dB)	Detector
4804.000	34.11	8.53	34.43	32.32	40.52	54.00	13.48	Peak

Antenna at Vertical Polarization

Emission Frequency (MHz)	Antenna Factor (dB/m)	Cable Loss (dB)	Preamp Gain (dB)	Read Level (dBμV)	Emission Level (dBμV/m)	Limits (dBμV/m)	Margin (dB)	Detector
4804.000	34.11	8.53	34.43	32.66	40.86	54.00	13.14	Peak

Mode	GFSK	Frequency	TX 2441MHz

Antenna at Horizontal Polarization

Emission Frequency (MHz)	Antenna Factor (dB/m)	Cable Loss (dB)	Preamp Gain (dB)	Read Level (dBμV)	Emission Level (dBμV/m)	Limits (dBμV/m)	Margin (dB)	Detector
4882.000	34.07	8.64	34.42	30.13	38.42	54.00	15.58	Peak

Antenna at Vertical Polarization

Emission Frequency (MHz)	Antenna Factor (dB/m)	Cable Loss (dB)	Preamp Gain (dB)	Read Level (dBμV)	Emission Level (dBμV/m)	Limits (dBμV/m)	Margin (dB)	Detector
4882.000	34.07	8.64	34.42	31.60	39.89	54.00	14.11	Peak

Mode	GFSK	Frequency	TX 2480MHz

Antenna at Horizontal Polarization

Emission Frequency (MHz)	Antenna Factor (dB/m)	Cable Loss (dB)	Preamp Gain (dB)	Read Level (dBμV)	Emission Level (dBμV/m)	Limits (dBμV/m)	Margin (dB)	Detector
4960.000	34.22	8.75	34.41	32.06	40.61	54.00	13.39	Peak

Antenna at Vertical Polarization

Emission Frequency (MHz)	Antenna Factor (dB/m)	Cable Loss (dB)	Preamp Gain (dB)	Read Level (dBμV)	Emission Level (dBμV/m)	Limits (dBμV/m)	Margin (dB)	Detector
4960.000	34.22	8.75	34.41	32.52	41.08	54.00	12.92	Peak

This test report may be reproduced in full only. The document may only be updated by Audix Technology Corp. personnel. Any changes will be noted in the Document History section of the report.

Audix Technology Corp.
No. 491, Zhongfu Rd., Linkou Dist.,
New Taipei City244, Taiwan
Tel: +886 2 26099301
Fax: +886 2 26099303

A.2.3 Emissions in Non-restricted Frequency Bands:

All emission levels below the FCC 15.209(a)/RSS-Gen Section 8.9 table 4 general radiated emissions limits is not required.

This test report may be reproduced in full only. The document may only be updated by Audix Technology Corp. personnel. Any changes will be noted in the Document History section of the report.

Audix Technology Corp.
No. 491, Zhongfu Rd., Linkou Dist.,
New Taipei City244, Taiwan
Tel: +886 2 26099301
Fax: +886 2 26099303

A.3 20dB BANDWIDTH

Test Date	2023/01/11	Temp./Hum.	23℃/56%
Cable Loss	0.5dB	Tested By	Sam Chang
Test Voltage	AC 120V 60Hz (Via AC Adapter)		

A.3.1 20dB Bandwidth Result

Mode	Centre Frequency (MHz)	20dB Bandwidth (MHz)	99%Occupied Bandwidth (MHz) (Reference only)	2/3 (20dB Bandwidth)
GFSK	2402	0.9237	0.86043	0.616
	2441	0.9235	0.86564	0.616
	2480	0.9231	0.86380	0.615
8-DPSK	2402	1.434	1.3498	0.956
	2441	1.438	1.3490	0.959
	2480	1.439	1.3480	0.959

Remark: The maximum two-thirds of the 20dB bandwidth is the limit for carrier frequency separation presented.

This test report may be reproduced in full only. The document may only be updated by Audix Technology Corp. personnel. Any changes will be noted in the Document History section of the report.

Audix Technology Corp.
No. 491, Zhongfu Rd., Linkou Dist.,
New Taipei City244, Taiwan

Tel: +886 2 26099301
Fax: +886 2 26099303

A.3.2 Measurement Plots

GFSK	8-DPSK
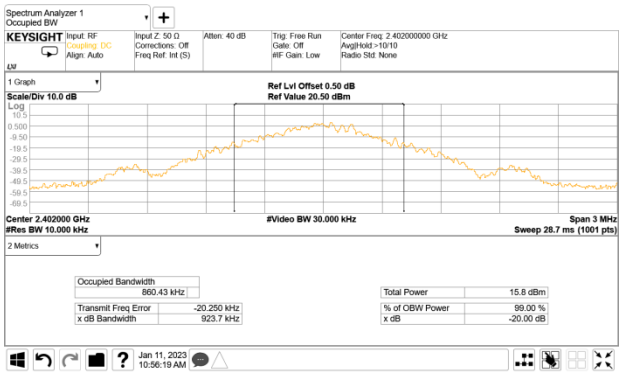	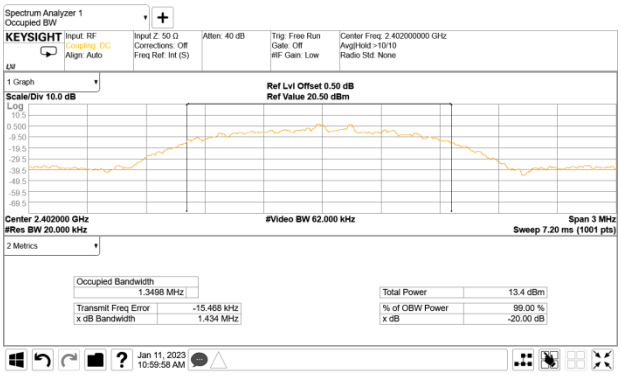
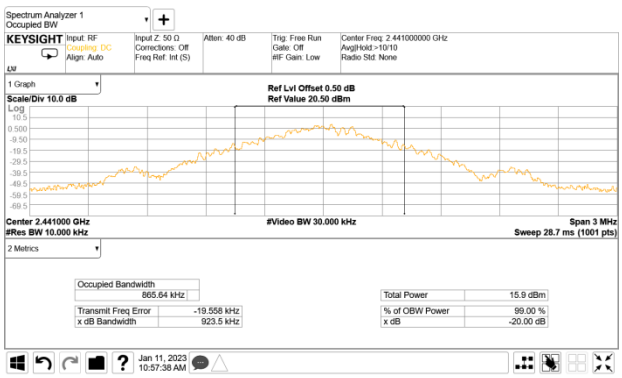	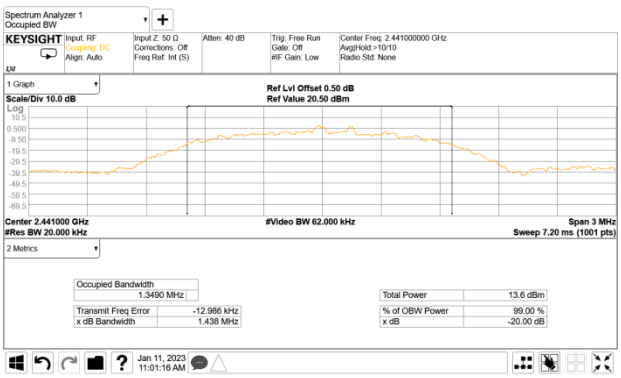
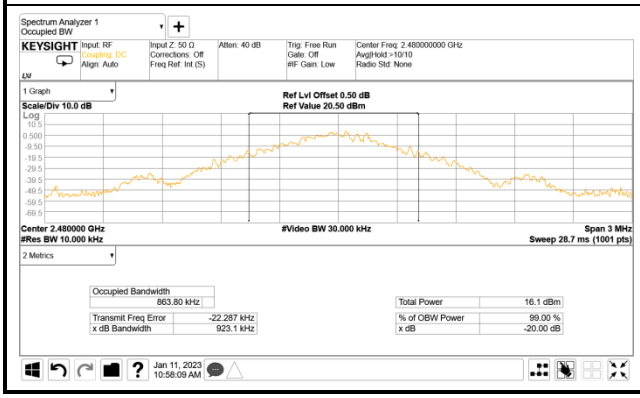	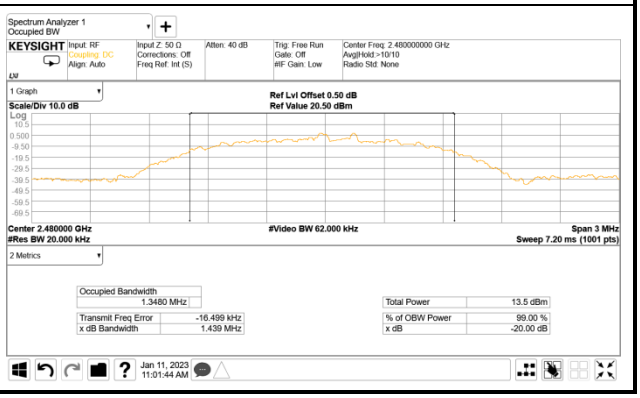

This test report may be reproduced in full only. The document may only be updated by Audix Technology Corp. personnel. Any changes will be noted in the Document History section of the report.

Audix Technology Corp.
No. 491, Zhongfu Rd., Linkou Dist.,
New Taipei City244, Taiwan

Tel: +886 2 26099301
Fax: +886 2 26099303

A.4 CARRIER FREQUENCY SEPARATION

Test Date	2023/01/11	Temp./Hum.	23℃/56%
Cable Loss	0.5dB	Tested By	Sam Chang
Test Voltage	AC 120V 60Hz (Via AC Adapter)		

GFSK

2402MHz

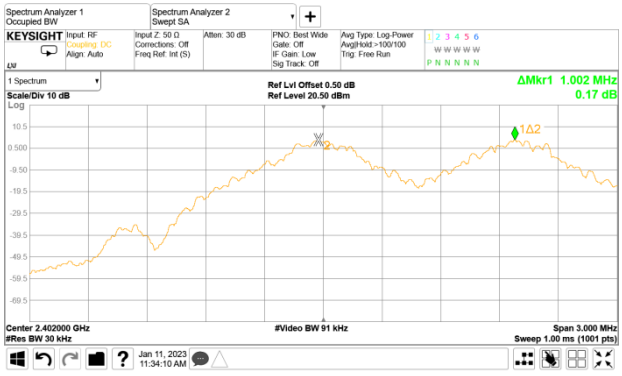

2441MHz

adjacent channel of left carrier frequency

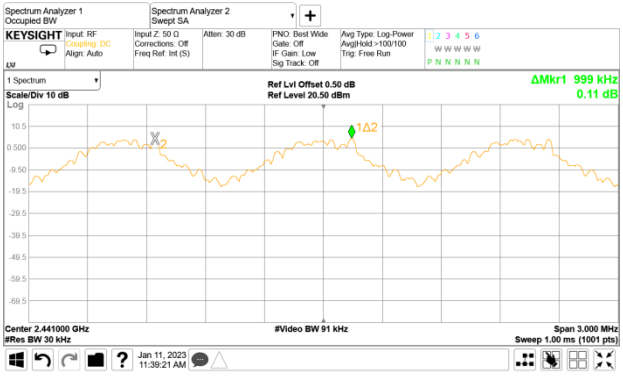

2441MHz

adjacent channel of right carrier frequency

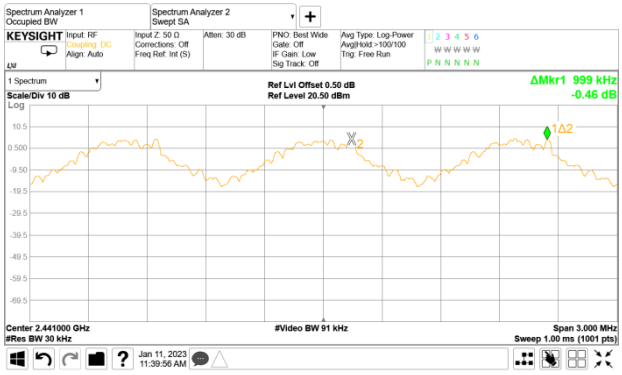

2480MHz

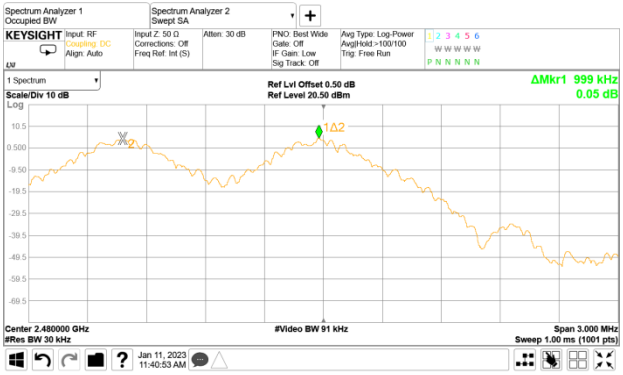

This test report may be reproduced in full only. The document may only be updated by Audix Technology Corp. personnel. Any changes will be noted in the Document History section of the report.

Audix Technology Corp.
No. 491, Zhongfu Rd., Linkou Dist.,
New Taipei City244, Taiwan

Tel: +886 2 26099301
Fax: +886 2 26099303

8-DPSK		
2402MHz	2441MHz adjacent channel of left carrier frequency	
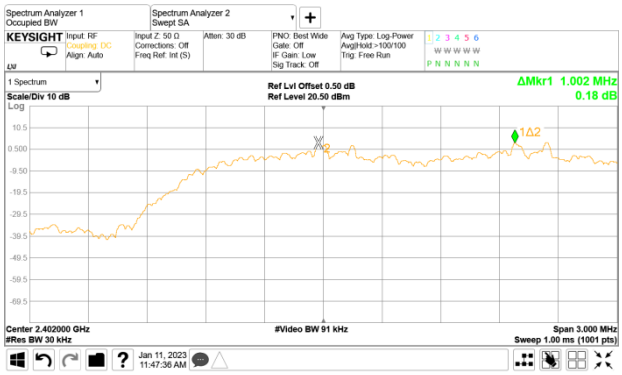	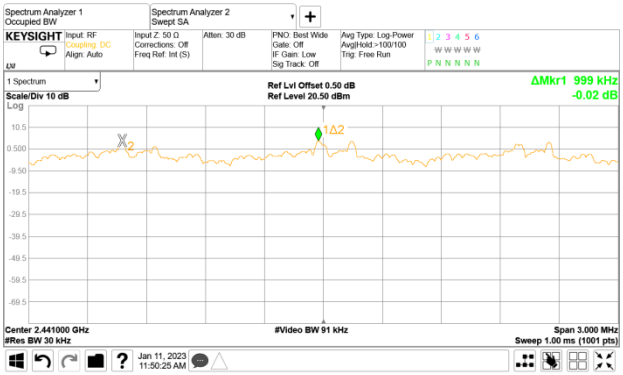	
2441MHz adjacent channel of right carrier frequency	2480MHz	
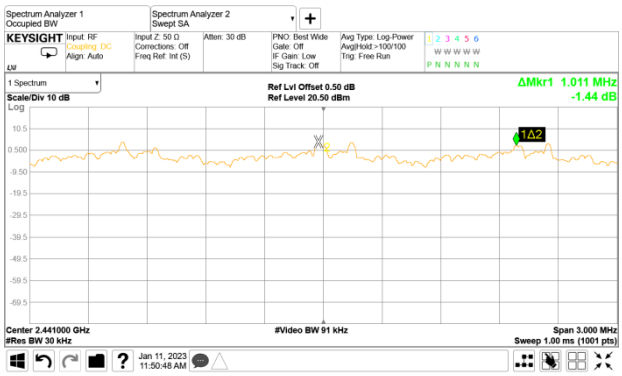	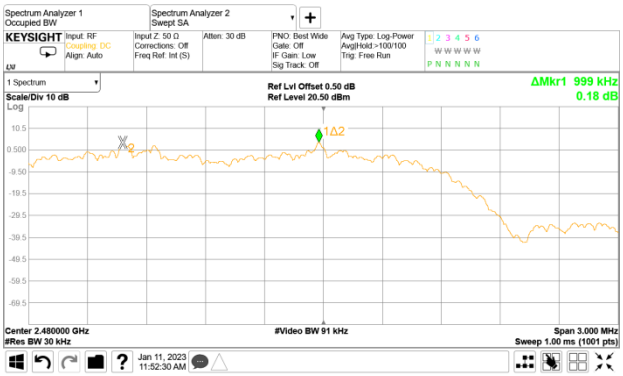	

This test report may be reproduced in full only. The document may only be updated by Audix Technology Corp. personnel. Any changes will be noted in the Document History section of the report.

Audix Technology Corp.
No. 491, Zhongfu Rd., Linkou Dist.,
New Taipei City244, Taiwan
Tel: +886 2 26099301
Fax: +886 2 26099303

A.5 TIME OF OCCUPANCY

Test Date	2023/01/11	Temp./Hum.	23℃/56%
Cable Loss	0.5dB	Tested By	Sam Chang
Test Voltage	AC 120V 60Hz (Via AC Adapter)		

A.5.1 Time of Occupancy

Mode	Centre Frequency (MHz)	Mode	Each second appearance transmission	Time of Occupancy (ms)	Maximum accumulated Time of Occupancy (ms)	Limit (ms)
GFSK	2402	DH1	10	0.385	121.660	<400
		DH3	5	1.635	258.330	<400
		DH5	2	2.880	182.016	<400

Observation Period:

79 channels* **0.4** seconds= **31.6** seconds

DH1 Mode

For each second of **10** transmission appearance,the longest time of occupancy is
10 transmission* **31.6** seconds* **0.385** ms= **121.660** ms (<400ms)

DH3 Mode

For each second of **5** transmission appearance,the longest time of occupancy is
5 transmission* **31.6** seconds* **1.635** ms= **258.330** ms (<400ms)

DH5 Mode

For each second of **2** transmission appearance,the longest time of occupancy is
2 transmission* **31.6** seconds* **2.880** ms= **182.016** ms (<400ms)

Mode	Centre Frequency (MHz)	Mode	Each second appearance transmission	Time of Occupancy (ms)	Maximum accumulated Time of Occupancy (ms)	Limit (ms)
GFSK	2441	DH1	10	0.385	121.660	<400
		DH3	5	1.635	258.330	<400
		DH5	2	2.880	182.016	<400

Observation Period:

79 channels* **0.4** seconds= **31.6** seconds

DH1 Mode

For each second of **10** transmission appearance,the longest time of occupancy is
10 transmission* **31.6** seconds* **0.385** ms= **121.660** ms (<400ms)

DH3 Mode

For each second of **5** transmission appearance,the longest time of occupancy is
5 transmission* **31.6** seconds* **1.635** ms= **258.330** ms (<400ms)

DH5 Mode

For each second of **2** transmission appearance,the longest time of occupancy is
2 transmission* **31.6** seconds* **2.880** ms= **182.016** ms (<400ms)

This test report may be reproduced in full only. The document may only be updated by Audix Technology Corp. personnel. Any changes will be noted in the Document History section of the report.

Audix Technology Corp.
No. 491, Zhongfu Rd., Linkou Dist.,
New Taipei City244, Taiwan
Tel: +886 2 26099301
Fax: +886 2 26099303

Mode	Centre Frequency (MHz)	Mode	Each second appearance transmission	Time of Occupancy (ms)	Maximum accumulated Time of Occupancy (ms)	Limit (ms)
GFSK	2480	DH1	10	0.385	121.660	<400
		DH3	5	1.635	258.330	<400
		DH5	2	2.880	182.016	<400

Observation Period:

79 channels* **0.4** seconds= **31.6** seconds

DH1 Mode

For each second of **10** transmission appearance,the longest time of occupancy is
10 transmission* **31.6** seconds* **0.385** ms= **121.660** ms (<400ms)

DH3 Mode

For each second of **5** transmission appearance,the longest time of occupancy is
5 transmission* **31.6** seconds* **1.635** ms= **258.330** ms (<400ms)

DH5 Mode

For each second of **2** transmission appearance,the longest time of occupancy is
2 transmission* **31.6** seconds* **2.880** ms= **182.016** ms (<400ms)

This test report may be reproduced in full only. The document may only be updated by Audix Technology Corp. personnel. Any changes will be noted in the Document History section of the report.

Audix Technology Corp.
No. 491, Zhongfu Rd., Linkou Dist.,
New Taipei City244, Taiwan

Tel: +886 2 26099301
Fax: +886 2 26099303

- Measurement Plots

GFSK	
2402MHz	
DH1	
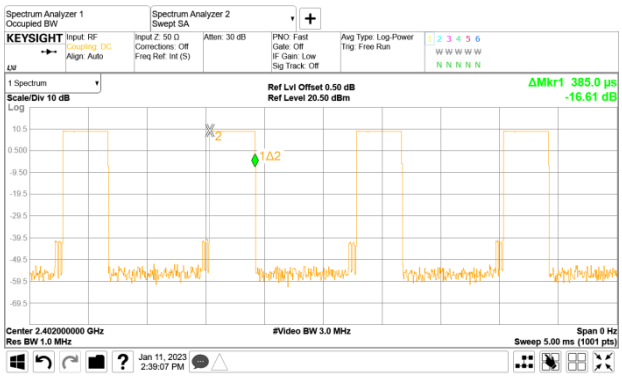	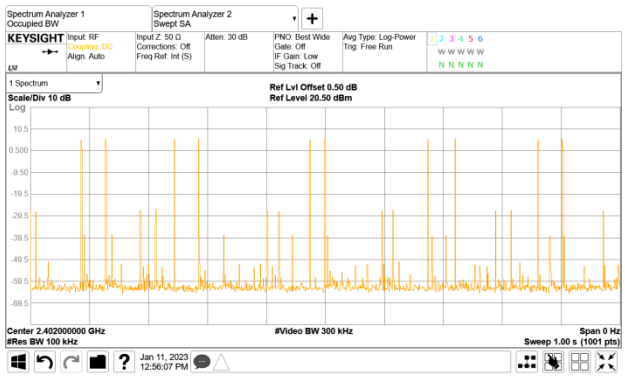
DH3	
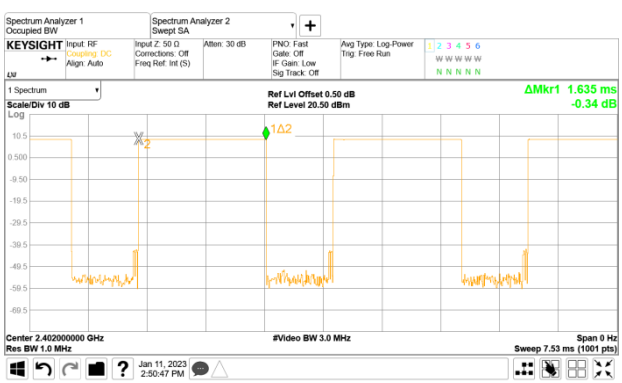	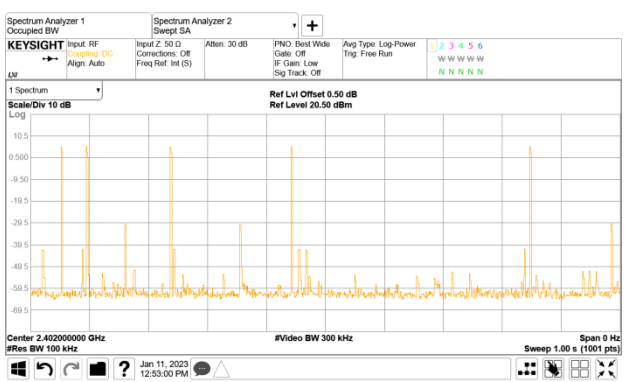
DH5	
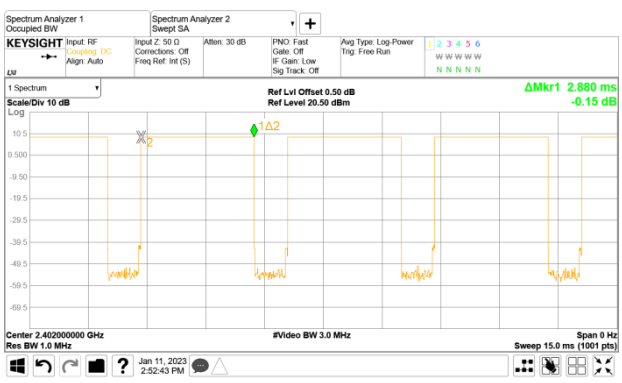	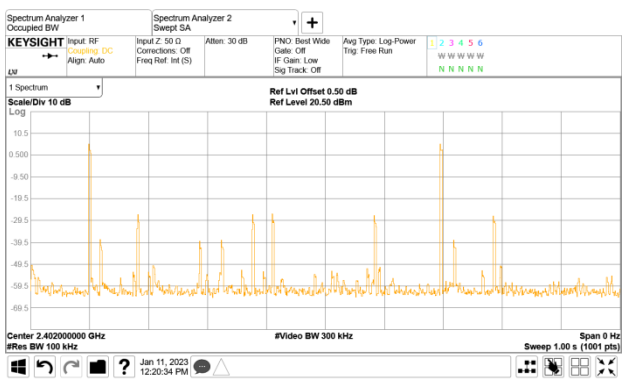

This test report may be reproduced in full only. The document may only be updated by Audix Technology Corp. personnel. Any changes will be noted in the Document History section of the report.

Audix Technology Corp.
No. 491, Zhongfu Rd., Linkou Dist.,
New Taipei City244, Taiwan

Tel: +886 2 26099301
Fax: +886 2 26099303

GFSK	
2441MHz	
DH1	
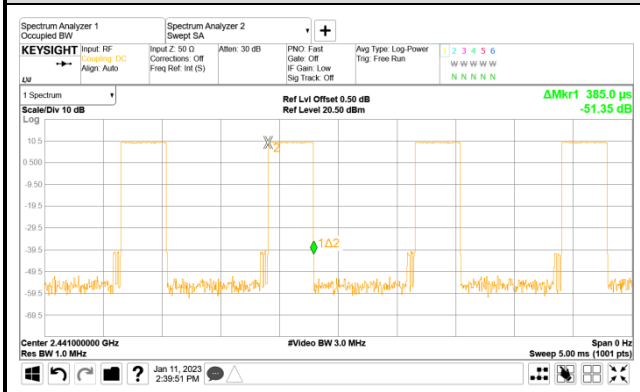	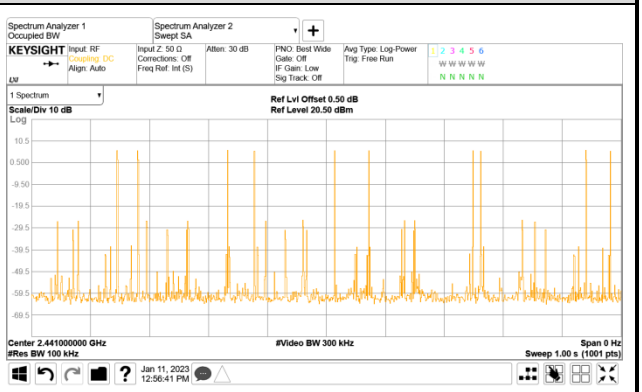
DH3	
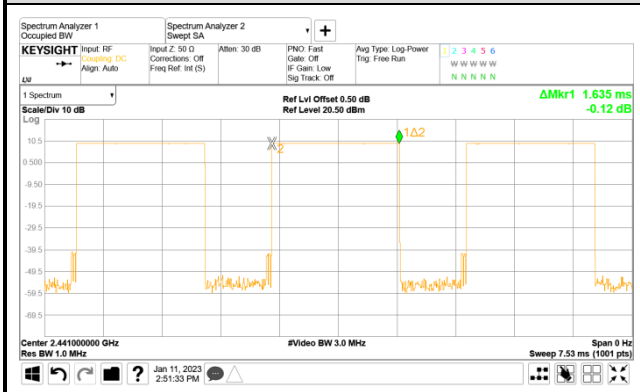	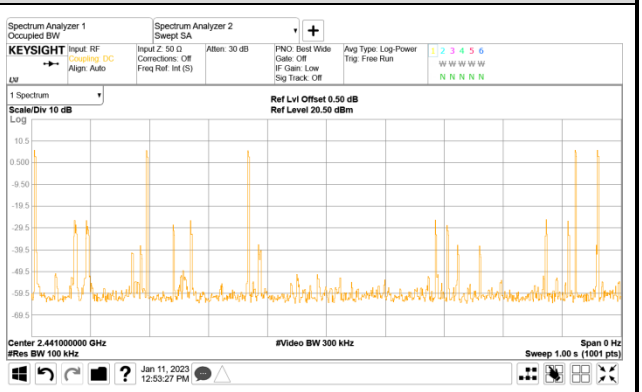
DH5	
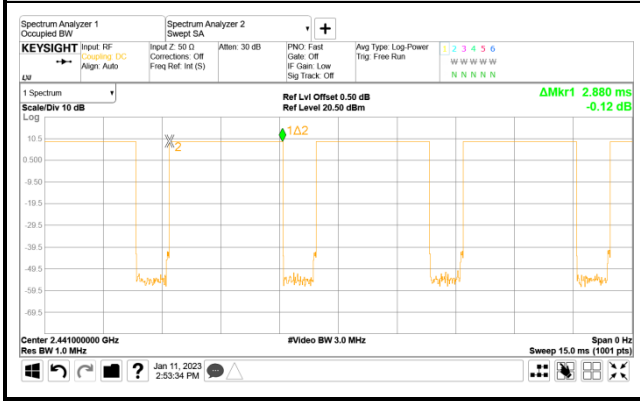	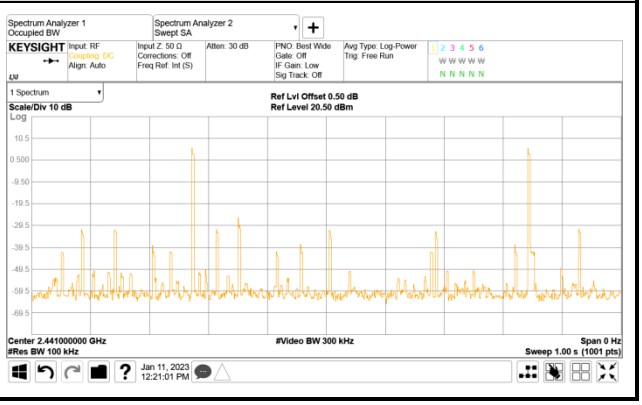

This test report may be reproduced in full only. The document may only be updated by Audix Technology Corp. personnel. Any changes will be noted in the Document History section of the report.

Audix Technology Corp.
No. 491, Zhongfu Rd., Linkou Dist.,
New Taipei City244, Taiwan

Tel: +886 2 26099301
Fax: +886 2 26099303

GFSK	
2480MHz	
DH1	
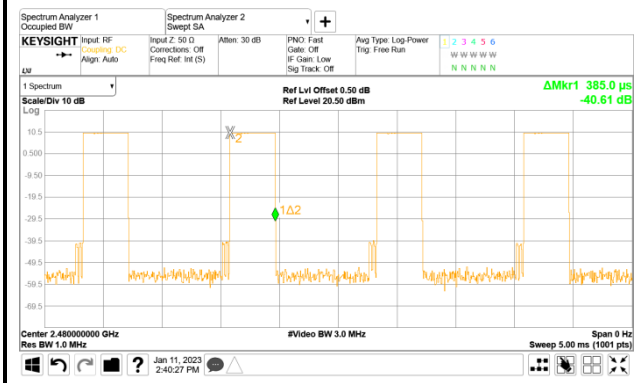	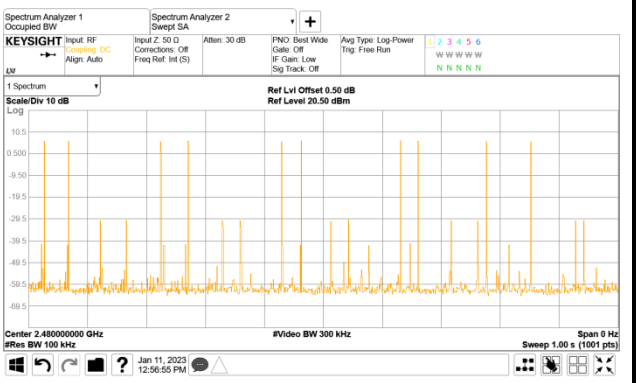
DH3	
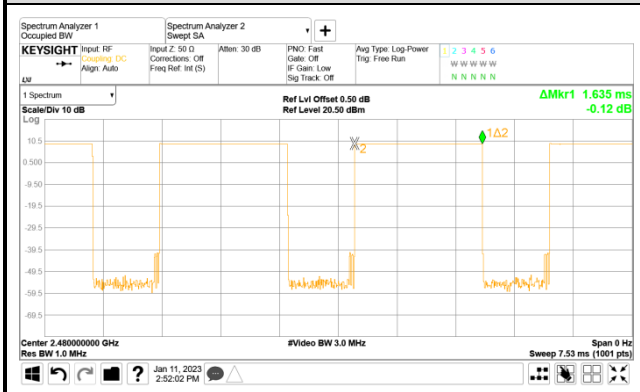	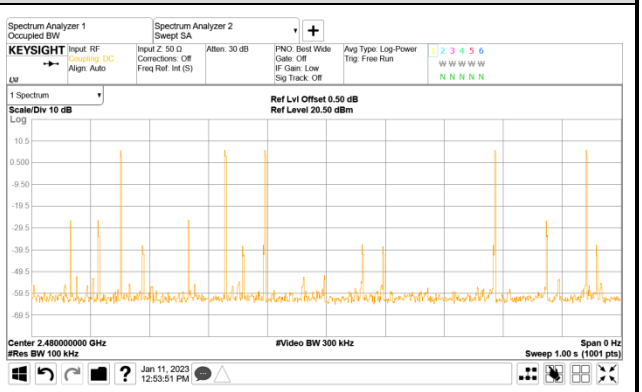
DH5	
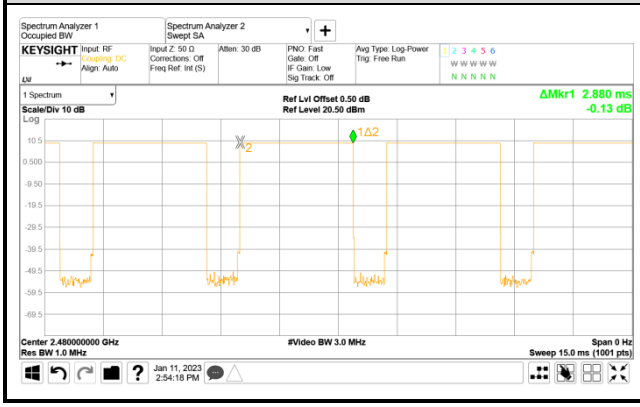	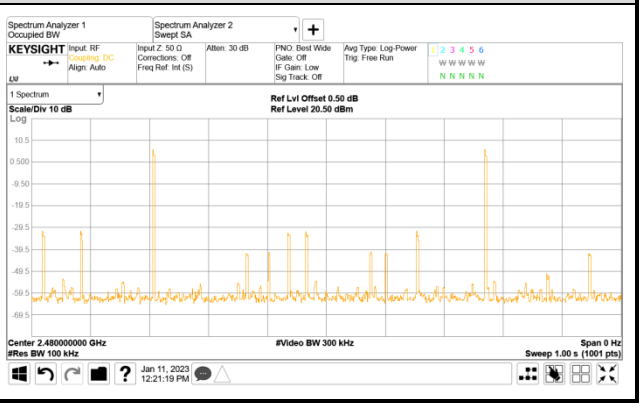

This test report may be reproduced in full only. The document may only be updated by Audix Technology Corp. personnel. Any changes will be noted in the Document History section of the report.

Audix Technology Corp.
No. 491, Zhongfu Rd., Linkou Dist.,
New Taipei City244, Taiwan
Tel: +886 2 26099301
Fax: +886 2 26099303

Mode	Centre Frequency (MHz)	Mode	Each second appearance transmission	Time of Occupancy (ms)	Maximum accumulated Time of Occupancy (ms)	Limit (ms)
8-DPSK	2402	3DH1	10	0.395	124.820	<400
		3DH3	5	1.642	259.436	<400
		3DH5	2	2.895	182.964	<400

Observation Period:

79 channels* **0.4** seconds= **31.6** seconds

3DH1 Mode

For each second of **10** transmission appearance,the longest time of occupancy is
10 transmission* **31.6** seconds* **0.395** ms= **124.820** ms (<400ms)

3DH3 Mode

For each second of **5** transmission appearance,the longest time of occupancy is
5 transmission* **31.6** seconds* **1.642** ms= **259.436** ms (<400ms)

3DH5 Mode

For each second of **2** transmission appearance,the longest time of occupancy is
2 transmission* **31.6** seconds* **2.895** ms= **182.964** ms (<400ms)

Mode	Centre Frequency (MHz)	Mode	Each second appearance transmission	Time of Occupancy (ms)	Maximum accumulated Time of Occupancy (ms)	Limit (ms)
8-DPSK	2441	3DH1	10	0.395	124.820	<400
		3DH3	5	1.642	259.436	<400
		3DH5	2	2.895	182.964	<400

Observation Period:

79 channels* **0.4** seconds= **31.6** seconds

3DH1 Mode

For each second of **10** transmission appearance,the longest time of occupancy is
10 transmission* **31.6** seconds* **0.395** ms= **124.820** ms (<400ms)

3DH3 Mode

For each second of **5** transmission appearance,the longest time of occupancy is
5 transmission* **31.6** seconds* **1.642** ms= **259.436** ms (<400ms)

3DH5 Mode

For each second of **2** transmission appearance,the longest time of occupancy is
2 transmission* **31.6** seconds* **2.895** ms= **182.964** ms (<400ms)

This test report may be reproduced in full only. The document may only be updated by Audix Technology Corp. personnel. Any changes will be noted in the Document History section of the report.

Audix Technology Corp.
No. 491, Zhongfu Rd., Linkou Dist.,
New Taipei City244, Taiwan

Tel: +886 2 26099301
Fax: +886 2 26099303

Mode	Centre Frequency (MHz)	Mode	Each second appearance transmission	Time of Occupancy (ms)	Maximum accumulated Time of Occupancy (ms)	Limit (ms)
8-DPSK	2480	3DH1	10	0.395	124.820	<400
		3DH3	5	1.642	259.436	<400
		3DH5	2	2.895	182.964	<400

Observation Period:

79 channels* **0.4** seconds= **31.6** seconds

3DH1 Mode

For each second of **10** transmission appearance,the longest time of occupancy is
10 transmission* **31.6** seconds* **0.395** ms= **124.820** ms (<400ms)

3DH3 Mode

For each second of **5** transmission appearance,the longest time of occupancy is
5 transmission* **31.6** seconds* **1.642** ms= **259.436** ms (<400ms)

3DH5 Mode

For each second of **2** transmission appearance,the longest time of occupancy is
2 transmission* **31.6** seconds* **2.895** ms= **182.964** ms (<400ms)

This test report may be reproduced in full only. The document may only be updated by Audix Technology Corp. personnel. Any changes will be noted in the Document History section of the report.

Audix Technology Corp.
No. 491, Zhongfu Rd., Linkou Dist.,
New Taipei City244, Taiwan

Tel: +886 2 26099301
Fax: +886 2 26099303

- Measurement Plots

8-DPSK	
2402MHz	
3DH1	
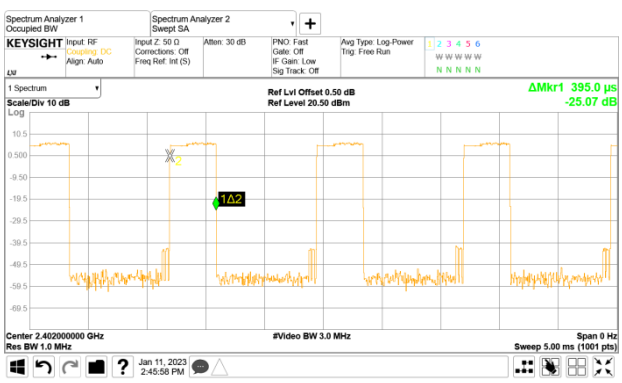	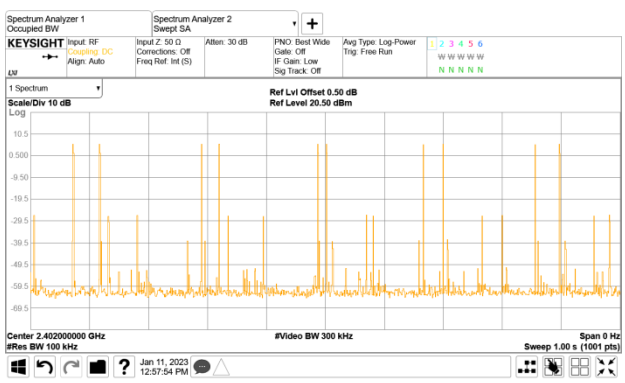
3DH3	
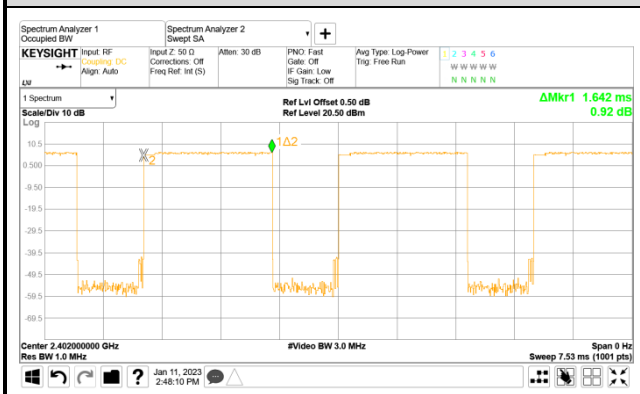	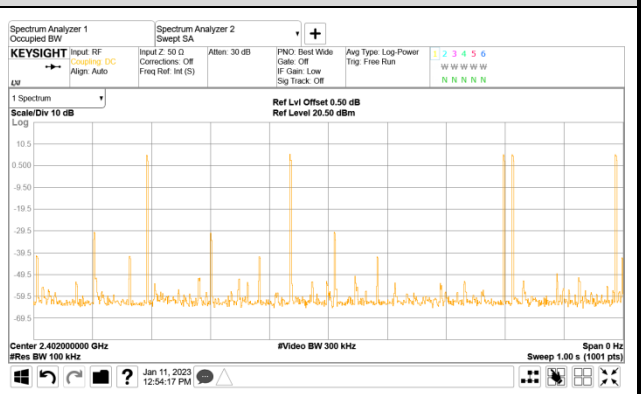
3DH5	
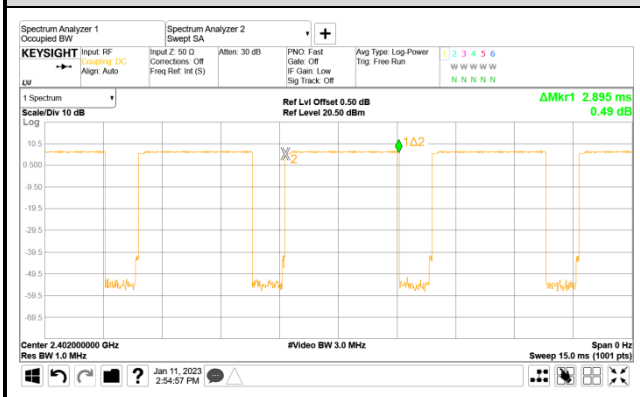	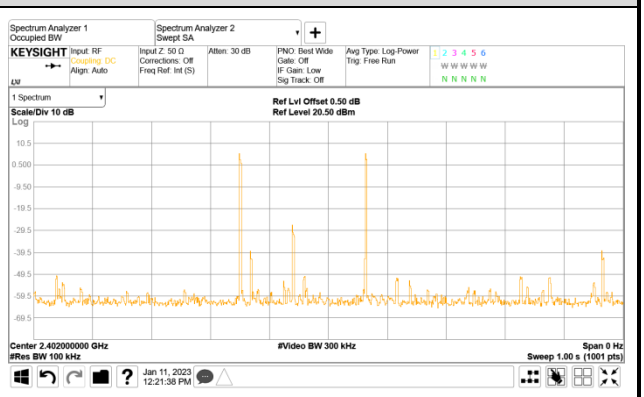

This test report may be reproduced in full only. The document may only be updated by Audix Technology Corp. personnel. Any changes will be noted in the Document History section of the report.

Audix Technology Corp.
No. 491, Zhongfu Rd., Linkou Dist.,
New Taipei City244, Taiwan

Tel: +886 2 26099301
Fax: +886 2 26099303

8-DPSK	
2441MHz	
3DH1	
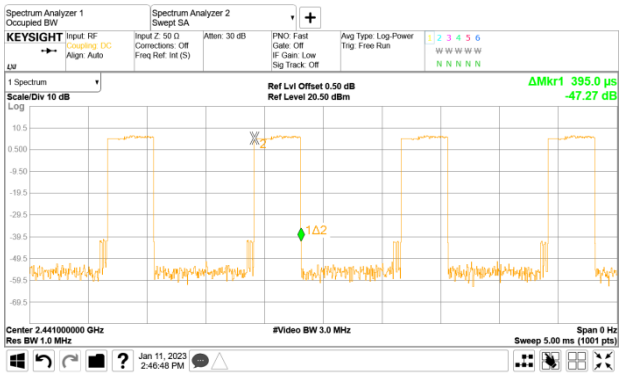	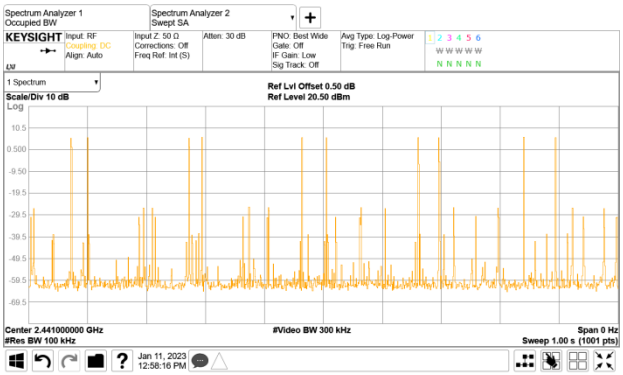
3DH3	
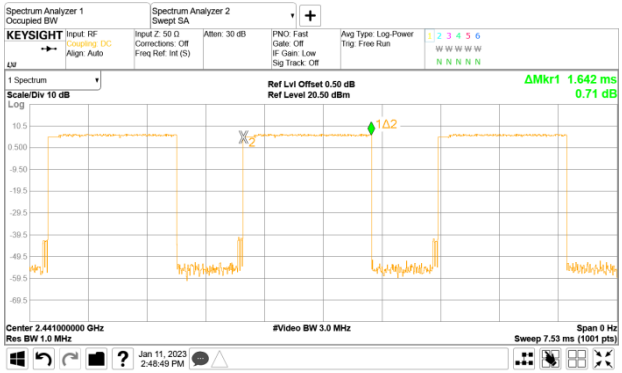	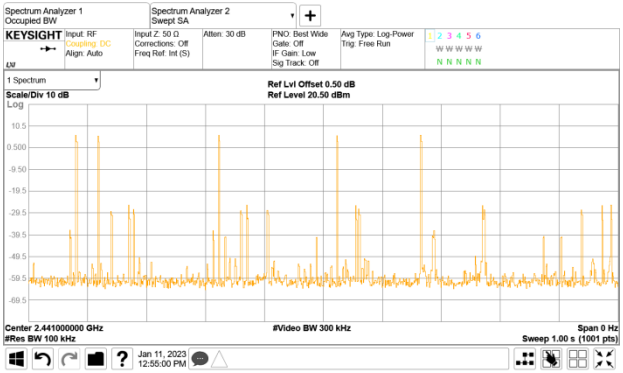
3DH5	
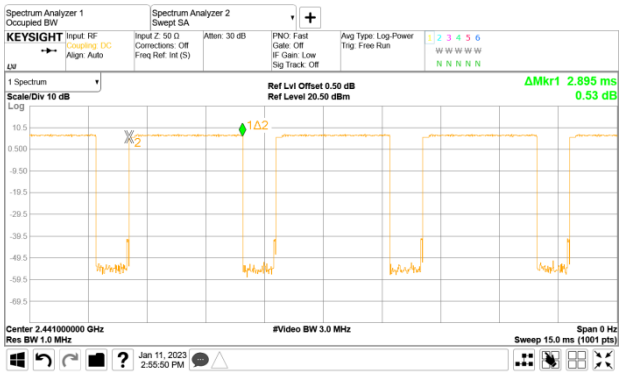	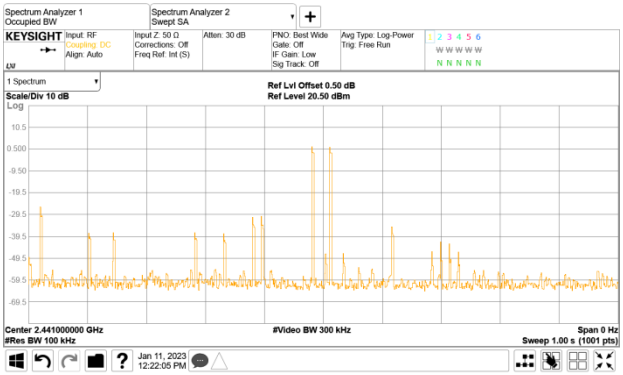

This test report may be reproduced in full only. The document may only be updated by Audix Technology Corp. personnel. Any changes will be noted in the Document History section of the report.

Audix Technology Corp.
No. 491, Zhongfu Rd., Linkou Dist.,
New Taipei City244, Taiwan

Tel: +886 2 26099301
Fax: +886 2 26099303

8-DPSK	
2480MHz	
3DH1	
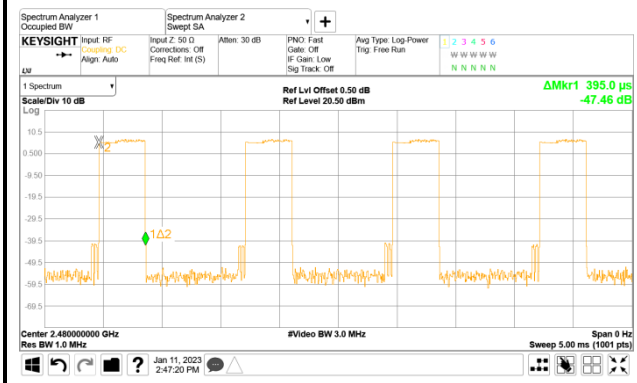	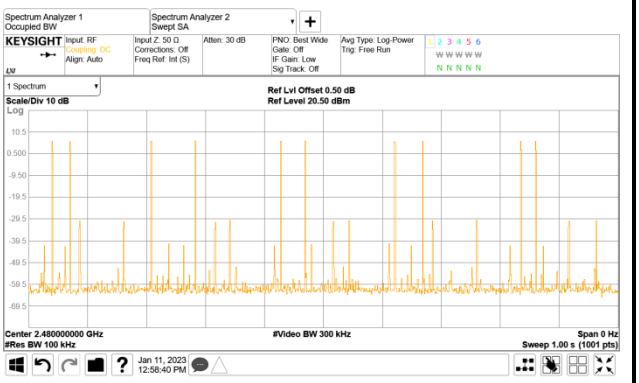
3DH3	
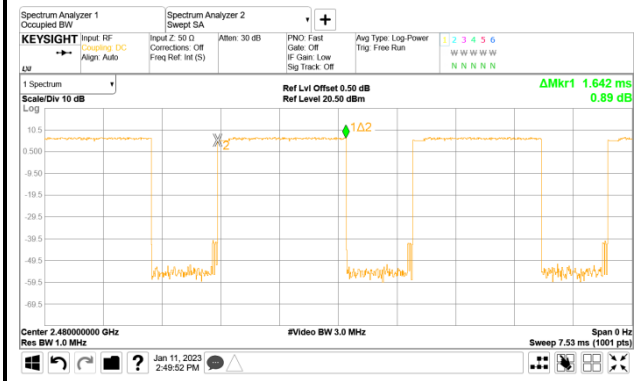	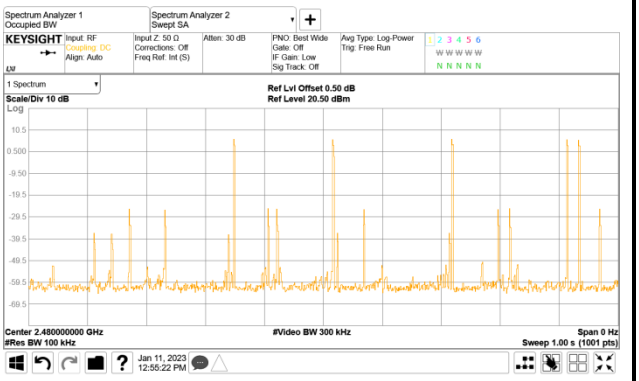
3DH5	
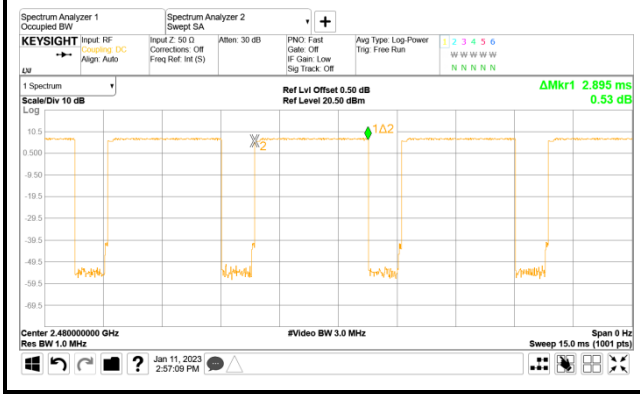	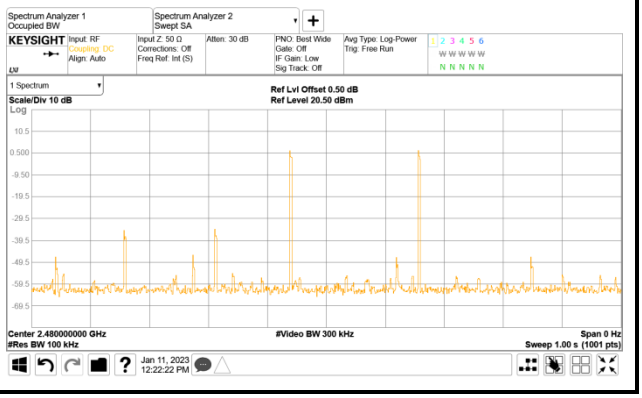

This test report may be reproduced in full only. The document may only be updated by Audix Technology Corp. personnel. Any changes will be noted in the Document History section of the report.

Audix Technology Corp.
No. 491, Zhongfu Rd., Linkou Dist.,
New Taipei City244, Taiwan

Tel: +886 2 26099301
Fax: +886 2 26099303

A.6 NUMBER OF HOPPING CHANNELS

Test Date	2023/01/11	Temp./Hum.	23℃/56%
Cable Loss	0.5dB	Tested By	Sam Chang
Test Voltage	AC 120V 60Hz (Via AC Adapter)		

Mode: GFSK	Mode: 8-DPSK
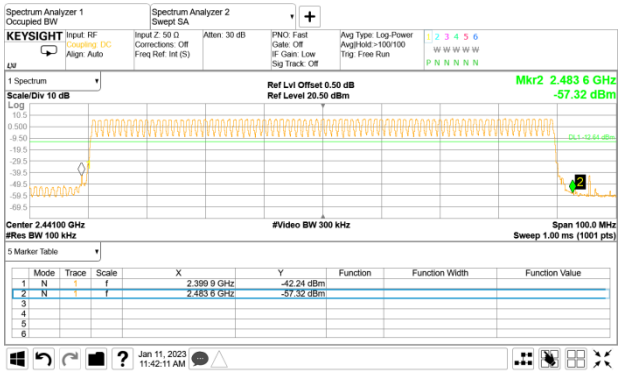	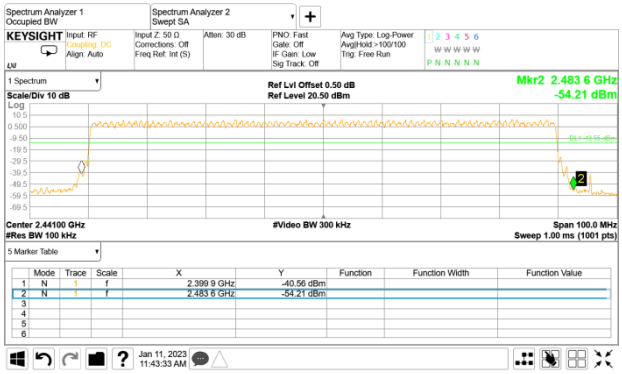
The number hopping channel is 79.	The number hopping channel is 79.

This test report may be reproduced in full only. The document may only be updated by Audix Technology Corp. personnel. Any changes will be noted in the Document History section of the report.

Audix Technology Corp.
No. 491, Zhongfu Rd., Linkou Dist.,
New Taipei City244, Taiwan
Tel: +886 2 26099301
Fax: +886 2 26099303

A.7 MAXIMUM PEAK OUTPUT POWER

Test Date	2023/01/11	Temp./Hum.	23℃/56%
Cable Loss	0.5dB	Tested By	Sam Chang
Test Voltage	AC 120V 60Hz (Via AC Adapter)		

A.7.1 Maximum Peak Output Power

Mode	Centre Frequency (MHz)	Maximum Peak Output Power		Limit
		dBm	W	
GFSK	2402	9.54	0.009	21dBm (0.125W)
	2441	9.84	0.010	
	2480	10.08	0.010	
8-DPSK	2402	7.47	0.006	
	2441	7.92	0.006	
	2480	8.22	0.007	

This test report may be reproduced in full only. The document may only be updated by Audix Technology Corp. personnel. Any changes will be noted in the Document History section of the report.

Audix Technology Corp.
No. 491, Zhongfu Rd., Linkou Dist.,
New Taipei City244, Taiwan

Tel: +886 2 26099301
Fax: +886 2 26099303

A.7.2 Measurement Plots

GFSK	8-DPSK
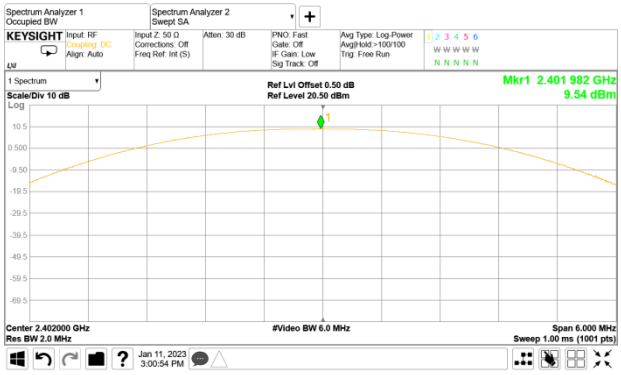	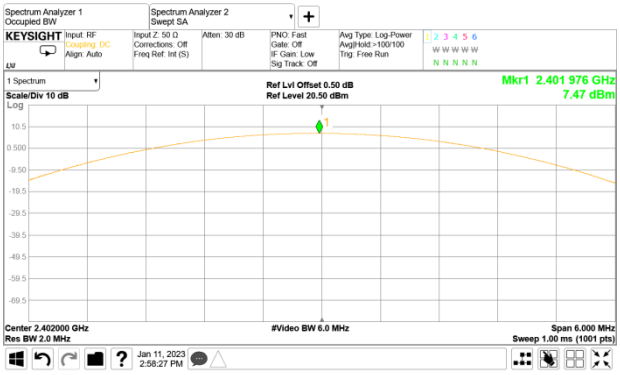
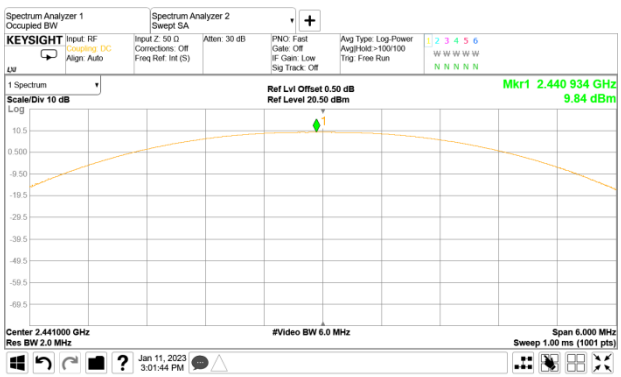	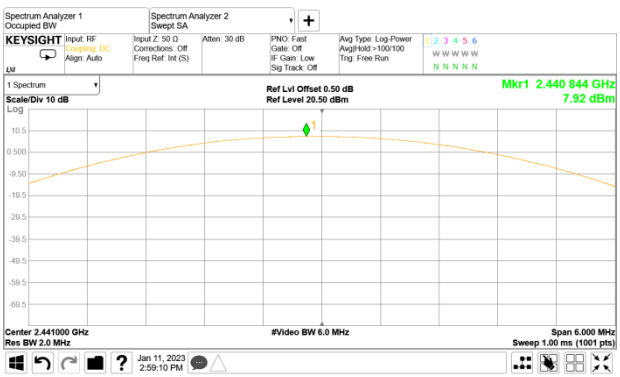
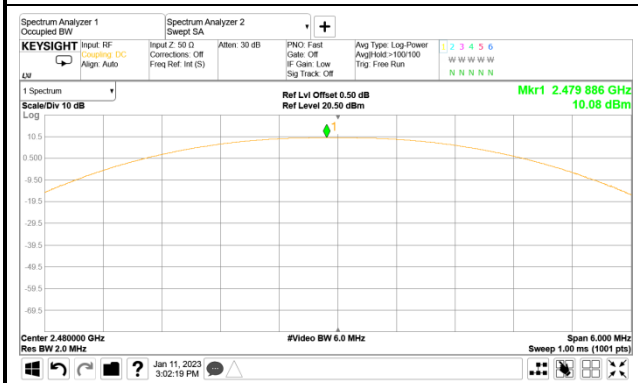	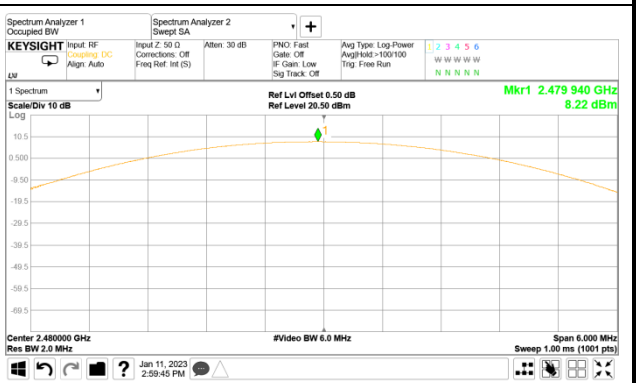

This test report may be reproduced in full only. The document may only be updated by Audix Technology Corp. personnel. Any changes will be noted in the Document History section of the report.

Audix Technology Corp.
No. 491, Zhongfu Rd., Linkou Dist.,
New Taipei City244, Taiwan

Tel: +886 2 26099301
Fax: +886 2 26099303

A.8 EMISSION LIMITATIONS MEASUREMENT

Test Date	2023/01/11	Temp./Hum.	23℃/56%
Cable Loss	0.5dB	Tested By	Sam Chang
Test Voltage	AC 120V 60Hz (Via AC Adapter)		

A.8.1 Band Edge

GFSK

Single Channel

Low channel

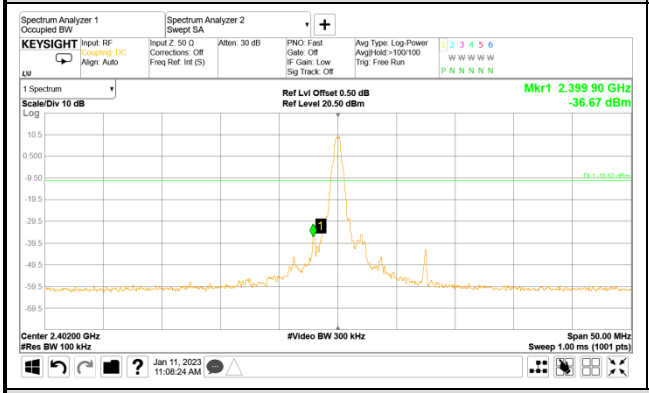

High channel

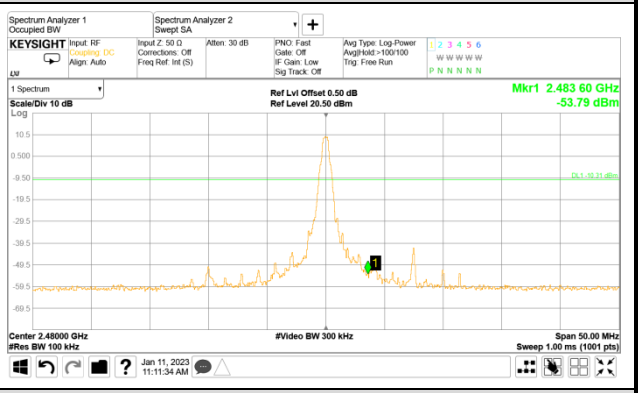

Hopping Mode

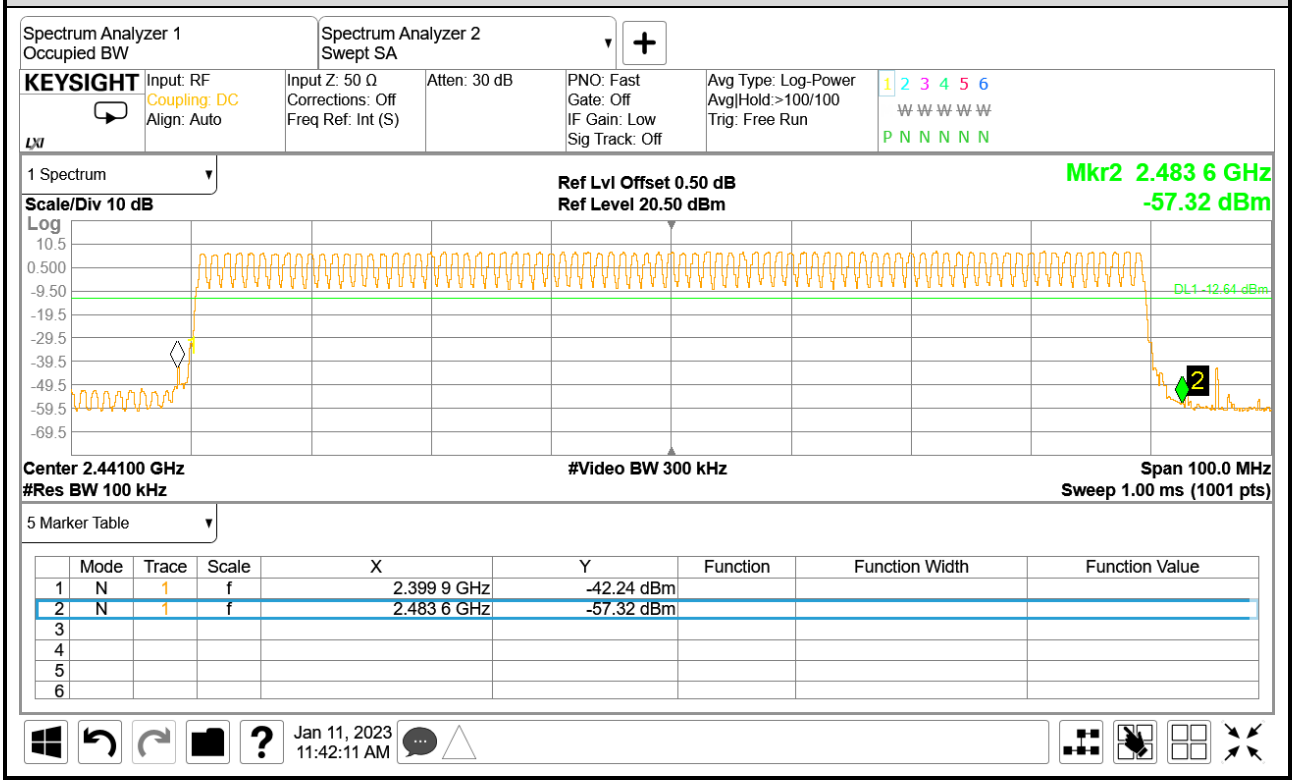

This test report may be reproduced in full only. The document may only be updated by Audix Technology Corp. personnel. Any changes will be noted in the Document History section of the report.

Audix Technology Corp.
No. 491, Zhongfu Rd., Linkou Dist.,
New Taipei City244, Taiwan

Tel: +886 2 26099301
Fax: +886 2 26099303

8-DPSK

Single Channel

Low channel	High channel
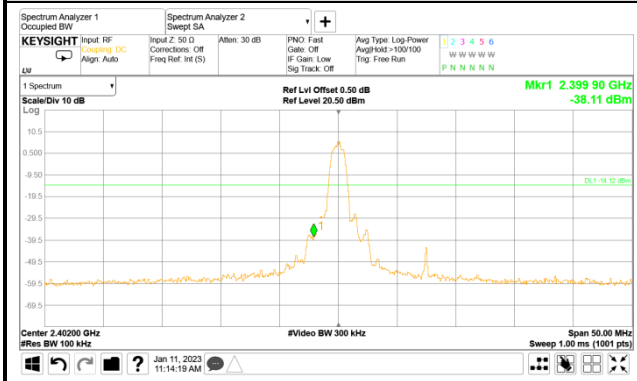	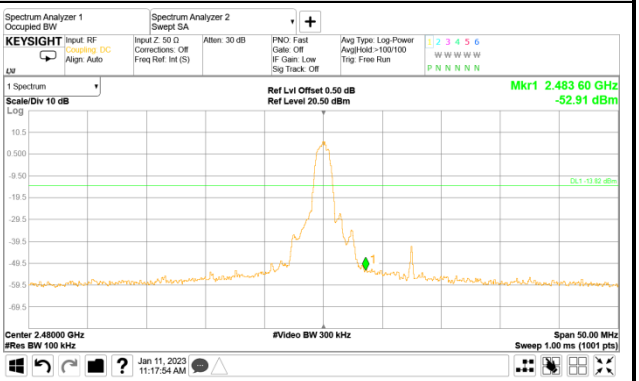

Hopping Mode

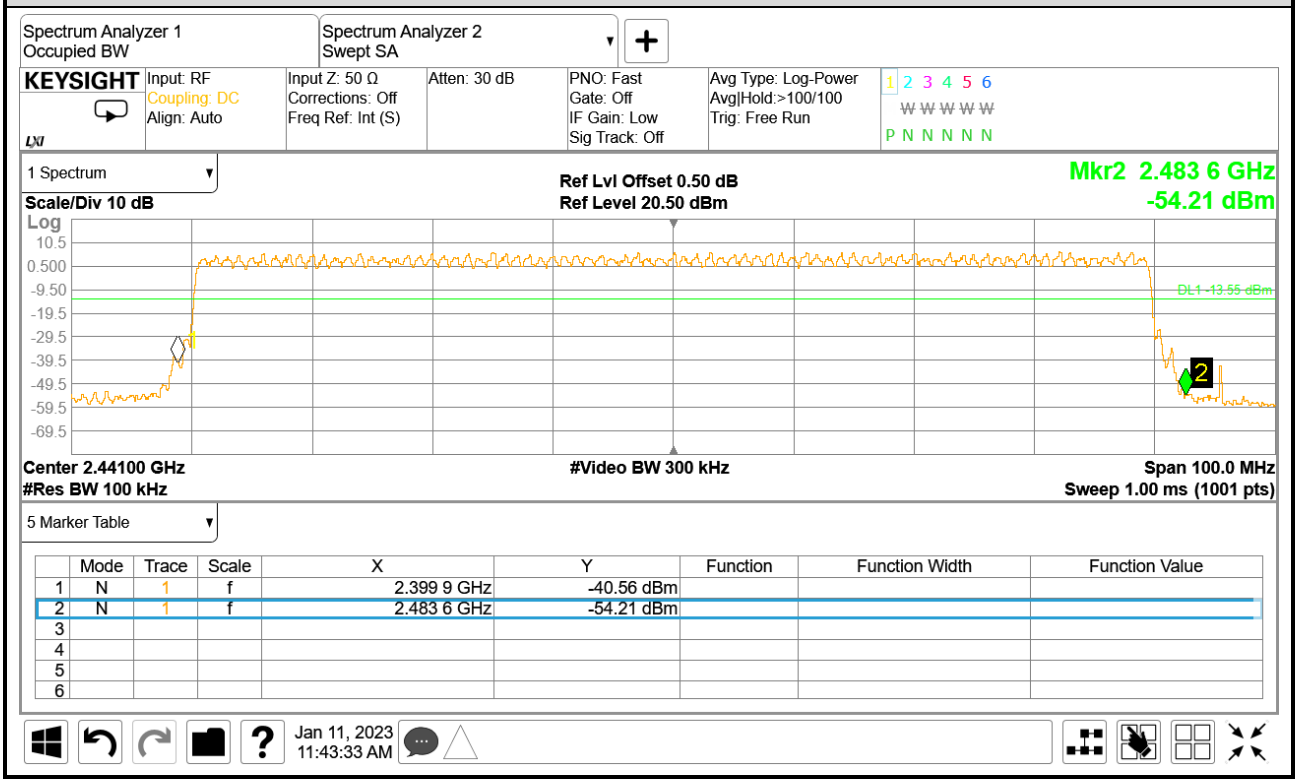

	Mode	Trace	Scale	X	Y	Function	Function Width	Function Value
1	N	1	f	2.399 9 GHz	-40.56 dBm			
2	N	1	f	2.483 6 GHz	-54.21 dBm			
3								
4								
5								
6								

This test report may be reproduced in full only. The document may only be updated by Audix Technology Corp. personnel. Any changes will be noted in the Document History section of the report.

Audix Technology Corp.
No. 491, Zhongfu Rd., Linkou Dist.,
New Taipei City244, Taiwan

Tel: +886 2 26099301
Fax: +886 2 26099303

A.8.2 Spurious Emission

GFSK	
2402MHz	2441MHz
30MHz –25GHz	30MHz –25GHz
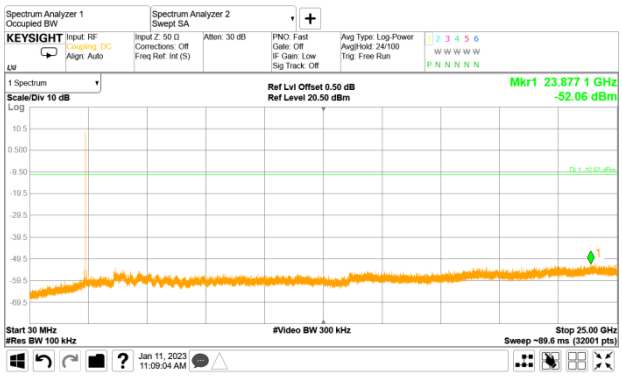	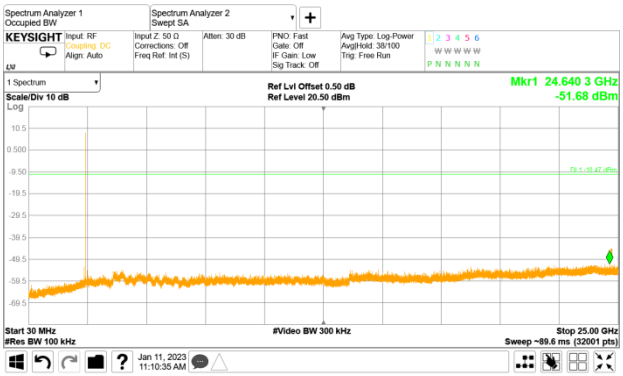
2480MHz	
30MHz –25GHz	
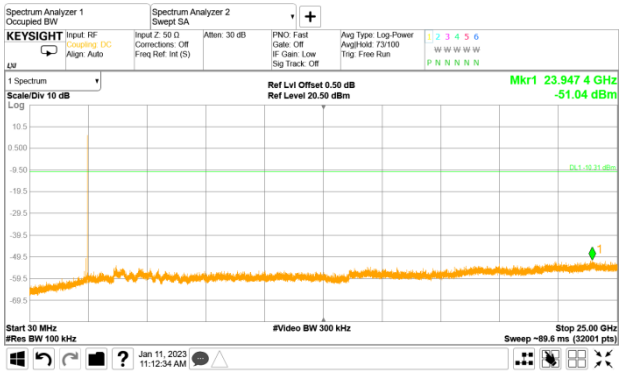	

Note: All results have been included cable loss.

This test report may be reproduced in full only. The document may only be updated by Audix Technology Corp. personnel. Any changes will be noted in the Document History section of the report.

Audix Technology Corp.
No. 491, Zhongfu Rd., Linkou Dist.,
New Taipei City244, Taiwan

Tel: +886 2 26099301
Fax: +886 2 26099303

8-DPSK	
2402MHz	2441MHz
30MHz –25GHz	30MHz –25GHz
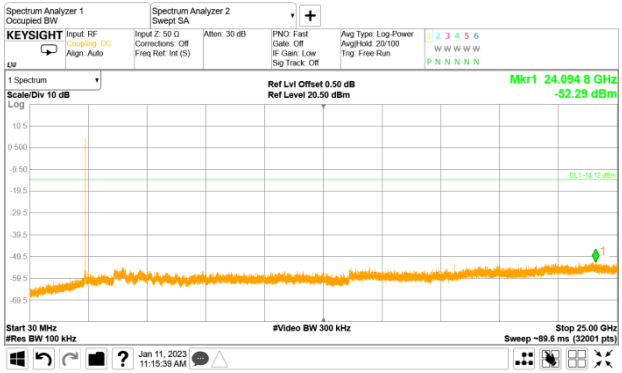	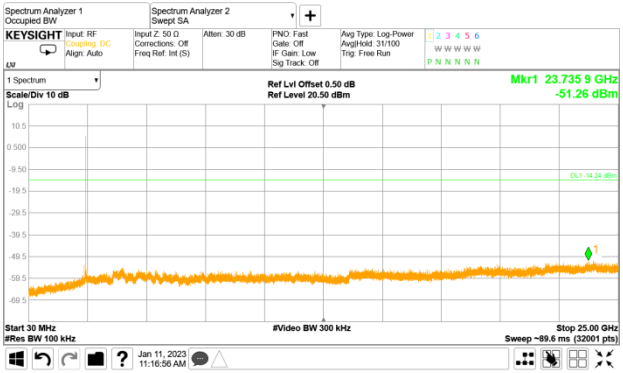
2480MHz	
30MHz –25GHz	
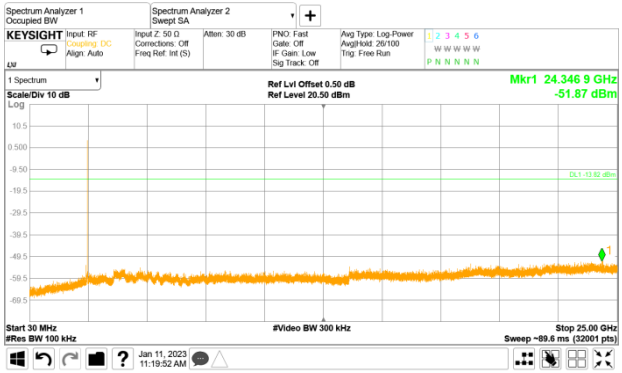	

Note: All results have been included cable loss.

This test report may be reproduced in full only. The document may only be updated by Audix Technology Corp. personnel. Any changes will be noted in the Document History section of the report.