Audix Technology Corp.
No. 491, Zhongfu Rd., Linkou Dist.,
New Taipei City244, Taiwan
Tel: +886 2 26099301
Fax: +886 2 26099303

TABLE OF CONTENTS

A.1 CONDUCTED EMISSION 2
A.2 RADIATED EMISSION 4
A.2.1 Emissions within Restricted Frequency Bands 4
A.2.2 Emissions outside the frequency band 21
A.2.3 Emissions in Non-restricted Frequency Bands 26
A.3 MAXIMUM OUTPUT POWER AND EMISSION/OCCUPIED BANDWIDTH 27
A.3.1 Average Output Power and Emission/Occupied Bandwidth 27
A.3.2 Measurement Plots 31
A.4 POWER SPECTRAL DENSITY 47
A.4.1 Power Spectral Density Result 47
A.4.2 Measurement Plots 51
A.5 FREQUENCY STABILITY 63
A.5.1 Frequency stability Result 63

This test report may be reproduced in full only. The document may only be updated by Audix Technology Corp. personnel. Any changes will be noted in the Document History section of the report.

Audix Technology Corp.
No. 491, Zhongfu Rd., Linkou Dist.,
New Taipei City244, Taiwan

Tel: +886 2 26099301
Fax: +886 2 26099303

A.1 CONDUCTED EMISSION

Test Date	2023/02/08	Temp./Hum.	23℃/60%
Test Voltage	AC 120V 60Hz (Via AC Adapter)	Tested By	Joe kuo

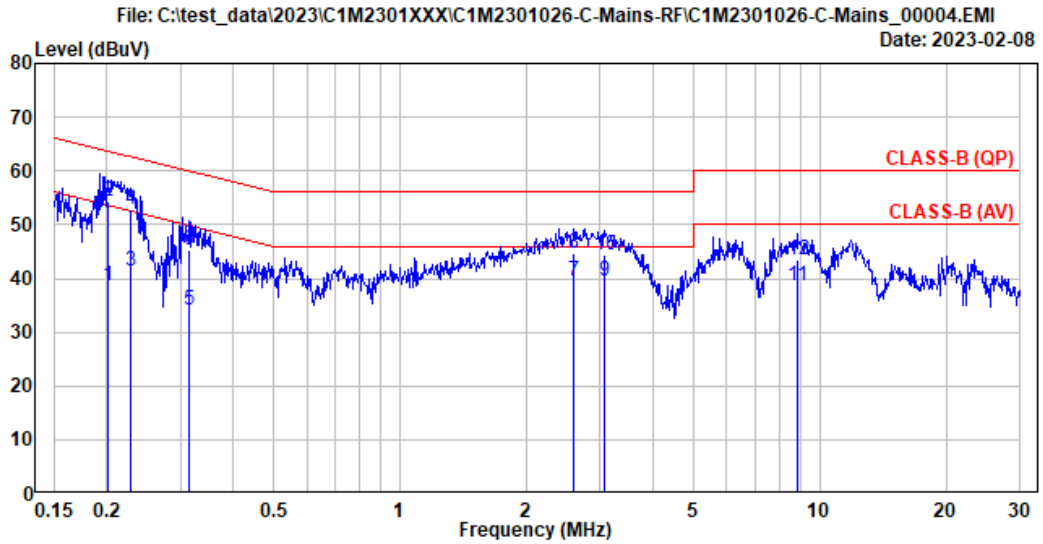

Site No. : No.8 Shielded Room
Instrument 1 : Receiver ESR(774)
Instrument 2 : ENV432 (567)(A)|CE-08|ESH3-Z2 (354)
Limit : CLASS-B (QP)
Environment : 23*C/60%
EUT Model : 15Z90RT
Test Mode : Operating

Data No. : 4
Phase : Neutral
Test Rating : 120Vac/60Hz
Engineer : Joe_Kuo

	Freq. (MHz)	AMN Factor (dB)	Cable Loss (dB)	Pulse Att. (dB)	Reading (dBμV)	Emission Level (dBμV)	Limits (dBμV)	Margin (dB)	Remark
1	0.201	10.32	0.03	9.85	18.32	38.52	53.56	15.04	Average
2	0.201	10.32	0.03	9.85	34.08	54.28	63.56	9.28	QP
3	0.229	10.32	0.03	9.85	21.23	41.43	52.48	11.05	Average
4	0.229	10.32	0.03	9.85	32.57	52.77	62.48	9.71	QP
5	0.315	10.32	0.03	9.85	13.93	34.13	49.83	15.70	Average
6	0.315	10.32	0.03	9.85	25.06	45.26	59.83	14.57	QP
7	2.596	10.38	0.07	9.86	19.35	39.66	46.00	6.34	Average
8	2.596	10.38	0.07	9.86	24.51	44.82	56.00	11.18	QP
9	3.060	10.38	0.07	9.86	19.31	39.62	46.00	6.38	Average
10	3.060	10.38	0.07	9.86	24.05	44.36	56.00	11.64	QP
11	8.847	10.60	0.13	9.88	17.91	38.52	50.00	11.48	Average
12	8.847	10.60	0.13	9.88	22.77	43.38	60.00	16.62	QP

Remarks: 1. Emission Level(dBμV)= AMN Factor(dB) + Cable Loss(dB) + Pulse Att.(dB) + Reading(dBμV).

This test report may be reproduced in full only. The document may only be updated by Audix Technology Corp. personnel. Any changes will be noted in the Document History section of the report.

Audix Technology Corp.
No. 491, Zhongfu Rd., Linkou Dist.,
New Taipei City244, Taiwan

Tel: +886 2 26099301
Fax: +886 2 26099303

Test Date	2023/02/08	Temp./Hum.	23℃/60%
Test Voltage	AC 120V 60Hz (Via AC Adapter)	Tested By	Joe kuo

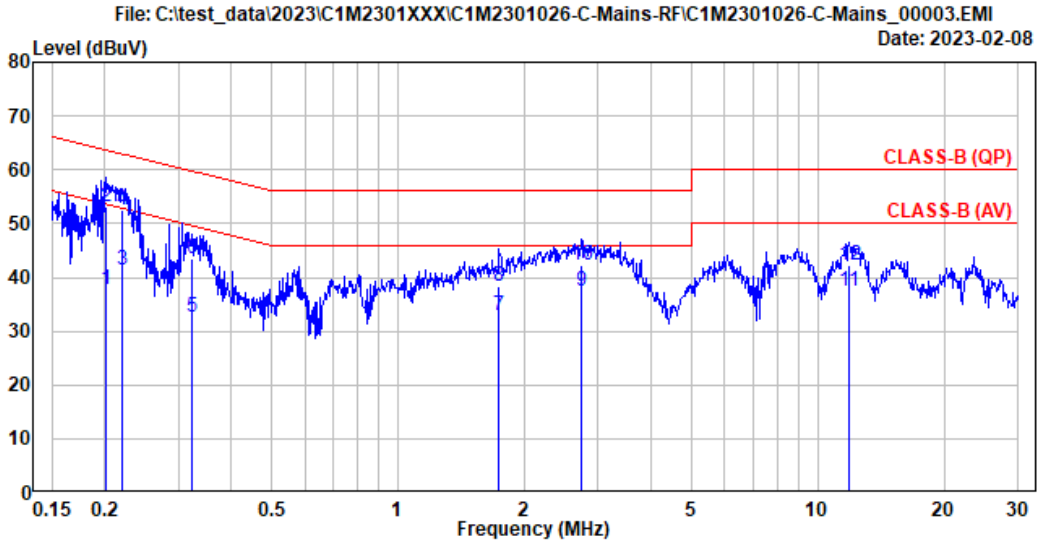

Site No. : No.8 Shielded Room
Instrument 1 : Receiver ESR(774)
Instrument 2 : ENV432 (567)(A)|CE-08|ESH3-Z2 (354)
Limit : CLASS-B (QP)
Environment : 23*C/60%
EUT Model : 15Z90RT
Test Mode : Operating

Data No. : 3
Phase : Line
Test Rating : 120Vac/60Hz
Engineer : Joe_Kuo

	Freq. (MHz)	AMN Factor (dB)	Cable Loss (dB)	Pulse Att. (dB)	Reading (dBμV)	Emission Level (dBμV)	Limits (dBμV)	Margin (dB)	Remark
1	0.202	10.22	0.03	9.85	17.67	37.77	53.52	15.75	Average
2	0.202	10.22	0.03	9.85	33.07	53.17	63.52	10.35	QP
3	0.220	10.22	0.03	9.85	21.13	41.23	52.81	11.58	Average
4	0.220	10.22	0.03	9.85	32.37	52.47	62.81	10.34	QP
5	0.322	10.22	0.03	9.85	12.46	32.56	49.67	17.11	Average
6	0.322	10.22	0.03	9.85	23.50	43.60	59.67	16.07	QP
7	1.742	10.25	0.06	9.86	12.81	32.98	46.00	13.02	Average
8	1.742	10.25	0.06	9.86	18.25	38.42	56.00	17.58	QP
9	2.742	10.26	0.07	9.86	17.21	37.40	46.00	8.60	Average
10	2.742	10.26	0.07	9.86	22.19	42.38	56.00	13.62	QP
11	11.871	10.47	0.15	9.90	16.76	37.28	50.00	12.72	Average
12	11.871	10.47	0.15	9.90	21.63	42.15	60.00	17.85	QP

Remarks: 1. Emission Level(dBμV)= AMN Factor(dB) + Cable Loss(dB) + Pulse Att.(dB) + Reading(dBμV).

This test report may be reproduced in full only. The document may only be updated by Audix Technology Corp. personnel. Any changes will be noted in the Document History section of the report.

Audix Technology Corp.
No. 491, Zhongfu Rd., Linkou Dist.,
New Taipei City244, Taiwan

Tel: +886 2 26099301
Fax: +886 2 26099303

A.2 RADIATED EMISSION

Test Date	2023/02/04 ~ 08	Temp./Hum.	20 ~ 22°C/65 ~77%
Test Voltage	AC 120V 60Hz (Via AC Adapter)	Tested By	Hua Wu

A.2.1 Emissions within Restricted Frequency Bands

A.2.1.1 Frequency 9kHz~30MHz

The emissions (9kHz~30MHz) not reported for there is no emission be found.

A.2.1.2 Frequency Below 1GHz

Mode	802.11ax-HE40	U-NII Band	4
RU Configuration	242/61	Frequency	TX 5835MHz

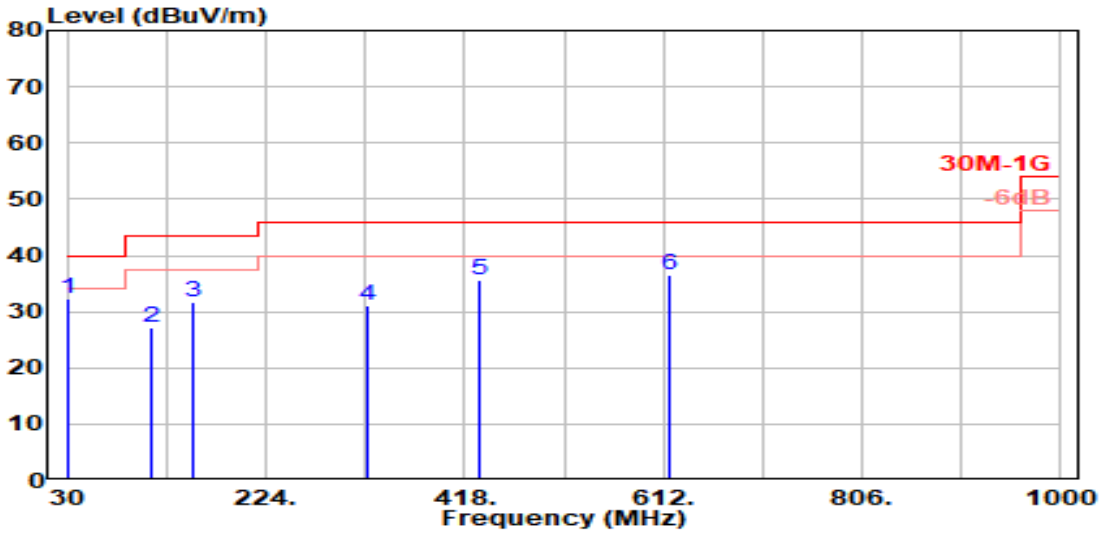

Antenna at Horizontal Polarization

Emission Frequency (MHz)	Antenna Factor (dB/m)	Cable Loss (dB)	Preamp Gain (dB)	Read Level (dBμV)	Emission Level (dBμV/m)	Limits (dBμV/m)	Margin (dB)	Detector
30.970	23.08	1.43	26.49	34.22	32.24	40.00	7.76	Peak
111.480	17.55	2.75	26.21	33.22	27.32	43.50	16.18	Peak
152.220	16.76	3.22	25.99	37.59	31.58	43.50	11.92	Peak
323.910	19.91	5.02	25.83	32.00	31.09	46.00	14.91	Peak
432.550	22.27	6.22	26.68	33.83	35.64	46.00	10.36	Peak
618.790	24.46	7.21	27.41	32.38	36.64	46.00	9.36	Peak

This test report may be reproduced in full only. The document may only be updated by Audix Technology Corp. personnel. Any changes will be noted in the Document History section of the report.

Audix Technology Corp.
No. 491, Zhongfu Rd., Linkou Dist.,
New Taipei City244, Taiwan
Tel: +886 2 26099301
Fax: +886 2 26099303

Mode	802.11ax-HE40	U-NII Band	4
RU Configuration	242/61	Frequency	TX 5835MHz

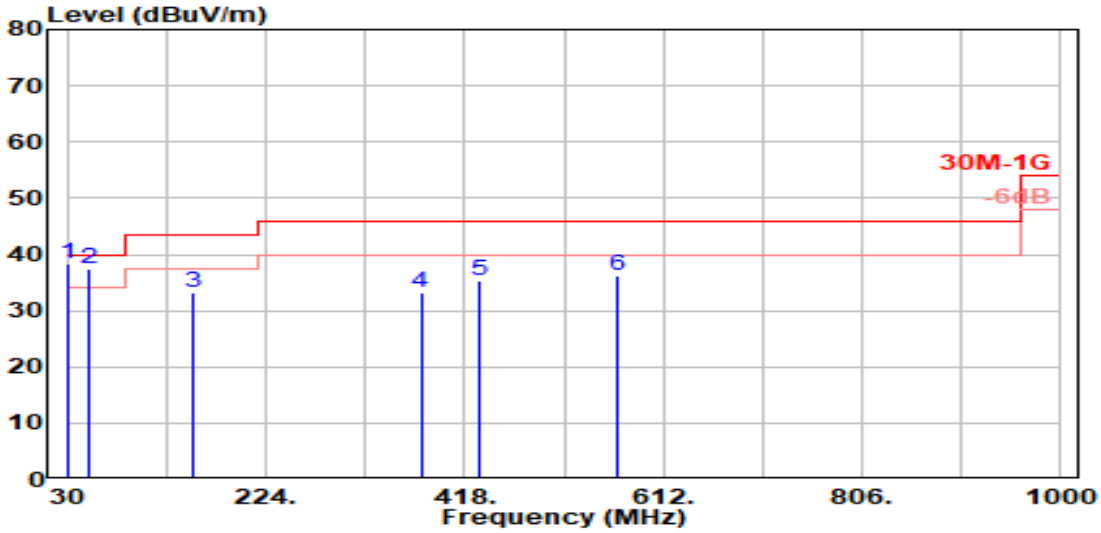

Antenna at Vertical Polarization

Emission Frequency (MHz)	Antenna Factor (dB/m)	Cable Loss (dB)	Preamp Gain (dB)	Read Level (dBμV)	Emission Level (dBμV/m)	Limits (dBμV/m)	Margin (dB)	Detector
31.940	22.88	1.46	0.00	13.91	38.26	40.00	1.74	QP
50.370	14.10	1.84	26.46	47.99	37.47	40.00	2.53	Peak
152.220	16.76	3.22	25.99	39.16	33.16	43.50	10.34	Peak
375.320	21.10	5.66	26.26	32.79	33.29	46.00	12.71	Peak
431.580	22.25	6.21	26.67	33.62	35.40	46.00	10.60	Peak
568.350	24.12	7.00	27.32	32.29	36.09	46.00	9.91	Peak

This test report may be reproduced in full only. The document may only be updated by Audix Technology Corp. personnel. Any changes will be noted in the Document History section of the report.

Audix Technology Corp.
No. 491, Zhongfu Rd., Linkou Dist.,
New Taipei City244, Taiwan
Tel: +886 2 26099301
Fax: +886 2 26099303

A.2.1.3 Frequency Above 1 GHz to 10th harmonics

Band Edge:

Mode	802.11a	U-NII Band	4
		Frequency	TX 5885MHz

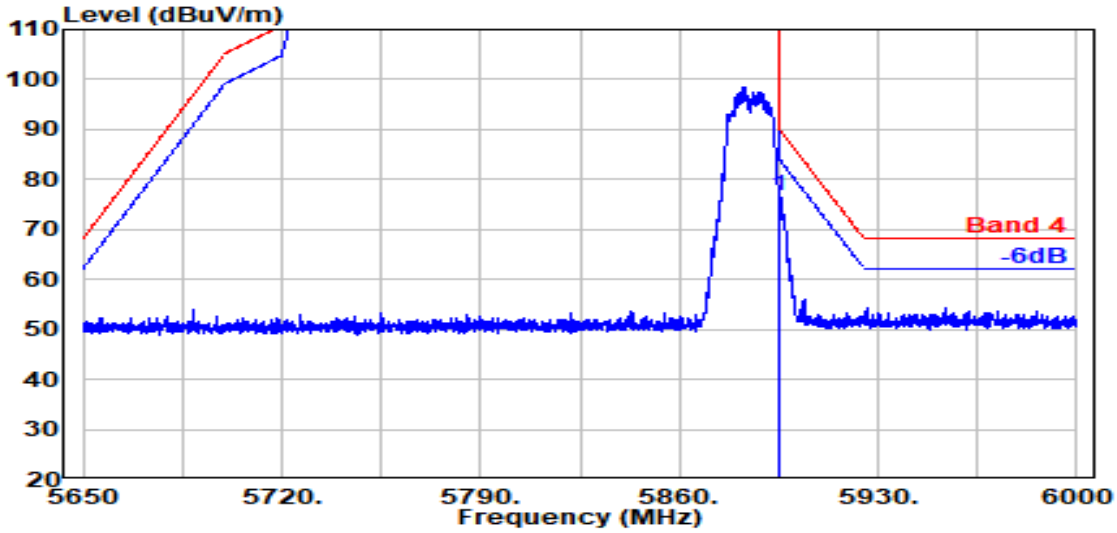

Antenna at Horizontal Polarization

Emission Frequency (MHz)	Antenna Factor (dB/m)	Cable Loss (dB)	Preamp Gain (dB)	Read Level (dBμV)	Emission Level (dBμV/m)	Limits (dBμV/m)	Margin (dB)	Detector
5895.000	35.76	9.28	34.38	66.12	76.78	90.20	13.42	Peak

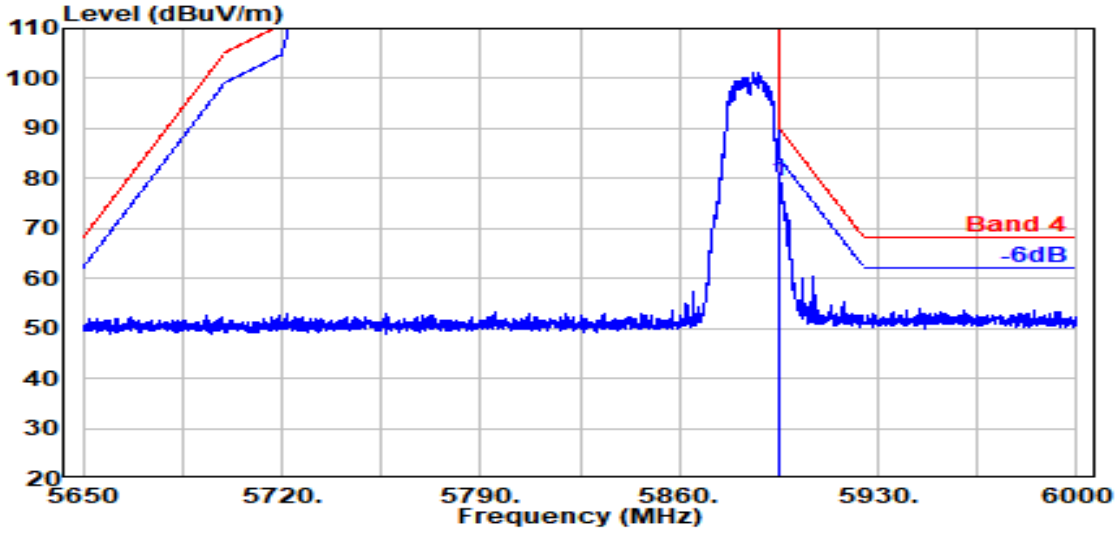

Antenna at Vertical Polarization

Emission Frequency (MHz)	Antenna Factor (dB/m)	Cable Loss (dB)	Preamp Gain (dB)	Read Level (dBμV)	Emission Level (dBμV/m)	Limits (dBμV/m)	Margin (dB)	Detector
5895.000	35.76	9.28	34.38	68.69	79.34	90.20	10.86	Peak

Note: When peak-detected value is lower than limit that the measurement using the average detector is not required, otherwise using average detector for final measurement.

This test report may be reproduced in full only. The document may only be updated by Audix Technology Corp. personnel. Any changes will be noted in the Document History section of the report.

Audix Technology Corp.
No. 491, Zhongfu Rd., Linkou Dist.,
New Taipei City244, Taiwan
Tel: +886 2 26099301
Fax: +886 2 26099303

Mode	802.11n-HT20	U-NII Band	4
		Frequency	TX 5885MHz

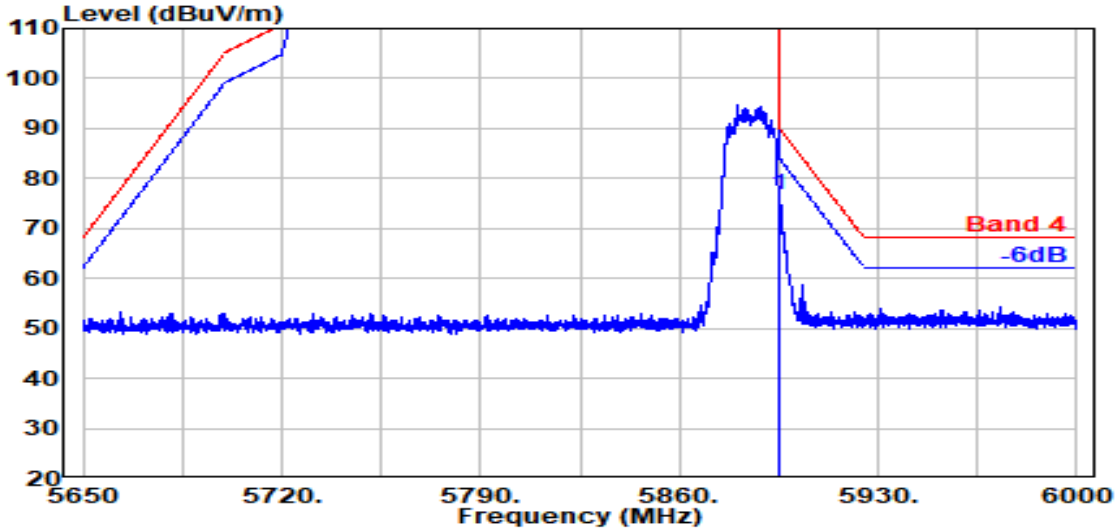

Antenna at Horizontal Polarization

Emission Frequency (MHz)	Antenna Factor (dB/m)	Cable Loss (dB)	Preamp Gain (dB)	Read Level (dBμV)	Emission Level (dBμV/m)	Limits (dBμV/m)	Margin (dB)	Detector
5895.000	35.76	9.28	34.38	66.13	76.79	90.20	13.41	Peak

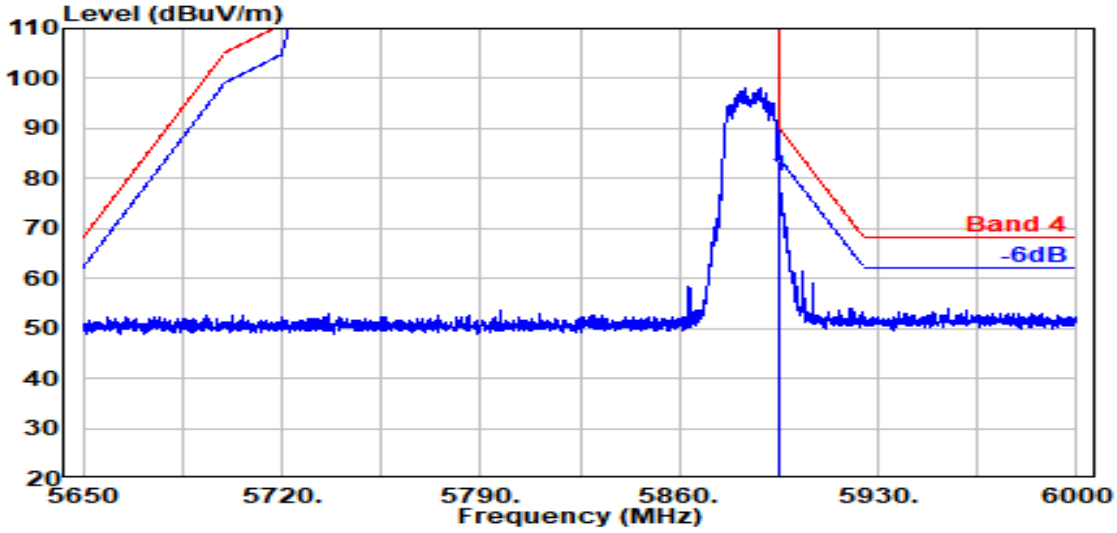

Antenna at Vertical Polarization

Emission Frequency (MHz)	Antenna Factor (dB/m)	Cable Loss (dB)	Preamp Gain (dB)	Read Level (dBμV)	Emission Level (dBμV/m)	Limits (dBμV/m)	Margin (dB)	Detector
5895.000	35.76	9.28	34.38	69.80	80.46	90.20	9.74	Peak

Note: When peak-detected value is lower than limit that the measurement using the average detector is not required, otherwise using average detector for final measurement.

This test report may be reproduced in full only. The document may only be updated by Audix Technology Corp. personnel. Any changes will be noted in the Document History section of the report.

Audix Technology Corp.
No. 491, Zhongfu Rd., Linkou Dist.,
New Taipei City244, Taiwan
Tel: +886 2 26099301
Fax: +886 2 26099303

Mode	802.11n-HT40	U-NII Band	4
		Frequency	TX 5875MHz

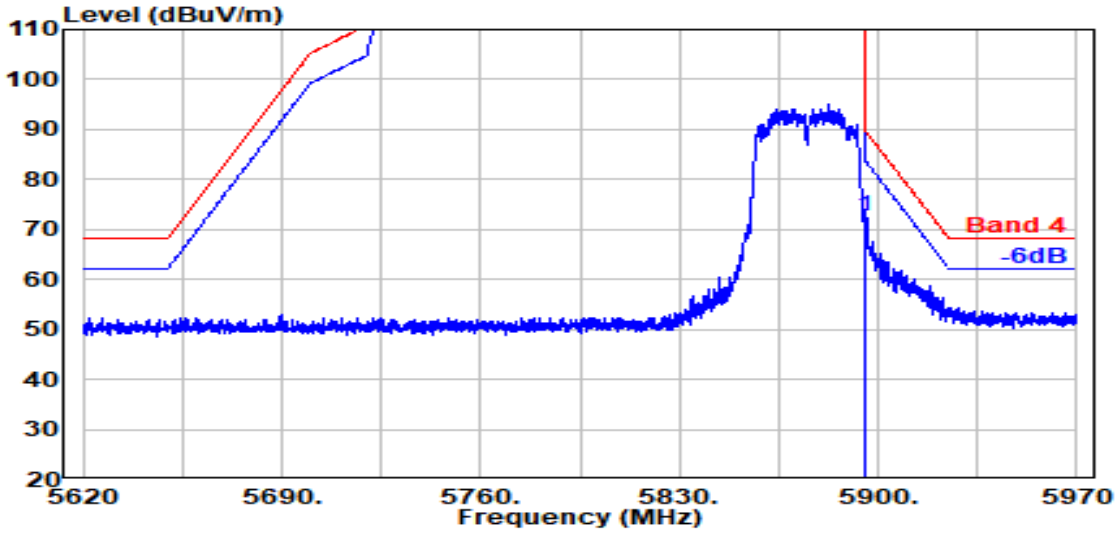

Antenna at Horizontal Polarization

Emission Frequency (MHz)	Antenna Factor (dB/m)	Cable Loss (dB)	Preamp Gain (dB)	Read Level (dBμV)	Emission Level (dBμV/m)	Limits (dBμV/m)	Margin (dB)	Detector
5895.000	35.76	9.28	34.38	62.09	72.75	90.20	17.45	Peak

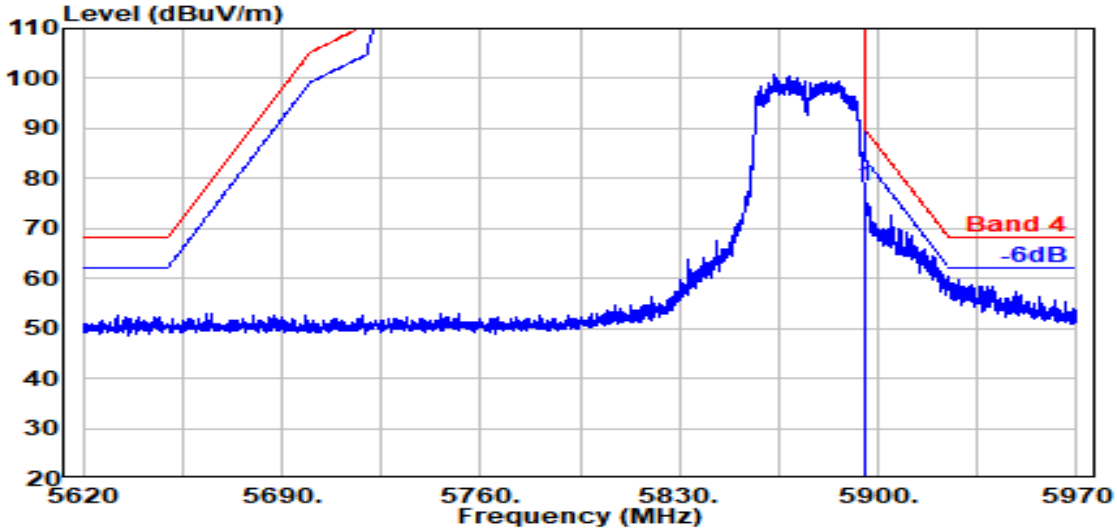

Antenna at Vertical Polarization

Emission Frequency (MHz)	Antenna Factor (dB/m)	Cable Loss (dB)	Preamp Gain (dB)	Read Level (dBμV)	Emission Level (dBμV/m)	Limits (dBμV/m)	Margin (dB)	Detector
5895.000	35.76	9.28	34.38	67.65	78.31	90.20	11.89	Peak

Note: When peak-detected value is lower than limit that the measurement using the average detector is not required, otherwise using average detector for final measurement.

This test report may be reproduced in full only. The document may only be updated by Audix Technology Corp. personnel. Any changes will be noted in the Document History section of the report.

Audix Technology Corp.
No. 491, Zhongfu Rd., Linkou Dist.,
New Taipei City244, Taiwan
Tel: +886 2 26099301
Fax: +886 2 26099303

Mode	802.11ac-VHT80	U-NII Band	4
		Frequency	TX 5855MHz

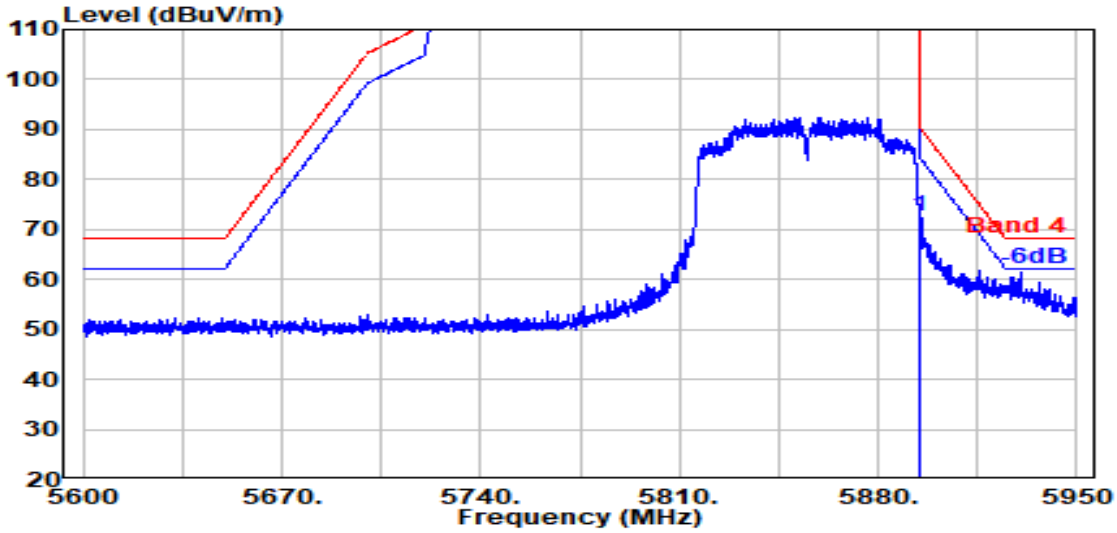

Antenna at Horizontal Polarization

Emission Frequency (MHz)	Antenna Factor (dB/m)	Cable Loss (dB)	Preamp Gain (dB)	Read Level (dBμV)	Emission Level (dBμV/m)	Limits (dBμV/m)	Margin (dB)	Detector
5895.000	35.76	9.28	34.38	62.11	72.77	90.20	17.43	Peak

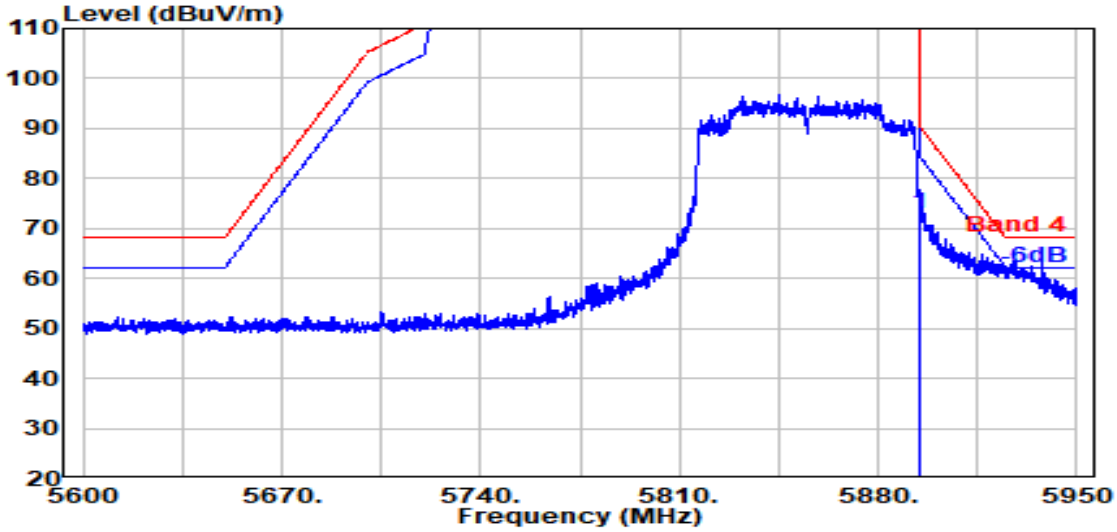

Antenna at Vertical Polarization

Emission Frequency (MHz)	Antenna Factor (dB/m)	Cable Loss (dB)	Preamp Gain (dB)	Read Level (dBμV)	Emission Level (dBμV/m)	Limits (dBμV/m)	Margin (dB)	Detector
5895.000	35.76	9.28	34.38	62.43	73.09	90.20	17.11	Peak

Note: When peak-detected value is lower than limit that the measurement using the average detector is not required, otherwise using average detector for final measurement.

This test report may be reproduced in full only. The document may only be updated by Audix Technology Corp. personnel. Any changes will be noted in the Document History section of the report.

Audix Technology Corp.
No. 491, Zhongfu Rd., Linkou Dist.,
New Taipei City244, Taiwan
Tel: +886 2 26099301
Fax: +886 2 26099303

Mode	802.11ac-VHT60	U-NII Band	4
		Frequency	TX 5815MHz

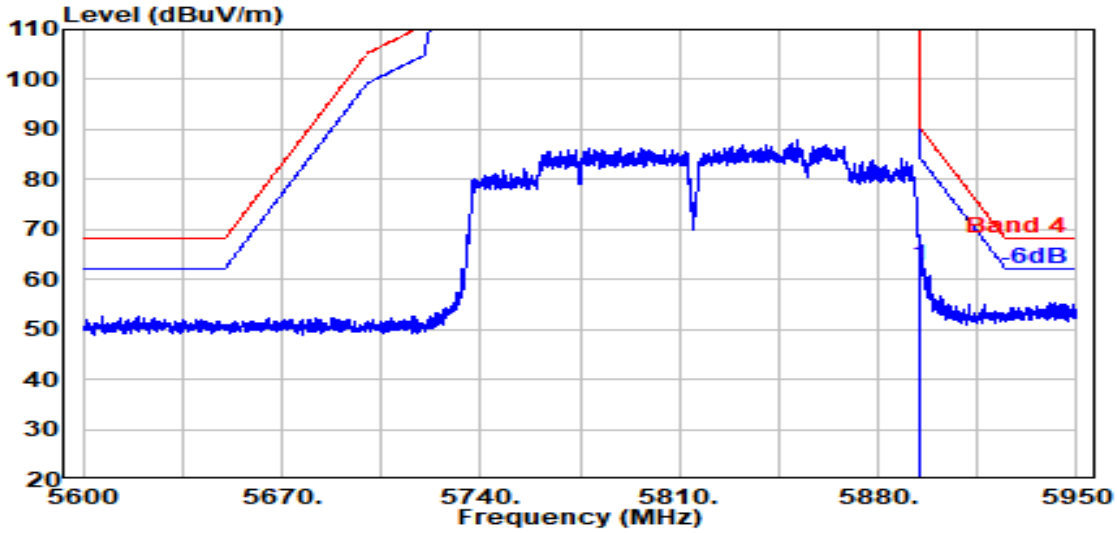

Antenna at Horizontal Polarization

Emission Frequency (MHz)	Antenna Factor (dB/m)	Cable Loss (dB)	Preamp Gain (dB)	Read Level (dBμV)	Emission Level (dBμV/m)	Limits (dBμV/m)	Margin (dB)	Detector
5895.000	35.76	9.28	34.38	52.00	62.65	90.20	27.55	Peak

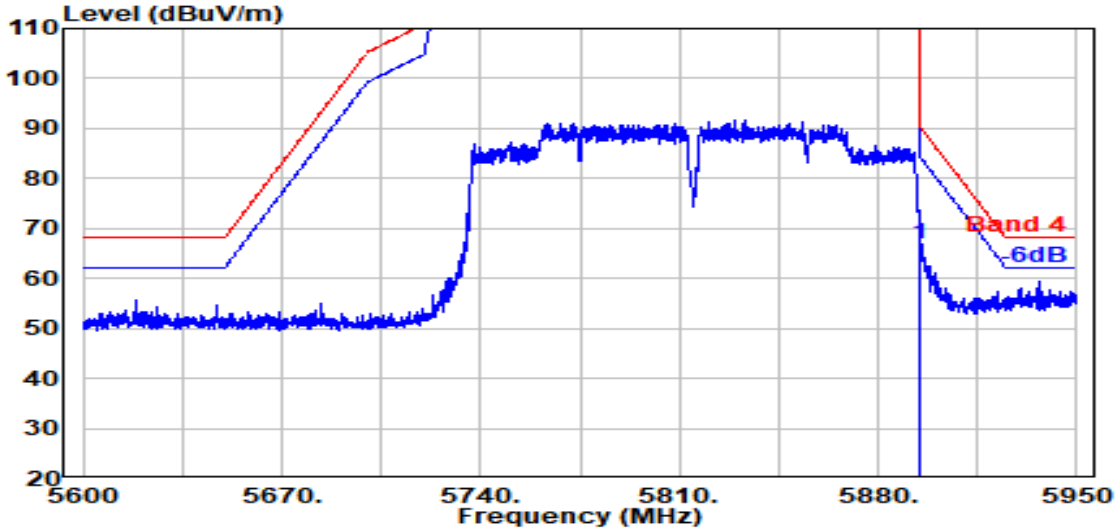

Antenna at Vertical Polarization

Emission Frequency (MHz)	Antenna Factor (dB/m)	Cable Loss (dB)	Preamp Gain (dB)	Read Level (dBμV)	Emission Level (dBμV/m)	Limits (dBμV/m)	Margin (dB)	Detector
5895.000	35.76	9.28	34.38	56.19	66.85	90.20	23.35	Peak

Note: When peak-detected value is lower than limit that the measurement using the average detector is not required, otherwise using average detector for final measurement.

This test report may be reproduced in full only. The document may only be updated by Audix Technology Corp. personnel. Any changes will be noted in the Document History section of the report.

Audix Technology Corp.
No. 491, Zhongfu Rd., Linkou Dist.,
New Taipei City244, Taiwan
Tel: +886 2 26099301
Fax: +886 2 26099303

Mode	802.11ax-HE20	U-NII Band	4
		Frequency	TX 5885MHz

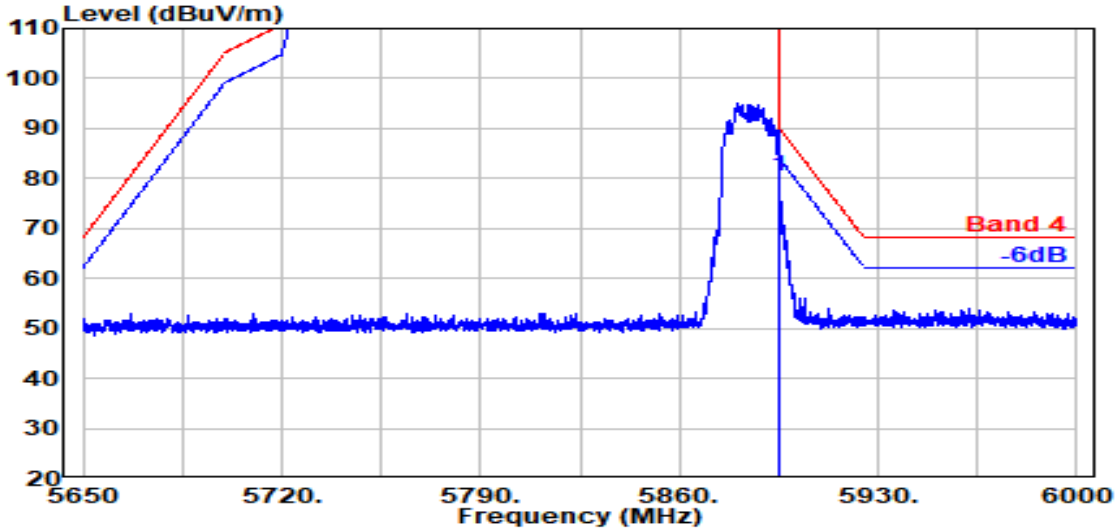

Antenna at Horizontal Polarization

Emission Frequency (MHz)	Antenna Factor (dB/m)	Cable Loss (dB)	Preamp Gain (dB)	Read Level (dBμV)	Emission Level (dBμV/m)	Limits (dBμV/m)	Margin (dB)	Detector
5895.000	35.76	9.28	34.38	69.64	80.30	90.20	9.90	Peak

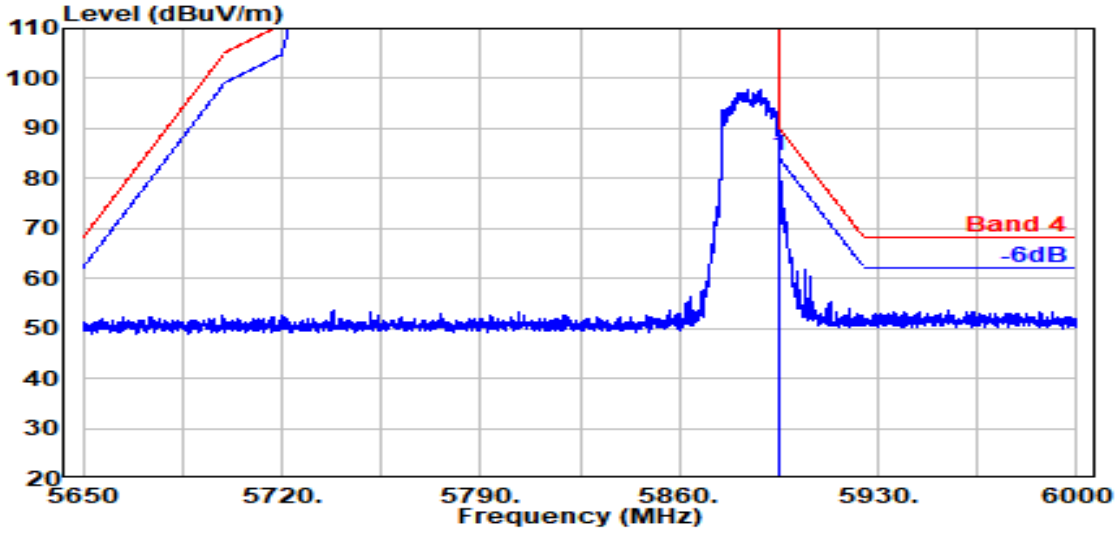

Antenna at Vertical Polarization

Emission Frequency (MHz)	Antenna Factor (dB/m)	Cable Loss (dB)	Preamp Gain (dB)	Read Level (dBμV)	Emission Level (dBμV/m)	Limits (dBμV/m)	Margin (dB)	Detector
5895.000	35.76	9.28	34.38	74.04	84.70	90.20	5.50	Peak

Note: When peak-detected value is lower than limit that the measurement using the average detector is not required, otherwise using average detector for final measurement.

This test report may be reproduced in full only. The document may only be updated by Audix Technology Corp. personnel. Any changes will be noted in the Document History section of the report.

Audix Technology Corp.
No. 491, Zhongfu Rd., Linkou Dist.,
New Taipei City244, Taiwan
Tel: +886 2 26099301
Fax: +886 2 26099303

Mode	802.11ax-HE40	U-NII Band	4
		Frequency	TX 5875MHz

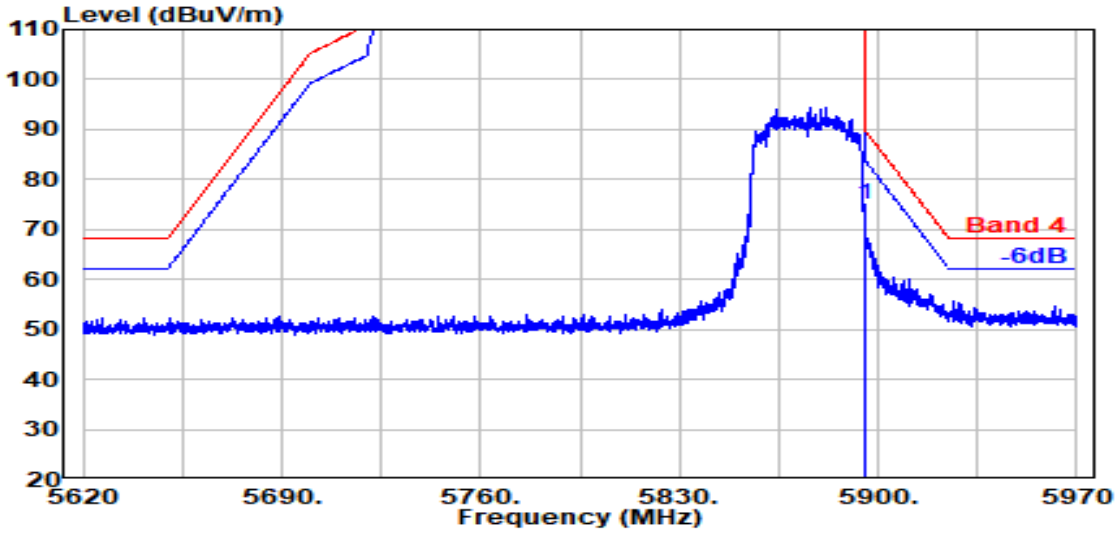

Antenna at Horizontal Polarization

Emission Frequency (MHz)	Antenna Factor (dB/m)	Cable Loss (dB)	Preamp Gain (dB)	Read Level (dBμV)	Emission Level (dBμV/m)	Limits (dBμV/m)	Margin (dB)	Detector
5895.000	35.76	9.28	34.38	64.52	75.18	90.20	15.02	Peak

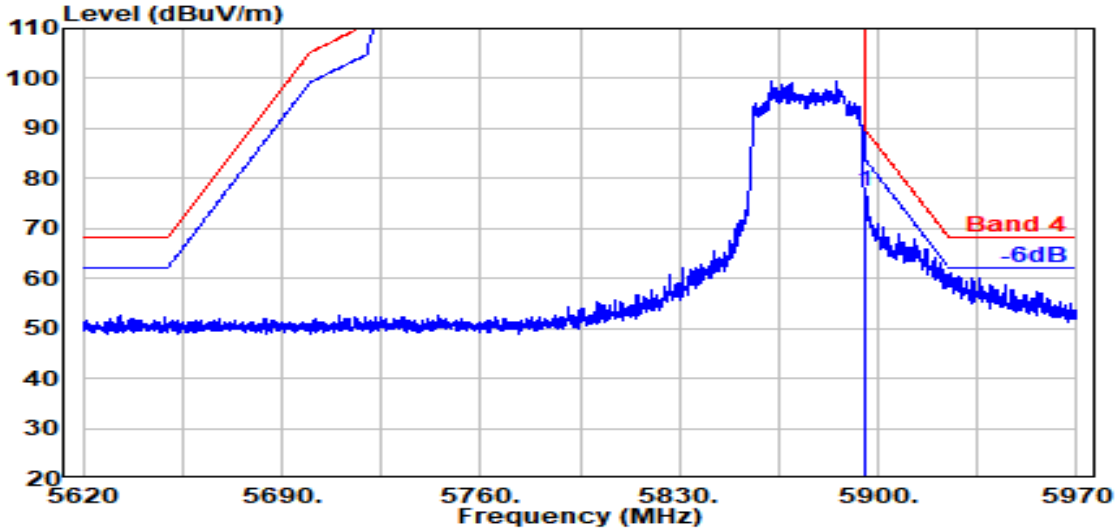

Antenna at Vertical Polarization

Emission Frequency (MHz)	Antenna Factor (dB/m)	Cable Loss (dB)	Preamp Gain (dB)	Read Level (dBμV)	Emission Level (dBμV/m)	Limits (dBμV/m)	Margin (dB)	Detector
5895.000	35.76	9.28	34.38	66.86	77.52	90.20	12.68	Peak

Note: When peak-detected value is lower than limit that the measurement using the average detector is not required, otherwise using average detector for final measurement.

This test report may be reproduced in full only. The document may only be updated by Audix Technology Corp. personnel. Any changes will be noted in the Document History section of the report.

Audix Technology Corp.
No. 491, Zhongfu Rd., Linkou Dist.,
New Taipei City244, Taiwan
Tel: +886 2 26099301
Fax: +886 2 26099303

Mode	802.11ax-HE80	U-NII Band	4
		Frequency	TX 5855MHz

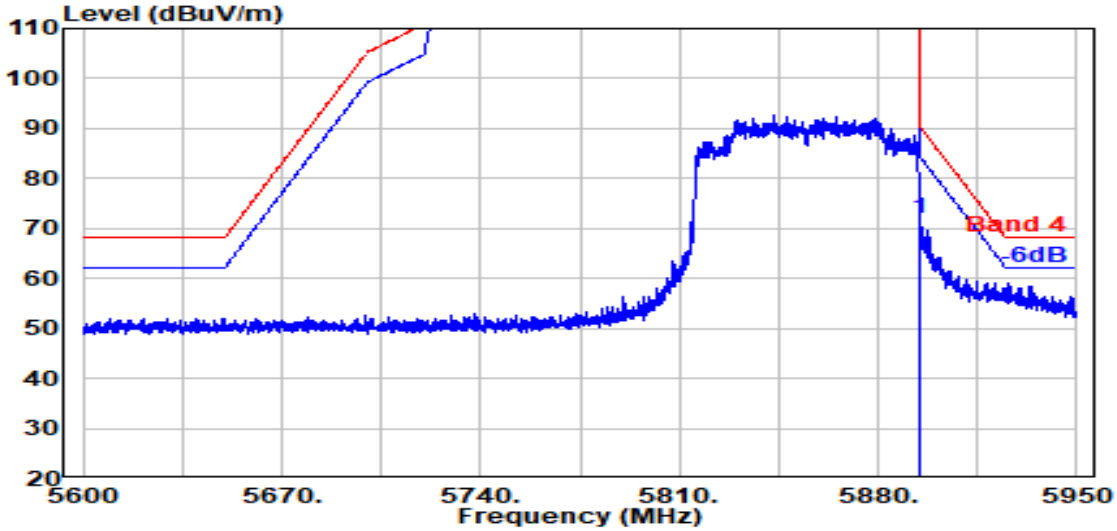

Antenna at Horizontal Polarization

Emission Frequency (MHz)	Antenna Factor (dB/m)	Cable Loss (dB)	Preamp Gain (dB)	Read Level (dBμV)	Emission Level (dBμV/m)	Limits (dBμV/m)	Margin (dB)	Detector
5895.000	35.76	9.28	34.38	61.45	72.10	90.20	18.10	Peak

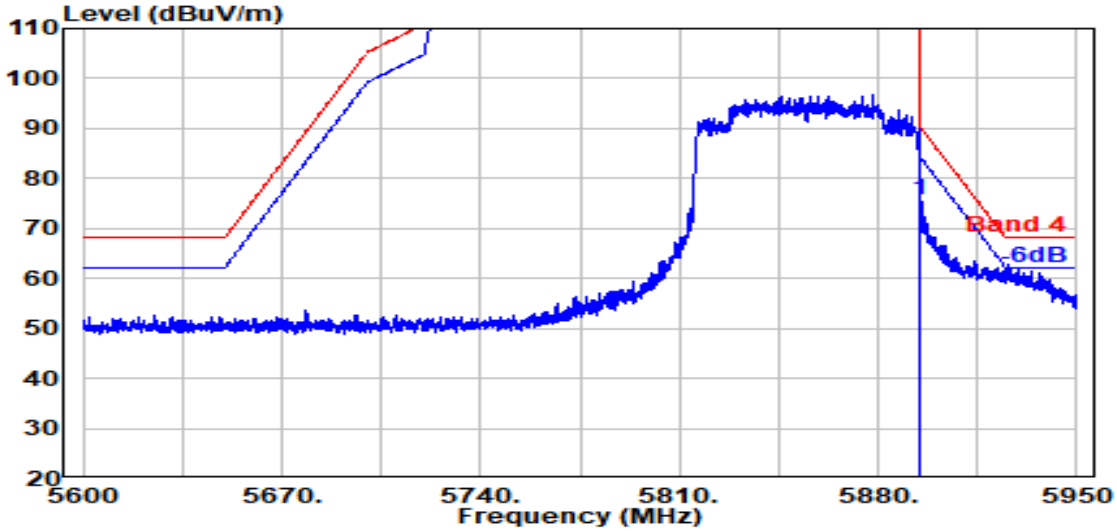

Antenna at Vertical Polarization

Emission Frequency (MHz)	Antenna Factor (dB/m)	Cable Loss (dB)	Preamp Gain (dB)	Read Level (dBμV)	Emission Level (dBμV/m)	Limits (dBμV/m)	Margin (dB)	Detector
5895.000	35.76	9.28	34.38	65.14	75.80	90.20	14.40	Peak

Note: When peak-detected value is lower than limit that the measurement using the average detector is not required, otherwise using average detector for final measurement..

This test report may be reproduced in full only. The document may only be updated by Audix Technology Corp. personnel. Any changes will be noted in the Document History section of the report.

Audix Technology Corp.
No. 491, Zhongfu Rd., Linkou Dist.,
New Taipei City244, Taiwan
Tel: +886 2 26099301
Fax: +886 2 26099303

Mode	802.11ax-HE160	U-NII Band	4
		Frequency	TX 5815MHz

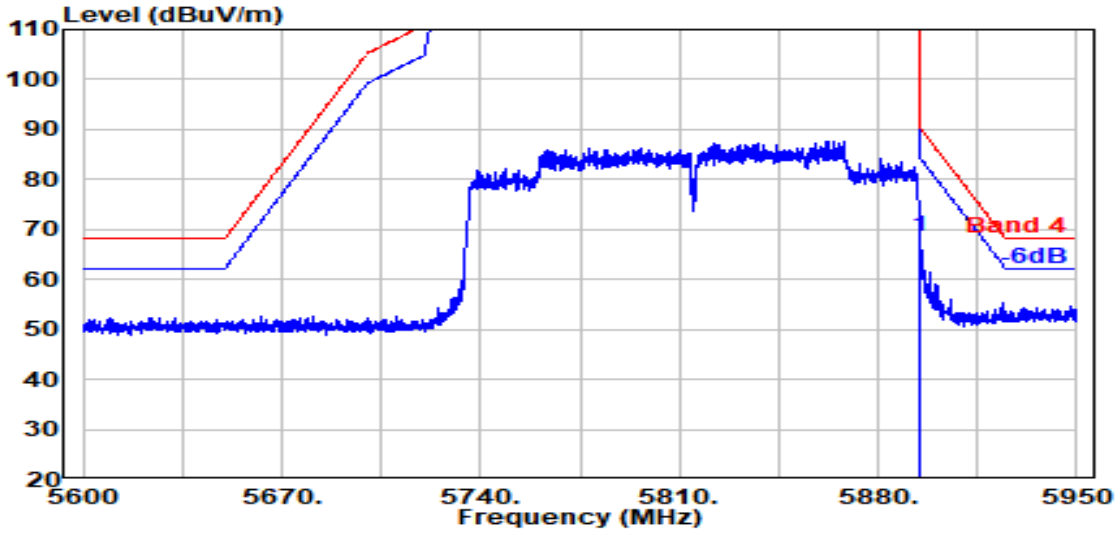

Antenna at Horizontal Polarization

Emission Frequency (MHz)	Antenna Factor (dB/m)	Cable Loss (dB)	Preamp Gain (dB)	Read Level (dBμV)	Emission Level (dBμV/m)	Limits (dBμV/m)	Margin (dB)	Detector
5895.000	35.76	9.28	34.38	57.81	68.46	90.20	21.74	Peak

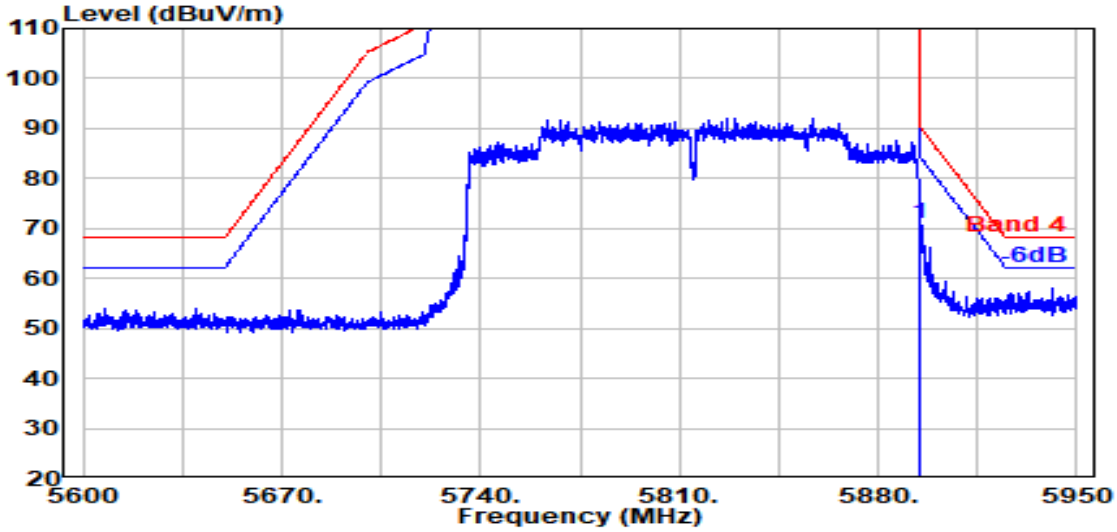

Antenna at Vertical Polarization

Emission Frequency (MHz)	Antenna Factor (dB/m)	Cable Loss (dB)	Preamp Gain (dB)	Read Level (dBμV)	Emission Level (dBμV/m)	Limits (dBμV/m)	Margin (dB)	Detector
5895.000	35.76	9.28	34.38	60.21	70.86	90.20	19.34	Peak

Note: When peak-detected value is lower than limit that the measurement using the average detector is not required, otherwise using average detector for final measurement.

This test report may be reproduced in full only. The document may only be updated by Audix Technology Corp. personnel. Any changes will be noted in the Document History section of the report.

Audix Technology Corp.
No. 491, Zhongfu Rd., Linkou Dist.,
New Taipei City244, Taiwan
Tel: +886 2 26099301
Fax: +886 2 26099303

Mode	802.11ax-HE20	U-NII Band	4
RU Configuration	26/8	Frequency	TX 5885MHz

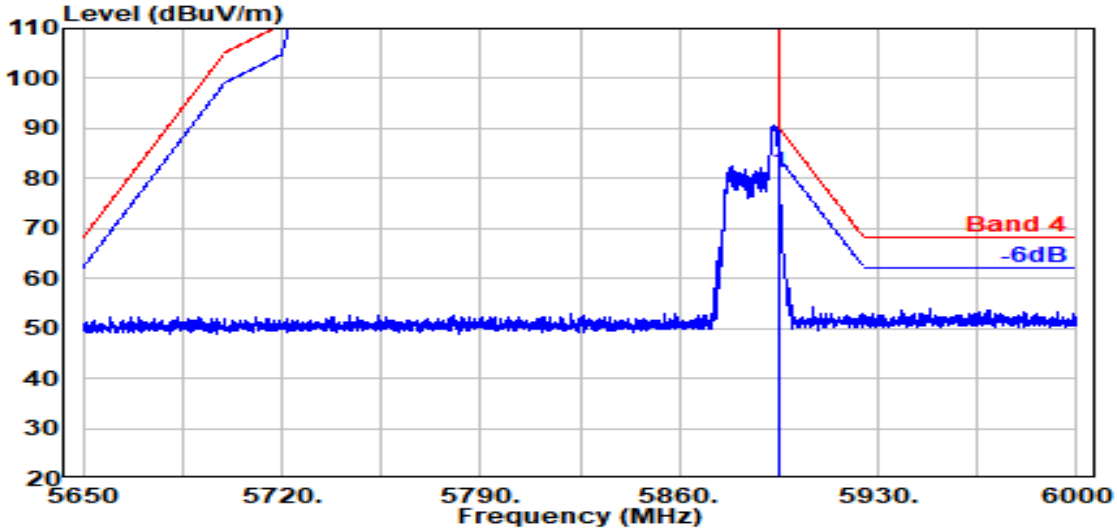

Antenna at Horizontal Polarization

Emission Frequency (MHz)	Antenna Factor (dB/m)	Cable Loss (dB)	Preamp Gain (dB)	Read Level (dBμV)	Emission Level (dBμV/m)	Limits (dBμV/m)	Margin (dB)	Detector
5895.000	35.76	9.28	34.38	70.40	81.06	90.20	9.14	Peak

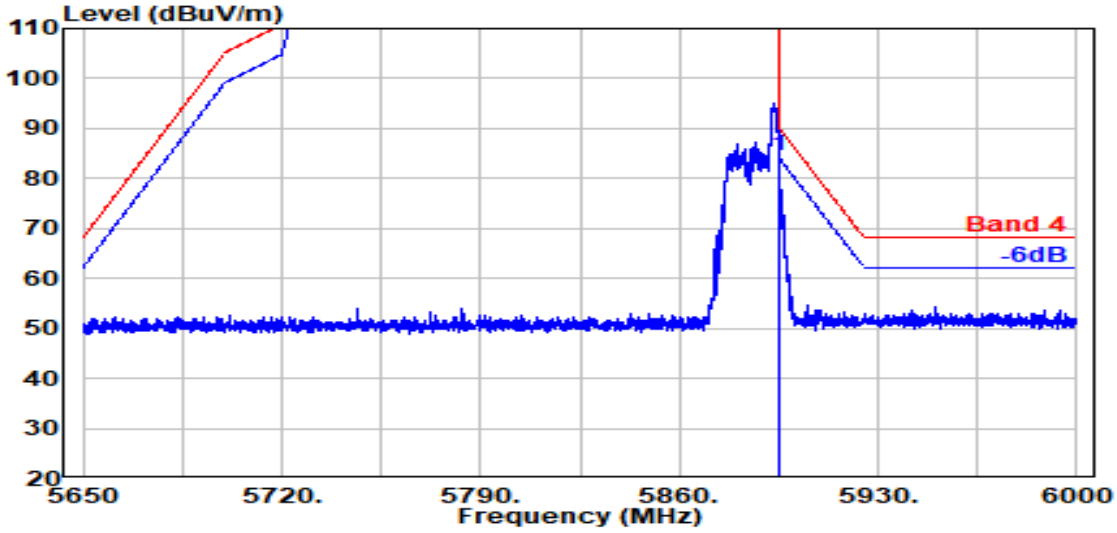

Antenna at Vertical Polarization

Emission Frequency (MHz)	Antenna Factor (dB/m)	Cable Loss (dB)	Preamp Gain (dB)	Read Level (dBμV)	Emission Level (dBμV/m)	Limits (dBμV/m)	Margin (dB)	Detector
5895.000	35.76	9.28	34.38	73.71	84.36	90.20	5.84	Peak

Note: When peak-detected value is lower than limit that the measurement using the average detector is not required, otherwise using average detector for final measurement.

This test report may be reproduced in full only. The document may only be updated by Audix Technology Corp. personnel. Any changes will be noted in the Document History section of the report.

Audix Technology Corp.
No. 491, Zhongfu Rd., Linkou Dist.,
New Taipei City244, Taiwan
Tel: +886 2 26099301
Fax: +886 2 26099303

Mode	802.11ax-HE20	U-NII Band	4
RU Configuration	50/40	Frequency	TX 5885MHz

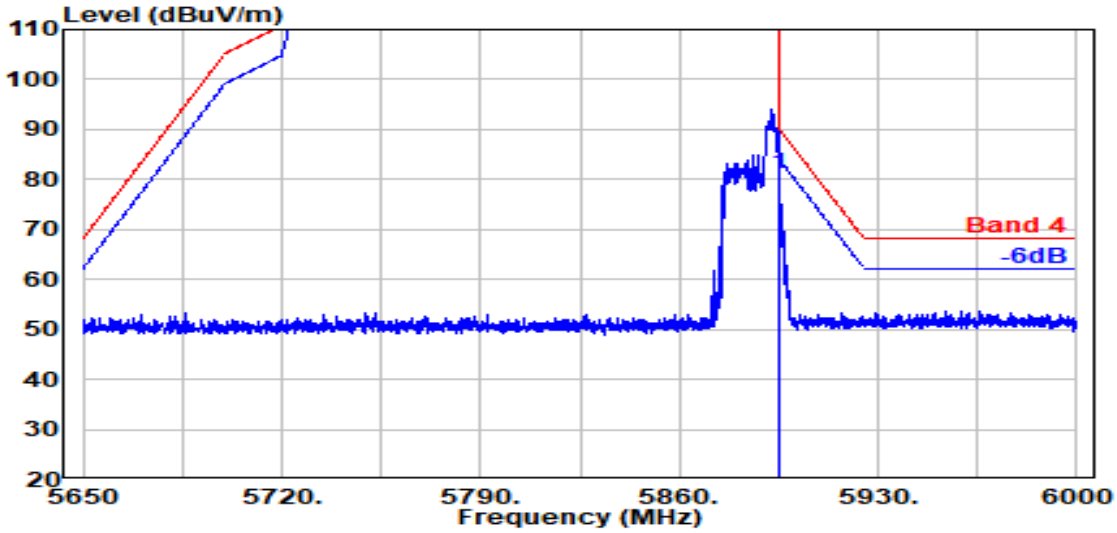

Antenna at Horizontal Polarization

Emission Frequency (MHz)	Antenna Factor (dB/m)	Cable Loss (dB)	Preamp Gain (dB)	Read Level (dBμV)	Emission Level (dBμV/m)	Limits (dBμV/m)	Margin (dB)	Detector
5895.000	35.76	9.28	34.38	70.49	81.14	90.20	9.06	Peak

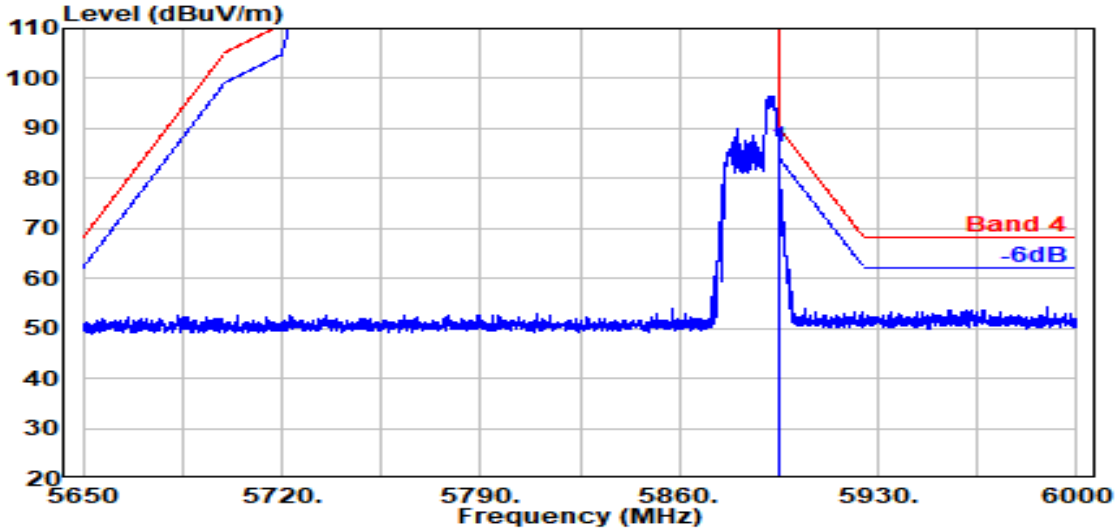

Antenna at Vertical Polarization

Emission Frequency (MHz)	Antenna Factor (dB/m)	Cable Loss (dB)	Preamp Gain (dB)	Read Level (dBμV)	Emission Level (dBμV/m)	Limits (dBμV/m)	Margin (dB)	Detector
5895.000	35.76	9.28	34.38	75.68	86.34	90.20	3.86	Peak

Note: When peak-detected value is lower than limit that the measurement using the average detector is not required, otherwise using average detector for final measurement.

This test report may be reproduced in full only. The document may only be updated by Audix Technology Corp. personnel. Any changes will be noted in the Document History section of the report.

Audix Technology Corp.
No. 491, Zhongfu Rd., Linkou Dist.,
New Taipei City244, Taiwan
Tel: +886 2 26099301
Fax: +886 2 26099303

Mode	802.11ax-HE20	U-NII Band	4
RU Configuration	106/54	Frequency	TX 5885MHz

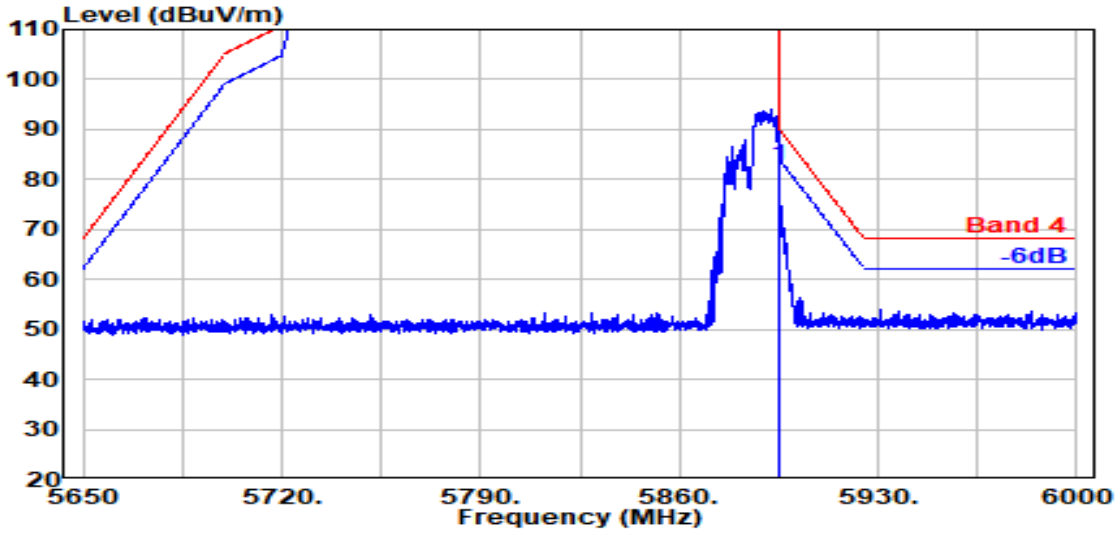

Antenna at Horizontal Polarization

Emission Frequency (MHz)	Antenna Factor (dB/m)	Cable Loss (dB)	Preamp Gain (dB)	Read Level (dBμV)	Emission Level (dBμV/m)	Limits (dBμV/m)	Margin (dB)	Detector
5895.000	35.76	9.28	34.38	72.33	82.98	90.20	7.22	Peak

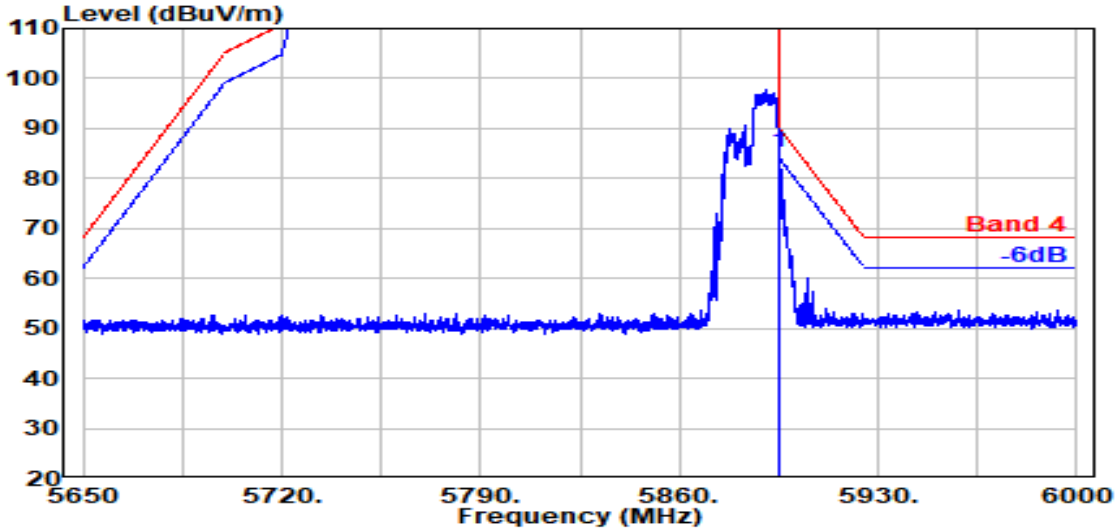

Antenna at Vertical Polarization

Emission Frequency (MHz)	Antenna Factor (dB/m)	Cable Loss (dB)	Preamp Gain (dB)	Read Level (dBμV)	Emission Level (dBμV/m)	Limits (dBμV/m)	Margin (dB)	Detector
5895.000	35.76	9.28	34.38	74.41	85.06	90.20	5.14	Peak

Note: When peak-detected value is lower than limit that the measurement using the average detector is not required, otherwise using average detector for final measurement.

This test report may be reproduced in full only. The document may only be updated by Audix Technology Corp. personnel. Any changes will be noted in the Document History section of the report.

Audix Technology Corp.
No. 491, Zhongfu Rd., Linkou Dist.,
New Taipei City244, Taiwan
Tel: +886 2 26099301
Fax: +886 2 26099303

Mode	802.11ax-HE40	U-NII Band	4
RU Configuration	242/62	Frequency	TX 5785MHz

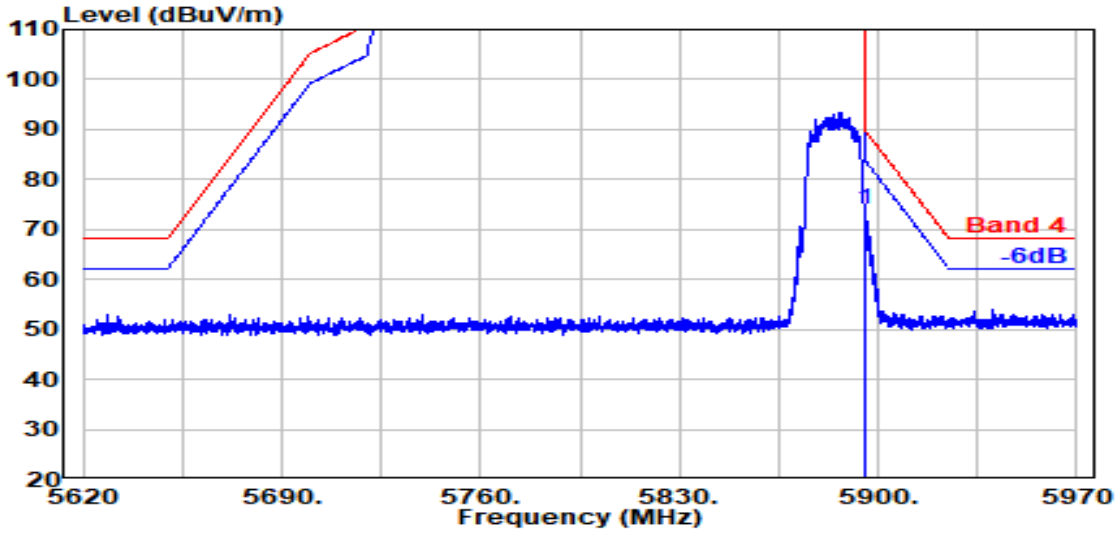

Antenna at Horizontal Polarization

Emission Frequency (MHz)	Antenna Factor (dB/m)	Cable Loss (dB)	Preamp Gain (dB)	Read Level (dBμV)	Emission Level (dBμV/m)	Limits (dBμV/m)	Margin (dB)	Detector
5895.000	35.76	9.28	34.38	63.28	73.94	90.20	16.26	Peak

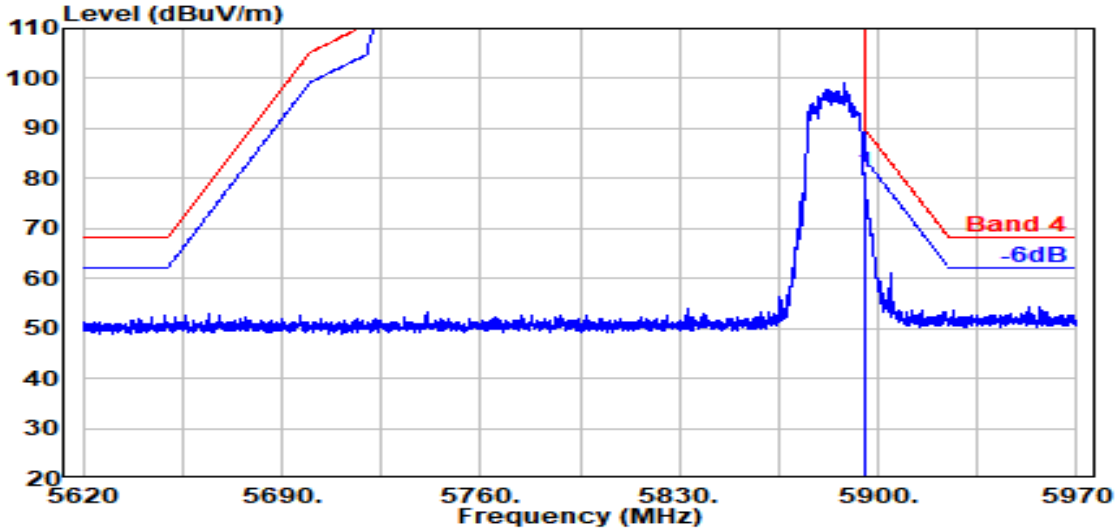

Antenna at Vertical Polarization

Emission Frequency (MHz)	Antenna Factor (dB/m)	Cable Loss (dB)	Preamp Gain (dB)	Read Level (dBμV)	Emission Level (dBμV/m)	Limits (dBμV/m)	Margin (dB)	Detector
5895.000	35.76	9.28	34.38	70.41	81.07	90.20	9.13	Peak

Note: When peak-detected value is lower than limit that the measurement using the average detector is not required, otherwise using average detector for final measurement.

This test report may be reproduced in full only. The document may only be updated by Audix Technology Corp. personnel. Any changes will be noted in the Document History section of the report.

Audix Technology Corp.
No. 491, Zhongfu Rd., Linkou Dist.,
New Taipei City244, Taiwan
Tel: +886 2 26099301
Fax: +886 2 26099303

Mode	802.11ax-HE80	U-NII Band	4
RU Configuration	484/66	Frequency	TX 5855MHz

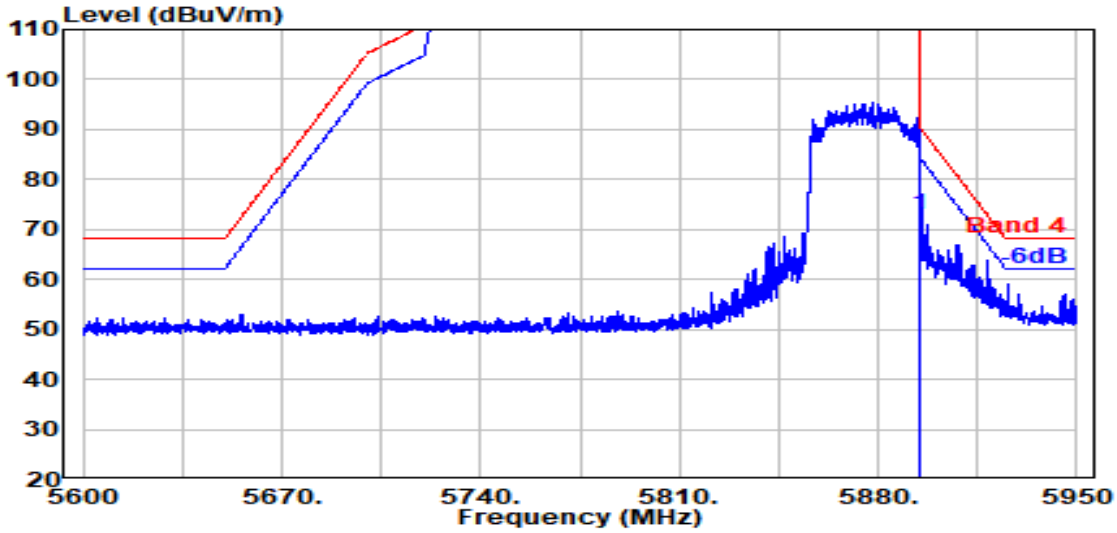

Antenna at Horizontal Polarization

Emission Frequency (MHz)	Antenna Factor (dB/m)	Cable Loss (dB)	Preamp Gain (dB)	Read Level (dBμV)	Emission Level (dBμV/m)	Limits (dBμV/m)	Margin (dB)	Detector
5895.000	35.76	9.28	34.38	62.32	72.97	90.20	17.23	Peak

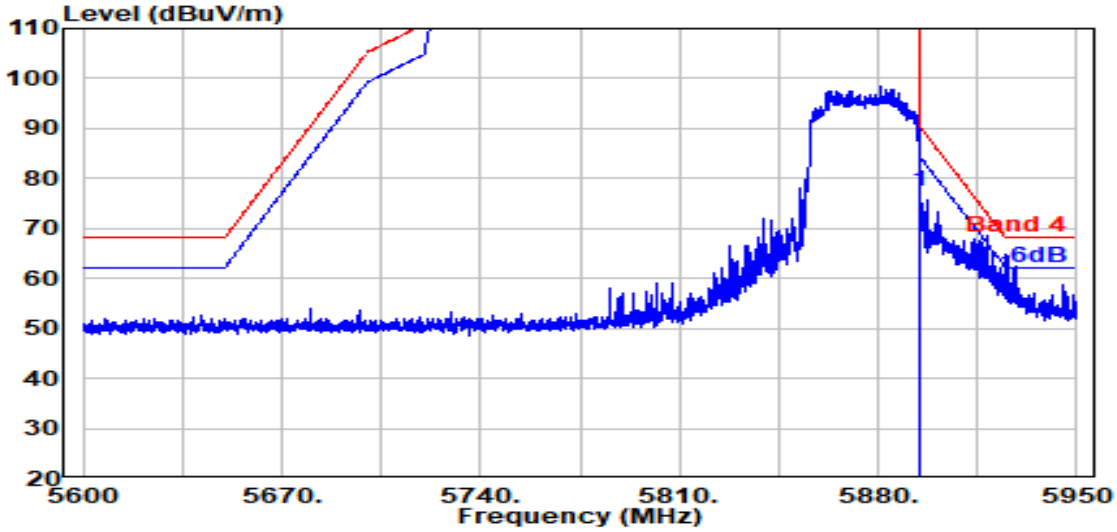

Antenna at Vertical Polarization

Emission Frequency (MHz)	Antenna Factor (dB/m)	Cable Loss (dB)	Preamp Gain (dB)	Read Level (dBμV)	Emission Level (dBμV/m)	Limits (dBμV/m)	Margin (dB)	Detector
5895.000	35.76	9.28	34.38	66.80	77.46	90.20	12.74	Peak

Note: When peak-detected value is lower than limit that the measurement using the average detector is not required, otherwise using average detector for final measurement.

This test report may be reproduced in full only. The document may only be updated by Audix Technology Corp. personnel. Any changes will be noted in the Document History section of the report.

Audix Technology Corp.
No. 491, Zhongfu Rd., Linkou Dist.,
New Taipei City244, Taiwan
Tel: +886 2 26099301
Fax: +886 2 26099303

Mode	802.11ax-HE60	U-NII Band	4
RU Configuration	996/S67	Frequency	TX 5815MHz

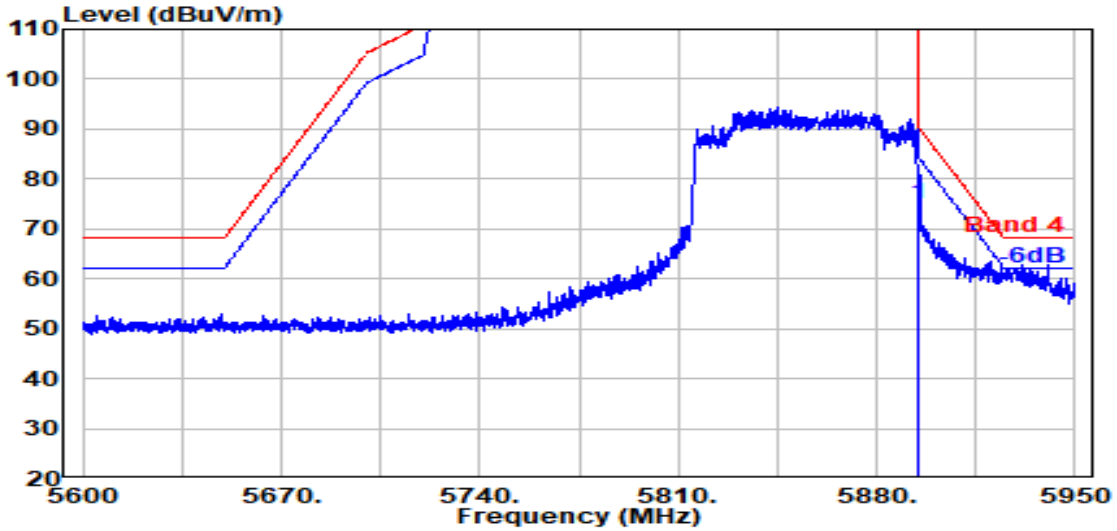

Antenna at Horizontal Polarization

Emission Frequency (MHz)	Antenna Factor (dB/m)	Cable Loss (dB)	Preamp Gain (dB)	Read Level (dBμV)	Emission Level (dBμV/m)	Limits (dBμV/m)	Margin (dB)	Detector
5895.000	35.76	9.28	34.38	64.50	75.16	90.20	15.04	Peak

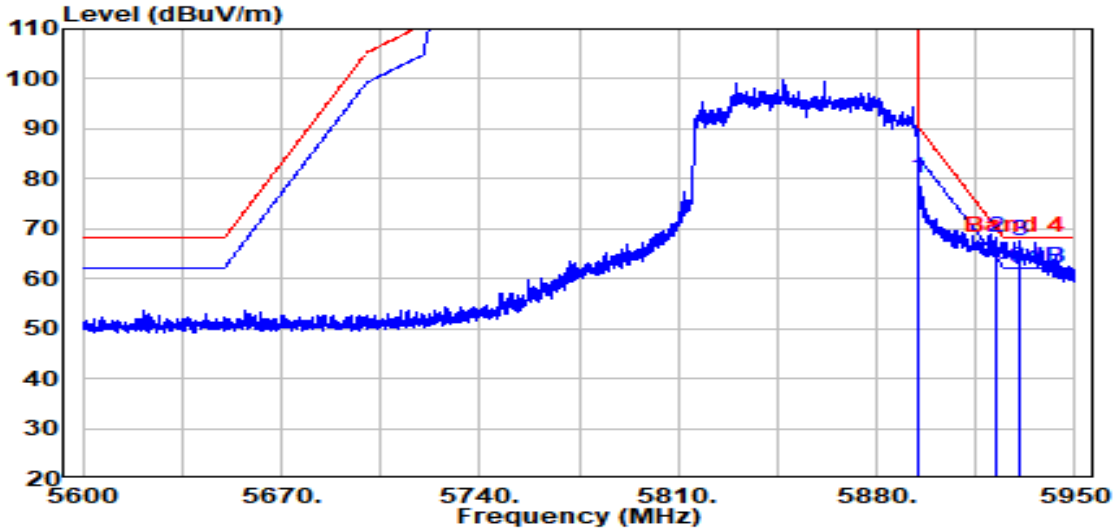

Antenna at Vertical Polarization

Emission Frequency (MHz)	Antenna Factor (dB/m)	Cable Loss (dB)	Preamp Gain (dB)	Read Level (dBμV)	Emission Level (dBμV/m)	Limits (dBμV/m)	Margin (dB)	Detector
5895.000	35.76	9.28	34.38	69.30	79.96	90.20	10.24	Peak
5922.300	35.76	9.29	34.40	57.50	68.15	70.18	2.03	Peak
5930.700	35.74	9.30	34.40	56.98	67.62	68.20	0.58	Peak

Note: When peak-detected value is lower than limit that the measurement using the average detector is not required, otherwise using average detector for final measurement.

This test report may be reproduced in full only. The document may only be updated by Audix Technology Corp. personnel. Any changes will be noted in the Document History section of the report.

Audix Technology Corp.
No. 491, Zhongfu Rd., Linkou Dist.,
New Taipei City244, Taiwan
Tel: +886 2 26099301
Fax: +886 2 26099303

A.2.2 Emissions outside the frequency band

The emissions (up to 40GHz) not reported for there is no emission be found.

Mode	802.11a	U-NII Band	4
		Frequency	TX 5845MHz

Antenna at Horizontal Polarization

Emission Frequency (MHz)	Antenna Factor (dB/m)	Cable Loss (dB)	Preamp Gain (dB)	Read Level (dBμV)	Emission Level (dBμV/m)	Limits (dBμV/m)	Margin (dB)	Detector
11690.000	38.49	13.82	34.57	28.64	46.38	54.00	7.62	Peak

Antenna at Vertical Polarization

Emission Frequency (MHz)	Antenna Factor (dB/m)	Cable Loss (dB)	Preamp Gain (dB)	Read Level (dBμV)	Emission Level (dBμV/m)	Limits (dBμV/m)	Margin (dB)	Detector
11690.000	38.49	13.82	34.57	29.85	47.59	54.00	6.41	Peak

Mode	802.11n-HT20	U-NII Band	4
		Frequency	TX 5865MHz

Antenna at Horizontal Polarization

Emission Frequency (MHz)	Antenna Factor (dB/m)	Cable Loss (dB)	Preamp Gain (dB)	Read Level (dBμV)	Emission Level (dBμV/m)	Limits (dBμV/m)	Margin (dB)	Detector
11730.000	38.56	13.87	34.58	28.49	46.33	54.00	7.67	Peak

Antenna at Vertical Polarization

Emission Frequency (MHz)	Antenna Factor (dB/m)	Cable Loss (dB)	Preamp Gain (dB)	Read Level (dBμV)	Emission Level (dBμV/m)	Limits (dBμV/m)	Margin (dB)	Detector
11730.000	38.56	13.87	34.58	30.05	47.89	54.00	6.11	Peak

Mode	802.11n-HT40	U-NII Band	4
		Frequency	TX 5835MHz

Antenna at Horizontal Polarization

Emission Frequency (MHz)	Antenna Factor (dB/m)	Cable Loss (dB)	Preamp Gain (dB)	Read Level (dBμV)	Emission Level (dBμV/m)	Limits (dBμV/m)	Margin (dB)	Detector
11670.000	38.47	13.80	34.56	30.24	47.95	54.00	6.05	Peak

Antenna at Vertical Polarization

Emission Frequency (MHz)	Antenna Factor (dB/m)	Cable Loss (dB)	Preamp Gain (dB)	Read Level (dBμV)	Emission Level (dBμV/m)	Limits (dBμV/m)	Margin (dB)	Detector
11670.000	38.47	13.80	34.56	29.02	46.73	54.00	7.27	Peak

This test report may be reproduced in full only. The document may only be updated by Audix Technology Corp. personnel. Any changes will be noted in the Document History section of the report.

Audix Technology Corp.
No. 491, Zhongfu Rd., Linkou Dist.,
New Taipei City244, Taiwan
Tel: +886 2 26099301
Fax: +886 2 26099303

Mode	802.11ac-VHT80	U-NII Band	4
		Frequency	TX 5855MHz

Antenna at Horizontal Polarization

Emission Frequency (MHz)	Antenna Factor (dB/m)	Cable Loss (dB)	Preamp Gain (dB)	Read Level (dBμV)	Emission Level (dBμV/m)	Limits (dBμV/m)	Margin (dB)	Detector
11710.000	38.52	13.84	34.58	29.23	47.02	54.00	6.98	Peak

Antenna at Vertical Polarization

Emission Frequency (MHz)	Antenna Factor (dB/m)	Cable Loss (dB)	Preamp Gain (dB)	Read Level (dBμV)	Emission Level (dBμV/m)	Limits (dBμV/m)	Margin (dB)	Detector
11710.000	38.52	13.84	34.58	28.96	46.74	54.00	7.26	Peak

Mode	802.11ac-VHT160	U-NII Band	4
		Frequency	TX 5815MHz

Antenna at Horizontal Polarization

Emission Frequency (MHz)	Antenna Factor (dB/m)	Cable Loss (dB)	Preamp Gain (dB)	Read Level (dBμV)	Emission Level (dBμV/m)	Limits (dBμV/m)	Margin (dB)	Detector
11630.000	38.43	13.76	34.55	29.11	46.74	54.00	7.26	Peak

Antenna at Vertical Polarization

Emission Frequency (MHz)	Antenna Factor (dB/m)	Cable Loss (dB)	Preamp Gain (dB)	Read Level (dBμV)	Emission Level (dBμV/m)	Limits (dBμV/m)	Margin (dB)	Detector
11630.000	38.43	13.76	34.55	29.67	47.31	54.00	6.69	Peak

Mode	802.11ax-HE20	U-NII Band	4
		Frequency	TX 5865MHz

Antenna at Horizontal Polarization

Emission Frequency (MHz)	Antenna Factor (dB/m)	Cable Loss (dB)	Preamp Gain (dB)	Read Level (dBμV)	Emission Level (dBμV/m)	Limits (dBμV/m)	Margin (dB)	Detector
11730.000	38.56	13.87	34.58	29.08	46.93	54.00	7.07	Peak

Antenna at Vertical Polarization

Emission Frequency (MHz)	Antenna Factor (dB/m)	Cable Loss (dB)	Preamp Gain (dB)	Read Level (dBμV)	Emission Level (dBμV/m)	Limits (dBμV/m)	Margin (dB)	Detector
11730.000	38.56	13.87	34.58	29.50	47.35	54.00	6.65	Peak

This test report may be reproduced in full only. The document may only be updated by Audix Technology Corp. personnel. Any changes will be noted in the Document History section of the report.

Audix Technology Corp.
No. 491, Zhongfu Rd., Linkou Dist.,
New Taipei City244, Taiwan
Tel: +886 2 26099301
Fax: +886 2 26099303

Mode	802.11ax-HE40	U-NII Band	4
		Frequency	TX 5835MHz

Antenna at Horizontal Polarization

Emission Frequency (MHz)	Antenna Factor (dB/m)	Cable Loss (dB)	Preamp Gain (dB)	Read Level (dBμV)	Emission Level (dBμV/m)	Limits (dBμV/m)	Margin (dB)	Detector
11670.000	38.47	13.80	34.56	28.42	46.13	54.00	7.87	Peak

Antenna at Vertical Polarization

Emission Frequency (MHz)	Antenna Factor (dB/m)	Cable Loss (dB)	Preamp Gain (dB)	Read Level (dBμV)	Emission Level (dBμV/m)	Limits (dBμV/m)	Margin (dB)	Detector
11670.000	38.47	13.80	34.56	31.74	49.45	54.00	4.55	Peak

Mode	802.11ax-HE80	U-NII Band	4
		Frequency	TX 5855MHz

Antenna at Horizontal Polarization

Emission Frequency (MHz)	Antenna Factor (dB/m)	Cable Loss (dB)	Preamp Gain (dB)	Read Level (dBμV)	Emission Level (dBμV/m)	Limits (dBμV/m)	Margin (dB)	Detector
11710.000	38.52	13.84	34.58	28.87	46.66	54.00	7.34	Peak

Antenna at Vertical Polarization

Emission Frequency (MHz)	Antenna Factor (dB/m)	Cable Loss (dB)	Preamp Gain (dB)	Read Level (dBμV)	Emission Level (dBμV/m)	Limits (dBμV/m)	Margin (dB)	Detector
11710.000	38.52	13.84	34.58	28.90	46.69	54.00	7.31	Peak

Mode	802.11ax-HE160	U-NII Band	4
		Frequency	TX 5815MHz

Antenna at Horizontal Polarization

Emission Frequency (MHz)	Antenna Factor (dB/m)	Cable Loss (dB)	Preamp Gain (dB)	Read Level (dBμV)	Emission Level (dBμV/m)	Limits (dBμV/m)	Margin (dB)	Detector
11630.000	38.43	13.76	34.55	30.70	48.34	54.00	5.66	Peak

Antenna at Vertical Polarization

Emission Frequency (MHz)	Antenna Factor (dB/m)	Cable Loss (dB)	Preamp Gain (dB)	Read Level (dBμV)	Emission Level (dBμV/m)	Limits (dBμV/m)	Margin (dB)	Detector
11630.000	38.43	13.76	34.55	30.57	48.21	54.00	5.79	Peak

This test report may be reproduced in full only. The document may only be updated by Audix Technology Corp. personnel. Any changes will be noted in the Document History section of the report.

Audix Technology Corp.
No. 491, Zhongfu Rd., Linkou Dist.,
New Taipei City244, Taiwan
Tel: +886 2 26099301
Fax: +886 2 26099303

Mode	802.11ax-HE20	U-NII Band	4
RU Configuration	52/37	Frequency	TX 5845MHz

Antenna at Horizontal Polarization

Emission Frequency (MHz)	Antenna Factor (dB/m)	Cable Loss (dB)	Preamp Gain (dB)	Read Level (dBμV)	Emission Level (dBμV/m)	Limits (dBμV/m)	Margin (dB)	Detector
11690.000	38.49	13.82	34.57	29.18	46.93	54.00	7.07	Peak

Antenna at Vertical Polarization

Emission Frequency (MHz)	Antenna Factor (dB/m)	Cable Loss (dB)	Preamp Gain (dB)	Read Level (dBμV)	Emission Level (dBμV/m)	Limits (dBμV/m)	Margin (dB)	Detector
11690.000	38.49	13.82	34.57	29.18	46.92	54.00	7.08	Peak

Mode	802.11ax-HE20	U-NII Band	4
RU Configuration	106/53	Frequency	TX 5845MHz

Antenna at Horizontal Polarization

Emission Frequency (MHz)	Antenna Factor (dB/m)	Cable Loss (dB)	Preamp Gain (dB)	Read Level (dBμV)	Emission Level (dBμV/m)	Limits (dBμV/m)	Margin (dB)	Detector
11690.000	38.49	13.82	34.57	30.12	47.86	54.00	6.14	Peak

Antenna at Vertical Polarization

Emission Frequency (MHz)	Antenna Factor (dB/m)	Cable Loss (dB)	Preamp Gain (dB)	Read Level (dBμV)	Emission Level (dBμV/m)	Limits (dBμV/m)	Margin (dB)	Detector
11690.000	38.49	13.82	34.57	29.37	47.12	54.00	6.88	Peak

Mode	802.11ax-HE40	U-NII Band	4
RU Configuration	242/61	Frequency	TX 5835MHz

Antenna at Horizontal Polarization

Emission Frequency (MHz)	Antenna Factor (dB/m)	Cable Loss (dB)	Preamp Gain (dB)	Read Level (dBμV)	Emission Level (dBμV/m)	Limits (dBμV/m)	Margin (dB)	Detector
11670.000	38.47	13.80	34.56	29.27	46.98	54.00	7.02	Peak

Antenna at Vertical Polarization

Emission Frequency (MHz)	Antenna Factor (dB/m)	Cable Loss (dB)	Preamp Gain (dB)	Read Level (dBμV)	Emission Level (dBμV/m)	Limits (dBμV/m)	Margin (dB)	Detector
11670.000	38.47	13.80	34.56	30.19	47.90	54.00	6.10	Peak

This test report may be reproduced in full only. The document may only be updated by Audix Technology Corp. personnel. Any changes will be noted in the Document History section of the report.

Audix Technology Corp.
No. 491, Zhongfu Rd., Linkou Dist.,
New Taipei City244, Taiwan
Tel: +886 2 26099301
Fax: +886 2 26099303

Mode	802.11ax-HE80	U-NII Band	4
RU Configuration	484/65	Frequency	TX 5855MHz

Antenna at Horizontal Polarization

Emission Frequency (MHz)	Antenna Factor (dB/m)	Cable Loss (dB)	Preamp Gain (dB)	Read Level (dBμV)	Emission Level (dBμV/m)	Limits (dBμV/m)	Margin (dB)	Detector
11710.000	38.52	13.84	34.58	28.40	46.19	54.00	7.81	Peak

Antenna at Vertical Polarization

Emission Frequency (MHz)	Antenna Factor (dB/m)	Cable Loss (dB)	Preamp Gain (dB)	Read Level (dBμV)	Emission Level (dBμV/m)	Limits (dBμV/m)	Margin (dB)	Detector
11710.000	38.52	13.84	34.58	28.80	46.59	54.00	7.41	Peak

Mode	802.11ax-HE80	U-NII Band	4
RU Configuration	484/66	Frequency	TX 5855MHz

Antenna at Horizontal Polarization

Emission Frequency (MHz)	Antenna Factor (dB/m)	Cable Loss (dB)	Preamp Gain (dB)	Read Level (dBμV)	Emission Level (dBμV/m)	Limits (dBμV/m)	Margin (dB)	Detector
11710.000	38.52	13.84	34.58	30.56	48.35	54.00	5.65	Peak

Antenna at Vertical Polarization

Emission Frequency (MHz)	Antenna Factor (dB/m)	Cable Loss (dB)	Preamp Gain (dB)	Read Level (dBμV)	Emission Level (dBμV/m)	Limits (dBμV/m)	Margin (dB)	Detector
11710.000	38.52	13.84	34.58	29.11	46.90	54.00	7.10	Peak

Mode	802.11ax-HE160	U-NII Band	4
RU Configuration	996/67	Frequency	TX 5815MHz

Antenna at Horizontal Polarization

Emission Frequency (MHz)	Antenna Factor (dB/m)	Cable Loss (dB)	Preamp Gain (dB)	Read Level (dBμV)	Emission Level (dBμV/m)	Limits (dBμV/m)	Margin (dB)	Detector
11630.000	38.43	13.76	34.55	29.42	47.06	54.00	6.94	Peak

Antenna at Vertical Polarization

Emission Frequency (MHz)	Antenna Factor (dB/m)	Cable Loss (dB)	Preamp Gain (dB)	Read Level (dBμV)	Emission Level (dBμV/m)	Limits (dBμV/m)	Margin (dB)	Detector
11630.000	38.43	13.76	34.55	30.13	47.77	54.00	6.23	Peak

This test report may be reproduced in full only. The document may only be updated by Audix Technology Corp. personnel. Any changes will be noted in the Document History section of the report.

Audix Technology Corp.
No. 491, Zhongfu Rd., Linkou Dist.,
New Taipei City244, Taiwan
Tel: +886 2 26099301
Fax: +886 2 26099303

Mode	802.11ax-HE160	U-NII Band	4
RU Configuration	996/S67	Frequency	TX 5815MHz

Antenna at Horizontal Polarization

Emission Frequency (MHz)	Antenna Factor (dB/m)	Cable Loss (dB)	Preamp Gain (dB)	Read Level (dBμV)	Emission Level (dBμV/m)	Limits (dBμV/m)	Margin (dB)	Detector
11630.000	38.43	13.76	34.55	30.94	48.58	54.00	5.42	Peak

Antenna at Vertical Polarization

Emission Frequency (MHz)	Antenna Factor (dB/m)	Cable Loss (dB)	Preamp Gain (dB)	Read Level (dBμV)	Emission Level (dBμV/m)	Limits (dBμV/m)	Margin (dB)	Detector
11630.000	38.43	13.76	34.55	29.75	47.39	54.00	6.61	Peak

A.2.3 Emissions in Non-restricted Frequency Bands

Pursuant to KDB 789033 D02 General UNII Test Procedures New Rules v02r01 that emission levels below the 15.209/ RSS-Gen Section 8.9 table 4 general radiated emissions limits is not required.

This test report may be reproduced in full only. The document may only be updated by Audix Technology Corp. personnel. Any changes will be noted in the Document History section of the report.

Audix Technology Corp.
No. 491, Zhongfu Rd., Linkou Dist.,
New Taipei City244, Taiwan
Tel: +886 2 26099301
Fax: +886 2 26099303

A.3 MAXIMUM OUTPUT POWER AND EMISSION/OCCUPIED BANDWIDTH

Test Date	2023/01/12 ~ 02/04	Temp./Hum.	20~23℃/58~68%
Cable Loss	1.00dB	Tested By	Sam Chang
Test Voltage	AC 120V 60Hz (Via AC Adapter)		

A.3.1 Average Output Power and Emission/Occupied Bandwidth

Mode 802.11a	Centre Frequency (MHz)	Bandwidth(MHz)				Average Output Power (dBm)		Duty Cycle Factor (dB) 10log(1/X)	Antenna Gain (dBi)		Max Average Output Power (EIRP)[Note2]	Limit (EIRP)
		Emission (6dB)		Occupied (99%) Bandwidth								
		AUX	Main	AUX	Main	AUX	Main		AUX	Main		
U-NII Band 4	5845	16.47	16.42	16.425	16.464	19.04	19.03	N/A	1.10	1.30	20.33	30
	5865	16.46	16.37	16.406	16.425	19.06	18.70		1.10	1.30	20.16	
	5885	16.42	16.40	16.426	16.436	17.25	17.18		1.10	1.30	18.48	

Note: 1. The results have been included cable loss.
2. Max Average Output Power (EIRP) = Max of average output power (AUX or Main) (dBm)+ Antenna Gain (dBi) + Duty Cycle Factor (dB) when duty cycle is less than 98%.

Mode 802.11n-HT20	Centre Frequency (MHz)	Bandwidth(MHz)				Average Output Power (dBm)		Duty Cycle Factor (dB) 10log(1/X)	Directional gain (dBi) [Note3]	Total Average Output Power (EIRP)[Note2]	Limit (EIRP)
		Emission (6dB) Bandwidth		Occupied (99%) Bandwidth							
		AUX	Main	AUX	Main	AUX	Main				
U-NII Band 4	5845	17.65	17.69	17.656	17.606	16.08	15.83	N/A	1.20	20.17	30
	5865	17.66	17.69	17.638	17.648	16.17	16.04		1.20	20.32	
	5885	17.67	17.64	17.623	17.652	13.96	13.98		1.20	18.18	

Note: 1. The results have been included cable loss.
2. According to KDB 662911 D01 E)1), Total E.I.R.P.(dBm) = Sum to individual output power (dBm)+ Directional gain (dBi) + duty cycle factor(dB) when duty cycle is less than 98%.
3. According to KDB 662911 D01 d) ii), transmit signals are completely uncorrelated, then
Directional gain = $10 \log[(10^{G1/10} + 10^{G2/10} + \ldots + 10^{GN/10})/N_{ANT}]$ dBi
5850MHz: Directional gain = $10 \log[(10^{1.3/10} + 10^{1.1/10})/2]$= 1.20dBi
The MIMO is uncorrelated and supported SDM(Spatial Division Multiplexing) mode only. This radio device doesn't support beamforming and Cyclic Delay Diversity (CDD).

This test report may be reproduced in full only. The document may only be updated by Audix Technology Corp. personnel. Any changes will be noted in the Document History section of the report.

Audix Technology Corp.
No. 491, Zhongfu Rd., Linkou Dist.,
New Taipei City244, Taiwan
Tel: +886 2 26099301
Fax: +886 2 26099303

Mode 802.11n-HT40	Centre Frequency (MHz)	Bandwidth(MHz)				Average Output Power (dBm)		Duty Cycle Factor (dB) 10log(1/X)	Directional gain (dBi) Note3	Total Average Output Power (EIRP)Note2	Limit (EIRP)
		Emission (6dB) Bandwidth		Occupied (99%) Bandwidth							
		AUX	Main	AUX	Main	AUX	Main				
U-NII Band 4	5845	36.37	36.40	36.036	36.001	19.72	19.75	N/A	1.20	23.95	30
	5865	36.37	36.43	36.027	36.035	17.47	17.46		1.20	21.68	

Mode 802.11ac-VHT80	Centre Frequency (MHz)	Bandwidth(MHz)				Average Output Power (dBm)		Duty Cycle Factor (dB) 10log(1/X)	Directional gain (dBi) Note3	Total Average Output Power (EIRP)Note2	Limit (EIRP)
		Emission (6dB) Bandwidth		Occupied (99%) Bandwidth							
		AUX	Main	AUX	Main	AUX	Main				
U-NII Band 4	5855	76.26	76.28	75.069	75.270	18.06	17.95	N/A	1.20	22.22	30

Mode 802.11ac-VHT160	Centre Frequency (MHz)	Bandwidth(MHz)				Average Output Power (dBm)		Duty Cycle Factor (dB) 10log(1/X)	Directional gain (dBi) Note3	Total Average Output Power (EIRP)Note2	Limit (EIRP)
		Emission (6dB) Bandwidth		Occupied (99%) Bandwidth							
		AUX	Main	AUX	Main	AUX	Main				
U-NII Band 4	5815	156.10	156.10	153.31	152.96	15.78	15.49	N/A	1.20	19.85	30

Note: 1. The results have been included cable loss.

2. According to KDB 662911 D01 E)1), Total E.I.R.P.(dBm) = Sum to individual output power (dBm)+ Directional gain (dBi) + duty cycle factor(dB) when duty cycle is less than 98%.

3. According to KDB 662911 D01 d) ii), transmit signals are completely uncorrelated, then
Directional gain = 10 log[$(10^{G1/10} + 10^{G2/10} + \ldots + 10^{GN/10})/N_{ANT}$] dBi
5850MHz: Directional gain = 10 log[$(10^{1.3/10} + 10^{1.1/10})/2$]= 1.20dBi
The MIMO is uncorrelated and supported SDM(Spatial Division Multiplexing) mode only. This radio device doesn't support beamforming and Cyclic Delay Diversity (CDD).

This test report may be reproduced in full only. The document may only be updated by Audix Technology Corp. personnel. Any changes will be noted in the Document History section of the report.

Audix Technology Corp.
No. 491, Zhongfu Rd., Linkou Dist.,
New Taipei City244, Taiwan
Tel: +886 2 26099301
Fax: +886 2 26099303

Mode 802.11ax-HE20	Centre Frequency (MHz)	Bandwidth(MHz)				Average Output Power (dBm)		Duty Cycle Factor (dB) 10log(1/X)	Directional gain (dBi) Note3	Total Average Output Power (EIRP) Note2	Limit (EIRP)
		Emission (26dB) Bandwidth		Occupied (99%) Bandwidth							
		AUX	Main	AUX	Main	AUX	Main				
U-NII Band 4	5845	18.86	19.02	18.846	18.884	16.10	16.01	N/A	1.20	20.27	30
	5865	18.80	19.01	18.898	18.855	16.33	16.22		1.20	20.49	
	5885	19.03	18.90	18.875	18.888	14.08	14.10		1.60	18.70	

Mode 802.11ax-HE40	Centre Frequency (MHz)	Bandwidth(MHz)				Average Output Power (dBm)		Duty Cycle Factor (dB) 10log(1/X)	Directional gain (dBi) Note3	Total Average Output Power (EIRP) Note2	Limit (EIRP)
		Emission (26dB) Bandwidth		Occupied (99%) Bandwidth							
		AUX	Main	AUX	Main	AUX	Main				
U-NII Band 4	5845	38.03	37.94	37.492	37.425	19.48	19.50	N/A	1.20	23.70	30
	5875	37.99	37.95	37.503	37.473	17.28	17.20		1.20	21.45	

Mode 802.11ax-HE80	Centre Frequency (MHz)	Bandwidth(MHz)				Average Output Power (dBm)		Duty Cycle Factor (dB) 10log(1/X)	Directional gain (dBi) Note3	Total Average Output Power (EIRP) Note2	Limit (EIRP)
		Emission (26dB) Bandwidth		Occupied (99%) Bandwidth							
		AUX	Main	AUX	Main	AUX	Main				
U-NII Band 4	5855	77.80	77.87	76.676	76.632	17.82	17.76	N/A	1.20	22.00	30

Mode 802.11ax-HE160	Centre Frequency (MHz)	Bandwidth(MHz)				Average Output Power (dBm)		Duty Cycle Factor (dB) 10log(1/X)	Directional gain (dBi) Note3	Total Average Output Power (EIRP) Note2	Limit (EIRP)
		Emission (26dB) Bandwidth		Occupied (99%) Bandwidth							
		AUX	Main	AUX	Main	AUX	Main				
U-NII Band 4	5815	157.50	157.40	154.77	154.37	15.57	15.30	0.092	1.20	19.74	30

Note: 1. The results have been included cable loss.

2. According to KDB 662911 D01 E)1), Total E.I.R.P.(dBm) = Sum to individual output power (dBm)+ Directional gain (dBi) + duty cycle factor(dB) when duty cycle is less than 98%.

3. According to KDB 662911 D01 d) ii), transmit signals are completely uncorrelated, then
Directional gain = 10 log[$(10^{G1/10} + 10^{G2/10} + \ldots + 10^{GN/10})/N_{ANT}$] dBi
5850MHz: Directional gain = 10 log[$(10^{1.3/10} + 10^{1.1/10})/2$]= 1.20dBi
The MIMO is uncorrelated and supported SDM(Spatial Division Multiplexing) mode only. This radio device doesn't support beamforming and Cyclic Delay Diversity (CDD).

This test report may be reproduced in full only. The document may only be updated by Audix Technology Corp. personnel. Any changes will be noted in the Document History section of the report.

Audix Technology Corp.
No. 491, Zhongfu Rd., Linkou Dist.,
New Taipei City244, Taiwan

Tel: +886 2 26099301
Fax: +886 2 26099303

Mode 802.11ax-HE20	Centre Frequency (MHz)	RU Configuration	Bandwidth(MHz)				Average Output Power (dBm)		Duty Cycle Factor (dB) 10log(1/X)	Directional Gain (dBi)Note3	Total Average Output Power (EIRP)Note2	Limit (EIRP)
			Emission (26dB) Bandwidth		Occupied (99%) Bandwidth							
			Aux	Main	Aux	Main	Aux	Main				
U-NII Band 4	5845	26/0	18.86	19.02	18.846	18.884	5.36	5.43	0.269	1.20	9.87	30
		52/37	18.86	19.02	18.846	18.884	15.25	15.42	0.132	1.20	19.68	
		106/53	18.86	19.02	18.846	18.884	17.72	17.52	N/A	1.20	21.83	
U-NII Band 4	5885	26/8	19.03	18.90	18.875	18.888	4.72	4.62	0.269	1.20	9.15	
		52/40	19.03	18.90	18.875	18.888	7.05	6.91	0.132	1.20	11.32	
		106/54	19.03	18.90	18.875	18.888	11.55	11.43	N/A	1.20	15.70	

Mode 802.11ax-HE40	Centre Frequency (MHz)	RU Configuration	Bandwidth(MHz)				Average Output Power (dBm)		Duty Cycle Factor (dB) 10log(1/X)	Directional Gain (dBi)Note3	Total Average Output Power (EIRP)Note2	Limit (EIRP)
			Emission (6dB) Bandwidth		Occupied (99%) Bandwidth							
			Aux	Main	Aux	Main	Aux	Main				
U-NII Band 4	5835	242/61	38.03	37.94	37.492	37.425	20.02	20.03	0.150	1.20	24.39	30
	5875	242/62	37.99	37.95	37.503	37.473	14.16	14.15	0.150	1.20	18.52	

Mode 802.11ax-HE80	Centre Frequency (MHz)	RU Configuration	Bandwidth(MHz)				Average Output Power (dBm)		Duty Cycle Factor (dB) 10log(1/X)	Directional Gain (dBi)Note3	Total Average Output Power (EIRP)Note2	Limit (EIRP)
			Emission (6dB) Bandwidth		Occupied (99%) Bandwidth							
			Aux	Main	Aux	Main	Aux	Main				
U-NII Band 4	5855	242/61	77.80	77.87	76.676	76.632	19.45	19.42	0.092	1.20	23.74	30
		242/62	77.80	77.87	76.676	76.632	17.21	17.12	0.092	1.20	21.47	

Mode 802.11ax-HE160	Centre Frequency (MHz)	RU Configuration	Bandwidth(MHz)				Average Output Power (dBm)		Duty Cycle Factor (dB) 10log(1/X)	Directional Gain (dBi)Note3	Total Average Output Power (EIRP)Note2	Limit (EIRP)
			Emission (6dB) Bandwidth		Occupied (99%) Bandwidth							
			Aux	Main	Aux	Main	Aux	Main				
U-NII Band 4	5815	996/67	157.50	157.40	154.77	154.37	19.19	19.18	0.191	1.20	23.59	30
		996/S67	157.50	157.40	154.77	154.37	19.08	19.05	0.191	1.20	23.47	

Note: 1. The results have been included cable loss.

2. According to KDB 662911 D01 E)1), Total E.I.R.P.(dBm) = Sum to individual output power (dBm)+ Directional gain (dBi) + duty cycle factor(dB) when duty cycle is less than 98%.

3. According to KDB 662911 D01 d) ii), transmit signals are completely uncorrelated, then
Directional gain = 10 log[$(10^{G1/10} + 10^{G2/10} + \ldots + 10^{GN/10})/N_{ANT}$] dBi
5850MHz: Directional gain = 10 log[$(10^{1.3/10} + 10^{1.1/10})/2$]= 1.20dBi
The MIMO is uncorrelated and supported SDM(Spatial Division Multiplexing) mode only. This radio device doesn't support beamforming and Cyclic Delay Diversity (CDD).

This test report may be reproduced in full only. The document may only be updated by Audix Technology Corp. personnel. Any changes will be noted in the Document History section of the report.

Audix Technology Corp.
No. 491, Zhongfu Rd., Linkou Dist.,
New Taipei City244, Taiwan

Tel: +886 2 26099301
Fax: +886 2 26099303

A.3.2 Measurement Plots

- Maximum Output Power

802.11ac-VHT80	
AUX	Main
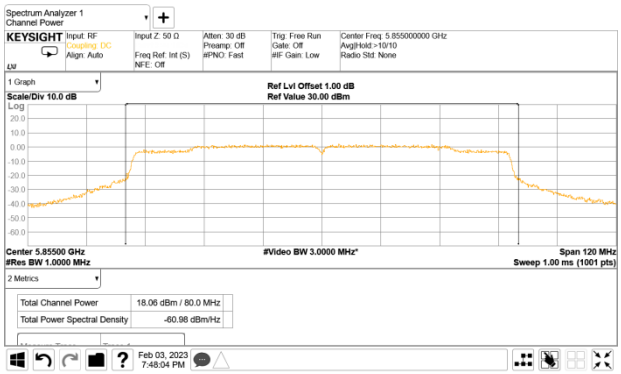	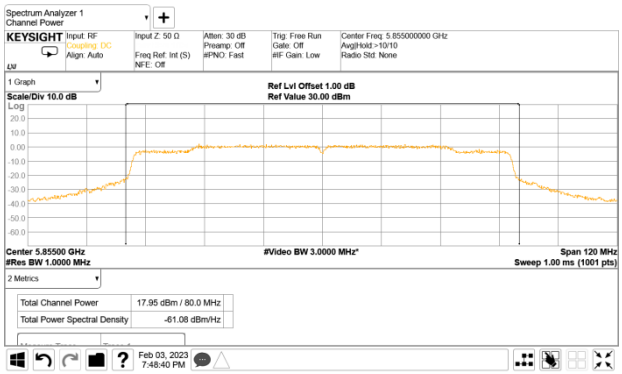

802.11ac-VHT160	
AUX	Main
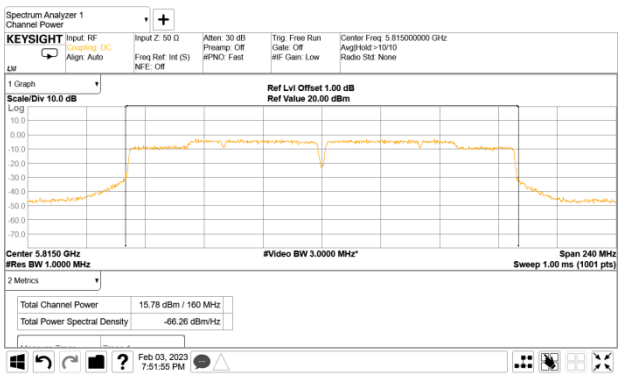	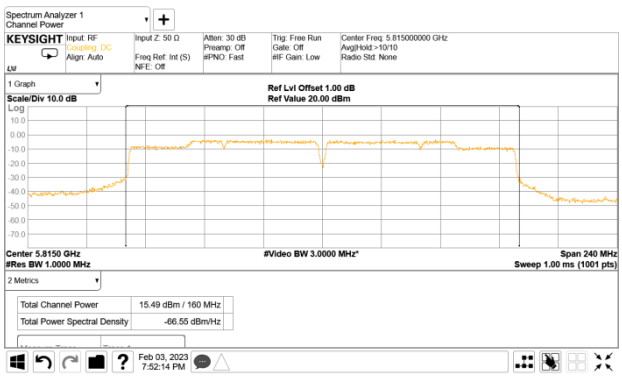

802.11ax-HE80	
AUX	Main
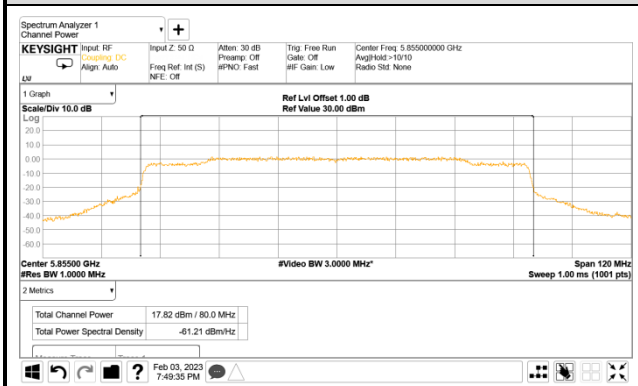	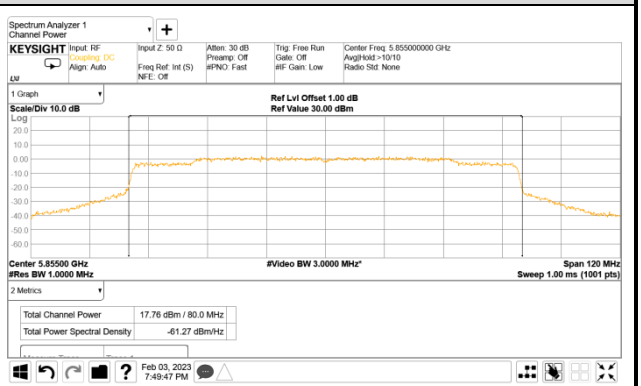

This test report may be reproduced in full only. The document may only be updated by Audix Technology Corp. personnel. Any changes will be noted in the Document History section of the report.

Audix Technology Corp.
No. 491, Zhongfu Rd., Linkou Dist.,
New Taipei City244, Taiwan

Tel: +886 2 26099301
Fax: +886 2 26099303

802.11ax-HE160	
AUX	Main
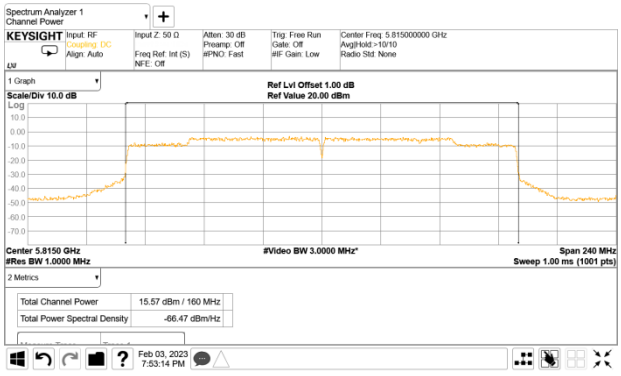	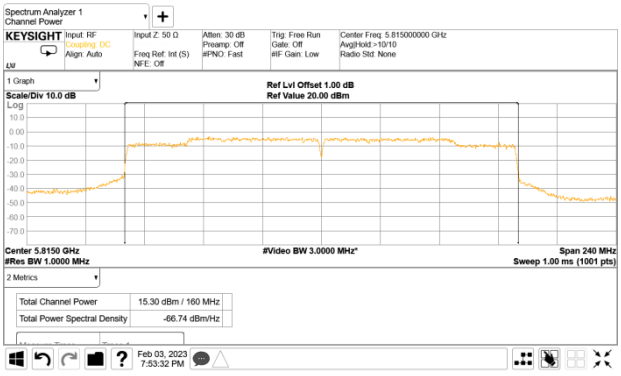

802.11ax-HE160	
AUX	Main
RU Configuration: 996/67	
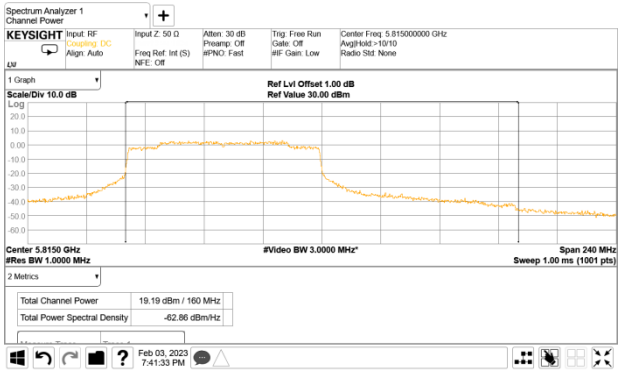	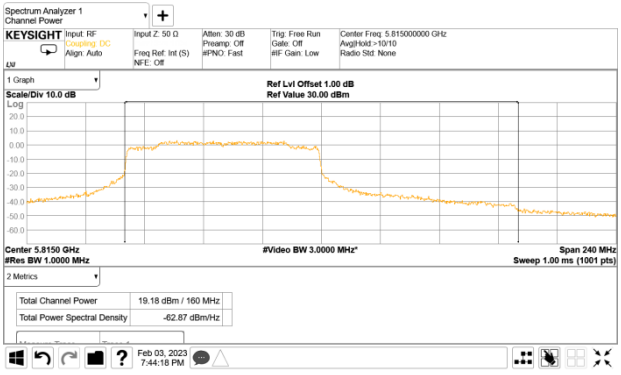
RU Configuration: 996/S67	
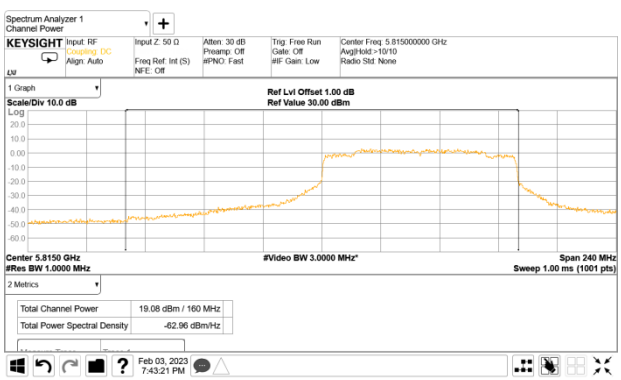	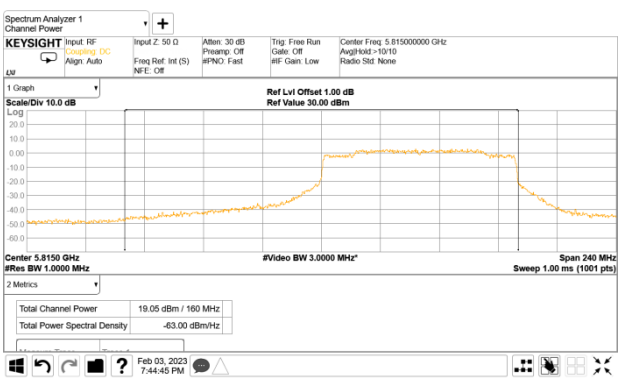

This test report may be reproduced in full only. The document may only be updated by Audix Technology Corp. personnel. Any changes will be noted in the Document History section of the report.

Audix Technology Corp.
No. 491, Zhongfu Rd., Linkou Dist.,
New Taipei City244, Taiwan

Tel: +886 2 26099301
Fax: +886 2 26099303

- Emission (6dB) Bandwidth

802.11a	
AUX	Main
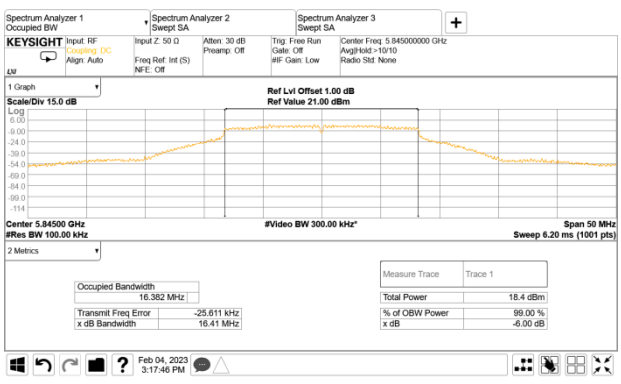	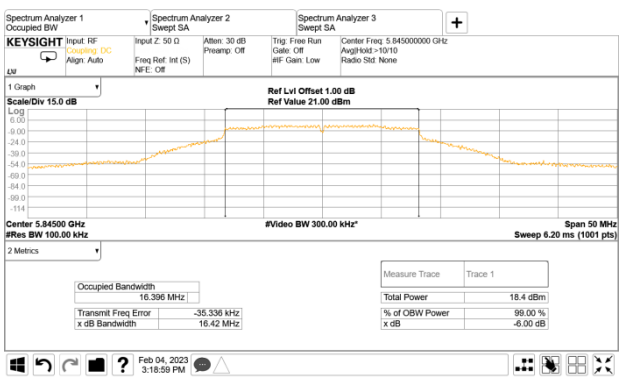
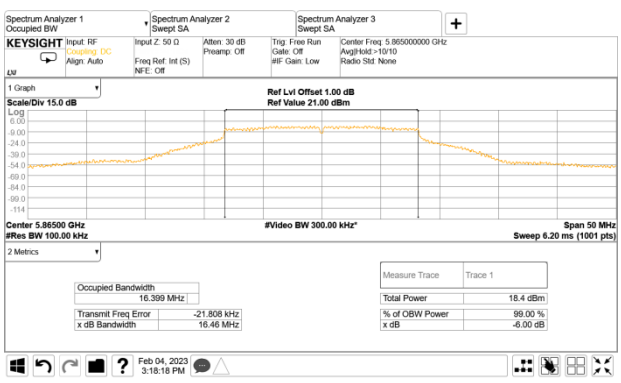	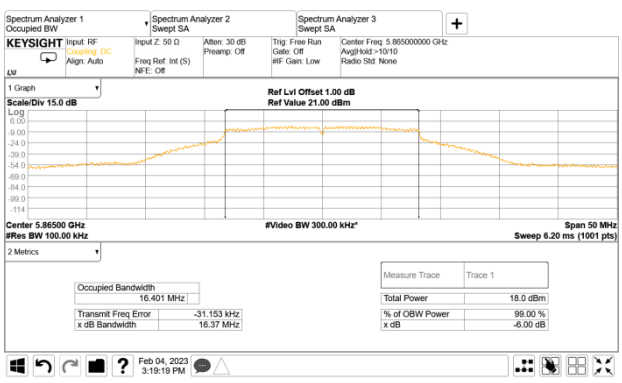
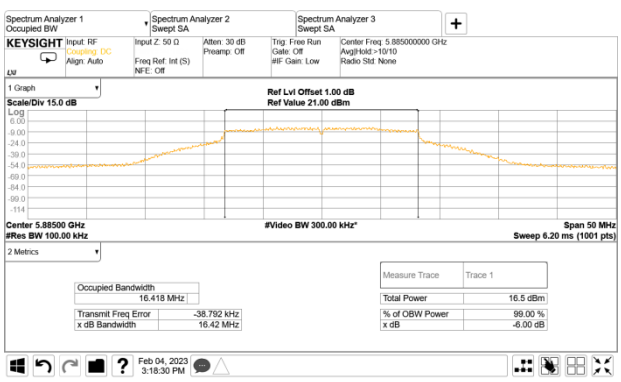	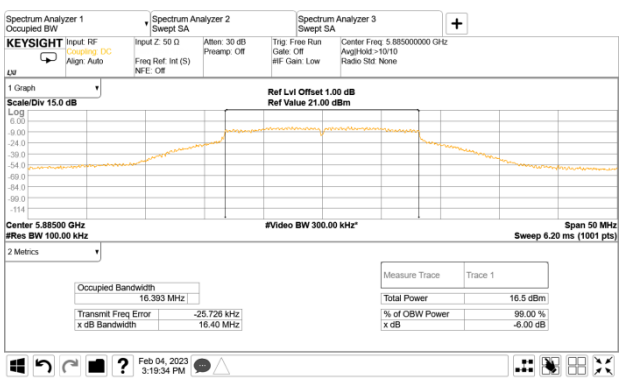

This test report may be reproduced in full only. The document may only be updated by Audix Technology Corp. personnel. Any changes will be noted in the Document History section of the report.

Audix Technology Corp.
No. 491, Zhongfu Rd., Linkou Dist.,
New Taipei City244, Taiwan

Tel: +886 2 26099301
Fax: +886 2 26099303

802.11n-HT20	
AUX	Main
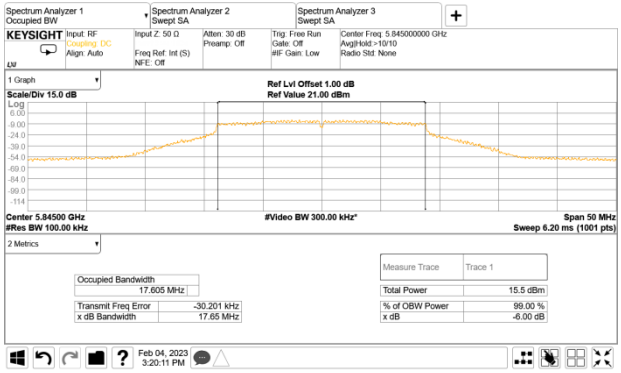	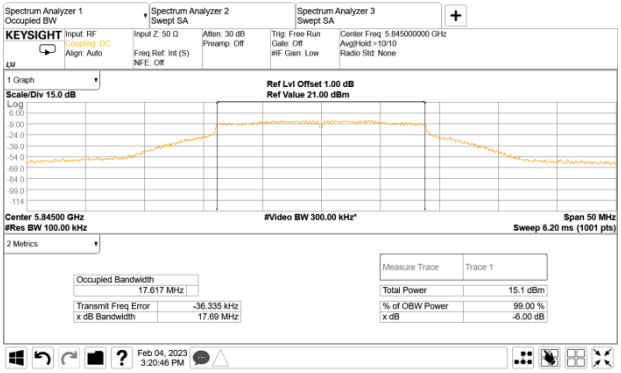
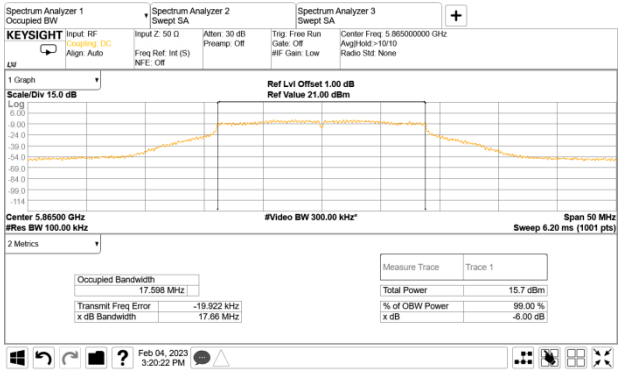	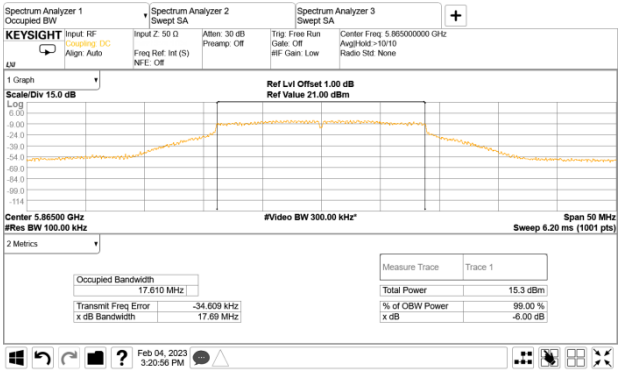
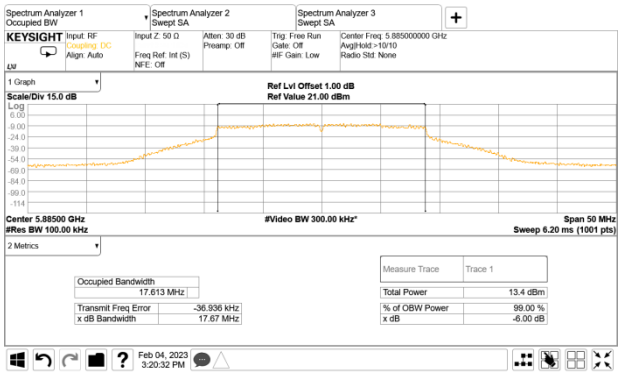	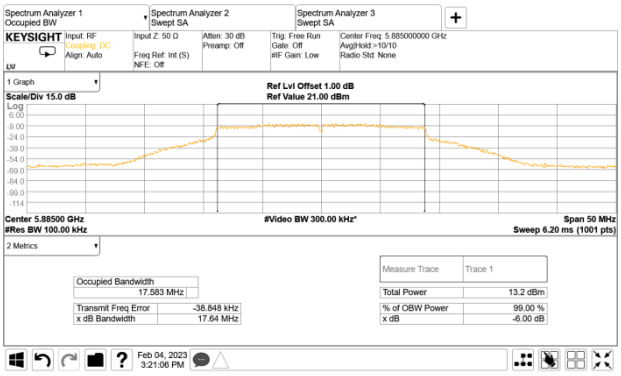

This test report may be reproduced in full only. The document may only be updated by Audix Technology Corp. personnel. Any changes will be noted in the Document History section of the report.

Audix Technology Corp.
No. 491, Zhongfu Rd., Linkou Dist.,
New Taipei City244, Taiwan

Tel: +886 2 26099301
Fax: +886 2 26099303

802.11n-HT40	
AUX	Main
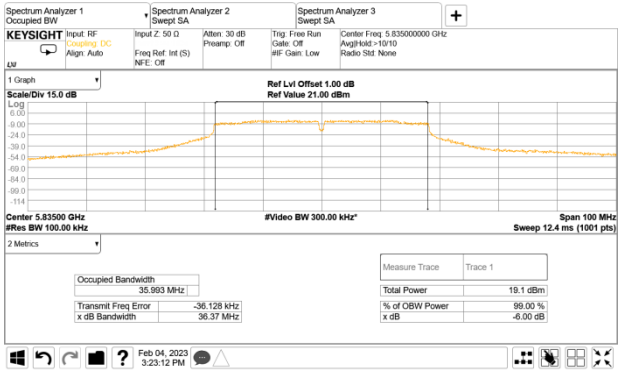	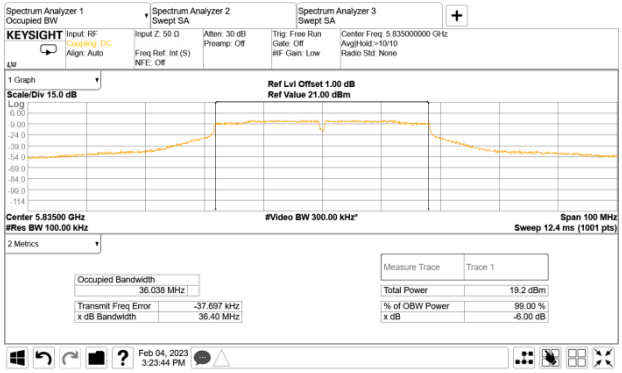
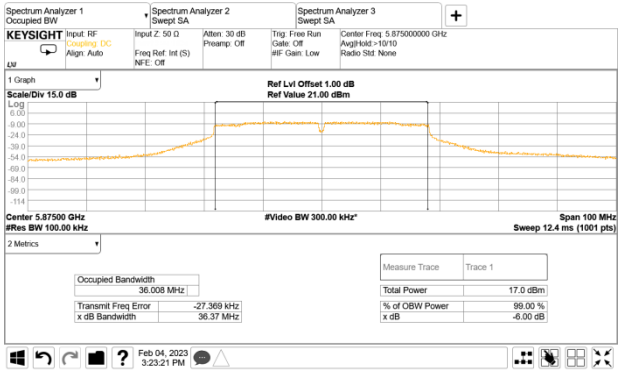	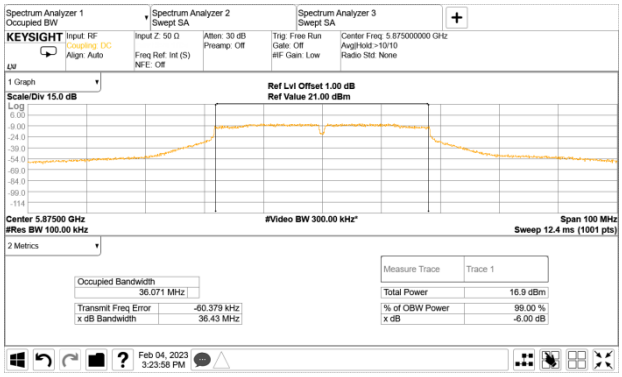

This test report may be reproduced in full only. The document may only be updated by Audix Technology Corp. personnel. Any changes will be noted in the Document History section of the report.

Audix Technology Corp.
No. 491, Zhongfu Rd., Linkou Dist.,
New Taipei City244, Taiwan

Tel: +886 2 26099301
Fax: +886 2 26099303

802.11ac-VHT80	
AUX	Main
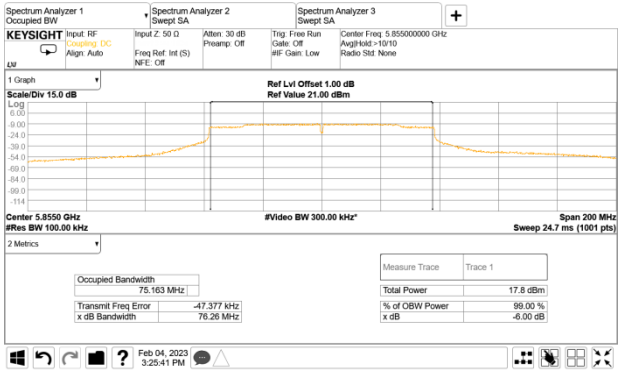	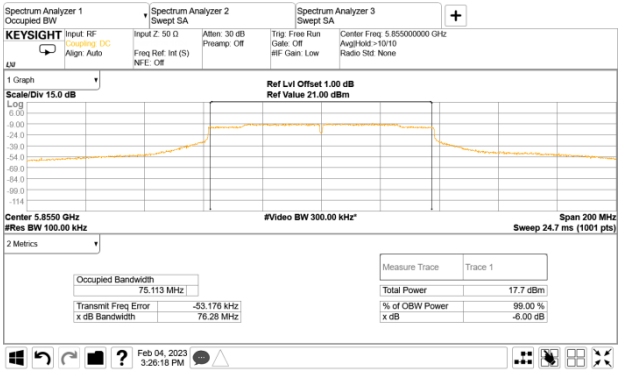

802.11ac-VHT60	
AUX	Main
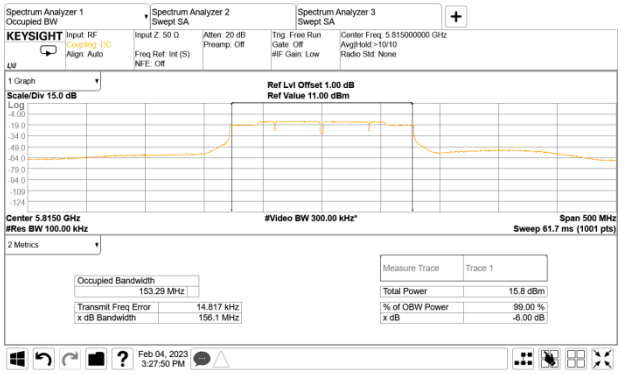	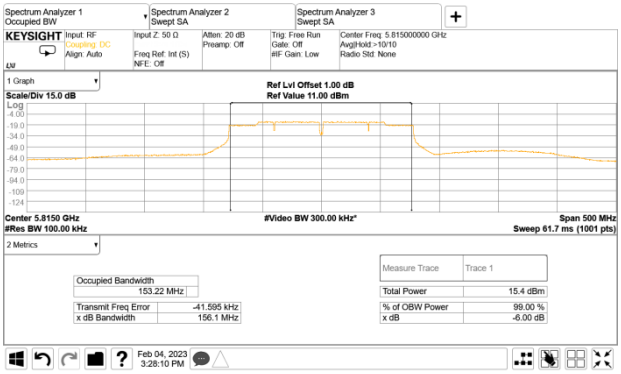

This test report may be reproduced in full only. The document may only be updated by Audix Technology Corp. personnel. Any changes will be noted in the Document History section of the report.

Audix Technology Corp.
No. 491, Zhongfu Rd., Linkou Dist.,
New Taipei City244, Taiwan

Tel: +886 2 26099301
Fax: +886 2 26099303

802.11ax-HE20	
AUX	Main
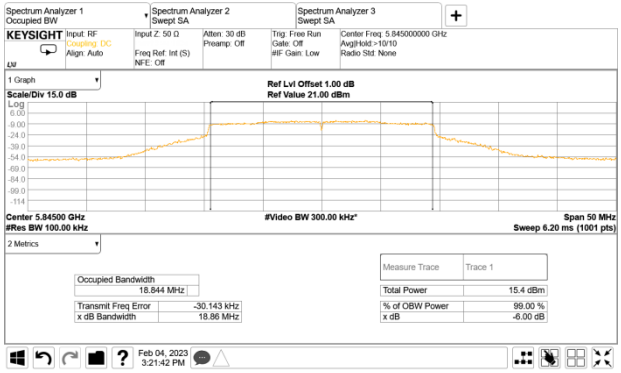	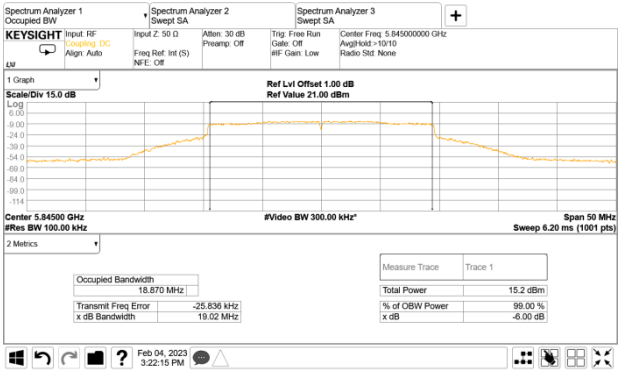
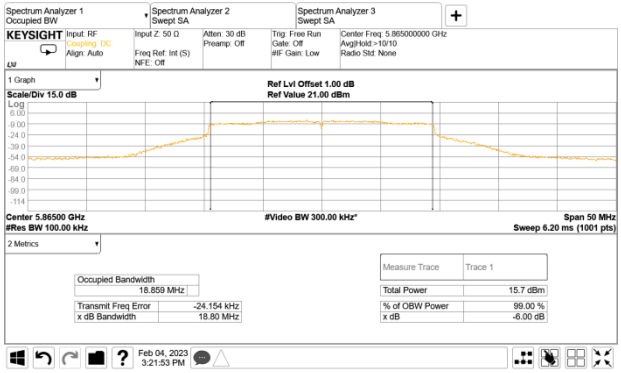	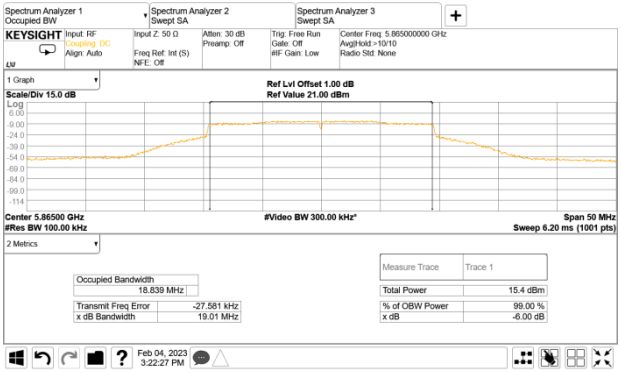
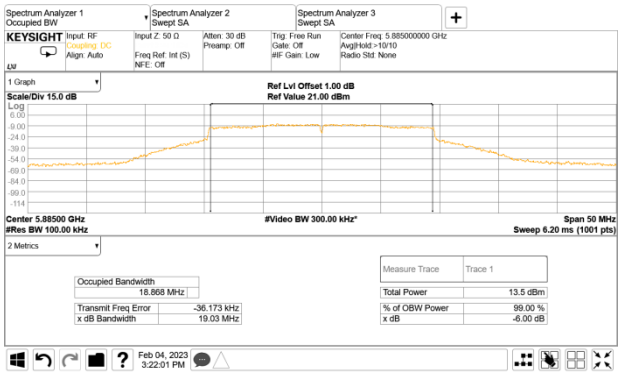	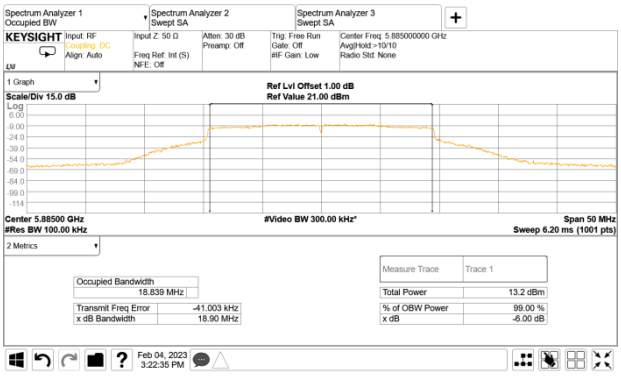

This test report may be reproduced in full only. The document may only be updated by Audix Technology Corp. personnel. Any changes will be noted in the Document History section of the report.

Audix Technology Corp.
No. 491, Zhongfu Rd., Linkou Dist.,
New Taipei City244, Taiwan

Tel: +886 2 26099301
Fax: +886 2 26099303

802.11ax-HE40	
AUX	Main
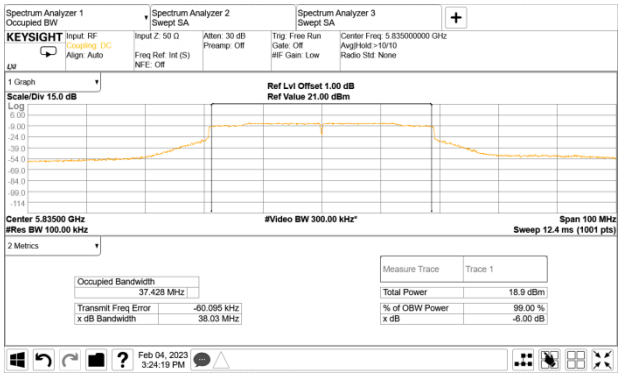	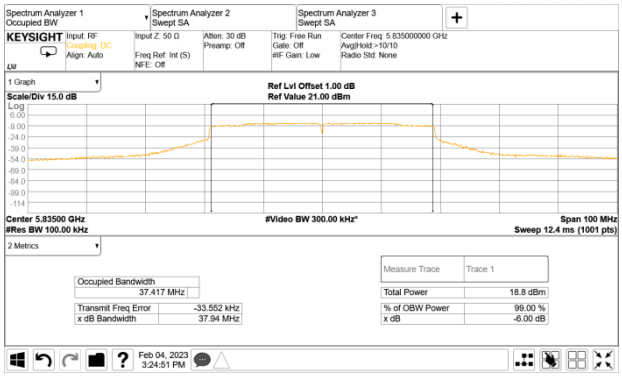
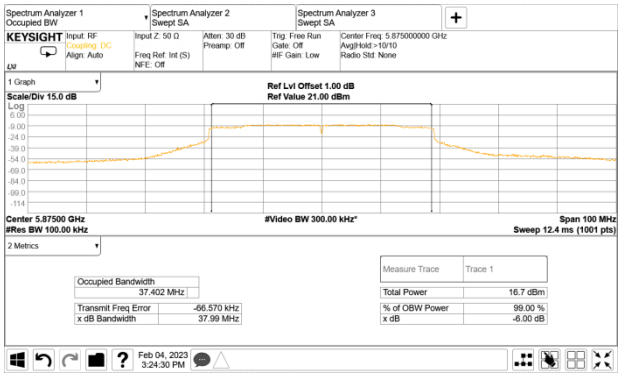	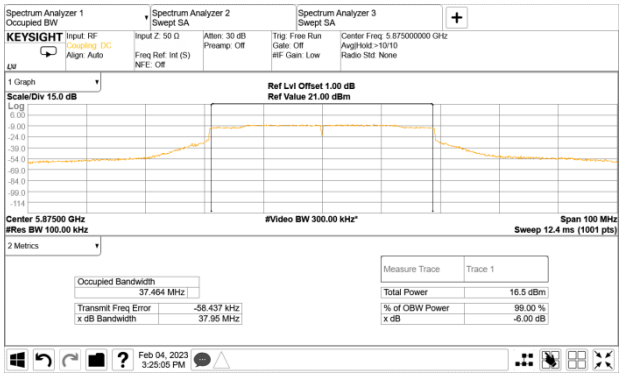

This test report may be reproduced in full only. The document may only be updated by Audix Technology Corp. personnel. Any changes will be noted in the Document History section of the report.

Audix Technology Corp.
No. 491, Zhongfu Rd., Linkou Dist.,
New Taipei City244, Taiwan

Tel: +886 2 26099301
Fax: +886 2 26099303

802.11ax-HE80	
AUX	Main
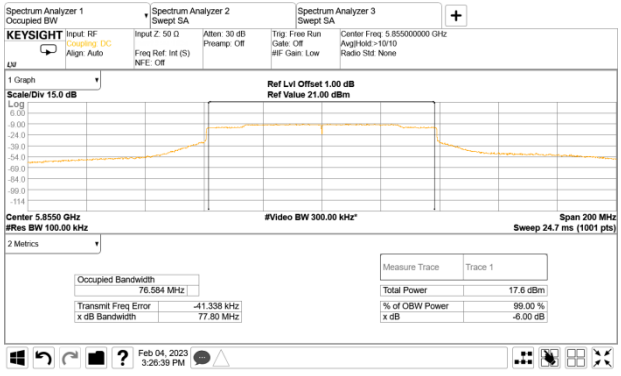	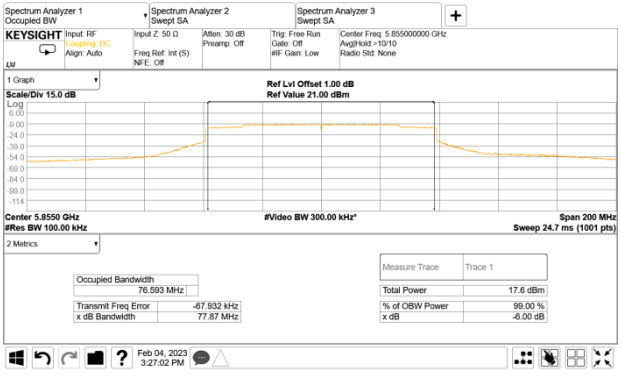

802.11ax-HE160	
AUX	Main
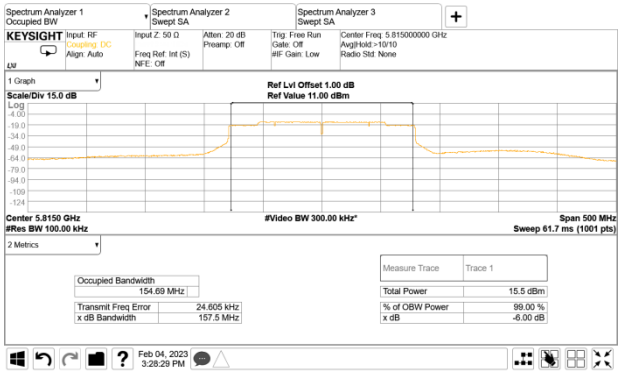	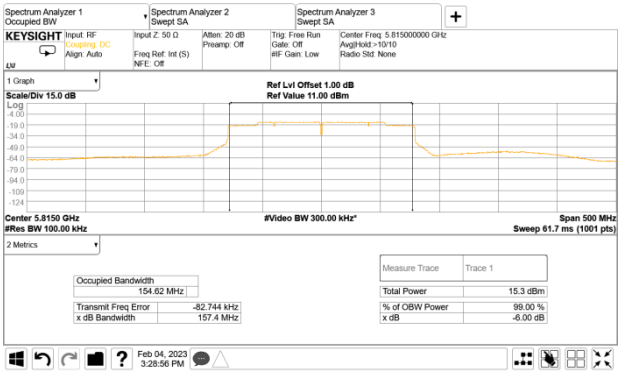

This test report may be reproduced in full only. The document may only be updated by Audix Technology Corp. personnel. Any changes will be noted in the Document History section of the report.

Audix Technology Corp.
No. 491, Zhongfu Rd., Linkou Dist.,
New Taipei City244, Taiwan

Tel: +886 2 26099301
Fax: +886 2 26099303

- For Occupied (99%) Bandwidth

802.11a	
AUX	Main
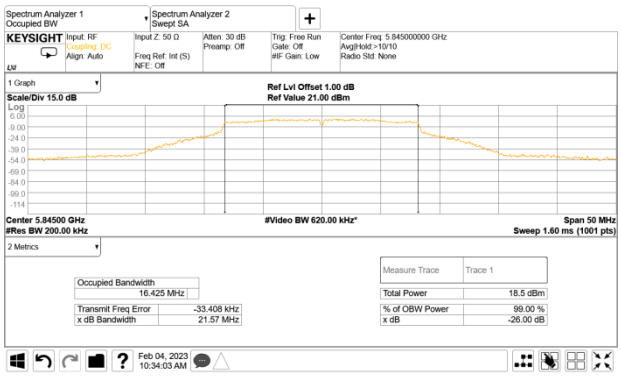	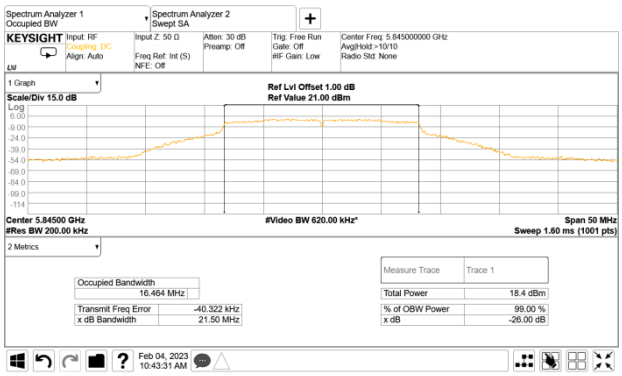
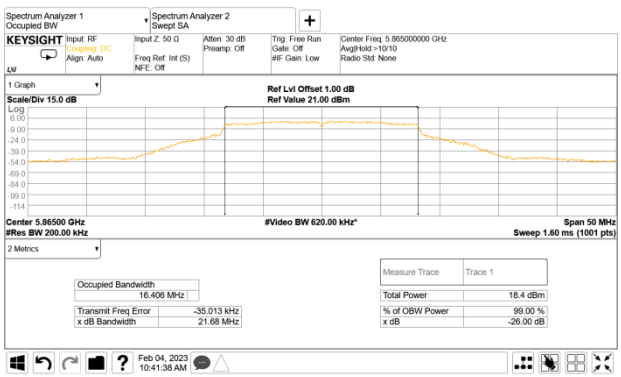	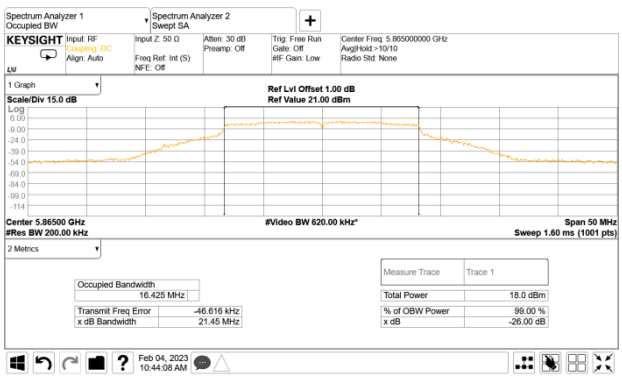
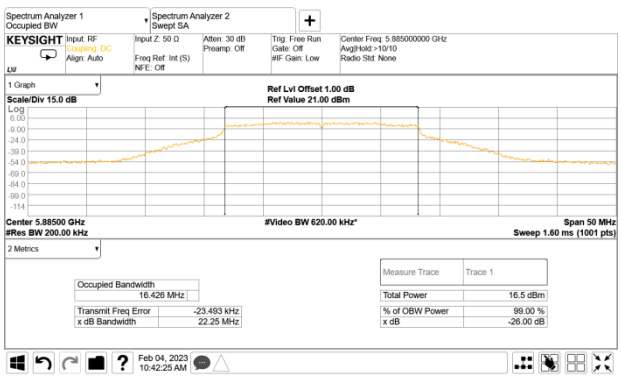	

This test report may be reproduced in full only. The document may only be updated by Audix Technology Corp. personnel. Any changes will be noted in the Document History section of the report.

Audix Technology Corp.
No. 491, Zhongfu Rd., Linkou Dist.,
New Taipei City244, Taiwan

Tel: +886 2 26099301
Fax: +886 2 26099303

802.11n-HT20	
AUX	Main
	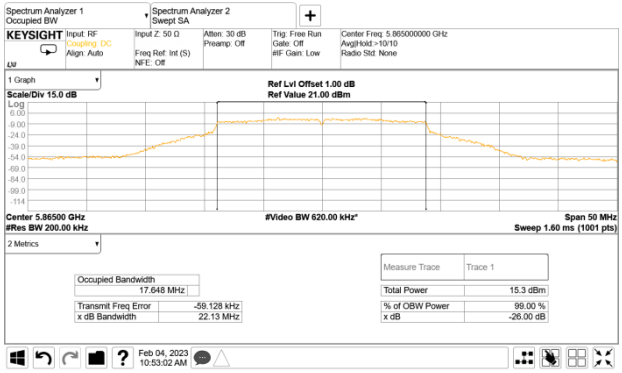

This test report may be reproduced in full only. The document may only be updated by Audix Technology Corp. personnel. Any changes will be noted in the Document History section of the report.

Audix Technology Corp.
No. 491, Zhongfu Rd., Linkou Dist.,
New Taipei City244, Taiwan

Tel: +886 2 26099301
Fax: +886 2 26099303

802.11n-HT40	
AUX	Main
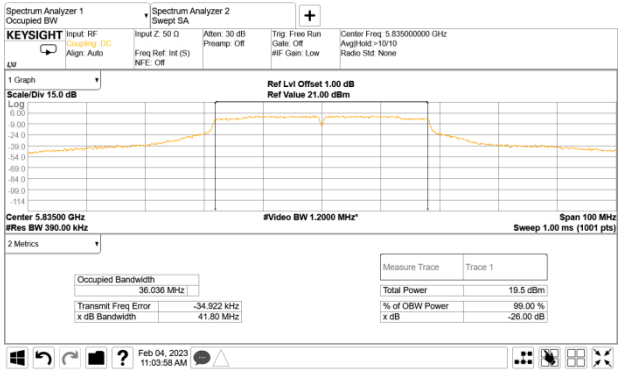	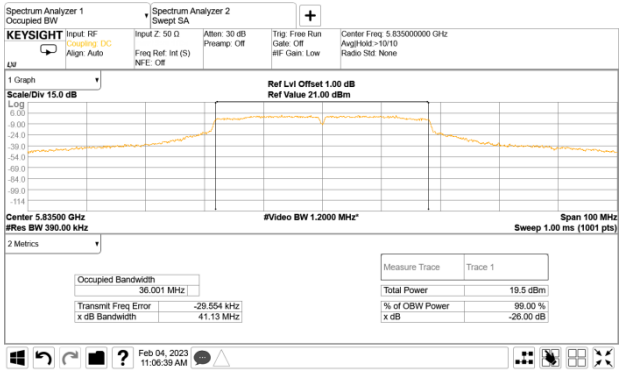
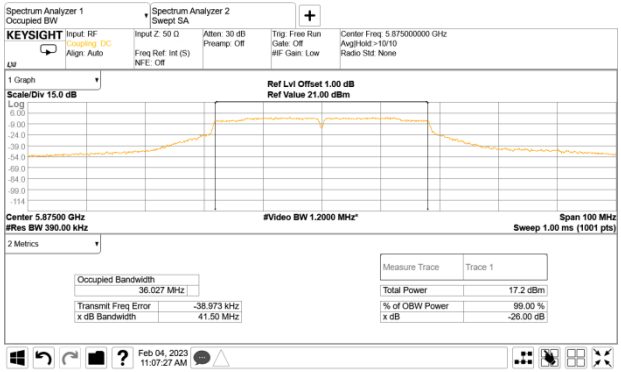	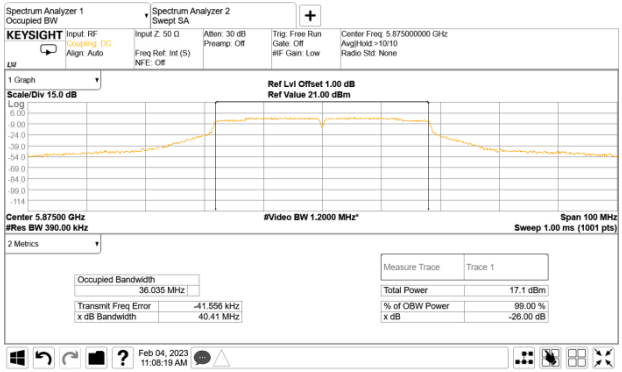

This test report may be reproduced in full only. The document may only be updated by Audix Technology Corp. personnel. Any changes will be noted in the Document History section of the report.