Audix Technology Corp.
No. 53-11, Dingfu, Linkou, Dist.,
New Taipei City244,Taiwan
Tel: +886 2 26099301
Fax: +886 2 26099303

FCC 15.247 & RSS-247
2.4GHz Test Report

for

LG Electronics Inc.

222, LG-ro Jinwi-myeon, Pyeongtaek-Si, Gyeonggi-Do, 451-713, Korea

Product Name	:	**Notebook Computer**
Model Name	:	**(1)15Z95N (2)15ZB95N (3)15ZD95N (4)15ZG95N (5)15ZC95N**
Brand		**LG**
FCC ID	:	**BEJNT-15Z95N**
IC	:	**2703H-15Z95N**

Prepared by:	:	**AUDIX Technology Corporation, EMC Department**

Testing Laboratory
1724

The test report is based on a single evaluation of one sample of the above-mentioned products. It does not imply an assessment of the whole production and does not permit the use of the test lab logo.

This test report may be reproduced in full only. The document may only be updated by Audix Technology Corp. personnel. Any changes will be noted in the Document History section of the report.

Audix Technology Corp.
No. 53-11, Dingfu, Linkou, Dist.,
New Taipei City244,Taiwan
Tel: +886 2 26099301
Fax: +886 2 26099303

TABLE OF CONTENTS

Description Page

TEST REPORT 4
1. REVISION RECORD OF TEST REPORT 5
2. SUMMARY OF TEST RESULTS 6
3. GENERAL INFORMATION 7
3.1. Description of Application 7
3.2. Description of EUT 8
3.3. Antenna Information 9
3.4. EUT Specifications Assessed in Current Report 10
3.5. Descriptions of Key Components 12
3.6. Test Configuration 15
3.7. Output Power Setting 21
3.8. Tested Supporting System List 22
3.9. Setup Configuration 23
3.10. Operating Condition of EUT 23
3.11. Description of Test Facility 24
3.12. Measurement Uncertainty 25
4. MEASUREMENT EQUIPMENTLIST 26
4.1. Conducted Emission Measurement 26
4.2. Radiated Emission Measurement 26
4.3. RF Conducted Measurement 27
5. CONDUCTED EMISSION 28
5.1. Block Diagram of Test Setup 28
5.2. Conducted Emission Limit 28
5.3. Test Procedure 28
5.4. Test Results 28
6. RADIATED EMISSION 29
6.1. Block Diagram of Test Setup 29
6.2. Radiated Emission Limits 31
6.3. Test Procedure 32
6.4. Measurement Result Explanation 33
6.5. Test Results 33
7. 6dB/OCCUPIED BANDWIDTH 34
7.1. Block Diagram of Test Setup 34
7.2. Specification Limits 34
7.3. Test Procedure 34
7.4. Test Results 34
8. MAXIMUM PEAK OUTPUT POWER 35
8.1. Block Diagram of Test Setup 35
8.2. Specification Limits 35
8.3. Test Procedure 36
8.4. Test Results 36
9. EMISSION LIMITATIONS 37
9.1. Block Diagram of Test Setup 37

This test report may be reproduced in full only. The document may only be updated by Audix Technology Corp. personnel. Any changes will be noted in the Document History section of the report.

Audix Technology Corp.
No. 53-11, Dingfu, Linkou, Dist.,
New Taipei City244,Taiwan
Tel: +886 2 26099301
Fax: +886 2 26099303

9.2. Specification Limits 37
9.3. Test Procedure 37
9.4. Test Results 38
10. POWER SPECTRAL DENSITY 39
10.1. Block Diagram of Test Setup 39
10.2. Specification Limits 39
10.3. Test Procedure 39
10.4. Test Results 39
11. DEVIATION TO TEST SPECIFICATIONS 40

APPENDIX A TEST DATA AND PLOTS
APPENDIX B TESTPHOTOGRAPHS

This test report may be reproduced in full only. The document may only be updated by Audix Technology Corp. personnel. Any changes will be noted in the Document History section of the report.

Audix Technology Corp.
No. 53-11, Dingfu, Linkou, Dist.,
New Taipei City244,Taiwan

Tel: +886 2 26099301
Fax: +886 2 26099303

TEST REPORT

Applicant	:	LG Electronics Inc.
Manufacturer	:	LG Electronics Inc.
Factory #1	:	LG Electronics Nanjing New Technology Co., Ltd.
Factory #2	:	SEO HEUNG ELECTRONICS CO LTD
EUT Description		
(1) Product	:	Notebook Computer
(2) Model	:	(1)15Z95N (2)15ZB95N (3)15ZD95N (4)15ZG95N (5)15ZC95N
(3) Brand	:	LG
(4) Power Supply	:	DC 19V, 2.53A

Applicable Standards:

Title 47 CFR FCC Part 15 Subpart C
RSS-Gen (Issue 5), April 2018
RSS-247 (Issue 2), February 2017
ANSI C63.10:2013

Audix Technology Corp. tested the equipment mentioned in accordance with the requirements set forth in the above standards. Test results indicate that the equipment tested is capable of demonstrating compliance with the requirements as documented within this report.
Audix Technology Corp. does not assume responsibility for any conclusions and generalizations drawn from the test results with regard to other specimens and samples.

Date of Report: 2020. 10. 16

Reviewed by: Annie Yu (Annie Yu/Administrator)

Approved by: Johnny Hsueh (Johnny Hsueh/Section Manager)

This test report may be reproduced in full only. The document may only be updated by Audix Technology Corp. personnel. Any changes will be noted in the Document History section of the report.

Audix Technology Corp.
No. 53-11, Dingfu, Linkou, Dist.,
New Taipei City244,Taiwan
Tel: +886 2 26099301
Fax: +886 2 26099303

1. REVISION RECORD OF TEST REPORT

Edition No	Issued Data	Revision Summary	Report Number
0	2020. 10. 16	Original Report	EM-F200435

This test report may be reproduced in full only. The document may only be updated by Audix Technology Corp. personnel. Any changes will be noted in the Document History section of the report.

Audix Technology Corp.
No. 53-11, Dingfu, Linkou, Dist.,
New Taipei City244,Taiwan
Tel: +886 2 26099301
Fax: +886 2 26099303

2. SUMMARY OF TEST RESULTS

Rule		Description	Data Reused	Results
FCC	IC			
15.207	RSS-Gen §8.8	Conducted Emission	No	**PASS**
15.247(d)/ 15.205	RSS-Gen §8.9 RSS-247 §5.5	Radiated Band Edge and Radiated Spurious Emission	No	**PASS**
15.247(a)(2)	RSS-247 §5.2(1)	6dB/Occupied Bandwidth	Yes	**PASS**
15.247(b)(3)	RSS-247 §5.4(4)	Maximum Peak Output Power	SPOT CHECK Note 2	**PASS**
15.247(d)	RSS-247 §5.5	Conducted Band Edges and Conducted Spurious Emission	Yes	**PASS**
15.247 (e)	RSS-247 §5.2(2)	Peak Power Spectral Density	Yes	**PASS**
15.203	RSS-Gen §8.3	Antenna Requirement	---	**Compliance**

Note: 1. The uncertainties value is not used in determining the result.
2. This device embedded with same radio transmitter with FCC ID: BEJNT-15Z90N grant on 11/29 2019 and IC: 2703H-15Z90N approved on 12/04/2019.According to KDB 484596 D01, we did spot check for output power and all output power values keep identical thus we reuse all results except to E.I.R.P. test items.

This test report may be reproduced in full only. The document may only be updated by Audix Technology Corp. personnel. Any changes will be noted in the Document History section of the report.

Audix Technology Corp.
No. 53-11, Dingfu, Linkou, Dist.,
New Taipei City244,Taiwan
Tel: +886 2 26099301
Fax: +886 2 26099303

3. GENERAL INFORMATION

3.1. Description of Application

Applicant	LG Electronics Inc. 222, LG-ro Jinwi-myeon, Pyeongtaek-Si, Gyeonggi-Do, 451-713, Korea
Manufacturer	LG Electronics Inc. 222, LG-ro Jinwi-myeon, Pyeongtaek-Si, Gyeonggi-Do, 451-713, Korea
Factory #1	LG Electronics Nanjing New Technology Co., Ltd. No.346,Yaoxin Road, Economic & Technical Development Zone, Nanjing, China.
Factory #2	SEO HEUNG ELECTRONICS CO LTD 55 Asan valley Seo-ro, Dunpo-myeon,Asan-si, Chungcheongnam-do, 31409 Korea
Product	Notebook Computer
Model	(1)15Z95N (2)15ZB95N (3)15ZD95N (4)15ZG95N (5)15ZC95N The difference between all models is different in the sales customers.
Brand	LG

This test report may be reproduced in full only. The document may only be updated by Audix Technology Corp. personnel. Any changes will be noted in the Document History section of the report.

Audix Technology Corp.
No. 53-11, Dingfu, Linkou, Dist.,
New Taipei City244,Taiwan
Tel: +886 2 26099301
Fax: +886 2 26099303

3.2. Description of EUT

<table>
<tr><td>Test Model</td><td>15Z95N</td></tr>
<tr><td>Serial Number</td><td>N/A</td></tr>
<tr><td>Power Rating</td><td>DC 19V, 2.53A</td></tr>
<tr><td>Software Version</td><td>XY (X, Y can be 0 to 9 for different SW version not influence RF parameter)</td></tr>
<tr><td>RF Features</td><td>WLAN:802.11 a/b/g/n/ac/ax
Bluetooth: BT and BLE (BT 5.0)</td></tr>
<tr><td>Transmit Type</td><td>
<table>
<tr><th colspan="2">2.4 GHz</th></tr>
<tr><td>802.11b</td><td>1T1R</td></tr>
<tr><td>802.11g</td><td>1T1R</td></tr>
<tr><td>802.11n-HT20</td><td>2T2R</td></tr>
<tr><td>802.11n-HT40</td><td>2T2R</td></tr>
<tr><td>802.11ax-HE20</td><td>2T2R</td></tr>
<tr><td>802.11ax-HE40</td><td>2T2R</td></tr>
<tr><td>BT/BLE</td><td>1T1R</td></tr>
</table>
<table>
<tr><th colspan="2">UNII Bands</th></tr>
<tr><td>802.11a</td><td>1T1R</td></tr>
<tr><td>802.11n-HT20/802.11ac-VHT20/802.11ax-HE20</td><td>2T2R</td></tr>
<tr><td>802.11n-HT40/802.11ac-VHT40/802.11ax-HE40</td><td>2T2R</td></tr>
<tr><td>802.11ac-VHT80/802.11ax-HE80</td><td>2T2R</td></tr>
<tr><td>802.11ac-VHT160/802.11ax-HE160</td><td>2T2R</td></tr>
</table>
The MIMO is uncorrelated and supported SDM mode only.
</td></tr>
<tr><td>Test Sample</td><td>
<table>
<tr><th>Sample No.</th><th>Test Item</th><th>Firmware</th></tr>
<tr><td>-01</td><td>AC Conduction</td><td>N/A</td></tr>
<tr><td>-02</td><td>AC Conduction, RSE, Output Power</td><td>N/A</td></tr>
</table>
</td></tr>
<tr><td>Sample Status</td><td>Mass production</td></tr>
<tr><td>Date of Receipt</td><td>2020. 09. 28</td></tr>
<tr><td>Date of Test</td><td>2020. 10. 06 ~ 15</td></tr>
<tr><td>Interface Ports of EUT</td><td>• One Micro SD Card Slot
• One Earphone Port
• Three USB 3.0 Ports
• One USB Type C Port
• One HDMI Port
• One DC Input Port</td></tr>
<tr><td>Accessories Supplied</td><td>• AC Adapter
• LAN Gender</td></tr>
</table>

This test report may be reproduced in full only. The document may only be updated by Audix Technology Corp. personnel. Any changes will be noted in the Document History section of the report.

Audix Technology Corp.
No. 53-11, Dingfu, Linkou, Dist.,
New Taipei City244,Taiwan
Tel: +886 2 26099301
Fax: +886 2 26099303

3.3. Antenna Information

No.	Antenna Part Number	Manufacture	Antenna Type	Frequency (MHz)	Max Gain(dBi)
1.	WA-P-LBLB-04-070 (Main)	INPAQ	Mono-Pole	2400~2500	4.16
				5100-5250	1.76
				5250-5350	3.52
				5350-5750	5.27
				5750~5850	5.27
	WA-P-LBLB-04-070 (AUX)	INPAQ	Mono-Pole	2400~2500	4.54
				5100-5250	4.14
				5250-5350	4.27
				5350-5750	4.00
				5750~5850	1.63
2	L1LRF003-CS-H (Main)	LUXSHARE-ICT	Mono-Pole	2400~2500	4.4
				5150-5250	4.3
				5250-5350	4.3
				5350-5725	4.6
				5725~5850	4.3
	L1LRF003-CS-H (AUX)	LUXSHARE-ICT	Mono-Pole	2400~2500	4.5
				5150-5250	4.0
				5250-5350	4.0
				5350-5725	3.3
				5725~5850	3.0

This test report may be reproduced in full only. The document may only be updated by Audix Technology Corp. personnel. Any changes will be noted in the Document History section of the report.

Audix Technology Corp.
No. 53-11, Dingfu, Linkou, Dist.,
New Taipei City244,Taiwan
Tel: +886 2 26099301
Fax: +886 2 26099303

3.4. EUT Specifications Assessed in Current Report

Mode	Fundamental Range (MHz)	Channel Number	Modulation	Data Rate (Mbps)
802.11b	2412-2472	13	DSSS (DBPSK/DQPSK/CCK)	Up to 11
802.11g		13	OFDM (BPSK/QPSK/16QAM/64QAM)	Up to 54
802.11n-HT20				Up to 144.4
802.11n-HT40	2422-2462	9	OFDM (BPSK/QPSK/16QAM/64QAM)	Up to 300
802.11ax-HE20	2412-2472	13	OFDMA (BPSK/ QPSK/ 16QAM/ 64QAM/ 256QAM/1024QAM)	Up to 287
802.11ax-HE40	2422-2462	9		Up to 574
BLE	2402-2480	40	GFSK (1M, 2M, PHY Coded S8, PHY Coded S2)	Up to 2

Channel List			
802.11 b/g/n-HT20/ax-HE20		802.11n-HT40/ax-HE40	
Channel Number	Frequency (MHz)	Channel Number	Frequency (MHz)
1	2412	3	2422
2	2417	4	2427
3	2422	5	2432
4	2427	6	2437
5	2432	7	2442
6	2437	8	2447
7	2442	9	2452
8	2447	10	2457
9	2452	11	2462
10	2457	---	
11	2462		
12	2467		
13	2472		

This test report may be reproduced in full only. The document may only be updated by Audix Technology Corp. personnel. Any changes will be noted in the Document History section of the report.

Audix Technology Corp.
No. 53-11, Dingfu, Linkou, Dist.,
New Taipei City244,Taiwan
Tel: +886 2 26099301
Fax: +886 2 26099303

Channel List							
BLE							
Channel Number	Frequency (MHz)	Channel Number	Frequency (MHz)	Channel Number	Frequency (MHz)	Channel Number	Frequency (MHz)
37	2402	09	2422	18	2442	28	2462
00	2404	10	2424	19	2444	29	2464
01	2406	38	2426	20	2446	30	2466
02	2408	11	2428	21	2448	31	2468
03	2410	12	2430	22	2450	32	2470
04	2412	13	2432	23	2452	33	2472
05	2414	14	2434	24	2454	34	2474
06	2416	15	2436	25	2456	35	2476
07	2418	16	2438	26	2458	36	2478
08	2420	17	2440	27	2460	39	2480

RMS Output Power (dBm)						
Channel	802.11b	802.11g	802.11n-HT20	802.11ax-HE20	802.11n-HT40	802.11ax-HE40
1	19.22	16.84	17.13	17.00	---	---
2	19.98	19.97	18.2	18.31		
3	19.96	19.96	18.19	18.29	16.82	16.64
4	19.84	19.85	18.25	18.66	15.8	15.52
5	19.89	19.88	18.34	18.54	15.69	15.62
6	19.92	19.85	18.38	18.72	15.73	15.44
7	20.08	19.72	20.07	20.02	17.61	17.41
8	20.04	18.65	18.77	18.49	17.75	17.6
9	20.02	18.24	18.73	18.66	16.15	16.01
10	20.03	18.17	18.61	18.55	12.47	12.18
11	19.14	17.47	17.75	17.53	3.93	3.56
12	18.11	14.85	14.91	14.74	---	---
13	13.05	1.52	2.61	2.48		

This test report may be reproduced in full only. The document may only be updated by Audix Technology Corp. personnel. Any changes will be noted in the Document History section of the report.

Audix Technology Corp.
No. 53-11, Dingfu, Linkou, Dist.,
New Taipei City244,Taiwan
Tel: +886 2 26099301
Fax: +886 2 26099303

3.5. Descriptions of Key Components

3.5.1. For the All Component Lists

Item	Supplier	Model / Type	Character
System	Microsoft	Win10 Home	---
		Win10 Pro	---
Main Board	LG	1XZ95N MAIN B/D PCB	Manufacturer: #1 Hannstar Board Tech(Jiang Yin) Corp.,Ltd. #2 Elec & Eltek Company (MCO) Limited.
WLAN SUB Board	LG	15Z95N WLAN SUB B/D	Manufacturer: #1 Hannstar Board Tech(Jiang Yin) Corp.,Ltd. #2 Elec & Eltek Company (MCO) Limited.
Intel CPU (Socket: FCBGA1449)	Intel	i7-1165G7	2.80GHz
	Intel	i5-1135G7	2.4GHz
	Intel	i3-1115G4	3.00GHz
15.6” LCD Panel	LG Display	LP156WFD(SP)(Y1)	Resolution: 1920 x 1080, 60Hz FHD IPS (Touch)
	LG Display	LP156WFC(SP)(Y1)	Resolution: 1920 x 1080, 60Hz FHD IPS (Normal Non touch)
	LG Display	LP156WF9(SP)(N1)	Resolution: 1920 x 1080, 60Hz FHD IPS (Normal Non touch)
Storage (SSD)	SK hynix	HFS256GD9TNG-L2A0A	256GB (M.2)
		HFS512GD9TNG-L2A0A	512GB (M.2)
		HFS001TD9TNG-L2A0A	1TB (M.2)
	Samsung	MZ-VLB256B	256GB (M.2)
		MZ-VLB512B	512GB (M.2)
		MZ-VLB1T0B	1TB(M.2)
		MZ-NLN128C	128GB (M.2)
	Samsung	MZ-NLH1280	128GB
Memory (RAM)	Samsung	---	16GB LPDDR4x(On Board)
	Samsung	---	8GB LPDDR4x(On Board)
	SK Hynix	---	16GB LPDDR4x(On Board)
	SK Hynix	---	8GB LPDDR4x(On Board)
Battery Pack	LG	LBV7227E	80Wh, DC 7.74V, 80Wh Typ 10336mAh
WLAN Combo Card	Intel	AX201D2W	WLAN and BT, 2x2 CNVi 1216 FCC ID: PD9AX201NG IC: 1000M-AX201NG NCC ID: CCAH18LP3410T5
WLAN Combo Antenna	LG (INPAQ)	WA-P-LBLB-04-070	PCB, Mono-pole Type Main: Black, Aux: Gray
	LG (LUXSHARE-ICT)	L1LRF003-CS-H	PCB, Mono-pole Typ Main: Black, Aux: Gray

This test report may be reproduced in full only. The document may only be updated by Audix Technology Corp. personnel. Any changes will be noted in the Document History section of the report.

Audix Technology Corp.
No. 53-11, Dingfu, Linkou, Dist.,
New Taipei City244,Taiwan
Tel: +886 2 26099301
Fax: +886 2 26099303

Item	Supplier	Model / Type	Character
Keyboard	TIC	KT01-18B9	P/N: KT01-18B9BS03USRA000 (White KBD)
		KT01-18B9	P/N: KT01-18B9AS03USRA000 (Black KBD)
	LITE ON	SN3870BL	P/N: SG-90930-XUA (White KBD)
		SN3870BL	P/N: SG-90920-XUA (Black KBD)
Web Camera	Chicony	CKFIH2821005290LH	With two microphones
		CKFIH28-121005290LH	With One microphone
	Luxvisions	7BF109N2DC	With two microphones
		7BF109N2C	With One microphone
LAN Gender (Type C to LAN)	SUZHOU MEC ELECTRONICS	80-5946-111	(White) 10/100 Megabit Ethernet
		80-5946-101	(Black) 10/100 Megabit Ethernet
	Type C to LAN: Shielded, Undetached, 0.12m		
	ARIN TECH CO. LTD	GD-08MF-36-WH-LP10	(White) 10/100 Megabit Ethernet
		GD-08MF-36-BK-LP11	(Black) 10/100 Megabit Ethernet
	Type C to LAN: Shielded, Undetached, 0.12m		
AC Adapter (48W)	LG (HONOR)	ADS-48MS-19-2 19048E	I/P: AC 100-240V, 50-60Hz, 1.5A, O/P: DC 19V, 2.53A
	DC Power Cord: Non-Shielded, Undetached, 1.5m AC Power Cord: Non-Shielded, Detached, 1.0m (2C) (For Other Countries) AC Power Cord: Non-Shielded, Detached, 1.55m (2C) (For US, Canada, Mexico)		

Remark: For more detailed features description, please refer to the manufacturer's specifications or the user manual.

This test report may be reproduced in full only. The document may only be updated by Audix Technology Corp. personnel. Any changes will be noted in the Document History section of the report.

Audix Technology Corp.
No. 53-11, Dingfu, Linkou, Dist.,
New Taipei City244,Taiwan
Tel: +886 2 26099301
Fax: +886 2 26099303

3.5.2. The EUT collocates with following worst components, which are used to establish a basic configuration of system during test:

SKU (Mode) 1 ~ 2			**1**	**2**
Main Board		LG, 1XZ95N MAIN B/D PCB	V	V
WLAN SUB Board		LG, 15Z95N WLAN SUB B/D	V	V
CPU		Intel, i7-1165G7	V	
		Intel, i3-1115G4		V
15.6” LCD Panel		LG Display, LP156WFD(SP)(Y1) (Touch)	V	
		LG Display, LP156WFC(SP)(Y1) (Normal Non touch)		V
Storage (SSD)		Samsung, 1TB *1	V	
		SK Hynix, 256GB *1	V	V
		Samsung, 128GB *1		V
Memory (RAM)		SK Hynix, 16GB	V	
		SAMSUNG, 16GB		V
Battery Pack		LG, LBV7227E	V	V
WLAN Combo Card		Intel, AX201D2W	V	V
WLAN Combo Antenna		LG (INPAQ), WA-P-LBLB-04-070	V	
		LG (LUXSHARE-ICT), L1LRF003-CS-H		V
Keyboard		TIC, KT01-18B9 (Black KBD)	V	
		LITE ON, SN3870BL (White KBD)		V
Web Camera		Chicony, CKFIH2821005290LH	V	
		Luxvisions, 7BF109N2DC		V
Type C	Link to LAN Gender	ARIN TECH CO. LTD, GD-08MF-36-BK-LP11 (Black)	V	
		SUZHOU MEC ELECTRONICS, 80-5946-111 (White)		V
HDMI	3840 x 2160, 30Hz (“H” Pattern) (WLAN 2.4G+BT)		V	
	3840 x 2160, 30Hz (“H” Pattern) (WLAN 5G)			V
AC Adapter		LG (HONOR), ADS-48MS-19-2 19048E	V	V

This test report may be reproduced in full only. The document may only be updated by Audix Technology Corp. personnel. Any changes will be noted in the Document History section of the report.

Audix Technology Corp.
No. 53-11, Dingfu, Linkou, Dist.,
New Taipei City244,Taiwan

Tel: +886 2 26099301
Fax: +886 2 26099303

3.6. Test Configuration

Mode	TX_{on} (ms)	1/ TX_{on} (kHz)	Duty Cycle (x)	Duty Cycle Factor [10log(1/x)] (dB)
802.11b	8.340	0.120	0.993	N/A
802.11g	2.080	0.481	0.981	N/A
802.11n-HT20	3.980	0.251	0.993	N/A
802.11n-HT40	3.920	0.255	0.990	N/A
802.11ax-HE20	3.950	0.253	0.990	N/A
802.11ax-HE40	3.930	0.254	0.983	N/A

Note: When duty cycle is less than 98% (0.98) that duty cycle factor 10log(1/x) is needed to add in conducted test items measured in average detector.

Mode	Duty Cycle (x)	
802.11b		
802.11g	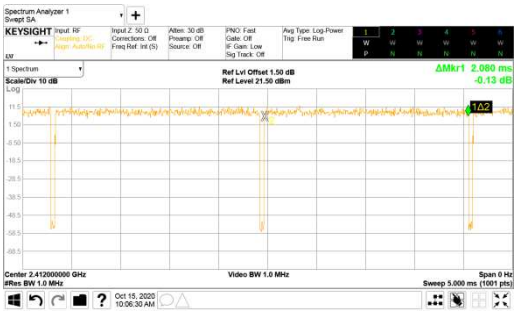	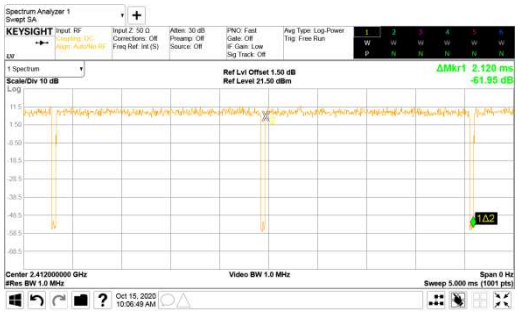
802.11n-HT20		

This test report may be reproduced in full only. The document may only be updated by Audix Technology Corp. personnel. Any changes will be noted in the Document History section of the report.

Audix Technology Corp.
No. 53-11, Dingfu, Linkou, Dist.,
New Taipei City244,Taiwan

Tel: +886 2 26099301
Fax: +886 2 26099303

Mode	Duty Cycle (x)	
802.11n-HT40	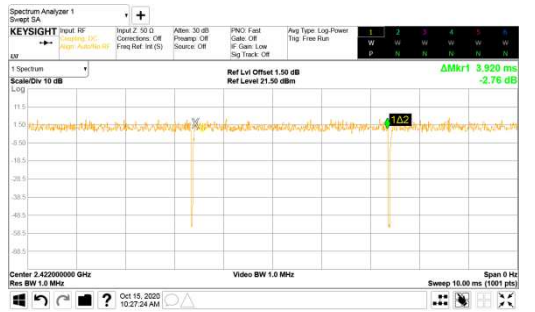	
802.11ax-HE20	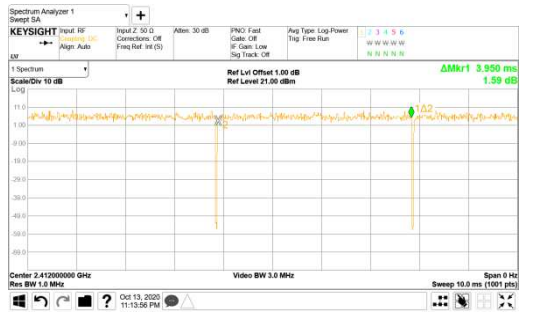	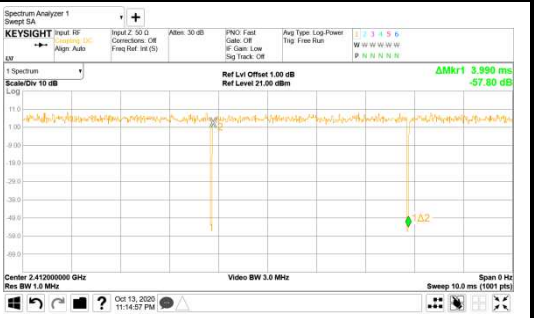
802.11ax-HE40	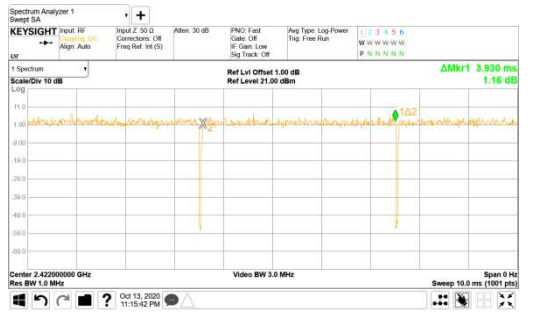	

This test report may be reproduced in full only. The document may only be updated by Audix Technology Corp. personnel. Any changes will be noted in the Document History section of the report.

Audix Technology Corp.
No. 53-11, Dingfu, Linkou, Dist.,
New Taipei City244,Taiwan

Tel: +886 2 26099301
Fax: +886 2 26099303

Mode	TX_{on} (ms)	1/ TX_{on} (kHz)
BLE (1Mbps)	0.390	2.564
BLE (2Mbps)	0.207	4.831

Mode	T (ms)
BLE (1Mbps)	
BLE (2Mbps)	

This test report may be reproduced in full only. The document may only be updated by Audix Technology Corp. personnel. Any changes will be noted in the Document History section of the report.

Audix Technology Corp.
No. 53-11, Dingfu, Linkou, Dist.,
New Taipei City244,Taiwan
Tel: +886 2 26099301
Fax: +886 2 26099303

AC Conduction	
SKU #1	Normal operation (with INPAQ Antenna)
SKU #2	Normal operation (with LUXSHARE-ICT Antenna)

Item			Mode	Data Rate	Test Channel
Radiated Test Case	SKU #2	Radiated Band Edge Note1 & 3	802.11b	1Mbps	1/2/10/11/12/13
			802.11g	6Mbps	1/2/10/11/12/13
			802.11n-HT20	MCS8	1/2/10/11/12/13
			802.11n-HT40	MCS8	3/4/8/9/10/11
			802.11ax-HE20	HE0	1/2/10/11/12/13
			802.11ax-HE40	HE0	3/4/8/9/10/11
			BLE	1Mbps	37/39
			BLE	2Mbps	37/39
		Radiated Spurious Emission Note1 & 2 & 3	802.11b	1Mbps	7
			802.11g	6Mbps	7
			802.11n-HT20	MCS8	7
			802.11n-HT40	MCS8	8
			802.11ax-HE20	HE0	7
			802.11ax-HE40	HE0	7
			BLE	1Mbps	37/17/39

Item			Mode	RU Config	Test Channel
Radiated Test Case	SKU #2	Radiated Band Edge Note 1 & 3	802.11ax-HE20	26/0	1
				52/37	
				106/53	
				26/8	13
				52/40	
				106/54	
			802.11ax-HE40	242/61	3
				242/62	11

This test report may be reproduced in full only. The document may only be updated by Audix Technology Corp. personnel. Any changes will be noted in the Document History section of the report.

Audix Technology Corp.
No. 53-11, Dingfu, Linkou, Dist.,
New Taipei City244,Taiwan
Tel: +886 2 26099301
Fax: +886 2 26099303

Item		Mode	Data Rate	Test Channel
Conducted Test Case	6dB/Occupied Bandwidth **(Data Reused)**	802.11b	1Mbps	1/7/11/13
		802.11g	6Mbps	1/7/11/13
		802.11n-HT20	MCS8	1/7/11/13
		802.11n-HT40	MCS8	3/7/9/11
		802.11ax-HE20	HE0	1/7/11/13
		802.11ax-HE40	HE0	3/7/9/11
		BLE	1Mbps	37/17/39
	Peak Output Power **(SPOT Check)**	802.11b	1Mbps	1/2/7/10/11/12/13
		802.11g	6Mbps	1/2/7/10/11/12/13
		802.11n-HT20	MCS8	1/2/7/10/11/12/13
		802.11n-HT40	MCS8	3/4/7/8/9/10/11
		802.11ax-HE20	HE0	1/2/7/10/11/12/13
		802.11ax-HE40	HE0	3/4/7/8/9/10/11
		BLE	1Mbps	37/17/39
			2Mbps	37/17/39
			PHY Coded S2	37/17/39
			PHY Coded S8	37/17/39
	Band Edge **(Data Reused)**	802.11b	1Mbps	1/11/13
		802.11g	6Mbps	1/11/13
		802.11n-HT20	MCS8	1/11/13
		802.11n-HT40	MCS8	3/9/11
		802.11ax-HE20	HE0	1/11/13
		802.11ax-HE40	HE0	3/9/11
		BLE	1Mbps	37/39
	Spurious Emission **(Data Reused)**	802.11b	1Mbps	1/7/11/13
		802.11g	6Mbps	1/7/11/13
		802.11n-HT20	MCS8	1/7/11/13
		802.11n-HT40	MCS8	3/7/9/11
		802.11ax-HE20	HE0	1/7/11/13
		802.11ax-HE40	HE0	3/7/9/11
		BLE	1Mbps	37/17/39
	Peak Power Spectral Density **(Data Reused)**	802.11b	1Mbps	1/7/11/13
		802.11g	6Mbps	1/7/11/13
		802.11n-HT20	MCS8	1/7/11/13
		802.11n-HT40	MCS8	3/7/9/11
		802.11ax-HE20	HE0	1/7/11/13
		802.11ax-HE40	HE0	3/7/9/11
		BLE	1Mbps	37/17/39

This test report may be reproduced in full only. The document may only be updated by Audix Technology Corp. personnel. Any changes will be noted in the Document History section of the report.

Audix Technology Corp.
No. 53-11, Dingfu, Linkou, Dist.,
New Taipei City244,Taiwan
Tel: +886 2 26099301
Fax: +886 2 26099303

Item		Mode	Data Rate	RU Configuration	Test Channel
Conducted Test Case	6dB/Occupied Bandwidth **(Data Reused)**	802.11ax-HE20	HE0	26/0	1
				52/37	
				106/53	
			HE0	26/8	13
				52/40	
				106/54	
		802.11ax-HE40	HE0	242/61	3
			HE0	242/62	11
	Peak Output Power **(SPOT Check)**	802.11ax-HE20	HE0	26/0	1
				52/37	
				106/53	
			HE0	26/8	13
				52/40	
				106/5	
		802.11ax-HE40	HE0	242/61	3
			HE0	242/62	11
	Peak Power Spectral Density **(Data Reused)**	802.11ax-HE20	HE0	26/0	1
				52/37	
				106/53	
			HE0	26/8	13
				52/40	
				106/54	
		802.11ax-HE40	HE0	242/61	3
			HE0	242/62	11

Note 1: ☐Mobile Device
■Portable Device, and 3 axis were assessed. The worst scenario for Radiated Spurious Emission as follow: ■Lie☐Side ☐Stand

Note 2: Low, mid, and high channels were measured, only the worst channel of each modulation was presented in this report.

Note 3: Both of the antennas are the same type, and we presented the worst case in the report. The max-gain condition with SISO (main port) and MIMO is SKU 2. The MIMO is uncorrelated and supported SDM mode only.

Note 4: The modulation and bandwidth are similar for 802.11n mode for HT20/HT40 and 802.11ac mode for VHT20/VHT40, therefore investigated worst case to representative mode in the test report.

Note 5: The data rates were selected based on preliminary testing that identified rate as the worst case for output power.

This test report may be reproduced in full only. The document may only be updated by Audix Technology Corp. personnel. Any changes will be noted in the Document History section of the report.

Audix Technology Corp.
No. 53-11, Dingfu, Linkou, Dist.,
New Taipei City244,Taiwan
Tel: +886 2 26099301
Fax: +886 2 26099303

3.7. Output Power Setting

SPOT CHECK

Mode	Centre Frequency (MHz)	Power Setting		Mode	Centre Frequency (MHz)	Power Setting	
		Chain 0 (AUX)	Chain 1 (Main)			Chain 0 (AUX)	Chain 1 (Main)
802.11b	2412	19.00	19.00	802.11g	2412	16.5	16.5
	2417	20.00	20.00		2417	18.00	18.00
	2442	20.00	20.00		2442	20.00	20.00
	2457	20.00	20.00		2457	18.25	18.25
	2462	19.00	19.00		2462	17.50	17.50
	2467	18.00	18.00		2467	14.50	14.50
	2472	12.25	12.25		2472	1.00	1.00

Mode	Centre Frequency (MHz)	Power Setting	Mode	Centre Frequency (MHz)	Power Setting
802.11n-HT20	2412	13.5	802.11n-HT40	2412	12.5
	2417	15.00		2427	12
	2442	17.00		2442	14.00
	2457	15.25		2447	13.25
	2462	14.50		2452	12.50
	2467	11.50		2457	9
	2472	-2		2462	1.5

Mode	Centre Frequency (MHz)	Power Setting	Mode	Centre Frequency (MHz)	Power Setting
802.11ax-HE20	2412	13.5	802.11ax-HE40	2412	13.00
	2417	15.00		2427	12.00
	2442	17.00		2442	14.00
	2457	15.25		2447	14.25
	2462	14.5		2452	12.50
	2467	11.5		2457	9.00
	2472	-2.00		2462	1.50

This test report may be reproduced in full only. The document may only be updated by Audix Technology Corp. personnel. Any changes will be noted in the Document History section of the report.

Audix Technology Corp.
No. 53-11, Dingfu, Linkou, Dist.,
New Taipei City244,Taiwan
Tel: +886 2 26099301
Fax: +886 2 26099303

Mode	RU Configuration	Centre Frequency (MHz)	Power Setting
802.11ax-HE20	26/0	2412	13.5
	52/37		13.5
	106/53		13.5
	26/0	2472	-3.5
	52/37		-3.5
	106/53		-3.5
802.11ax-HE40	242/61	2422	13.0
	242/62	2467	1.0

Mode	Centre Frequency (MHz)	Power Setting			
		1M	2M	PHY Coded S2	PHY Coded S8
BLE	2402	4	4	4	4
	2440	4	4	4	4
	2480	4	4	4	4

3.8. Tested Supporting System List

3.8.1. Support Peripheral Unit

No.	Product	Brand	Model No.	Serial No.	Approval
1.	LCD Monitor	DELL	U2718Qb	N/A	N/A
2.	USB Mouse	LENOVO	SM-8823	8SSM50L24506 AVLC99H049R	FCC By DoC
3.	Earphone	APPLE	N/A	N/A	N/A
4.	SD Card	ADATA	MicroSDHC Card	N/A	N/A
Partner System					
5.	AP Server	ASUS	RT-AX88U	N/A	FCC ID: MSQ-RTAXHP00 IC: 3568A-RTAXHP00

3.8.2. Cable Lists

No.	Cable Description Of The Above Support Units
1.	HDMI Cable: Shielded, Detachable, 1.8m AC Power Cord: Unshielded, Detachable, 1.8m
2.	USB Cable: Unshielded, Undetachable, 1.8m
3.	Earphone Cable: Unshielded, Undetachable, 0.9m
4.	N/A
5.	AC adapter: M/N:WA-30B12, Cable: Unshielded, Detachable, 1.2m LAN cable: Unshielded, Detachable,3.0m
6.	LAN cable: Unshielded, Detachable, 1.8m

This test report may be reproduced in full only. The document may only be updated by Audix Technology Corp. personnel. Any changes will be noted in the Document History section of the report.

Audix Technology Corp.
No. 53-11, Dingfu, Linkou, Dist.,
New Taipei City244,Taiwan
Tel: +886 2 26099301
Fax: +886 2 26099303

3.9. Setup Configuration

3.9.1. EUT Configuration for Power Line & Radiated Emission

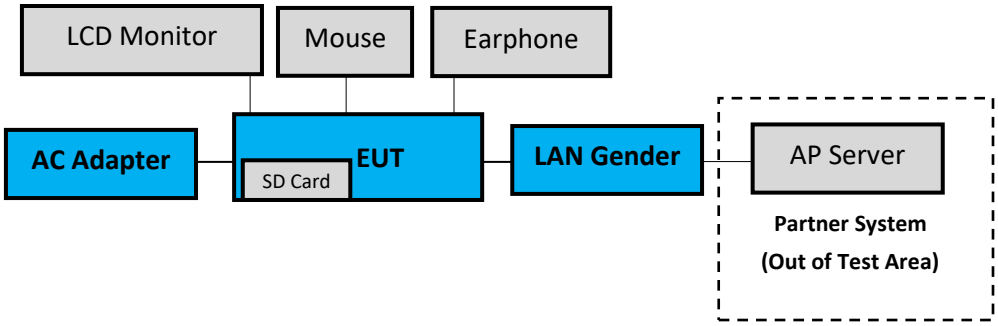

3.9.2. EUT Configuration for RF Conducted Test Items

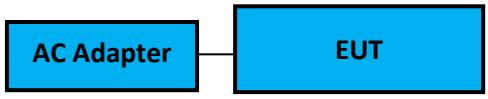

3.10.Operating Condition of EUT

Test program "DRTU" is used for enabling EUT BT or WLAN function under continues transmitting and choosing data rate/ channel.
[Chain 0 is aux port (A Button in DRTU) Chain 1 is main port (B Button in DRTU)].

This test report may be reproduced in full only. The document may only be updated by Audix Technology Corp. personnel. Any changes will be noted in the Document History section of the report.

Audix Technology Corp.
No. 53-11, Dingfu, Linkou, Dist.,
New Taipei City244,Taiwan
Tel: +886 2 26099301
Fax: +886 2 26099303

3.11.Description of Test Facility

Name of Test Firm	Audix Technology Corporation / EMC Department No. 53-11, Dingfu, Linkou Dist., New Taipei City 244, Taiwan Tel: +886-2-26092133 Fax: +886-2-26099303 Website : www.audixtech.com Contact e-mail: attemc_report@audixtech.com
Accreditations	The laboratory is accredited by following organizations under ISO/IEC 17025:2017 (1) NVLAP(USA) NVLAP Lab Code 200077-0 (2) TAF(Taiwan) No. 1724
Test Facilities	FCC OET Designation Number under APEC MRA by NCC is : TW1724 ISED CAB Identifier Number under APEC TEL MRA by NCC is TW1724 (1) No.8 Shielded Room (2) No.1 3m Semi Anechoic Chamber

This test report may be reproduced in full only. The document may only be updated by Audix Technology Corp. personnel. Any changes will be noted in the Document History section of the report.

Audix Technology Corp.
No. 53-11, Dingfu, Linkou, Dist.,
New Taipei City244,Taiwan
Tel: +886 2 26099301
Fax: +886 2 26099303

3.12.Measurement Uncertainty

Test Items/Facilities			Frequency Range	Uncertainty
Conduction Test			9kHz-150kHz	±3.7dB
			150kHz-30MHz	±3.5dB
Radiation Test	☒	No.1 3m Semi Anechoic Chamber	30MHz-200MHz, 3m, Horizontal	±4.1dB
			200MHz-1000MHz, 3m, Horizontal	±3.9dB
			30MHz-200MHz, 3m, Vertical	±4.2dB
			200MHz-1000MHz, 3m, Vertical	±4.1dB
			1GHz-6GHz, 3m	±4.2dB
			6GHz-18GHz, 3m	±4.6dB
	☐	No.3 3m Semi Anechoic Chamber	30MHz-200MHz, 3m, Horizontal	±3.9dB
			200MHz-1000MHz, 3m, Horizontal	±3.9dB
			30MHz-200MHz, 3m, Vertical	±4.4dB
			200MHz-1000MHz, 3m, Vertical	±4.1dB
	☐	No.4 3m Semi Anechoic Chamber	30MHz-200MHz, 3m, Horizontal	±4.3dB
			200MHz-1000MHz, 3m, Horizontal	±4.0dB
			30MHz-200MHz, 3m, Vertical	±4.3dB
			200MHz-1000MHz, 3m, Vertical	±4.4dB
			1GHz-6GHz, 3m	±4.5dB
			6GHz-18GHz, 3m	±4.6dB
	☐	No.5 3m Semi Anechoic Chamber	30MHz-200MHz, 3m, Horizontal	±4.0dB
			200MHz-1000MHz, 3m, Horizontal	±3.9dB
			30MHz-200MHz, 3m, Vertical	±4.2dB
			200MHz-1000MHz, 3m, Vertical	±4.3dB
			1GHz-6GHz, 3m	±4.3dB
			6GHz-18GHz, 3m	±4.7dB
	☐	Fully Anechoic Chamber	30MHz~1000MHz	±4.7dB
			1GHz~18GHz	±5.3dB

Remark：Uncertainty = $ku_c(y)$

Test Item	Uncertainty
6dB Bandwidth	± 0.05kHz
Maximum peak output power	± 0.33dB
Power spectral density	± 0.13dB
Conducted Emission Limitations	± 0.13dB

This test report may be reproduced in full only. The document may only be updated by Audix Technology Corp. personnel. Any changes will be noted in the Document History section of the report.

Audix Technology Corp.
No. 53-11, Dingfu, Linkou, Dist.,
New Taipei City244,Taiwan
Tel: +886 2 26099301
Fax: +886 2 26099303

4. MEASUREMENT EQUIPMENTLIST

4.1. Conducted Emission Measurement

Item	Type	Manufacturer	Model No.	Serial No.	Cal. Date	Cal. Interval
1.	Test Receiver	R&S	ESR3	101774	2020. 02. 04	1 Year
2.	A.M.N.	R&S	ENV4200	100169	2019. 11. 13	1 Year
3.	L.I.S.N.	Kyoritsu	KNW-407	8-855-9	2019. 12. 10	1 Year
4.	Pulse Limiter	R&S	ESH3-Z2	100354	2020. 01. 05	1 Year
5.	Digital Thermo-Hygro Meter	iMax	HTC-1	No.8 S/R	2020. 04. 17	1 Year
6.	Coaxial Cable	Yeida	RG/58AU	CE-08	2020. 09. 19	1 Year
7.	Test Software	Audix	e3	V6.120619c	N.C.R.	N.C.R.

4.2. Radiated Emission Measurement

Item	Type	Manufacturer	Model No.	Serial No.	Cal. Date	Cal. Interval
1.	Spectrum Analyzer	Agilent	N9010A-526	MY53400071	2020. 09.16	1 Year
2.	Test Receiver	R&S	ESCS30	100338	2020. 06. 10	1 Year
3.	Amplifier	HP	8449B	3008A01284	2020. 05. 26	1 Year
4.	Amplifier	Keysight	83051A	MY53010042	2020. 08. 05	1 Year
5.	Loop Antenna	R&S	HFH2-Z2	891847/27	2019. 12. 26	2 Years
6.	Bilog Antenna	TESEQ	CBL6112D	33821	2020. 01. 17	1 Year
7.	Horn Antenna	EMCO	3115	9609-4927	2020. 06. 23	1 Year
8.	Horn Antenna	COM-POWER	AH-840	101092	2020 .05. 08	1 Year
9.	2.4GHz Notch Filter	K&L Microwave	7NSL10-2441.5/E130.5-O/O	1	2020 .07. 24	1 Year
10.	3GHz Notch Filter	Microwave	H3G018G1	484796	2020. 08. 20	1 Year
11.	Coaxial	HUBER+SUHNER	SUCOFLEX 106	RE-14	2020. 01. 31	1 Year
12.	Coaxial Cable	MIYAZAKI	5D2W	RE-11	2020. 01. 31	1 Year
13.	Coaxial Cable	HUBER+SUHNER	SUCOFLEX 102	RE-30	2020. 09. 19	1 Year
14.	Digital Thermo-Hygro Meter	iMax	HTC-1	No.1 3m A/C	2020. 04. 17	1 Year
15.	Test Software	Audix	e3	V6.120619c	N.C.R.	N.C.R.

This test report may be reproduced in full only. The document may only be updated by Audix Technology Corp. personnel. Any changes will be noted in the Document History section of the report.

Audix Technology Corp.
No. 53-11, Dingfu, Linkou, Dist.,
New Taipei City244,Taiwan
Tel: +886 2 26099301
Fax: +886 2 26099303

4.3. RF Conducted Measurement

Item	Type	Manufacturer	Model No.	Serial No.	Cal. Date	Cal. Interval
1.	Spectrum Analyzer	Keysight	N9020B-544	MY57120357	2020. 01. 10	1 Year
2.	Power Meter	Anritsu	ML2495A	1145008	2019. 11. 06	1 Year
3.	Power Sensor	Anritsu	MA2411B	1126096	2019. 11. 06	1 Year
4.	Digital Thermo-Hygro Meter	Shenzhen Datronn Electronics	KT-905	RF	2020. 04. 17	1 Year

This test report may be reproduced in full only. The document may only be updated by Audix Technology Corp. personnel. Any changes will be noted in the Document History section of the report.

Audix Technology Corp.
No. 53-11, Dingfu, Linkou, Dist.,
New Taipei City244,Taiwan
Tel: +886 2 26099301
Fax: +886 2 26099303

5. CONDUCTED EMISSION

5.1. Block Diagram of Test Setup

5.1.1. Block Diagram of EUT

Indicated as section 3.9

5.1.2. Shielded Room Setup Diagram

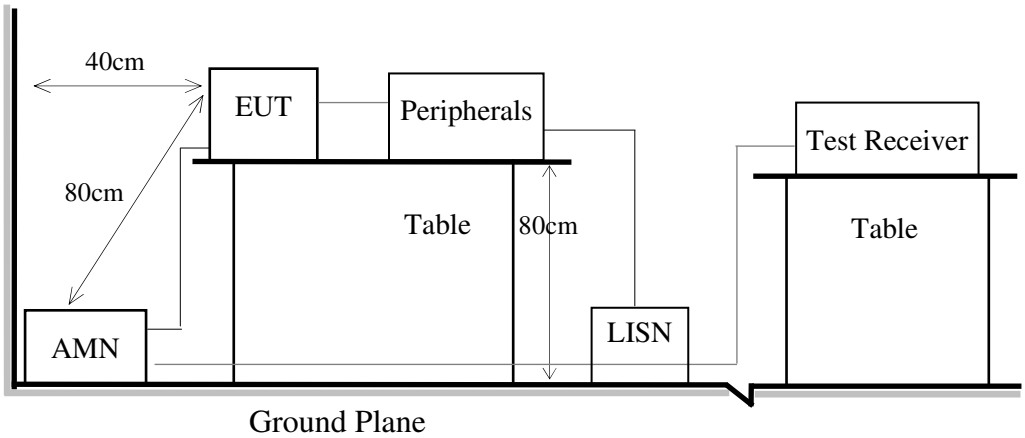

5.2. Conducted Emission Limit

Frequency	Conducted Limit	
	Quasi-Peak Level	Average Level
150kHz ~ 500kHz	66 ~ 56 dBμV	56 ~ 46 dBμV
500kHz ~ 5MHz	56 dBμV	46 dBμV
5MHz ~ 30MHz	60 dBμV	50 dBμV

Remark1.: If the average limit is met when using a Quasi-Peak detector, the measurement using the average detector is not required.

2.: The lower limit applies to the band edges.

5.3. Test Procedure

5.3.1. To set up the EUT as indicated in ANSI C63.10. The EUT was placed on the table which has 80 cm height to the ground and 40 cm distance to the conducting wall.

5.3.2. Power supplier of the EUT was connected to the AC mains through an Artificial Mains Network (A.M.N.).

5.3.3. The AC power supplies to all peripheral devices must be provided through line impedance stabilization network (L.I.S.N.)

5.3.4. Checking frequency range from 150kHz to 30 MHz and record the emission which does not have 20 dB below limit.

5.4. Test Results

Please refer to Appendix A.

This test report may be reproduced in full only. The document may only be updated by Audix Technology Corp. personnel. Any changes will be noted in the Document History section of the report.

Audix Technology Corp.
No. 53-11, Dingfu, Linkou, Dist.,
New Taipei City244,Taiwan
Tel: +886 2 26099301
Fax: +886 2 26099303

6. RADIATED EMISSION

6.1. Block Diagram of Test Setup

6.1.1. Block Diagram of EUT

Indicated as section 3.9

6.1.2. Setup Diagram for 9kHz-30MHz

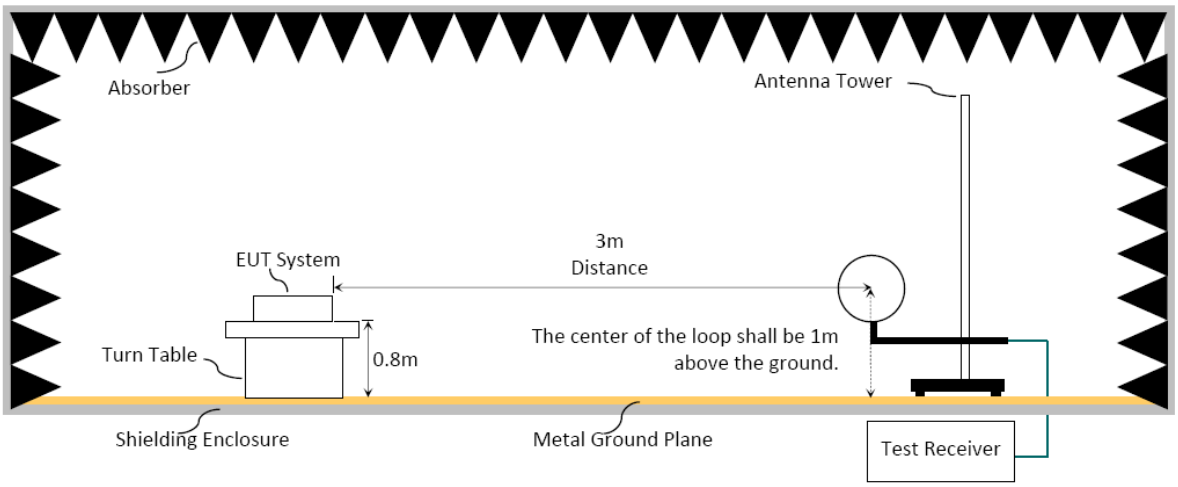

6.1.3. Setup Diagram for 30-1000MHz

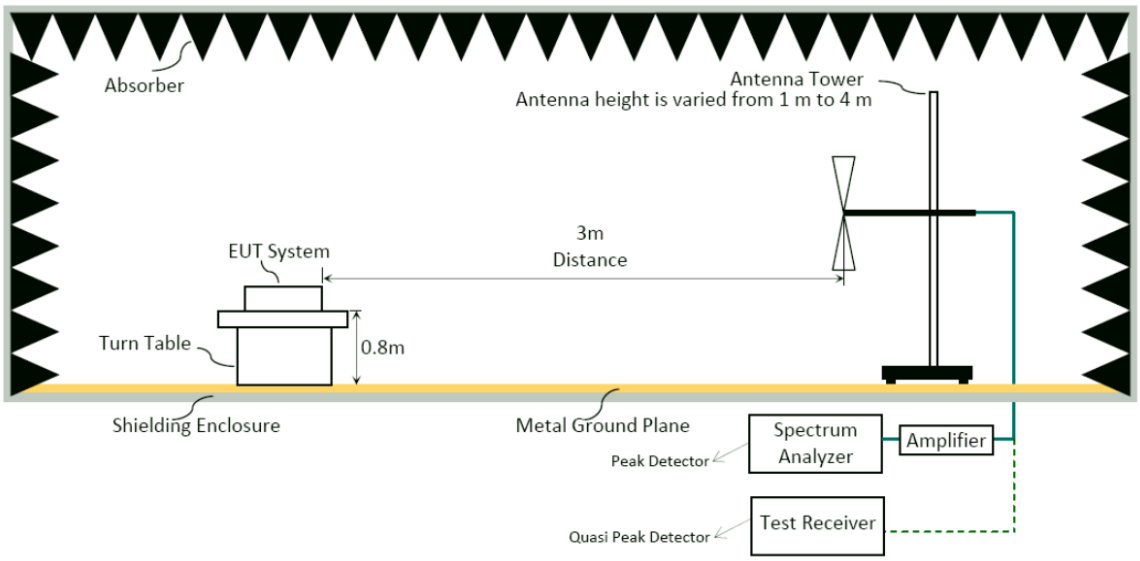

This test report may be reproduced in full only. The document may only be updated by Audix Technology Corp. personnel. Any changes will be noted in the Document History section of the report.

Audix Technology Corp.
No. 53-11, Dingfu, Linkou, Dist.,
New Taipei City244,Taiwan

Tel: +886 2 26099301
Fax: +886 2 26099303

6.1.4. Setup Diagram for above 1GHz

Fully Anechoic Chamber

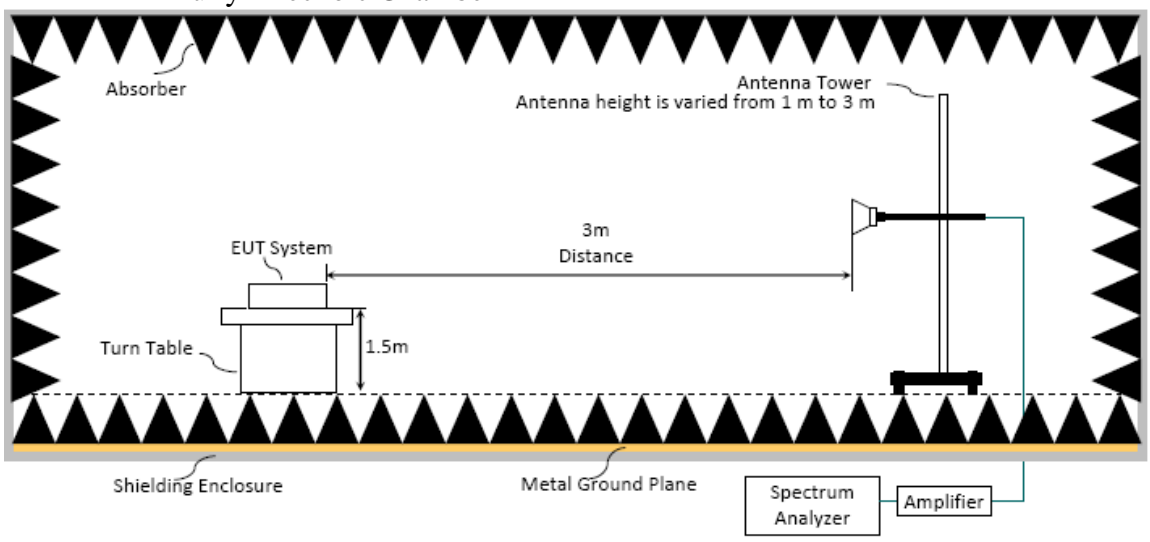

Semi Anechoic Chamber

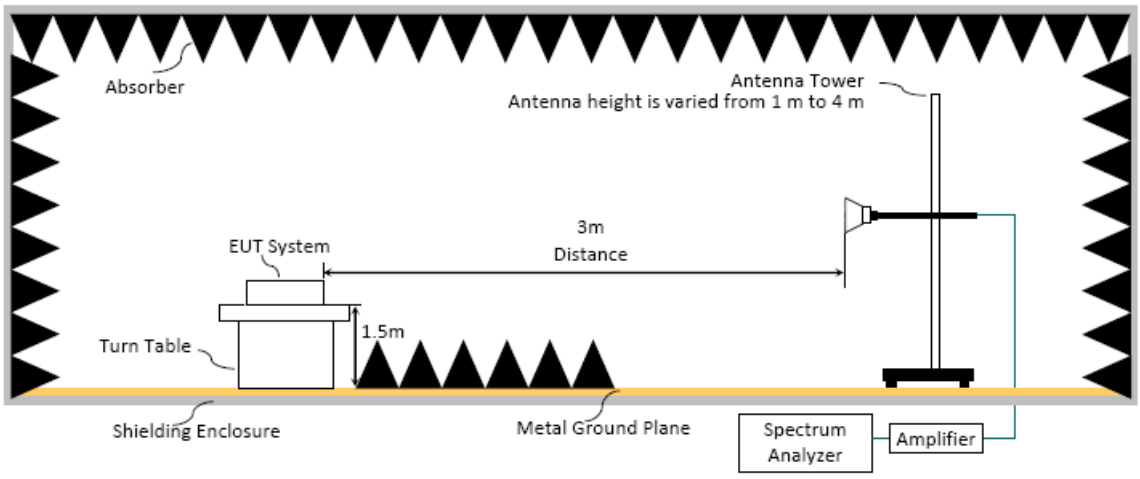

This test report may be reproduced in full only. The document may only be updated by Audix Technology Corp. personnel. Any changes will be noted in the Document History section of the report.

Audix Technology Corp.
No. 53-11, Dingfu, Linkou, Dist.,
New Taipei City244,Taiwan
Tel: +886 2 26099301
Fax: +886 2 26099303

6.2. Radiated Emission Limits

In any 100kHz bandwidth outside the frequency band, the radio frequency power produced by the intentional radiator shall be at least 20dB below that in the 100kHz bandwidth within the band that contains the highest level. In addition, radiated emissions which fall in restricted bands, as defined in Section 15.205/RSS-Gen Section 8.10 table 6, must also comply with the radiated emission limits specified as below.

Frequency (MHz)	Distance(m)	Limits	
		dBμV/m	μV/m
0.009 - 0.490	300	67.6-20 log f(kHz)	2400/f kHz
0.490 - 1.705	30	87.6-20 log f(kHz)	24000/f kHz
1.705 - 30	30	29.5	30
30 - 88	3	40.0	100
88- 216	3	43.5	150
216- 960	3	46.0	200
Above 960	3	54.0	500
Above 1000	3	74.0 dBμV/m (Peak) 54.0 dBμV/m (Average)	

Remark：(1) dBμV/m = 20 log (μV/m)
(2) The tighter limit applies to the edge between two frequency bands.
(3) Distance refers to the distance in meters between the measuring instrument antenna and the closed point of any part of the device or system.
(4) Fundamental and emission fall within operation band are exempted from this section.
(5) Pursuant to ANSI C63.10: 6.6.4.3,if the maximized peak measured value complies with the average limit, then it is unnecessary to perform an average measurement.

This test report may be reproduced in full only. The document may only be updated by Audix Technology Corp. personnel. Any changes will be noted in the Document History section of the report.

Audix Technology Corp.
No. 53-11, Dingfu, Linkou, Dist.,
New Taipei City244,Taiwan
Tel: +886 2 26099301
Fax: +886 2 26099303

6.3. Test Procedure

Frequency Range 9kHz~30MHz:
The EUT setup on the turntable which has 0.8 m height to the ground. The turn table rotated 360 degrees and antenna fixed to 1 m to find the maximum emission level.
In order to find the maximum emission, all of the interface cables were manipulated according to ANSI C63.10-2013regulation.

(1) RBW = 9kHz with peak and average detector.
(2) Detector: average and peak (9kHz-490kHz)
Q.P. (490kHz-30MHz)

Frequency Range 30MHz ~ 25GHz:
The EUT setup on the turn table which has 80cm (for 30-1000MHz) and 1.5m (for above 1GHz) height to the ground. The turn table rotated 360 degrees and antenna varied from 1 m to 4 m (for 30-1000MHz) and from 1m to 3m (for above 1GHz at fully Anechoic Chamber)or from 1 m to 4 m (for above 1GHz at Semi Anechoic Chamber) to find the maximum emission level. Both horizontal and vertical polarization are required. In order to find the maximum emission, all of the interface cables were manipulated according to ANSI C63.10-2013regulation.

Frequency below 1GHz:
Spectrum Analyzer is used for pre-testing with following setting:
(1)RBW = 120KHz
(2)VBW ≥ 3 x RBW.
(3)Detector = Peak.
(4)Sweep time = auto.
(5)Trace mode = max hold.
(6)Allow sweeps to continue until the trace stabilizes.
Note 1: When peak-detected value is lower than limit that the measurement using theQ.P. detector is not required, otherwise using Q.P. for final measurement.
Note 2: When the radiated emissions limits are expressed in terms of the average value of the emissions, and pulsed operation is employed, the measurement field strength shall be determined by averaging over one complete pulse train, including blanking intervals, as long as the pulse train does not exceed 0.1 seconds.

Frequency above 1GHz to 10th harmonic (up to 25 GHz):
Peak Detector:
(1)RBW = 1MHz
(2)VBW ≥ 3 x RBW.
(3)Detector = Peak.
(4)Sweep time = auto.
(5)Trace mode = max hold.
(6)Allow sweeps to continue until the trace stabilizes.
Note: When peak-detected value is lower than limit that the measurement using the average detector is not required, otherwise using average detector for final measurement.

This test report may be reproduced in full only. The document may only be updated by Audix Technology Corp. personnel. Any changes will be noted in the Document History section of the report.

Audix Technology Corp.
No. 53-11, Dingfu, Linkou, Dist.,
New Taipei City244,Taiwan
Tel: +886 2 26099301
Fax: +886 2 26099303

Average Detector:

■Option 1:

(1)RBW = 1MHz

(2)VBW ≥ 1/ T.

Modulation Type	T (ms)	1/ T (kHz)	VBW Setting(Hz)
BLE (1Mbps)	0.390	2.564	5.1kHz
BLE (2Mbps)	0.207	4.831	5.1kHz
802.11b	8.340	0.120	10Hz
802.11g	2.080	0.481	10Hz
802.11n-HT20	3.980	0.251	10Hz
802.11n-HT40	3.920	0.255	10Hz
802.11ax-HE20	3.950	0.253	10Hz
802.11ax-HE40	3.930	0.254	10Hz

N/A: 1/ T is not implemented when duty cycle presented in section 3.6 is ≥98%.

(1)Detector = Peak.

(2)Sweep time = auto.

(3)Trace mode = max hold.

(4)Allow sweeps to continue until the trace stabilizes.

□Option 2:

Average Emission Level= Peak Emission Level+ D.C.C.F.

6.4. Measurement Result Explanation

■Peak Emission Level=Antenna Factor + Cable Loss +Meter Reading (including Preamp factor if test used)

■Average Emission Level l=Antenna Factor + Cable Loss + Meter Reading (including Preamp factor if test used)

□Average Emission Level= Peak Emission Level+ DCCF

Duty Cycle Correction Factor (DCCF)= 20log(TX_{on}/TX_{on+off}) presented in section 3.6

□ERP= Peak Emission Level-95.2dB-2.14dB

6.5. Test Results

Please refer to Appendix A.

This test report may be reproduced in full only. The document may only be updated by Audix Technology Corp. personnel. Any changes will be noted in the Document History section of the report.

Audix Technology Corp.
No. 53-11, Dingfu, Linkou, Dist.,
New Taipei City244,Taiwan
Tel: +886 2 26099301
Fax: +886 2 26099303

7. 6dB/OCCUPIED BANDWIDTH

7.1. Block Diagram of Test Setup

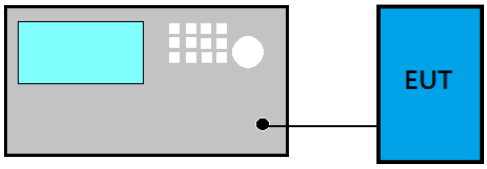

7.2. Specification Limits

The minimum 6dB bandwidth shall be at least 500kHz.

7.3. Test Procedure

Following measurement procedure is reference to ANSI C63.10:2013:

For 6dB Bandwidth

(1) Set RBW = 100 kHz.
(2) Set the video bandwidth (VBW) ≥ 3 × RBW.
(3) Detector = Peak.
(4) Trace mode = max hold.
(5) Sweep = auto couple.
(6) Allow the trace to stabilize.
(7) Setting channel bandwidth function x to -6dB power to record the final bandwidth..

For 99% Occupied Bandwidth

(1) Set Span range 1.5~5 times the OBW
(2) Set RBW close to1% to 5% of OBW.
(3) Set VBW≥3xRBW.
(4) Detector = Peak.
(5) Trace mode = Max hold
(6) Sweep = Auto couple.
(7) Allow the trace to stabilize.

7.4. Test Results

Please refer to Appendix A

This test report may be reproduced in full only. The document may only be updated by Audix Technology Corp. personnel. Any changes will be noted in the Document History section of the report.

Audix Technology Corp.
No. 53-11, Dingfu, Linkou, Dist.,
New Taipei City244,Taiwan
Tel: +886 2 26099301
Fax: +886 2 26099303

8. MAXIMUM PEAK OUTPUT POWER

8.1. Block Diagram of Test Setup

- For WLAN Function

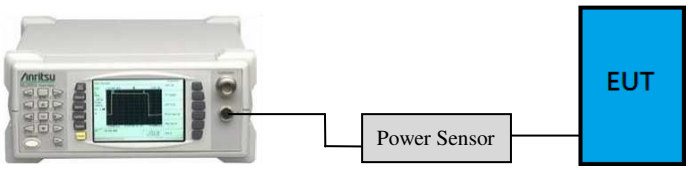

- For BLE Function

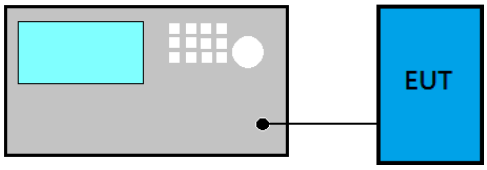

8.2. Specification Limits

The Limits of maximum Peak Output Power for digital modulation in 2400-2483.5MHz is : 1Watt. (30dBm), and E.I.R.P.: 4Watt (36dBm)

This test report may be reproduced in full only. The document may only be updated by Audix Technology Corp. personnel. Any changes will be noted in the Document History section of the report.

Audix Technology Corp.
No. 53-11, Dingfu, Linkou, Dist.,
New Taipei City244,Taiwan
Tel: +886 2 26099301
Fax: +886 2 26099303

8.3. Test Procedure

Following measurement procedure is reference to ANSI C63.10:2013:

■PKPM1 Peak power meter method:

EUT is connected to power sensor and record the maximum output power.

■Maximum peak conducted output power method:

(1) Set the RBW ≥ DTS bandwidth
(2) Set VBW ≥ 3 × RBW
(3) Set span ≥ 3 × RBW.
(4) Sweep time = auto couple
(5) Detector = peak.
(6) Trace mode = max hold.
(7) Allow trace to fully stabilize.
(8) Use peak marker function to determine the peak amplitude level.

■Method AVGPM (Measurement using an RF average power meter):

EUT is connected to power sensor and record the maximum average outputpower and duty cycle factor is added when duty cycle presented in section 3.7 is< 98%.

□Method AVGSA-2 (Spectrum channel power)

(1) Set span to at least 1.5 times the OBW
(2) Set RBW = 1 -5%of OBW
(3) Set the video bandwidth (VBW) ≥ 3 × RBW.
(4) Detector = RMS.
(5) Trace mode = trace average at least 100 traces
(6) Sweep = auto couple.
(7) Compute power by integrating the spectrum across the OBW of the signalusing the instrument's band power measurement function with band limits set equal to the OBW band edges.
(8) Duty cycle factor is added when duty cycle presented in section 3.7 is < 98%.

8.4. Test Results

Please refer to Appendix A

This test report may be reproduced in full only. The document may only be updated by Audix Technology Corp. personnel. Any changes will be noted in the Document History section of the report.

Audix Technology Corp.
No. 53-11, Dingfu, Linkou, Dist.,
New Taipei City244,Taiwan
Tel: +886 2 26099301
Fax: +886 2 26099303

9. EMISSION LIMITATIONS

9.1. Block Diagram of Test Setup

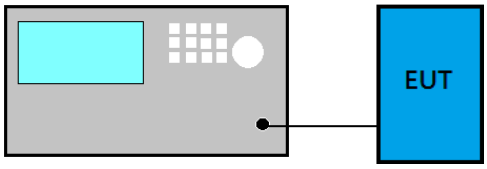

9.2. Specification Limits

In any 100kHz bandwidth outside the frequency band in which the spread spectrum or digitally modulated intentional radiator is operating, the radio frequency power that is produced by the intentional radiator shall be at least 20dB below that in the100kHz bandwidth within the band that contains the highest level of the desired power, based on either an RF conducted or a radiated measurement. If the transmitter complies with the conducted power limits based on the use of RMS averaging over a time interval, that the required attenuation shall be 30 dB instead of 20 dB.

Attenuation below the general limits specified in Section 15.209(a)/RSS-Gen Section 8.9 table 4is not required. In addition, radiated emissions which fall in restricted bands, as defined in Section 15.205(a)/RSS-Gen Section 8.10 table 6, must also comply with the radiated emission limits specified in Section 15.209(a)/RSS-Gen Section 8.9 table 4 (See Section 15.205(c)).

9.3. Test Procedure

Following measurement procedure is reference to ANSI C63.10:2013:

■Reference Level

(1) Set analyzer center frequency to DTS channel center frequency.
(2) Set the span to 1.5 times the DTS bandwidth.
(3) Set the RBW to: 100 kHz.
(4) Set the VBW ≥ 3 × RBW.
(5) Detector = peak.
(6) Sweep time = auto couple.
(7) Trace mode = max hold.
(8) Allow trace to fully stabilize to find the max PSD as reference level.

This test report may be reproduced in full only. The document may only be updated by Audix Technology Corp. personnel. Any changes will be noted in the Document History section of the report.

Audix Technology Corp.
No. 53-11, Dingfu, Linkou, Dist.,
New Taipei City244,Taiwan
Tel: +886 2 26099301
Fax: +886 2 26099303

■Emission Level Measurement

(1) Set analyzer center frequency to DTS channel center frequency.
(2) Set the span to 1.5 times the DTS bandwidth.
(3) Set the RBW to: 100 kHz.
(4) Set the VBW ≥ 3 × RBW.
(5) Detector = peak.
(6) Sweep time = auto couple.
(7) Trace mode = max hold.
(8) Allow trace to fully stabilize to find the max level.

9.4. Test Results

Please refer to Appendix A

This test report may be reproduced in full only. The document may only be updated by Audix Technology Corp. personnel. Any changes will be noted in the Document History section of the report.

Audix Technology Corp.
No. 53-11, Dingfu, Linkou, Dist.,
New Taipei City244,Taiwan
Tel: +886 2 26099301
Fax: +886 2 26099303

10. POWER SPECTRAL DENSITY

10.1. Block Diagram of Test Setup

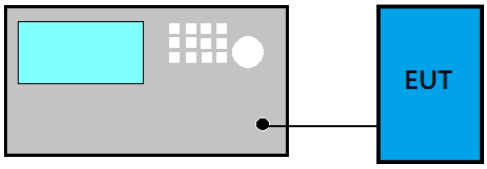

10.2. Specification Limits

The peak power spectral density conducted from the intentional radiator to the antenna shall not be greater than 8dBm in any 3kHz band.

10.3. Test Procedure

Following measurement procedure is reference to ANSI C63.10:2013:

■Method PKPSD (peak PSD)

(1) Set analyzer center frequency to DTS channel center frequency.
(2) Set the span to 1.5 times the DTS bandwidth.
(3) Set the RBW to: 3 kHz ≤ RBW ≤ 100 kHz.
(4) Set the VBW ≥ 3 × RBW.
(5) Detector = peak.
(6) Sweep time = auto couple.
(7) Trace mode = max hold.
(8) Allow trace to fully stabilize.
(9) Use the peak marker function to determine the maximum amplitude level.
(10) If measured value exceeds limit, reduce RBW (no less than 3 kHz) and repeat.

□Method AVGPSD-2

(1) Using peak PSD procedure step 1 to step 4.
(2) Detector= RMS detector
(3) Sweep time = auto couple
(4) Trace mode = trace averaging over a minimum of 100 traces
(5) Use the peak marker function to determine the maximum amplitude level.
(6) Duty cycle factor is added when duty cycle presented in section 3.7< 98%.
(7) If measured value exceeds limit, reduce RBW (no less than 3 kHz) and repeat.

10.4. Test Results

Please refer to Appendix A

This test report may be reproduced in full only. The document may only be updated by Audix Technology Corp. personnel. Any changes will be noted in the Document History section of the report.

Audix Technology Corp.
No. 53-11, Dingfu, Linkou, Dist.,
New Taipei City244,Taiwan
Tel: +886 2 26099301
Fax: +886 2 26099303

11. DEVIATION TO TEST SPECIFICATIONS

【NONE】

This test report may be reproduced in full only. The document may only be updated by Audix Technology Corp. personnel. Any changes will be noted in the Document History section of the report.

Audix Technology Corp.
No. 53-11, Dingfu, Linkou, Dist.,
New Taipei City244,Taiwan

Tel: +886 2 26099301
Fax: +886 2 26099303

APPDNDIX A

TEST DATA AND PLOTS

(Model: 15Z95N)

This test report may be reproduced in full only. The document may only be updated by Audix Technology Corp. personnel. Any changes will be noted in the Document History section of the report.

Audix Technology Corp.
No. 53-11, Dingfu, Linkou, Dist.,
New Taipei City244, Taiwan
Tel: +886 2 26099301
Fax: +886 2 26099303

TABLE OF CONTENTS

A.1 CONDUCTED EMISSION 2
A.2 RADIATED EMISSION 6
A.2.1 Emissions within Restricted Frequency Bands 6
A.2.2 Emissions outside the frequency band: 106
A.2.3 Emissions in Non-restricted Frequency Bands: 109
A.3 6dB/OCCUPIED BANDWIDTH 110
A.3.1 Emission Bandwidth Result 110
A.3.2 Measurement Plots 112
A.4 MAXIMUM PEAK OUTPUT POWER 118
A.4.1 Peak Output Power 118
A.4.2 Average Output Power (Reporting only) 130
A.4.3 Measurement Plots 139
A.5 EMISSION LIMITATIONS 141
A.6 POWER SPECTRAL DENSITY 168
A.6.1 Power Spectral Density Result 168
A.6.2 Measurement Plots 170

This test report may be reproduced in full only. The document may only be updated by Audix Technology Corp. personnel. Any changes will be noted in the Document History section of the report.

Audix Technology Corp.
No. 53-11, Dingfu, Linkou, Dist.,
New Taipei City244, Taiwan

Tel: +886 2 26099301
Fax: +886 2 26099303

A.1 CONDUCTED EMISSION

Test Date	2020/10/06	Temp./Hum.	24°C/54%
Test Voltage	AC 120V 60Hz (Via AC Adapter)	Tested By	Roy Hung
Test SKU	SKU #1 (with INPAQ Antenna)		

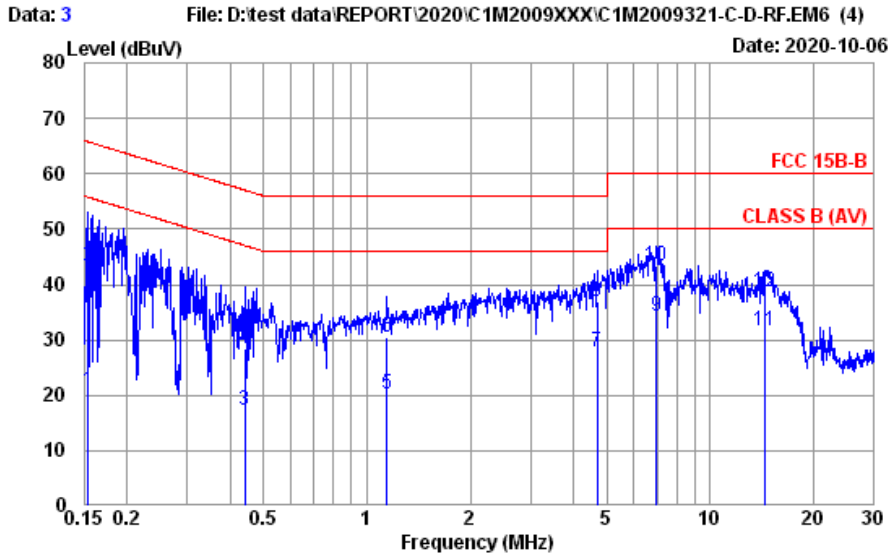

Site No. : No.8 Shielded Room
Instrument 1 : Receiver ESR(774)
Instrument 2 : ENV432 (567)(A)|CE-08|ESH3-Z2 (354)
Limit : FCC 15B-B
Environment : 24°C / 54%
EUT Model : 15Z95N (i7)
Test Mode : Operating

Data No. : 3
Phase : NEUTRAL
Engineer : Roy Hung
Test Rating : 120Vac/60Hz

	Freq. (MHz)	AMN Factor (dB)	Cable Loss (dB)	Pulse Att. (dB)	Reading (dBμV)	Emission Level (dBμV)	Limits (dBμV)	Margin (dB)	Remark
1	0.154	10.20	0.04	9.85	0.67	20.76	55.78	35.02	Average
2	0.154	10.20	0.04	9.85	23.16	43.25	65.78	22.53	QP
3	0.442	10.20	0.04	9.85	-2.76	17.33	47.02	29.69	Average
4	0.442	10.20	0.04	9.85	8.47	28.56	57.02	28.46	QP
5	1.141	10.20	0.05	9.86	0.20	20.31	46.00	25.69	Average
6	1.141	10.20	0.05	9.86	10.36	30.47	56.00	25.53	QP
7	4.696	10.30	0.10	9.88	7.65	27.93	46.00	18.07	Average
8	4.696	10.30	0.10	9.88	16.68	36.96	56.00	19.04	QP
9	6.988	10.40	0.12	9.90	13.75	34.17	50.00	15.83	Average
10	6.988	10.40	0.12	9.90	22.96	43.38	60.00	16.62	QP
11	14.440	10.68	0.16	9.94	10.94	31.72	50.00	18.28	Average
12	14.440	10.68	0.16	9.94	17.80	38.58	60.00	21.42	QP

Remarks: 1. Emission Level= AMN Factor + Cable Loss + Pulse Att. + Reading.
2. If the average limit is met when using a quasi-peak detector, the EUT shall be deemed to meet both limits and measurement with average detector is unnecessary.

This test report may be reproduced in full only. The document may only be updated by Audix Technology Corp. personnel. Any changes will be noted in the Document History section of the report.

Audix Technology Corp.
No. 53-11, Dingfu, Linkou, Dist.,
New Taipei City244, Taiwan

Tel: +886 2 26099301
Fax: +886 2 26099303

Test Date	2020/10/06	Temp./Hum.	24°C/54%
Test Voltage	AC 120V 60Hz (Via AC Adapter)	Tested By	Roy Hung
Test SKU	SKU #1 (with INPAQ Antenna)		

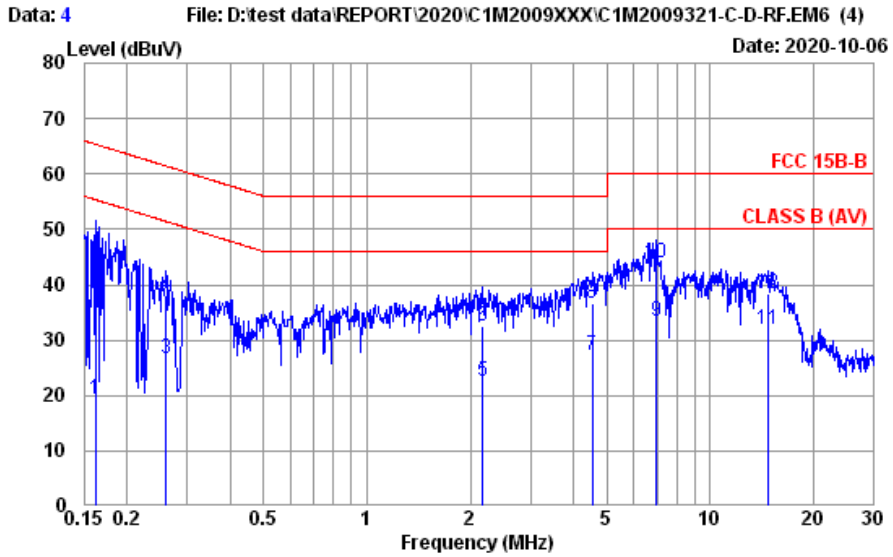

Site No. : No.8 Shielded Room
Instrument 1 : Receiver ESR(774)
Instrument 2 : EMV432 (567)(A)|CE-08|ESH3-Z2 (354)
Limit : FCC 15B-B
Environment : 24°C / 54%
EUT Model : 15Z95N (i7)
Test Mode : Operating

Data No. : 4
Phase : LINE
Engineer : Roy Hung
Test Rating : 120Vac/60Hz

	Freq. (MHz)	AMN Factor (dB)	Cable Loss (dB)	Pulse Att. (dB)	Reading (dBμV)	Emission Level (dBμV)	Limits (dBμV)	Margin (dB)	Remark
1	0.162	10.20	0.04	9.85	-0.83	19.26	55.38	36.12	Average
2	0.162	10.20	0.04	9.85	22.20	42.29	65.38	23.09	QP
3	0.260	10.20	0.04	9.85	6.71	26.80	51.42	24.62	Average
4	0.260	10.20	0.04	9.85	17.91	38.00	61.42	23.42	QP
5	2.178	10.30	0.07	9.86	2.44	22.67	46.00	23.33	Average
6	2.178	10.30	0.07	9.86	12.18	32.41	56.00	23.59	QP
7	4.525	10.30	0.10	9.88	6.83	27.11	46.00	18.89	Average
8	4.525	10.30	0.10	9.88	16.38	36.66	56.00	19.34	QP
9	6.988	10.30	0.12	9.90	13.14	33.46	50.00	16.54	Average
10	6.988	10.30	0.12	9.90	23.63	43.95	60.00	16.05	QP
11	14.672	10.49	0.16	9.94	11.30	31.89	50.00	18.11	Average
12	14.672	10.49	0.16	9.94	17.72	38.31	60.00	21.69	QP

Remarks: 1. Emission Level= AMN Factor + Cable Loss + Pulse Att. + Reading.
2. If the average limit is met when using a quasi-peak detector, the EUT shall be deemed to meet both limits and measurement with average detector is unnecessary.

This test report may be reproduced in full only. The document may only be updated by Audix Technology Corp. personnel. Any changes will be noted in the Document History section of the report.

Audix Technology Corp.
No. 53-11, Dingfu, Linkou, Dist.,
New Taipei City244, Taiwan

Tel: +886 2 26099301
Fax: +886 2 26099303

Test Date	2020/10/06	Temp./Hum.	24°C/54%
Test Voltage	AC 120V 60Hz (Via AC Adapter)	Tested By	Roy Hung
Test SKU	SKU #2 (with LUXSHARE-ICT Antenna)		

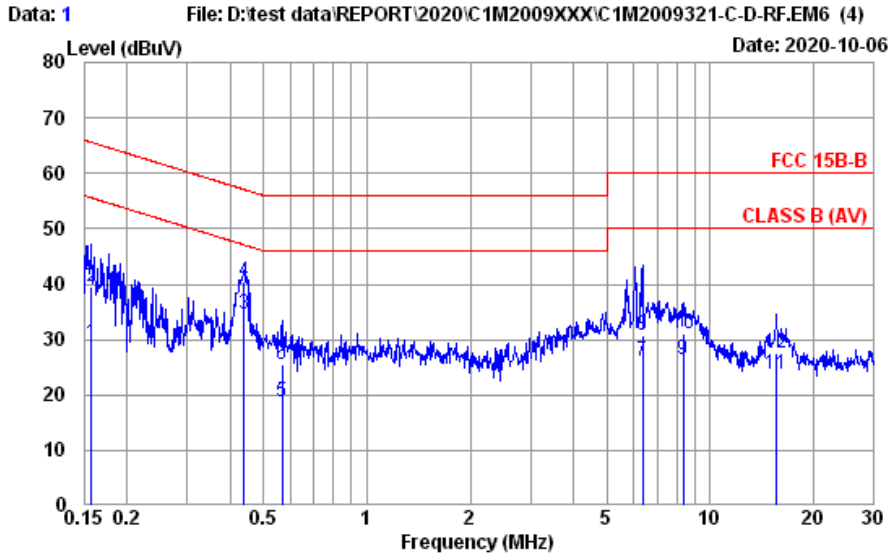

Site No. : No.8 Shielded Room
Instrument 1 : Receiver ESR(774)
Instrument 2 : ENV432 (567)(A)|CE-08|ESH3-Z2 (354)
Limit : FCC 15B-B
Environment : 24°C / 54%
EUT Model : 15Z95N (i5)
Test Mode : Operating

Data No. : 1
Phase : NEUTRAL
Engineer : Roy Hung
Test Rating : 120Vac/60Hz

	Freq. (MHz)	AMN Factor (dB)	Cable Loss (dB)	Pulse Att. (dB)	Reading (dBμV)	Emission Level (dBμV)	Limits (dBμV)	Margin (dB)	Remark
1	0.157	10.20	0.04	9.85	9.18	29.27	55.60	26.33	Average
2	0.157	10.20	0.04	9.85	19.34	39.43	65.60	26.17	QP
3	0.437	10.20	0.04	9.85	14.47	34.56	47.11	12.55	Average
4	0.437	10.20	0.04	9.85	20.38	40.47	57.11	16.64	QP
5	0.567	10.20	0.04	9.85	-1.21	18.88	46.00	27.12	Average
6	0.567	10.20	0.04	9.85	5.34	25.43	56.00	30.57	QP
7	6.352	10.37	0.11	9.89	5.73	26.10	50.00	23.90	Average
8	6.352	10.37	0.11	9.89	10.44	30.81	60.00	29.19	QP
9	8.323	10.45	0.13	9.90	5.85	26.33	50.00	23.67	Average
10	8.323	10.45	0.13	9.90	10.66	31.14	60.00	28.86	QP
11	15.635	10.73	0.16	9.94	2.88	23.71	50.00	26.29	Average
12	15.635	10.73	0.16	9.94	6.62	27.45	60.00	32.55	QP

Remarks: 1. Emission Level= AMN Factor + Cable Loss + Pulse Att. + Reading.
2. If the average limit is met when using a quasi-peak detector, the EUT shall be deemed to meet both limits and measurement with average detector is unnecessary.

This test report may be reproduced in full only. The document may only be updated by Audix Technology Corp. personnel. Any changes will be noted in the Document History section of the report.

Audix Technology Corp.
No. 53-11, Dingfu, Linkou, Dist.,
New Taipei City244, Taiwan

Tel: +886 2 26099301
Fax: +886 2 26099303

Test Date	2020/10/06	Temp./Hum.	24°C/54%
Test Voltage	AC 120V 60Hz (Via AC Adapter)	Tested By	Roy Hung
Test SKU	SKU #2 (with LUXSHARE-ICT Antenna)		

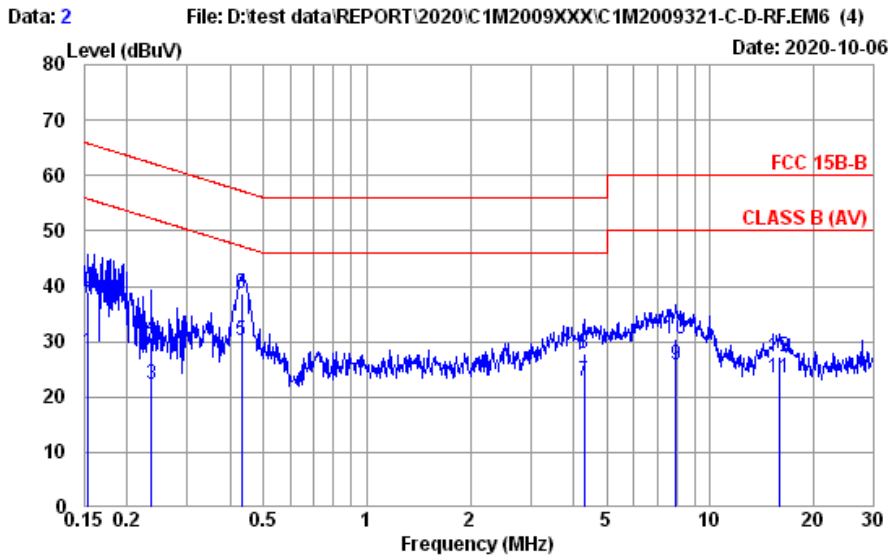

Site No. : No.8 Shielded Room
Instrument 1 : Receiver ESR(774)
Instrument 2 : ENV432 (567)(A)|CE-08|ESH3-Z2 (354)
Limit : FCC 15B-B
Environment : 24°C / 54%
EUT Model : 15Z95N (i5)
Test Mode : Operating

Data No. : 2
Phase : LINE
Engineer : Roy Hung
Test Rating : 120Vac/60Hz

	Freq. (MHz)	AMN Factor (dB)	Cable Loss (dB)	Pulse Att. (dB)	Reading (dBμV)	Emission Level (dBμV)	Limits (dBμV)	Margin (dB)	Remark
1	0.154	10.20	0.04	9.85	8.10	28.19	55.78	27.59	Average
2	0.154	10.20	0.04	9.85	18.79	38.88	65.78	26.90	QP
3	0.235	10.20	0.04	9.85	2.33	22.42	52.26	29.84	Average
4	0.235	10.20	0.04	9.85	10.55	30.64	62.26	31.62	QP
5	0.431	10.20	0.04	9.85	10.22	30.31	47.24	16.93	Average
6	0.431	10.20	0.04	9.85	18.65	38.74	57.24	18.50	QP
7	4.292	10.30	0.09	9.88	2.61	22.88	46.00	23.12	Average
8	4.292	10.30	0.09	9.88	7.58	27.85	56.00	28.15	QP
9	7.935	10.33	0.13	9.90	5.38	25.74	50.00	24.26	Average
10	7.935	10.33	0.13	9.90	10.18	30.54	60.00	29.46	QP
11	15.885	10.52	0.17	9.94	2.71	23.34	50.00	26.66	Average
12	15.885	10.52	0.17	9.94	6.53	27.16	60.00	32.84	QP

Remarks: 1. Emission Level= AMN Factor + Cable Loss + Pulse Att. + Reading.
2. If the average limit is met when using a quasi-peak detector, the EUT shall be deemed to meet both limits and measurement with average detector is unnecessary.

This test report may be reproduced in full only. The document may only be updated by Audix Technology Corp. personnel. Any changes will be noted in the Document History section of the report.

Audix Technology Corp.
No. 53-11, Dingfu, Linkou, Dist.,
New Taipei City244, Taiwan
Tel: +886 2 26099301
Fax: +886 2 26099303

A.2 RADIATED EMISSION

Test Date	2020/10/05 ~ 08	Temp./Hum.	22 ~ 25°C/55 ~ 62%
Test Voltage	AC 120V 60Hz (Via AC Adapter)	Tested By	Kuper Hsu

A.2.1 Emissions within Restricted Frequency Bands

A.2.1.1 Frequency 9kHz~30MHz

The emissions (9kHz~30MHz) not reported for there is no emission be found.

A.2.1.2 Frequency Below 1GHz

Mode	802.11ax-HE20	Frequency	TX 2442MHz

Antenna at Horizontal Polarization

Emission Frequency (MHz)	Antenna Factor (dB/m)	Cable Loss (dB)	Preamp Gain (dB)	Read Level (dBμV)	Emission Level (dBμV/m)	Limits (dBμV/m)	Margin (dB)	Detector
31.940	23.35	1.26	26.53	28.14	26.22	40.00	13.78	Peak
128.940	18.41	2.80	26.15	32.61	27.67	43.50	15.83	Peak
382.110	21.44	5.76	26.41	30.03	30.82	46.00	15.18	Peak
540.220	24.04	6.97	27.33	32.94	36.62	46.00	9.38	Peak
785.630	25.95	8.06	27.42	29.87	36.46	46.00	9.54	Peak
973.810	27.25	9.04	26.90	28.39	37.78	54.00	16.22	Peak

Antenna at Vertical Polarization

Emission Frequency (MHz)	Antenna Factor (dB/m)	Cable Loss (dB)	Preamp Gain (dB)	Read Level (dBμV)	Emission Level (dBμV/m)	Limits (dBμV/m)	Margin (dB)	Detector
50.370	14.52	1.65	26.50	48.64	38.31	40.00	1.69	Peak
96.930	16.09	2.39	26.33	40.97	33.12	43.50	10.38	Peak
412.180	22.06	6.13	26.64	30.37	31.92	46.00	14.08	Peak
540.220	24.04	6.97	27.33	31.84	35.52	46.00	10.48	Peak
721.610	25.25	7.73	27.48	30.35	35.85	46.00	10.15	Peak
985.450	27.32	9.10	26.87	29.10	38.65	54.00	15.35	Peak

This test report may be reproduced in full only. The document may only be updated by Audix Technology Corp. personnel. Any changes will be noted in the Document History section of the report.

Audix Technology Corp.
No. 53-11, Dingfu, Linkou, Dist.,
New Taipei City244, Taiwan
Tel: +886 2 26099301
Fax: +886 2 26099303

Mode	BLE	Frequency	TX 2440MHz

Antenna at Horizontal Polarization

Emission Frequency (MHz)	Antenna Factor (dB/m)	Cable Loss (dB)	Preamp Gain (dB)	Read Level (dBμV)	Emission Level (dBμV/m)	Limits (dBμV/m)	Margin (dB)	Detector
30.970	23.78	1.23	26.53	29.41	27.89	40.00	12.11	Peak
128.940	18.41	2.80	26.15	32.58	27.64	43.50	15.86	Peak
411.210	22.06	6.12	26.61	30.21	31.78	46.00	14.22	Peak
540.220	24.04	6.97	27.33	31.62	35.30	46.00	10.70	Peak
721.610	25.25	7.73	27.48	29.72	35.22	46.00	10.78	Peak
963.140	27.19	9.00	26.95	29.16	38.40	54.00	15.60	Peak

Antenna at Vertical Polarization

Emission Frequency (MHz)	Antenna Factor (dB/m)	Cable Loss (dB)	Preamp Gain (dB)	Read Level (dBμV)	Emission Level (dBμV/m)	Limits (dBμV/m)	Margin (dB)	Detector
50.370	14.52	1.65	26.50	48.66	38.33	40.00	1.67	Peak
94.020	15.53	2.35	26.33	41.30	32.85	43.50	10.65	Peak
223.030	16.96	3.77	25.82	33.81	28.72	46.00	17.28	Peak
540.220	24.04	6.97	27.33	32.16	35.84	46.00	10.16	Peak
730.340	25.33	7.77	27.47	30.37	36.00	46.00	10.00	Peak
963.140	27.19	9.00	26.95	28.97	38.21	54.00	15.79	Peak

This test report may be reproduced in full only. The document may only be updated by Audix Technology Corp. personnel. Any changes will be noted in the Document History section of the report.

Audix Technology Corp.
No. 53-11, Dingfu, Linkou, Dist.,
New Taipei City244, Taiwan
Tel: +886 2 26099301
Fax: +886 2 26099303

A.2.1.3 Frequency Above 1 GHz to 10th harmonics

Band Edge:

Mode	802.11b	Frequency	TX 2412MHz

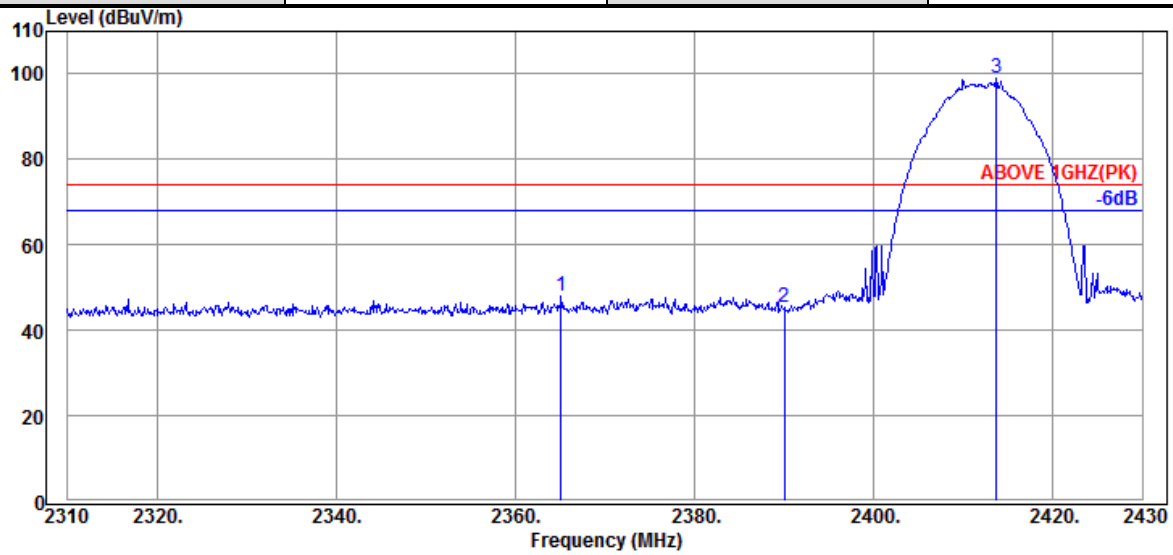

Antenna at Horizontal Polarization

	Emission Frequency (MHz)	Antenna Factor (dB/m)	Cable Loss (dB)	Preamp Gain (dB)	Read Level (dBμV)	Emission Level (dBμV/m)	Limits (dBμV/m)	Margin (dB)	Detector
	2365.080	28.23	5.65	39.91	53.90	47.87	74.00	26.13	Peak
	2390.040	28.27	5.70	39.91	51.30	45.36	74.00	28.64	Peak
@	2413.680	28.39	5.73	39.91	104.87	99.08	---	---	Peak

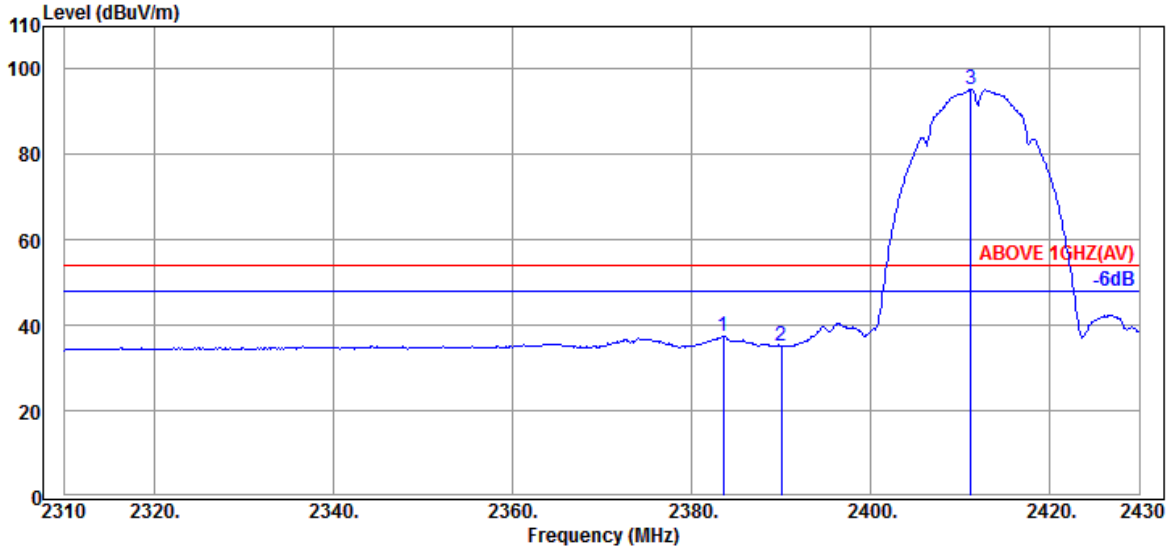

Antenna at Horizontal Polarization

	Emission Frequency (MHz)	Antenna Factor (dB/m)	Cable Loss (dB)	Preamp Gain (dB)	Read Level (dBμV)	Emission Level (dBμV/m)	Limits (dBμV/m)	Margin (dB)	Detector
	2383.560	28.27	5.68	39.91	43.28	37.32	54.00	16.68	Average
	2390.040	28.27	5.70	39.91	41.07	35.13	54.00	18.87	Average
@	2411.160	28.34	5.73	39.91	101.12	95.28	---	---	Average

Remark: The "@" means fundamental frequency, it is ignored in this section.

This test report may be reproduced in full only. The document may only be updated by Audix Technology Corp. personnel. Any changes will be noted in the Document History section of the report.

Audix Technology Corp.
No. 53-11, Dingfu, Linkou, Dist.,
New Taipei City244, Taiwan
Tel: +886 2 26099301
Fax: +886 2 26099303

Mode	802.11b	Frequency	TX 2412MHz

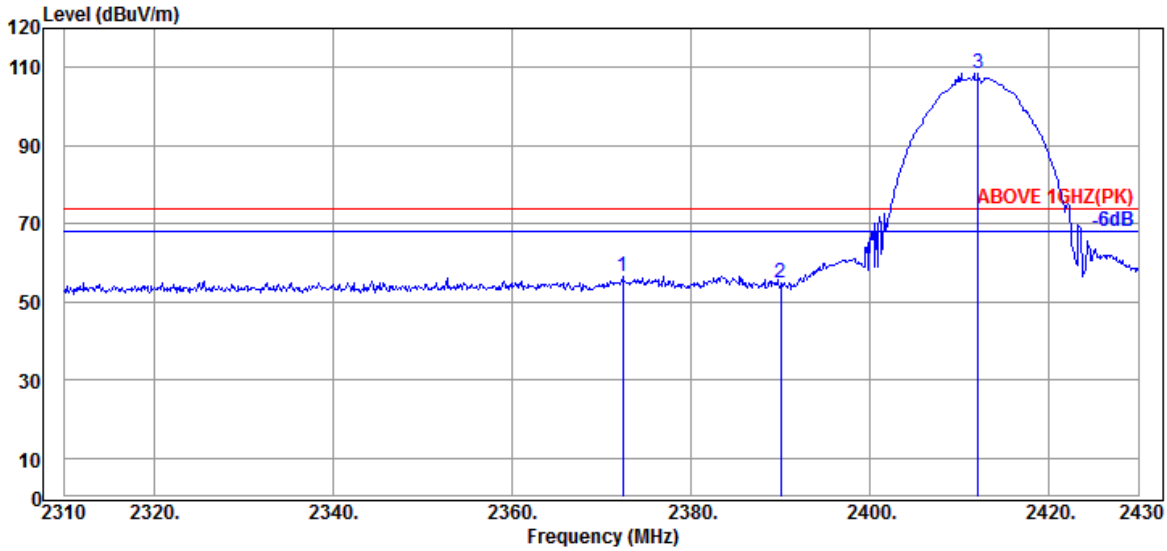

Antenna at Vertical Polarization

	Emission Frequency (MHz)	Antenna Factor (dB/m)	Cable Loss (dB)	Preamp Gain (dB)	Read Level (dBμV)	Emission Level (dBμV/m)	Limits (dBμV/m)	Margin (dB)	Detector
	2372.400	28.24	5.68	39.91	62.47	56.48	74.00	17.52	Peak
	2390.040	28.27	5.70	39.91	60.58	54.64	74.00	19.36	Peak
@	2412.120	28.39	5.73	39.91	114.32	108.53	---	---	Peak

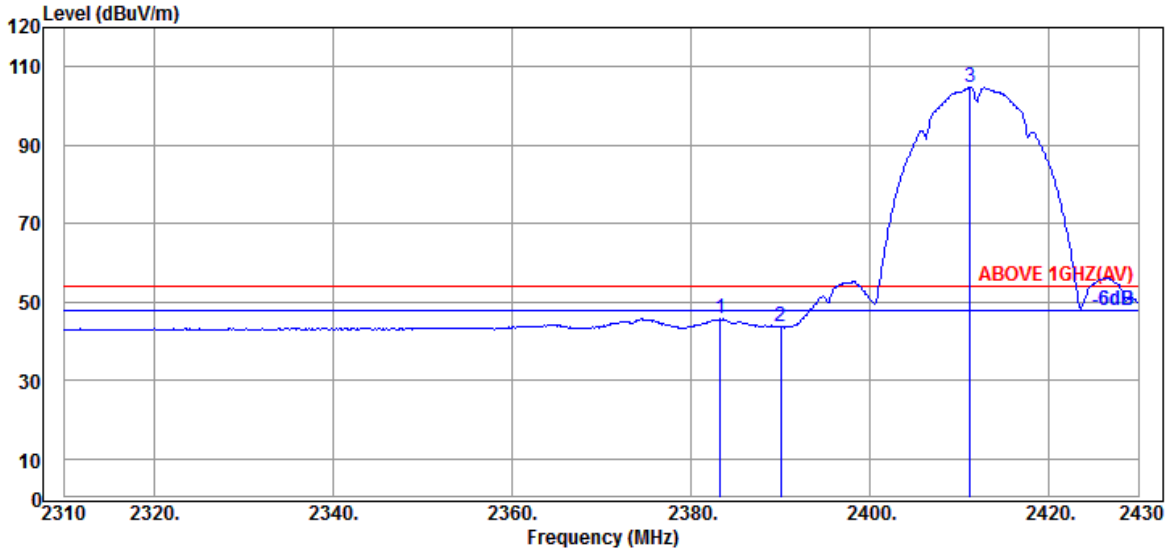

Antenna at Vertical Polarization

	Emission Frequency (MHz)	Antenna Factor (dB/m)	Cable Loss (dB)	Preamp Gain (dB)	Read Level (dBμV)	Emission Level (dBμV/m)	Limits (dBμV/m)	Margin (dB)	Detector
	2383.320	28.26	5.68	39.91	51.79	45.82	54.00	8.18	Average
	2390.040	28.27	5.70	39.91	49.50	43.56	54.00	10.44	Average
@	2411.160	28.34	5.73	39.91	110.62	104.78	---	---	Average

Remark: The "@" means fundamental frequency, it is ignored in this section.

This test report may be reproduced in full only. The document may only be updated by Audix Technology Corp. personnel. Any changes will be noted in the Document History section of the report.

Audix Technology Corp.
No. 53-11, Dingfu, Linkou, Dist.,
New Taipei City244, Taiwan

Tel: +886 2 26099301
Fax: +886 2 26099303

Mode	802.11b	Frequency	TX 2417MHz

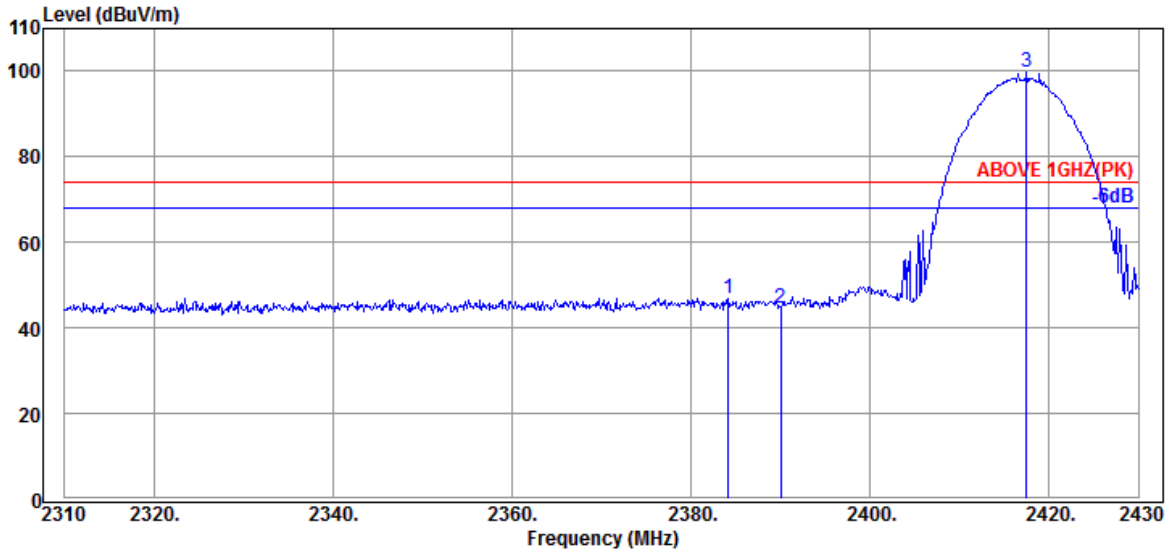

Antenna at Horizontal Polarization

Emission Frequency (MHz)	Antenna Factor (dB/m)	Cable Loss (dB)	Preamp Gain (dB)	Read Level (dBµV)	Emission Level (dBµV/m)	Limits (dBµV/m)	Margin (dB)	Detector
2384.160	28.27	5.68	39.91	52.90	46.94	74.00	27.06	Peak
2390.040	28.27	5.70	39.91	50.56	44.62	74.00	29.38	Peak
@ 2417.520	28.39	5.73	39.91	105.51	99.72	---	---	Peak

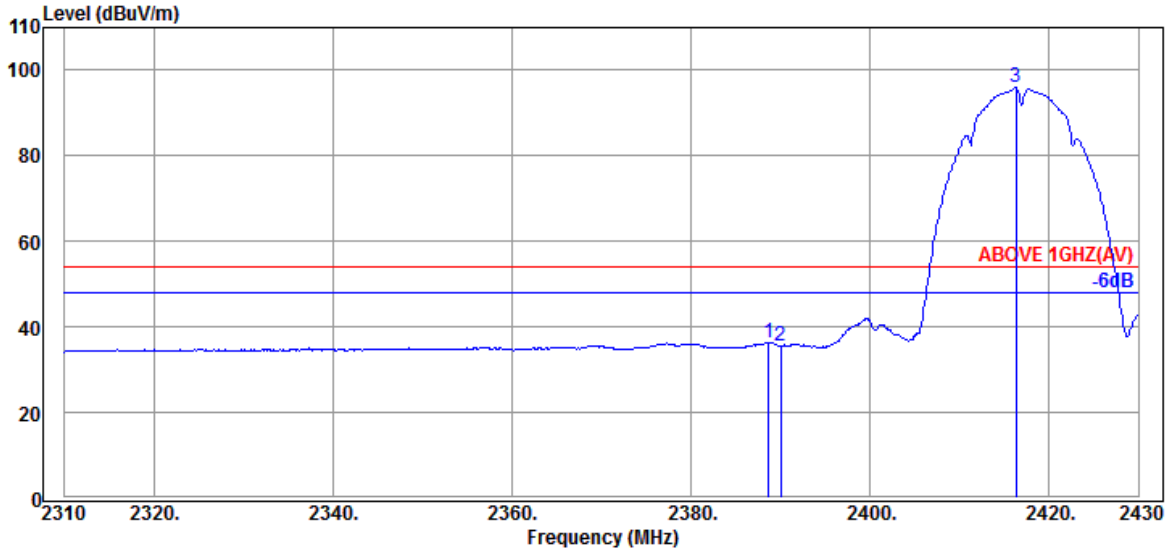

Antenna at Horizontal Polarization

Emission Frequency (MHz)	Antenna Factor (dB/m)	Cable Loss (dB)	Preamp Gain (dB)	Read Level (dBµV)	Emission Level (dBµV/m)	Limits (dBµV/m)	Margin (dB)	Detector
2388.720	28.27	5.70	39.91	42.30	36.36	54.00	17.64	Average
2390.040	28.27	5.70	39.91	41.42	35.48	54.00	18.52	Average
@ 2416.320	28.39	5.73	39.91	101.65	95.86	---	---	Average

Remark: The "@" means fundamental frequency, it is ignored in this section.

This test report may be reproduced in full only. The document may only be updated by Audix Technology Corp. personnel. Any changes will be noted in the Document History section of the report.

Audix Technology Corp.
No. 53-11, Dingfu, Linkou, Dist.,
New Taipei City244, Taiwan

Tel: +886 2 26099301
Fax: +886 2 26099303

Mode	802.11b	Frequency	TX 2417MHz

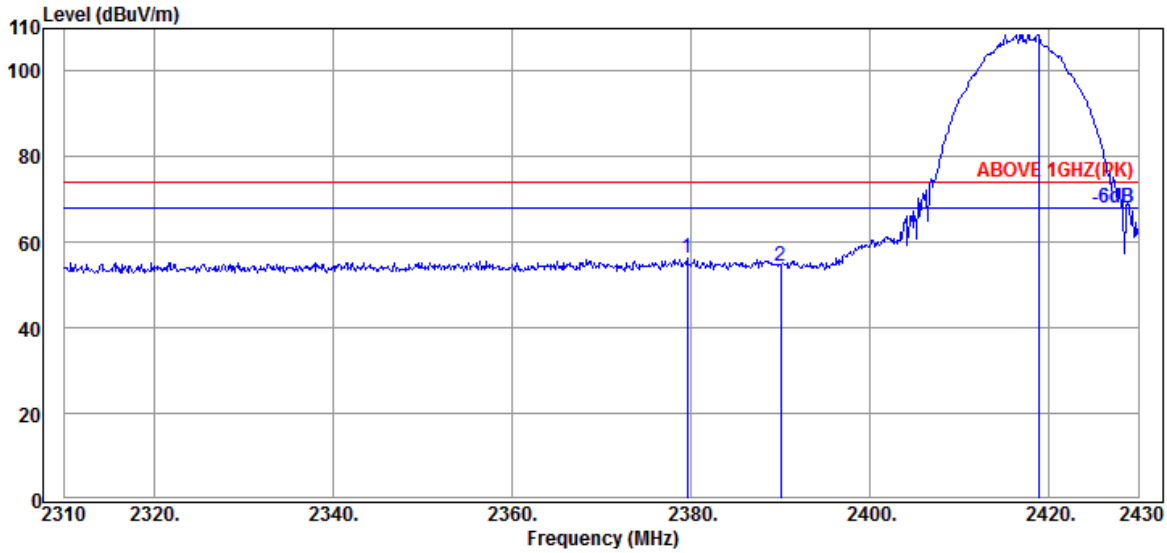

Antenna at Vertical Polarization

	Emission Frequency (MHz)	Antenna Factor (dB/m)	Cable Loss (dB)	Preamp Gain (dB)	Read Level (dBµV)	Emission Level (dBµV/m)	Limits (dBµV/m)	Margin (dB)	Detector
	2379.600	28.26	5.68	39.91	62.16	56.19	74.00	17.81	Peak
	2390.040	28.27	5.70	39.91	60.43	54.49	74.00	19.51	Peak
@	2418.840	28.43	5.73	39.91	114.34	108.59	---	---	Peak

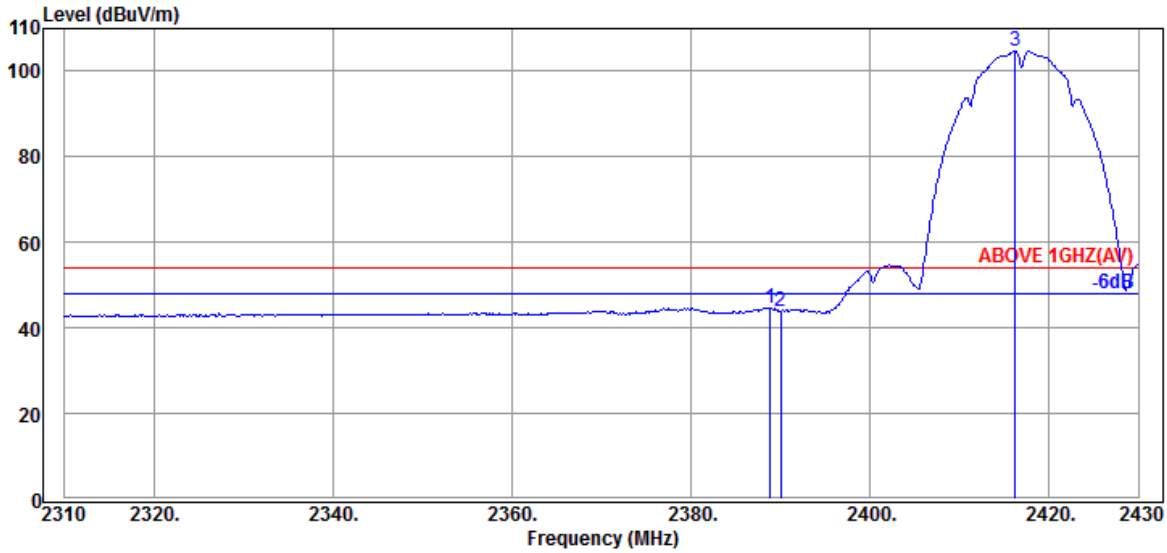

Antenna at Vertical Polarization

	Emission Frequency (MHz)	Antenna Factor (dB/m)	Cable Loss (dB)	Preamp Gain (dB)	Read Level (dBµV)	Emission Level (dBµV/m)	Limits (dBµV/m)	Margin (dB)	Detector
	2388.840	28.27	5.70	39.91	50.71	44.77	54.00	9.23	Average
	2390.040	28.27	5.70	39.91	49.81	43.87	54.00	10.13	Average
@	2416.200	28.39	5.73	39.91	110.64	104.85	---	---	Average

Remark: The "@" means fundamental frequency, it is ignored in this section.

This test report may be reproduced in full only. The document may only be updated by Audix Technology Corp. personnel. Any changes will be noted in the Document History section of the report.

Audix Technology Corp.
No. 53-11, Dingfu, Linkou, Dist.,
New Taipei City244, Taiwan
Tel: +886 2 26099301
Fax: +886 2 26099303

Mode	802.11b	Frequency	TX 2457MHz

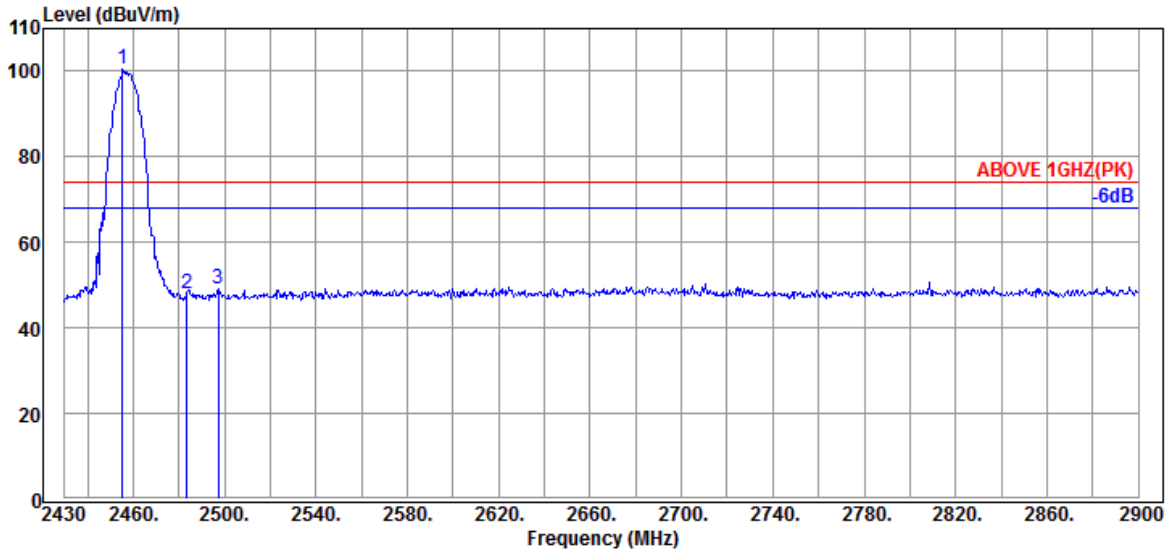

Antenna at Horizontal Polarization

Emission Frequency (MHz)	Antenna Factor (dB/m)	Cable Loss (dB)	Preamp Gain (dB)	Read Level (dBμV)	Emission Level (dBμV/m)	Limits (dBμV/m)	Margin (dB)	Detector
@ 2455.380	28.60	5.81	39.91	106.03	100.53	---	---	Peak
2483.580	28.60	5.83	39.91	53.37	47.89	74.00	26.11	Peak
2497.210	28.60	5.86	39.91	54.63	49.18	74.00	24.82	Peak

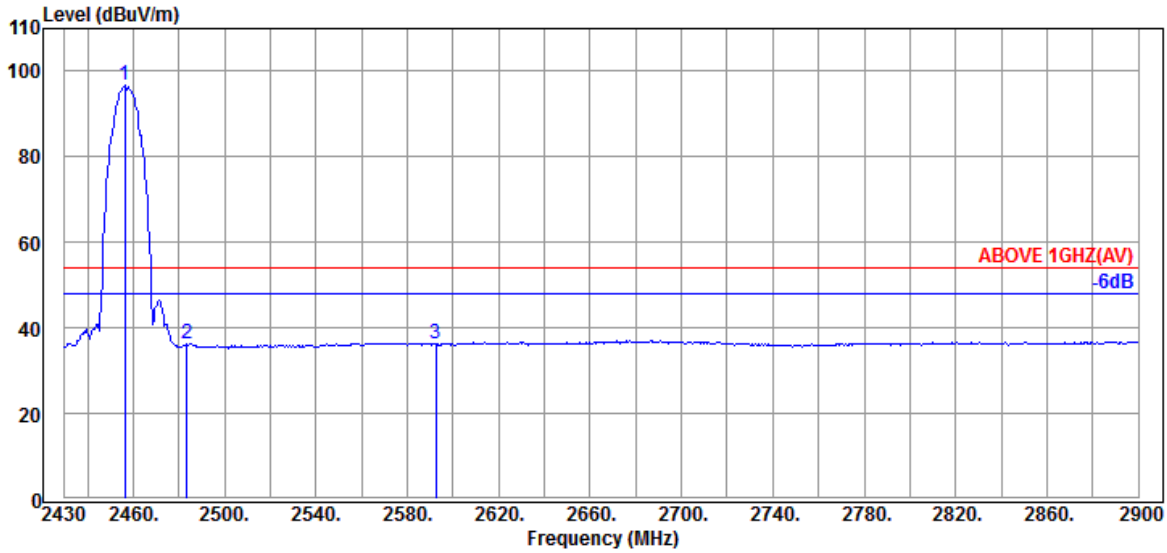

Antenna at Horizontal Polarization

Emission Frequency (MHz)	Antenna Factor (dB/m)	Cable Loss (dB)	Preamp Gain (dB)	Read Level (dBμV)	Emission Level (dBμV/m)	Limits (dBμV/m)	Margin (dB)	Detector
@ 2456.320	28.60	5.81	39.91	102.20	96.70	---	---	Average
2483.580	28.60	5.83	39.91	41.64	36.16	54.00	17.84	Average
2592.620	29.04	5.99	39.93	41.35	36.45	54.00	17.55	Average

Remark: The "@" means fundamental frequency, it is ignored in this section.

This test report may be reproduced in full only. The document may only be updated by Audix Technology Corp. personnel. Any changes will be noted in the Document History section of the report.

Audix Technology Corp.
No. 53-11, Dingfu, Linkou, Dist.,
New Taipei City244, Taiwan
Tel: +886 2 26099301
Fax: +886 2 26099303

Mode	802.11b	Frequency	TX 2457MHz

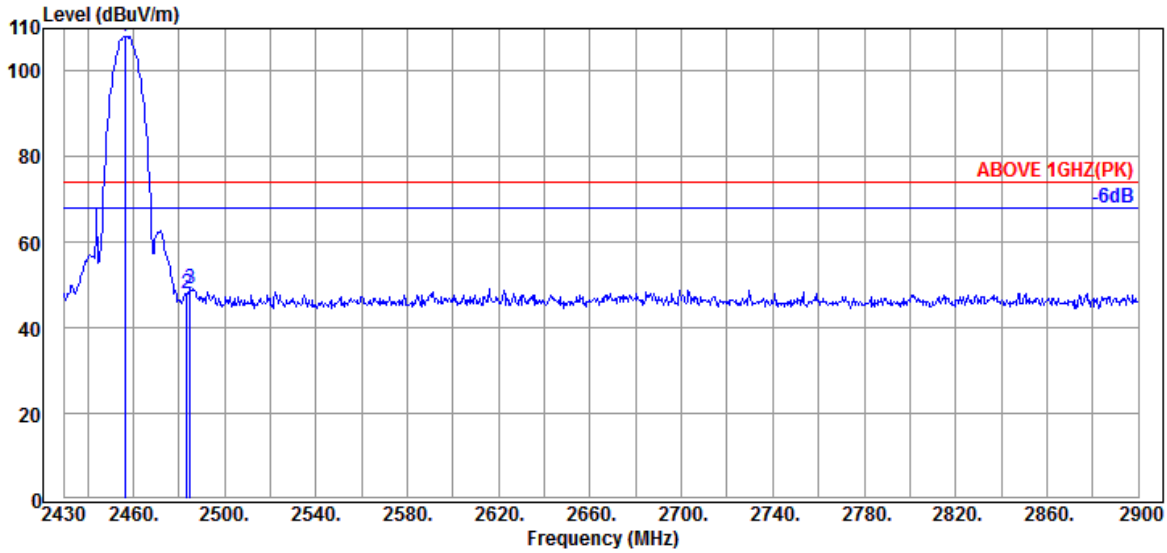

Antenna at Vertical Polarization

Emission Frequency (MHz)	Antenna Factor (dB/m)	Cable Loss (dB)	Preamp Gain (dB)	Read Level (dBμV)	Emission Level (dBμV/m)	Limits (dBμV/m)	Margin (dB)	Detector
@ 2456.320	28.60	5.81	39.91	113.75	108.25	---	---	Peak
2483.580	28.60	5.83	39.91	53.63	48.15	74.00	25.85	Peak
2484.990	28.60	5.83	39.91	54.70	49.22	74.00	24.78	Peak

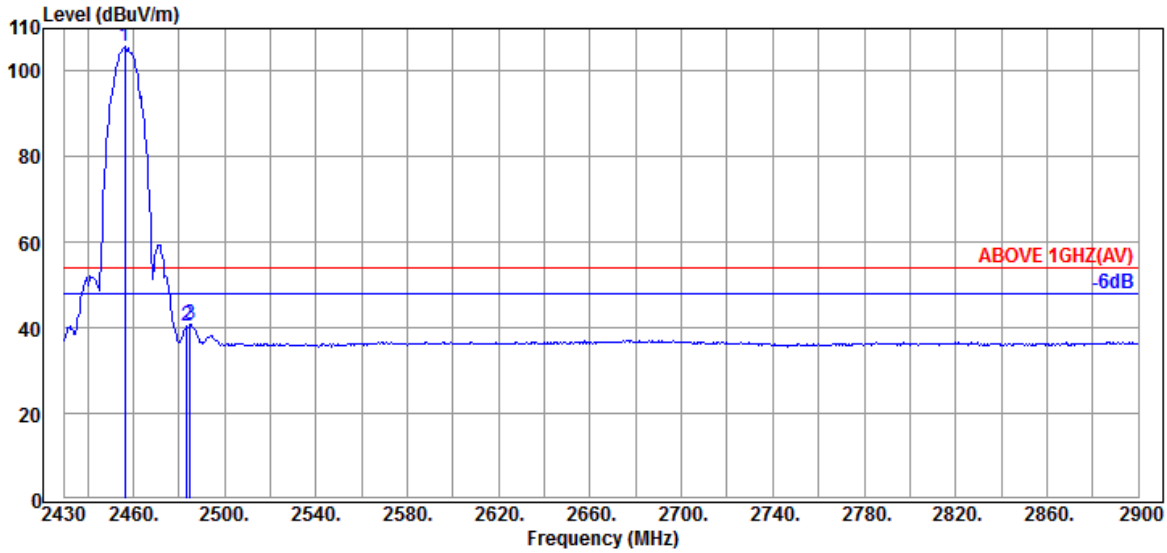

Antenna at Vertical Polarization

Emission Frequency (MHz)	Antenna Factor (dB/m)	Cable Loss (dB)	Preamp Gain (dB)	Read Level (dBμV)	Emission Level (dBμV/m)	Limits (dBμV/m)	Margin (dB)	Detector
@ 2456.320	28.60	5.81	39.91	111.17	105.67	---	---	Average
2483.580	28.60	5.83	39.91	45.81	40.33	54.00	13.67	Average
2484.990	28.60	5.83	39.91	46.30	40.82	54.00	13.18	Average

Remark: The "@" means fundamental frequency, it is ignored in this section.

This test report may be reproduced in full only. The document may only be updated by Audix Technology Corp. personnel. Any changes will be noted in the Document History section of the report.

Audix Technology Corp.
No. 53-11, Dingfu, Linkou, Dist.,
New Taipei City244, Taiwan
Tel: +886 2 26099301
Fax: +886 2 26099303

Mode	802.11b	Frequency	TX 2462MHz

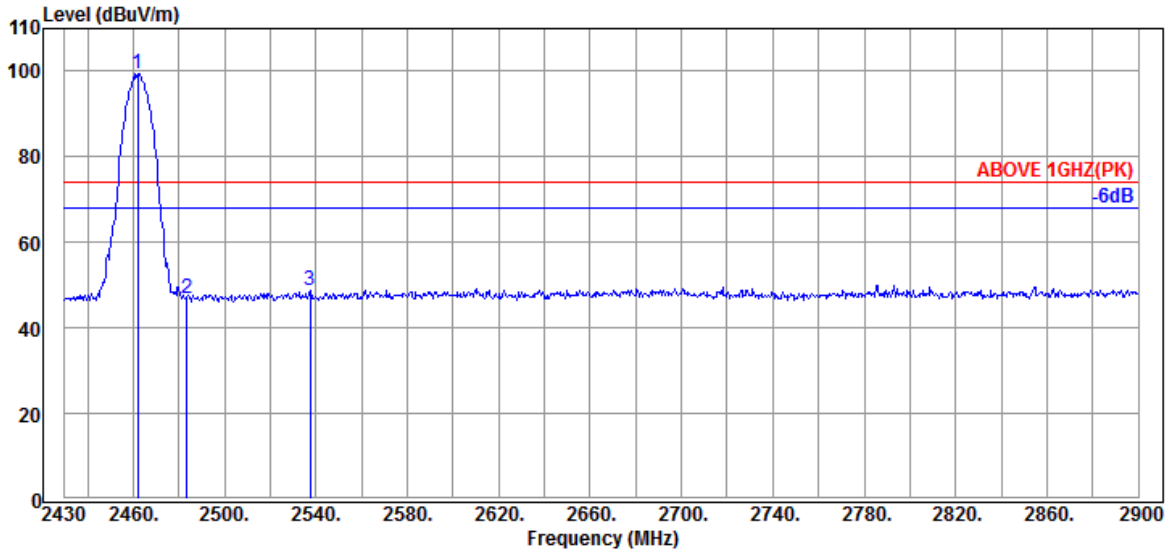

Antenna at Horizontal Polarization

Emission Frequency (MHz)	Antenna Factor (dB/m)	Cable Loss (dB)	Preamp Gain (dB)	Read Level (dBμV)	Emission Level (dBμV/m)	Limits (dBμV/m)	Margin (dB)	Detector
@ 2461.960	28.60	5.81	39.91	104.98	99.48	---	---	Peak
2483.580	28.60	5.83	39.91	52.30	46.82	74.00	27.18	Peak
2537.630	28.67	5.90	39.92	54.15	48.80	74.00	25.20	Peak

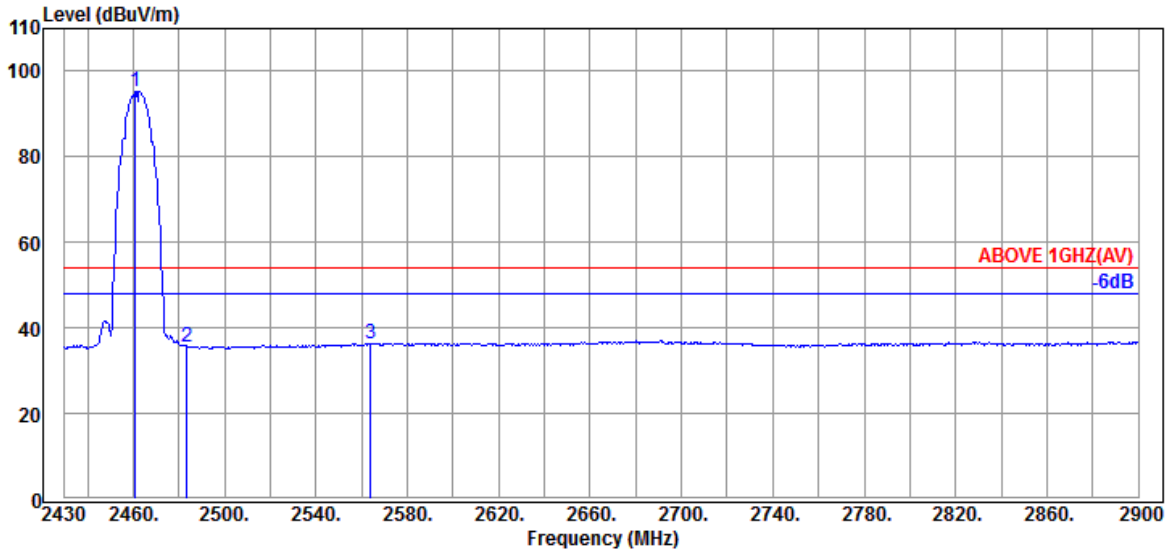

Antenna at Horizontal Polarization

Emission Frequency (MHz)	Antenna Factor (dB/m)	Cable Loss (dB)	Preamp Gain (dB)	Read Level (dBμV)	Emission Level (dBμV/m)	Limits (dBμV/m)	Margin (dB)	Detector
@ 2461.020	28.60	5.81	39.91	100.84	95.34	---	---	Average
2483.580	28.60	5.83	39.91	41.11	35.63	54.00	18.37	Average
2563.950	28.81	5.94	39.93	41.63	36.45	54.00	17.55	Average

Remark: The "@" means fundamental frequency, it is ignored in this section.

This test report may be reproduced in full only. The document may only be updated by Audix Technology Corp. personnel. Any changes will be noted in the Document History section of the report.

Audix Technology Corp.
No. 53-11, Dingfu, Linkou, Dist.,
New Taipei City244, Taiwan

Tel: +886 2 26099301
Fax: +886 2 26099303

Mode	802.11b	Frequency	TX 2462MHz

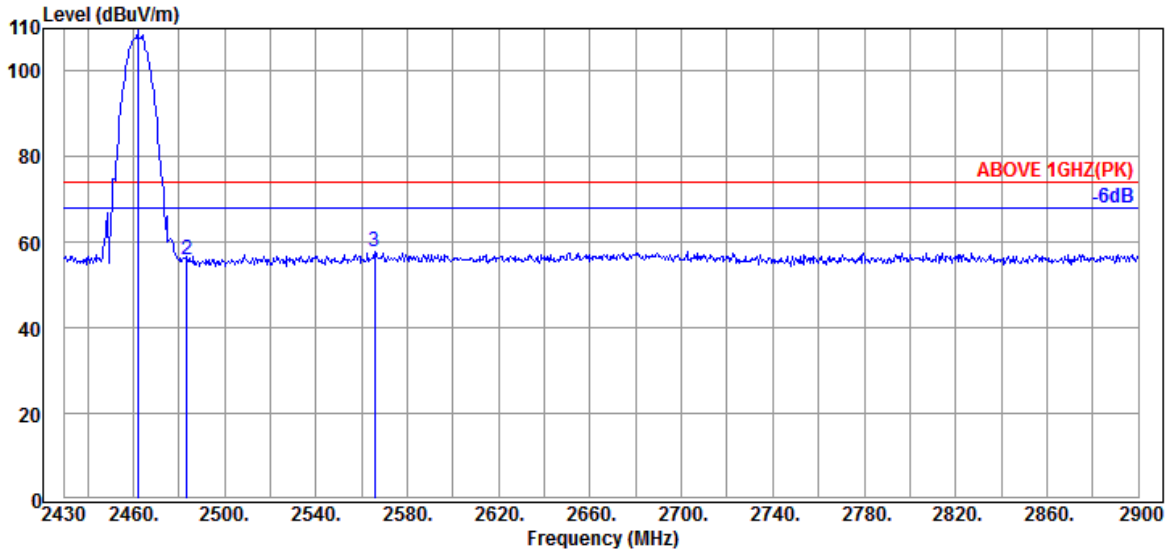

Antenna at Vertical Polarization

Emission Frequency (MHz)	Antenna Factor (dB/m)	Cable Loss (dB)	Preamp Gain (dB)	Read Level (dBμV)	Emission Level (dBμV/m)	Limits (dBμV/m)	Margin (dB)	Detector
@ 2461.960	28.60	5.81	39.91	115.15	109.65	---	---	Peak
2483.580	28.60	5.83	39.91	61.61	56.13	74.00	17.87	Peak
2565.830	28.81	5.94	39.93	62.84	57.66	74.00	16.34	Peak

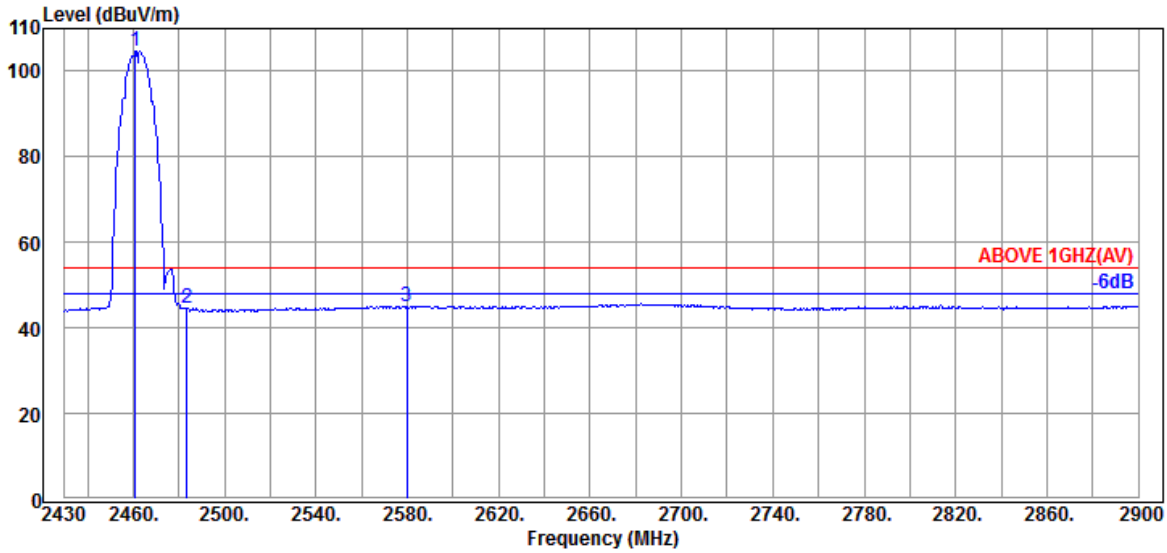

Antenna at Vertical Polarization

Emission Frequency (MHz)	Antenna Factor (dB/m)	Cable Loss (dB)	Preamp Gain (dB)	Read Level (dBμV)	Emission Level (dBμV/m)	Limits (dBμV/m)	Margin (dB)	Detector
@ 2461.020	28.60	5.81	39.91	110.16	104.66	---	---	Average
2483.580	28.60	5.83	39.91	50.09	44.61	54.00	9.39	Average
2579.930	28.93	5.97	39.93	50.08	45.05	54.00	8.95	Average

Remark: The "@" means fundamental frequency, it is ignored in this section.

This test report may be reproduced in full only. The document may only be updated by Audix Technology Corp. personnel. Any changes will be noted in the Document History section of the report.

Audix Technology Corp.
No. 53-11, Dingfu, Linkou, Dist.,
New Taipei City244, Taiwan
Tel: +886 2 26099301
Fax: +886 2 26099303

Mode	802.11b	Frequency	TX 2467MHz

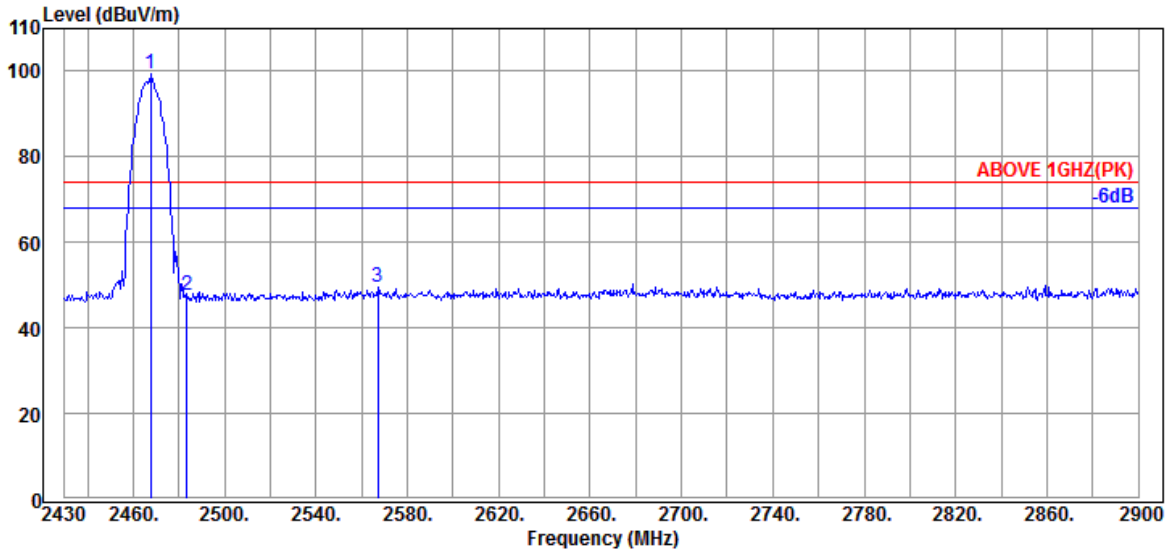

Antenna at Horizontal Polarization

Emission Frequency (MHz)	Antenna Factor (dB/m)	Cable Loss (dB)	Preamp Gain (dB)	Read Level (dBµV)	Emission Level (dBµV/m)	Limits (dBµV/m)	Margin (dB)	Detector
@ 2467.600	28.60	5.81	39.91	104.77	99.27	---	---	Peak
2483.580	28.60	5.83	39.91	53.17	47.69	74.00	26.31	Peak
2567.240	28.81	5.94	39.93	54.56	49.38	74.00	24.62	Peak

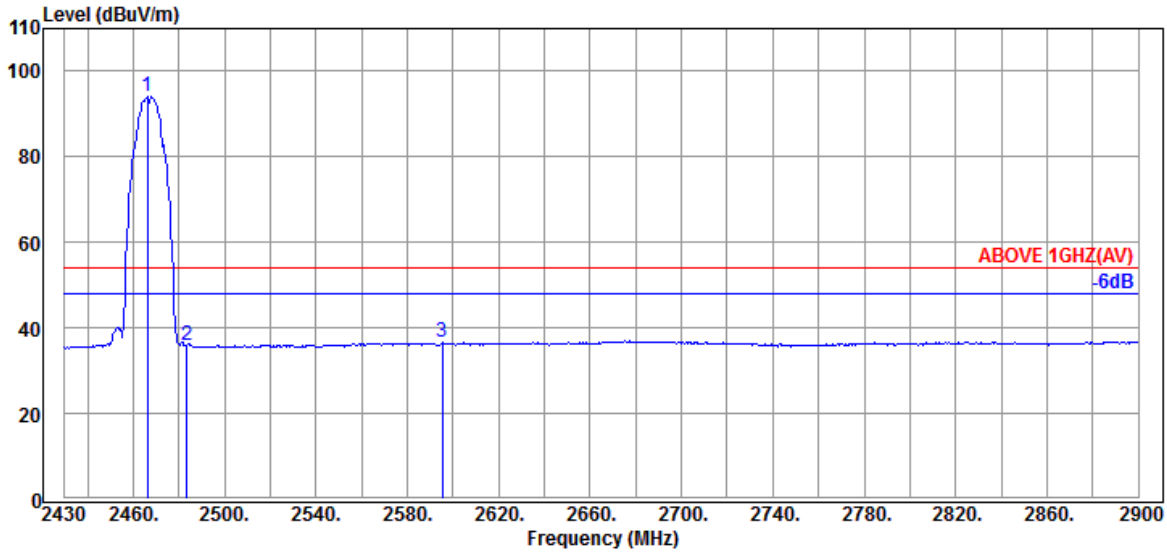

Antenna at Horizontal Polarization

Emission Frequency (MHz)	Antenna Factor (dB/m)	Cable Loss (dB)	Preamp Gain (dB)	Read Level (dBµV)	Emission Level (dBµV/m)	Limits (dBµV/m)	Margin (dB)	Detector
@ 2466.190	28.60	5.81	39.91	99.73	94.23	---	---	Average
2483.580	28.60	5.83	39.91	41.55	36.07	54.00	17.93	Average
2595.440	29.04	5.99	39.93	41.40	36.50	54.00	17.50	Average

Remark: The "@" means fundamental frequency, it is ignored in this section.

This test report may be reproduced in full only. The document may only be updated by Audix Technology Corp. personnel. Any changes will be noted in the Document History section of the report.

Audix Technology Corp.
No. 53-11, Dingfu, Linkou, Dist.,
New Taipei City244, Taiwan

Tel: +886 2 26099301
Fax: +886 2 26099303

Mode	802.11b	Frequency	TX 2467MHz

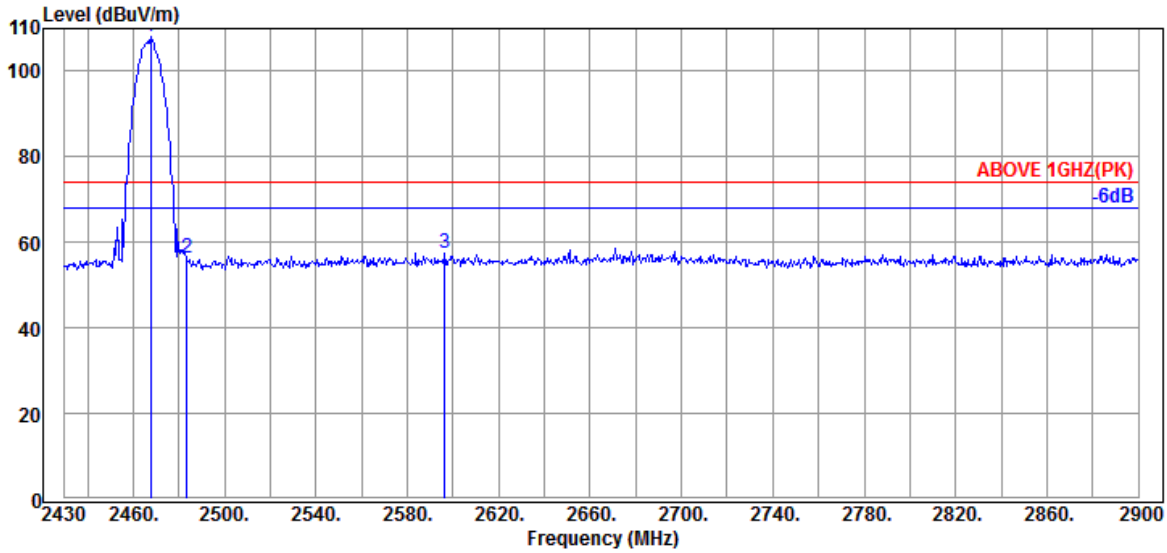

Antenna at Vertical Polarization

Emission Frequency (MHz)	Antenna Factor (dB/m)	Cable Loss (dB)	Preamp Gain (dB)	Read Level (dBµV)	Emission Level (dBµV/m)	Limits (dBµV/m)	Margin (dB)	Detector
@ 2467.600	28.60	5.81	39.91	113.77	108.27	---	---	Peak
2483.580	28.60	5.83	39.91	61.68	56.20	74.00	17.80	Peak
2596.380	29.04	5.99	39.93	62.20	57.30	74.00	16.70	Peak

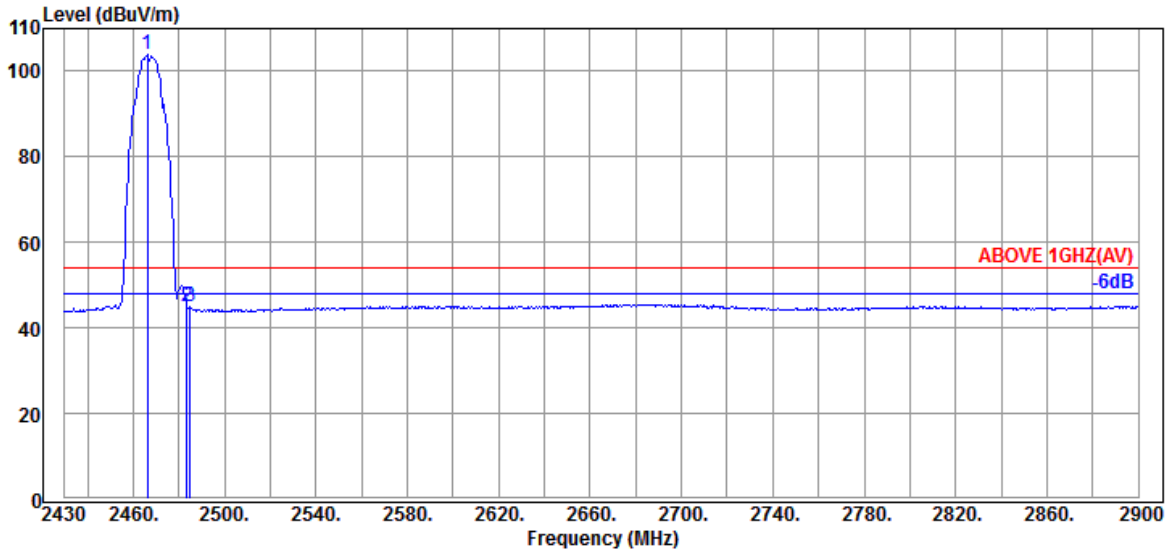

Antenna at Vertical Polarization

Emission Frequency (MHz)	Antenna Factor (dB/m)	Cable Loss (dB)	Preamp Gain (dB)	Read Level (dBµV)	Emission Level (dBµV/m)	Limits (dBµV/m)	Margin (dB)	Detector
@ 2466.190	28.60	5.81	39.91	109.52	104.02	---	---	Average
2483.580	28.60	5.83	39.91	50.32	44.84	54.00	9.16	Average
2484.990	28.60	5.83	39.91	50.63	45.15	54.00	8.85	Average

Remark: The "@" means fundamental frequency, it is ignored in this section.

This test report may be reproduced in full only. The document may only be updated by Audix Technology Corp. personnel. Any changes will be noted in the Document History section of the report.

Audix Technology Corp.
No. 53-11, Dingfu, Linkou, Dist.,
New Taipei City244, Taiwan

Tel: +886 2 26099301
Fax: +886 2 26099303

Mode	802.11b	Frequency	TX 2472MHz

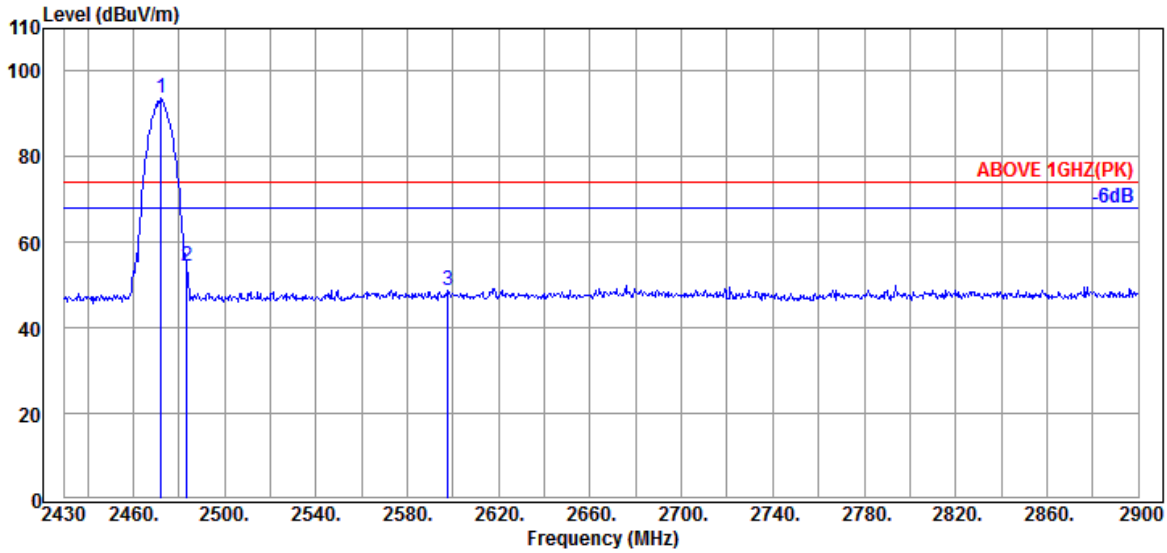

Antenna at Horizontal Polarization

Emission Frequency (MHz)	Antenna Factor (dB/m)	Cable Loss (dB)	Preamp Gain (dB)	Read Level (dBμV)	Emission Level (dBμV/m)	Limits (dBμV/m)	Margin (dB)	Detector
@ 2472.300	28.60	5.83	39.91	99.13	93.65	---	---	Peak
2483.580	28.60	5.83	39.91	59.76	54.28	74.00	19.72	Peak
2597.790	29.04	5.99	39.93	53.73	48.83	74.00	25.17	Peak

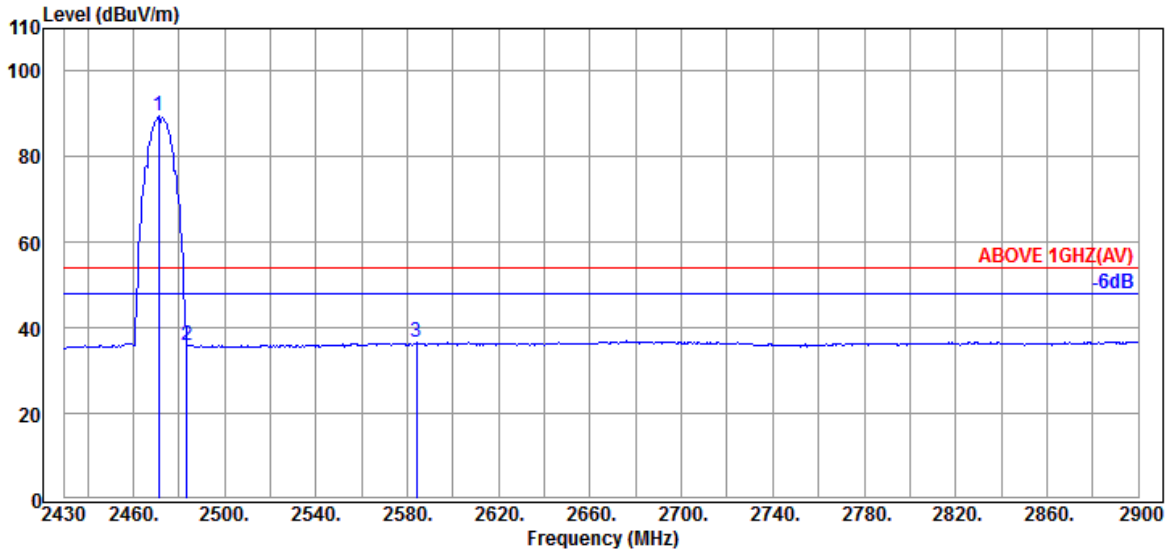

Antenna at Horizontal Polarization

Emission Frequency (MHz)	Antenna Factor (dB/m)	Cable Loss (dB)	Preamp Gain (dB)	Read Level (dBμV)	Emission Level (dBμV/m)	Limits (dBμV/m)	Margin (dB)	Detector
@ 2471.360	28.60	5.83	39.91	94.89	89.41	---	---	Average
2483.580	28.60	5.83	39.91	41.53	36.05	54.00	17.95	Average
2584.160	28.93	5.97	39.93	41.55	36.52	54.00	17.48	Average

Remark: The "@" means fundamental frequency, it is ignored in this section.

This test report may be reproduced in full only. The document may only be updated by Audix Technology Corp. personnel. Any changes will be noted in the Document History section of the report.

Audix Technology Corp.
No. 53-11, Dingfu, Linkou, Dist.,
New Taipei City244, Taiwan
Tel: +886 2 26099301
Fax: +886 2 26099303

Mode	802.11b	Frequency	TX 2472MHz

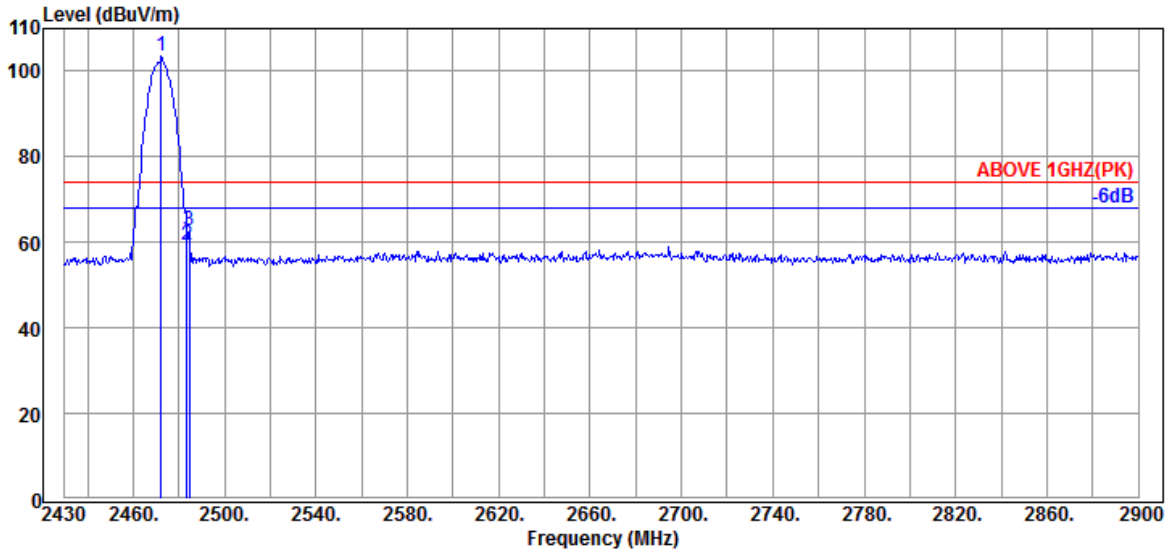

Antenna at Vertical Polarization

Emission Frequency (MHz)	Antenna Factor (dB/m)	Cable Loss (dB)	Preamp Gain (dB)	Read Level (dBµV)	Emission Level (dBµV/m)	Limits (dBµV/m)	Margin (dB)	Detector
@ 2472.300	28.60	5.83	39.91	108.90	103.42	---	---	Peak
2483.580	28.60	5.83	39.91	64.83	59.35	74.00	14.65	Peak
2484.520	28.60	5.83	39.91	68.27	62.79	74.00	11.21	Peak

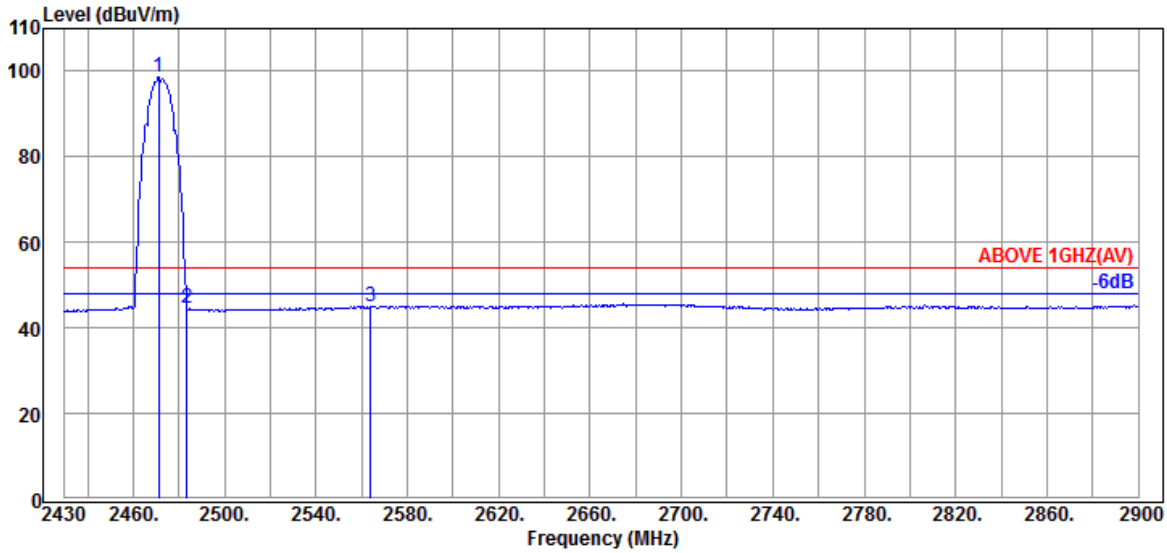

Antenna at Vertical Polarization

Emission Frequency (MHz)	Antenna Factor (dB/m)	Cable Loss (dB)	Preamp Gain (dB)	Read Level (dBµV)	Emission Level (dBµV/m)	Limits (dBµV/m)	Margin (dB)	Detector
@ 2471.360	28.60	5.83	39.91	104.22	98.74	---	---	Average
2483.580	28.60	5.83	39.91	50.00	44.52	54.00	9.48	Average
2563.950	28.81	5.94	39.93	50.25	45.07	54.00	8.93	Average

Remark: The "@" means fundamental frequency, it is ignored in this section.

This test report may be reproduced in full only. The document may only be updated by Audix Technology Corp. personnel. Any changes will be noted in the Document History section of the report.

Audix Technology Corp.
No. 53-11, Dingfu, Linkou, Dist.,
New Taipei City244, Taiwan
Tel: +886 2 26099301
Fax: +886 2 26099303

Mode	802.11g	Frequency	TX 2412MHz

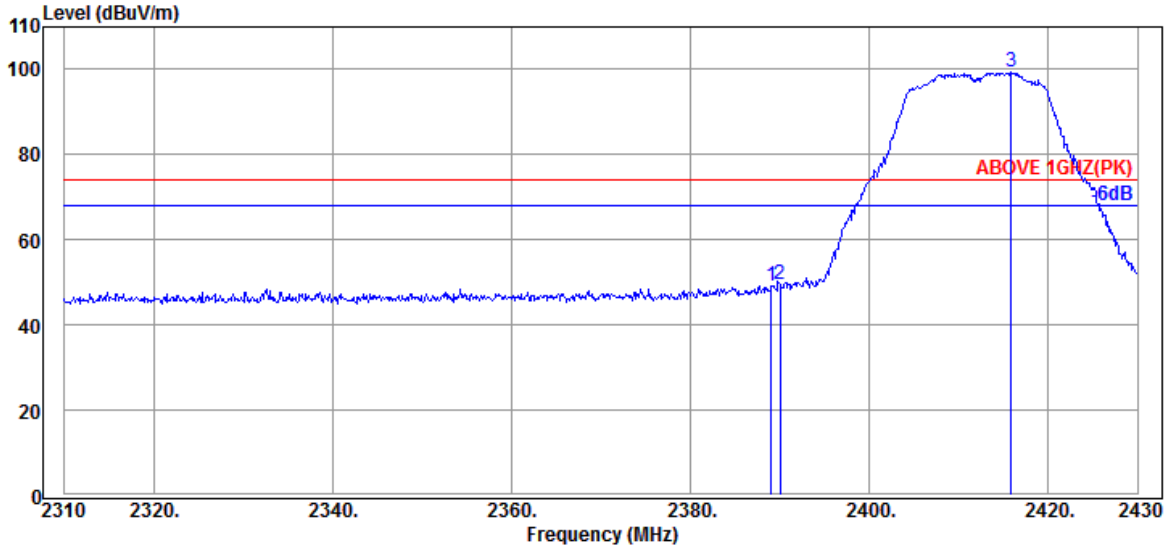

Antenna at Horizontal Polarization

Emission Frequency (MHz)	Antenna Factor (dB/m)	Cable Loss (dB)	Preamp Gain (dB)	Read Level (dBµV)	Emission Level (dBµV/m)	Limits (dBµV/m)	Margin (dB)	Detector
2389.080	28.27	5.70	39.91	55.10	49.16	74.00	24.84	Peak
2390.040	28.27	5.70	39.91	55.28	49.34	74.00	24.66	Peak
@ 2415.840	28.39	5.73	39.91	105.05	99.26	---	---	Peak

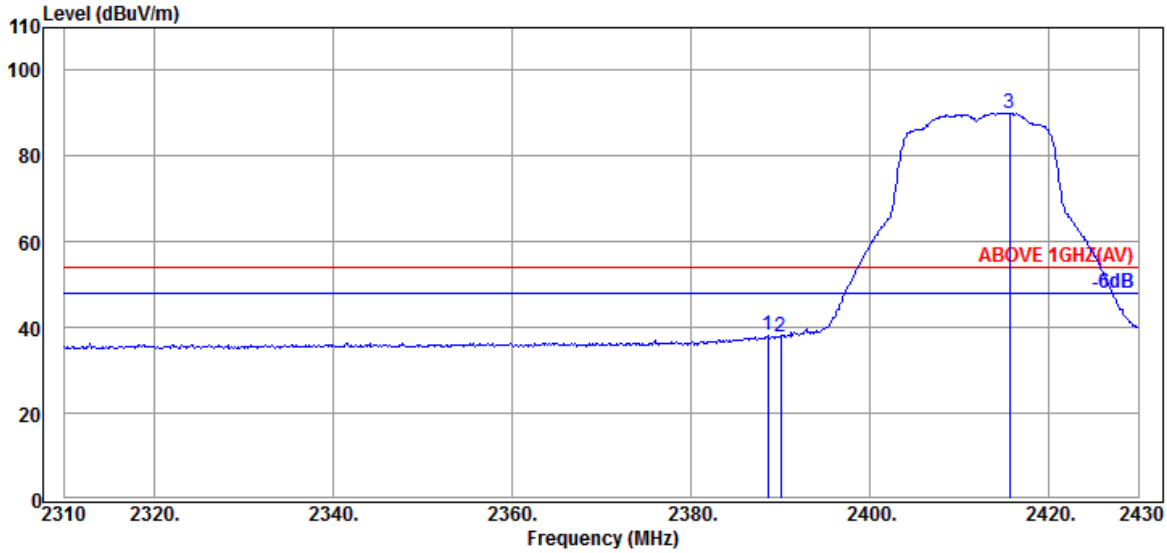

Antenna at Horizontal Polarization

Emission Frequency (MHz)	Antenna Factor (dB/m)	Cable Loss (dB)	Preamp Gain (dB)	Read Level (dBµV)	Emission Level (dBµV/m)	Limits (dBµV/m)	Margin (dB)	Detector
2388.600	28.27	5.70	39.91	44.10	38.16	54.00	15.84	Average
2390.040	28.27	5.70	39.91	43.84	37.90	54.00	16.10	Average
@ 2415.600	28.39	5.73	39.91	95.93	90.14	---	---	Average

Remark: The "@" means fundamental frequency, it is ignored in this section.

This test report may be reproduced in full only. The document may only be updated by Audix Technology Corp. personnel. Any changes will be noted in the Document History section of the report.

Audix Technology Corp.
No. 53-11, Dingfu, Linkou, Dist.,
New Taipei City244, Taiwan

Tel: +886 2 26099301
Fax: +886 2 26099303

Mode	802.11g	Frequency	TX 2412MHz

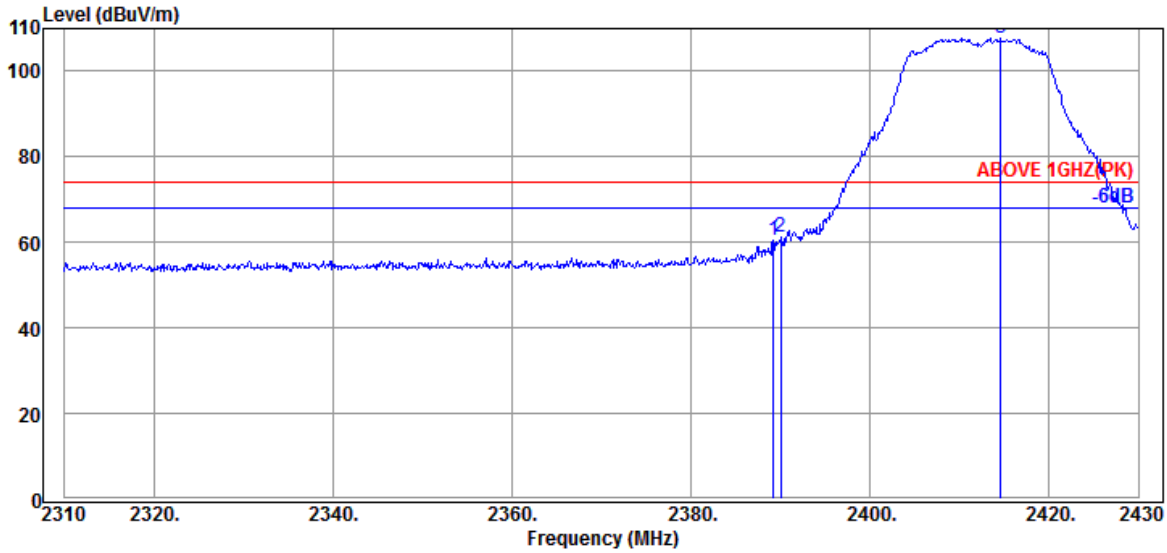

Antenna at Vertical Polarization

	Emission Frequency (MHz)	Antenna Factor (dB/m)	Cable Loss (dB)	Preamp Gain (dB)	Read Level (dBµV)	Emission Level (dBµV/m)	Limits (dBµV/m)	Margin (dB)	Detector
	2389.200	28.27	5.70	39.91	66.25	60.31	74.00	13.69	Peak
	2390.040	28.27	5.70	39.91	67.19	61.25	74.00	12.75	Peak
@	2414.640	28.39	5.73	39.91	113.64	107.85	---	---	Peak

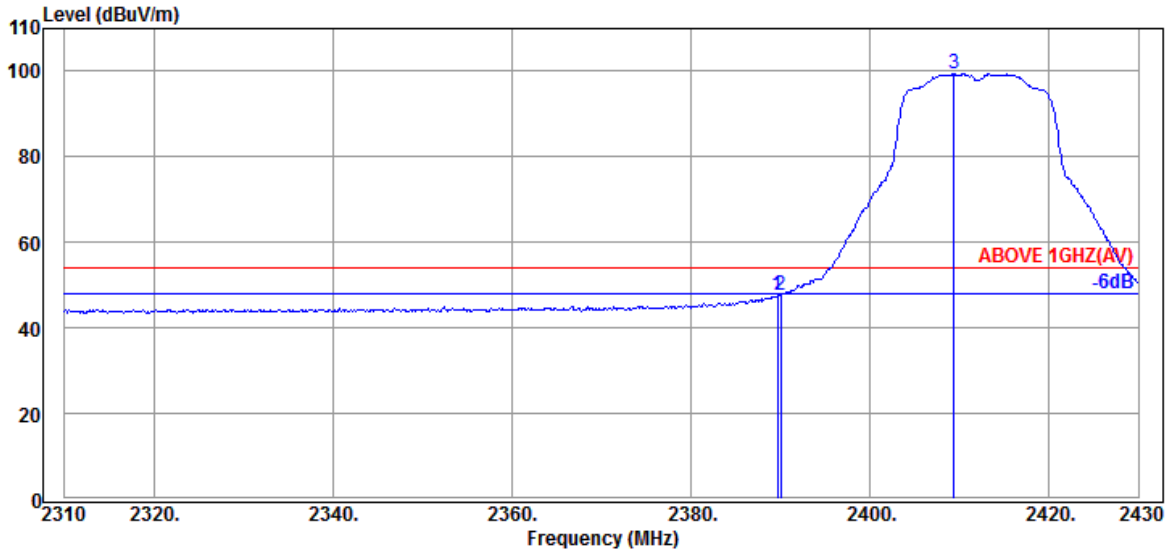

Antenna at Vertical Polarization

	Emission Frequency (MHz)	Antenna Factor (dB/m)	Cable Loss (dB)	Preamp Gain (dB)	Read Level (dBµV)	Emission Level (dBµV/m)	Limits (dBµV/m)	Margin (dB)	Detector
	2389.680	28.27	5.70	39.91	53.50	47.56	54.00	6.44	Average
	2390.040	28.27	5.70	39.91	53.64	47.70	54.00	6.30	Average
@	2409.360	28.34	5.73	39.91	105.36	99.52	---	---	Average

Remark: The "@" means fundamental frequency, it is ignored in this section.

This test report may be reproduced in full only. The document may only be updated by Audix Technology Corp. personnel. Any changes will be noted in the Document History section of the report.

Audix Technology Corp.
No. 53-11, Dingfu, Linkou, Dist.,
New Taipei City244, Taiwan

Tel: +886 2 26099301
Fax: +886 2 26099303

Mode	802.11g	Frequency	TX 2417MHz

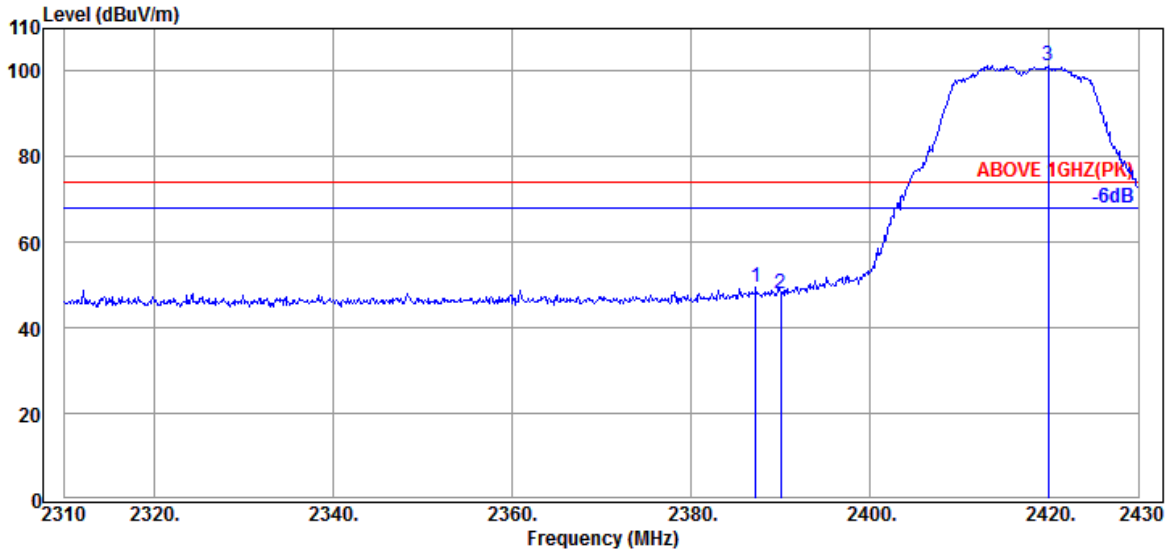

Antenna at Horizontal Polarization

	Emission Frequency (MHz)	Antenna Factor (dB/m)	Cable Loss (dB)	Preamp Gain (dB)	Read Level (dBμV)	Emission Level (dBμV/m)	Limits (dBμV/m)	Margin (dB)	Detector
	2387.280	28.27	5.70	39.91	55.46	49.52	74.00	24.48	Peak
	2390.040	28.27	5.70	39.91	54.05	48.11	74.00	25.89	Peak
@	2419.920	28.43	5.76	39.91	106.94	101.22	---	---	Peak

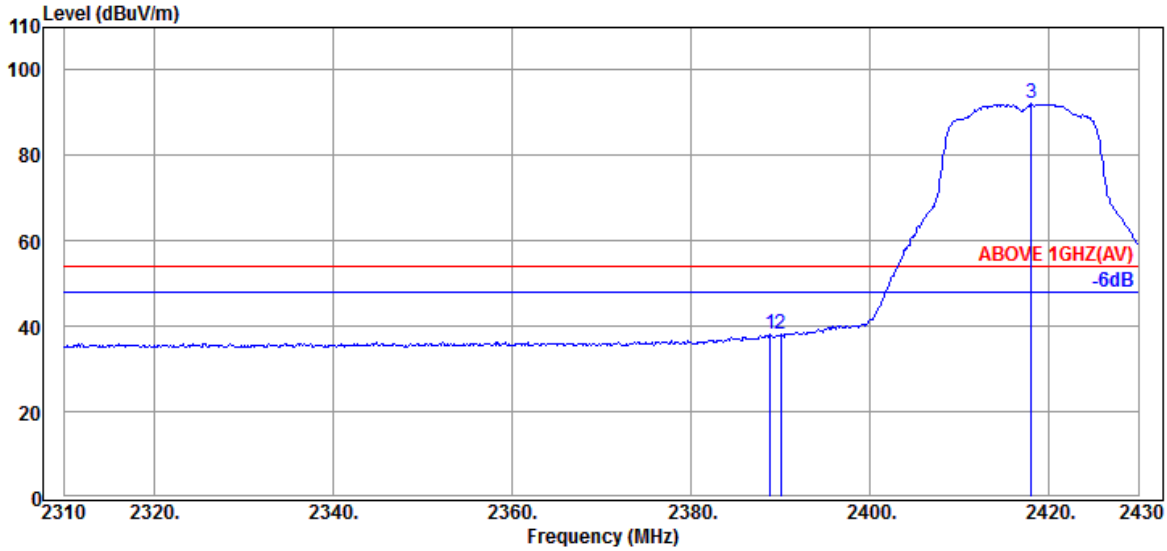

Antenna at Horizontal Polarization

	Emission Frequency (MHz)	Antenna Factor (dB/m)	Cable Loss (dB)	Preamp Gain (dB)	Read Level (dBμV)	Emission Level (dBμV/m)	Limits (dBμV/m)	Margin (dB)	Detector
	2388.840	28.27	5.70	39.91	43.93	37.99	54.00	16.01	Average
	2390.040	28.27	5.70	39.91	43.99	38.05	54.00	15.95	Average
@	2418.000	28.39	5.73	39.91	97.84	92.05	---	---	Average

Remark: The "@" means fundamental frequency, it is ignored in this section.

This test report may be reproduced in full only. The document may only be updated by Audix Technology Corp. personnel. Any changes will be noted in the Document History section of the report.

Audix Technology Corp.
No. 53-11, Dingfu, Linkou, Dist.,
New Taipei City244, Taiwan

Tel: +886 2 26099301
Fax: +886 2 26099303

Mode	802.11g	Frequency	TX 2417MHz

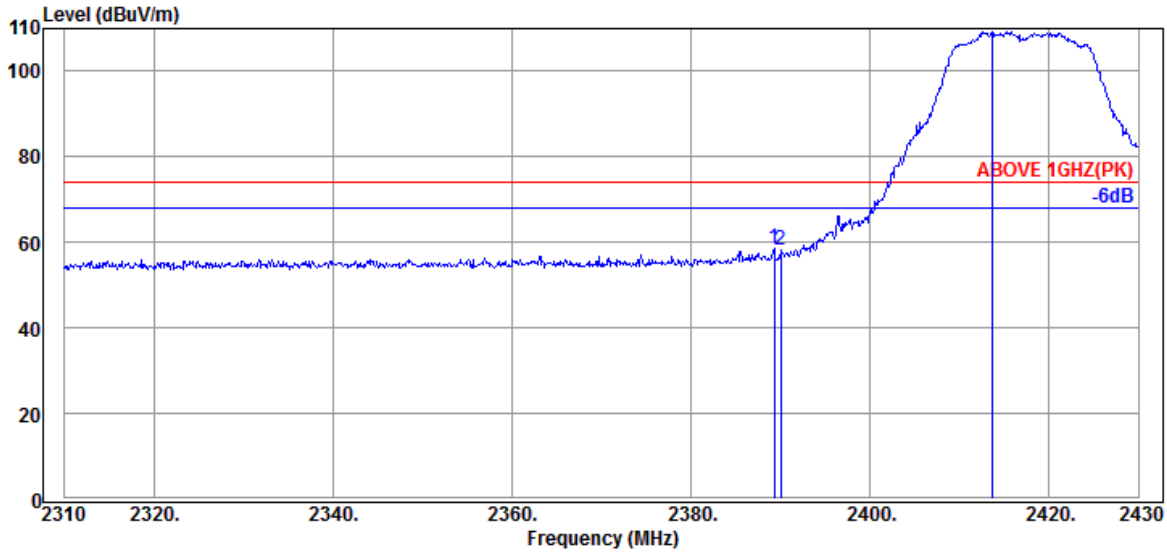

Antenna at Vertical Polarization

Emission Frequency (MHz)	Antenna Factor (dB/m)	Cable Loss (dB)	Preamp Gain (dB)	Read Level (dBµV)	Emission Level (dBµV/m)	Limits (dBµV/m)	Margin (dB)	Detector
2389.320	28.27	5.70	39.91	64.46	58.52	74.00	15.48	Peak
2390.040	28.27	5.70	39.91	64.07	58.13	74.00	15.87	Peak
@ 2413.680	28.39	5.73	39.91	115.12	109.33	---	---	Peak

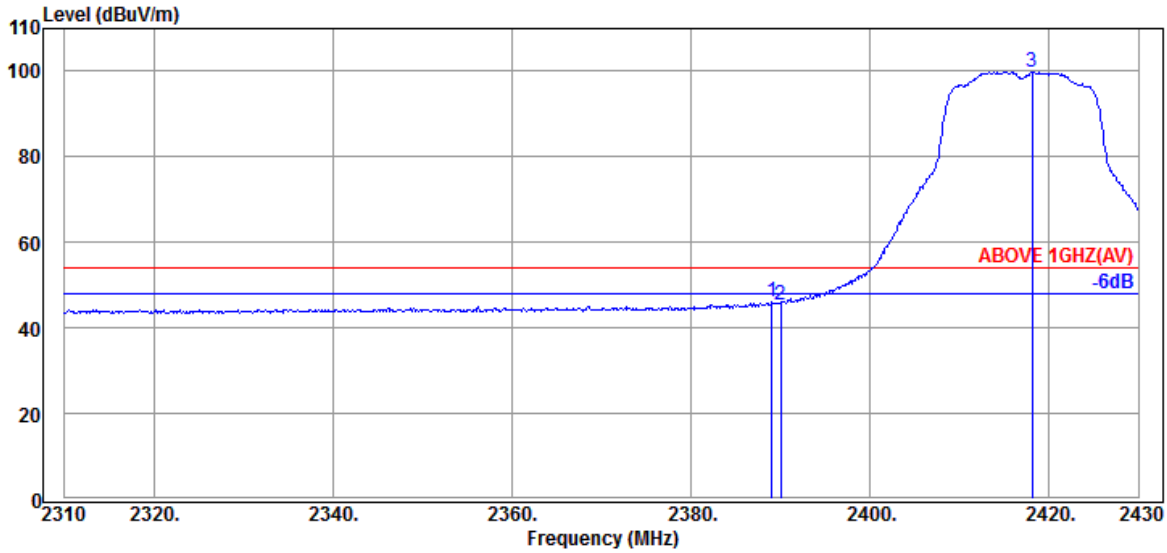

Antenna at Vertical Polarization

Emission Frequency (MHz)	Antenna Factor (dB/m)	Cable Loss (dB)	Preamp Gain (dB)	Read Level (dBµV)	Emission Level (dBµV/m)	Limits (dBµV/m)	Margin (dB)	Detector
2389.080	28.27	5.70	39.91	51.91	45.97	54.00	8.03	Average
2390.040	28.27	5.70	39.91	51.47	45.53	54.00	8.47	Average
@ 2418.120	28.39	5.73	39.91	105.66	99.87	---	---	Average

Remark: The "@" means fundamental frequency, it is ignored in this section.

This test report may be reproduced in full only. The document may only be updated by Audix Technology Corp. personnel. Any changes will be noted in the Document History section of the report.

Audix Technology Corp.
No. 53-11, Dingfu, Linkou, Dist.,
New Taipei City244, Taiwan

Tel: +886 2 26099301
Fax: +886 2 26099303

Mode	802.11g	Frequency	TX 2457MHz

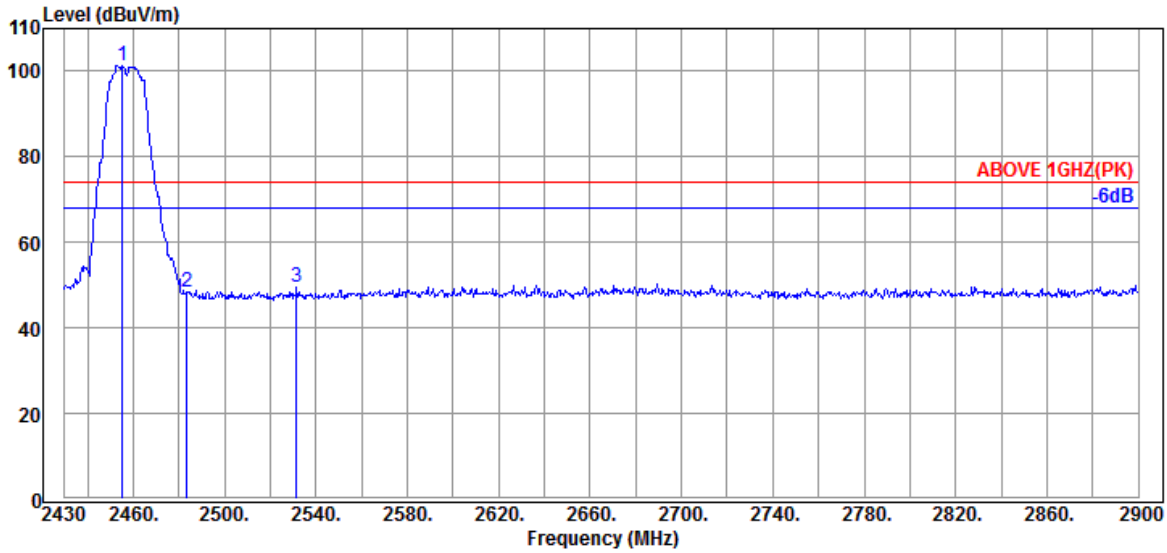

Antenna at Horizontal Polarization

Emission Frequency (MHz)	Antenna Factor (dB/m)	Cable Loss (dB)	Preamp Gain (dB)	Read Level (dBμV)	Emission Level (dBμV/m)	Limits (dBμV/m)	Margin (dB)	Detector
@ 2455.380	28.60	5.81	39.91	106.90	101.40	---	---	Peak
2483.580	28.60	5.83	39.91	53.95	48.47	74.00	25.53	Peak
2531.520	28.66	5.90	39.92	54.95	49.59	74.00	24.41	Peak

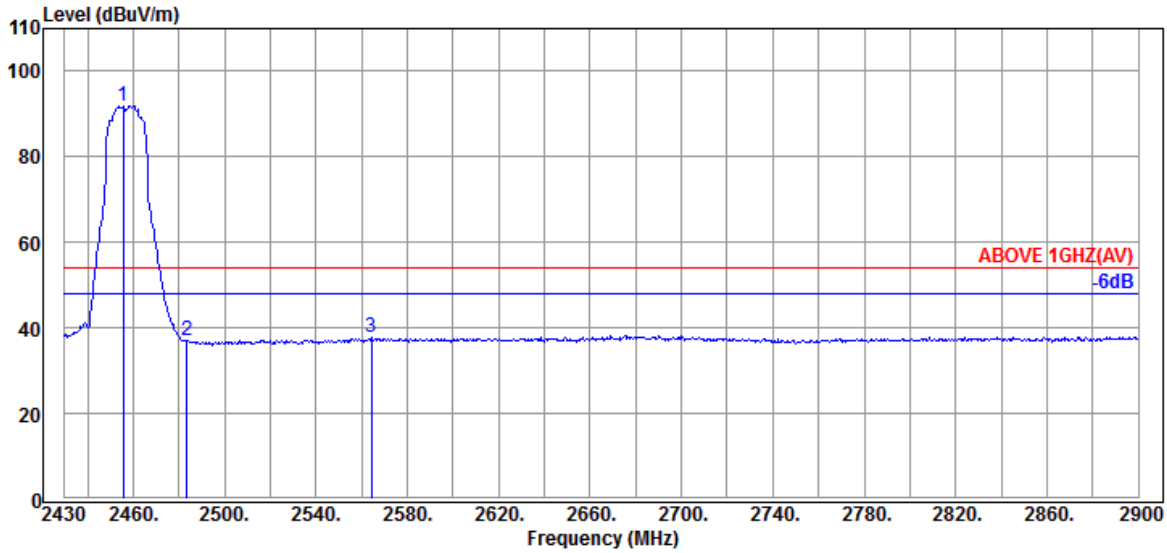

Antenna at Horizontal Polarization

Emission Frequency (MHz)	Antenna Factor (dB/m)	Cable Loss (dB)	Preamp Gain (dB)	Read Level (dBμV)	Emission Level (dBμV/m)	Limits (dBμV/m)	Margin (dB)	Detector
@ 2455.850	28.60	5.81	39.91	97.27	91.77	---	---	Average
2483.580	28.60	5.83	39.91	42.46	36.98	54.00	17.02	Average
2564.420	28.81	5.94	39.93	42.84	37.66	54.00	16.34	Average

Remark: The "@" means fundamental frequency, it is ignored in this section.

This test report may be reproduced in full only. The document may only be updated by Audix Technology Corp. personnel. Any changes will be noted in the Document History section of the report.

Audix Technology Corp.
No. 53-11, Dingfu, Linkou, Dist.,
New Taipei City244, Taiwan
Tel: +886 2 26099301
Fax: +886 2 26099303

Mode	802.11g	Frequency	TX 2457MHz

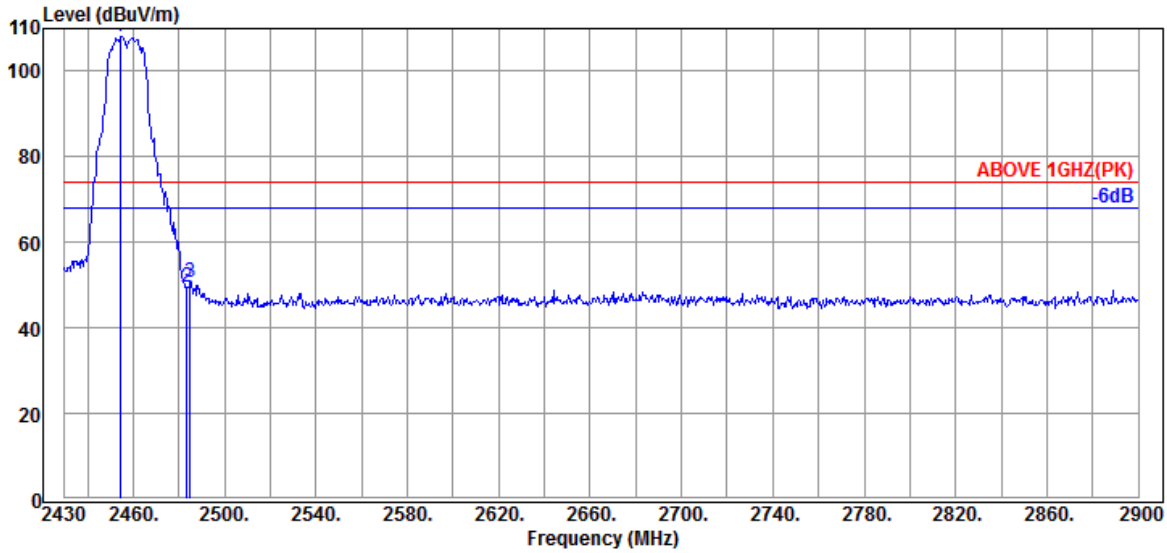

Antenna at Vertical Polarization

Emission Frequency (MHz)	Antenna Factor (dB/m)	Cable Loss (dB)	Preamp Gain (dB)	Read Level (dBµV)	Emission Level (dBµV/m)	Limits (dBµV/m)	Margin (dB)	Detector
@ 2454.440	28.60	5.81	39.91	113.63	108.13	---	---	Peak
2483.580	28.60	5.83	39.91	55.05	49.57	74.00	24.43	Peak
2484.990	28.60	5.83	39.91	56.19	50.71	74.00	23.29	Peak

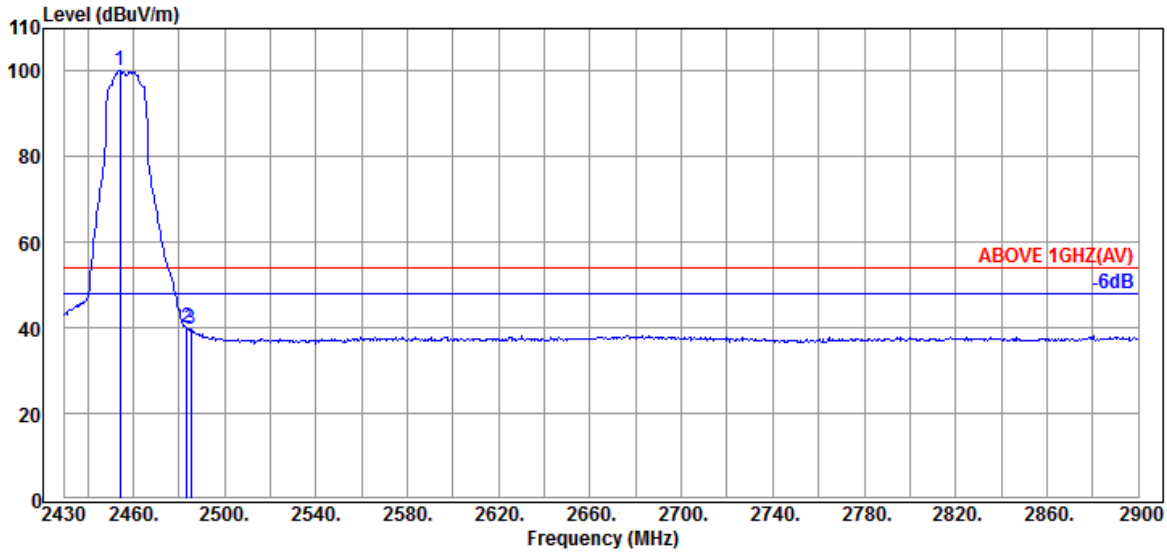

Antenna at Vertical Polarization

Emission Frequency (MHz)	Antenna Factor (dB/m)	Cable Loss (dB)	Preamp Gain (dB)	Read Level (dBµV)	Emission Level (dBµV/m)	Limits (dBµV/m)	Margin (dB)	Detector
@ 2454.440	28.60	5.81	39.91	105.56	100.06	---	---	Average
2483.580	28.60	5.83	39.91	45.46	39.98	54.00	14.02	Average
2485.460	28.60	5.83	39.91	45.14	39.66	54.00	14.34	Average

Remark: The "@" means fundamental frequency, it is ignored in this section.

This test report may be reproduced in full only. The document may only be updated by Audix Technology Corp. personnel. Any changes will be noted in the Document History section of the report.

Audix Technology Corp.
No. 53-11, Dingfu, Linkou, Dist.,
New Taipei City244, Taiwan

Tel: +886 2 26099301
Fax: +886 2 26099303

Mode	802.11g	Frequency	TX 2462MHz

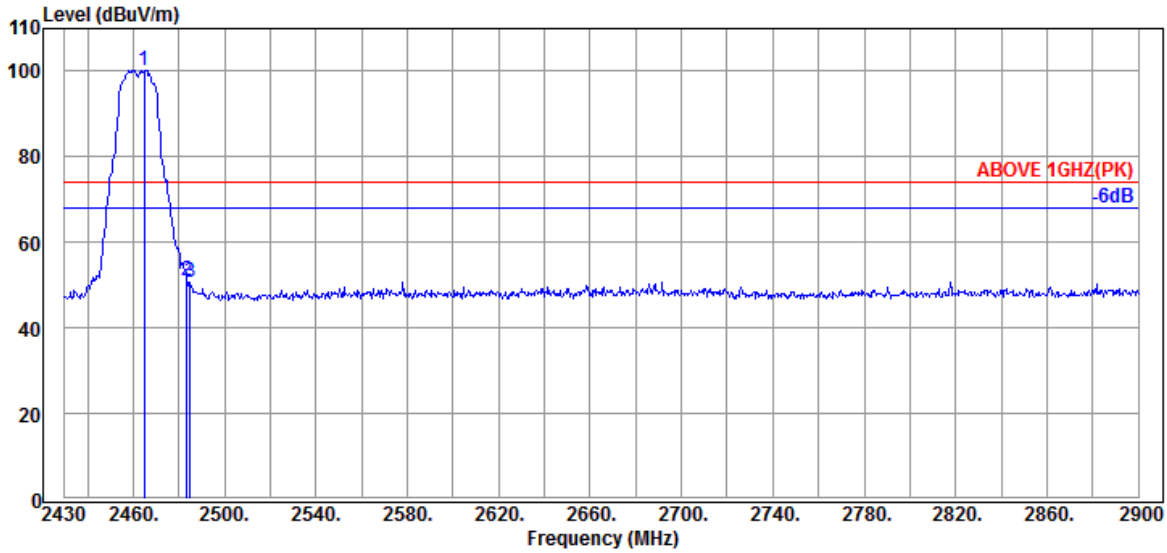

Antenna at Horizontal Polarization

Emission Frequency (MHz)	Antenna Factor (dB/m)	Cable Loss (dB)	Preamp Gain (dB)	Read Level (dBµV)	Emission Level (dBµV/m)	Limits (dBµV/m)	Margin (dB)	Detector
@ 2464.780	28.60	5.81	39.91	105.76	100.26	---	---	Peak
2483.580	28.60	5.83	39.91	56.39	50.91	74.00	23.09	Peak
2484.990	28.60	5.83	39.91	55.97	50.49	74.00	23.51	Peak

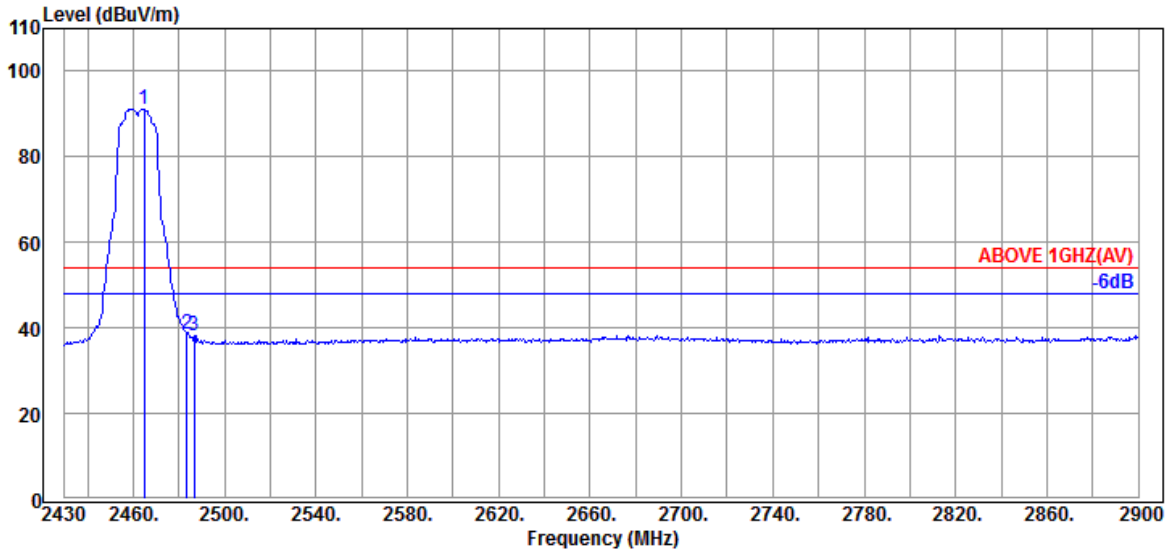

Antenna at Horizontal Polarization

Emission Frequency (MHz)	Antenna Factor (dB/m)	Cable Loss (dB)	Preamp Gain (dB)	Read Level (dBµV)	Emission Level (dBµV/m)	Limits (dBµV/m)	Margin (dB)	Detector
@ 2464.780	28.60	5.81	39.91	96.60	91.10	---	---	Average
2483.580	28.60	5.83	39.91	44.18	38.70	54.00	15.30	Average
2486.870	28.60	5.83	39.91	43.72	38.24	54.00	15.76	Average

Remark: The "@" means fundamental frequency, it is ignored in this section.

This test report may be reproduced in full only. The document may only be updated by Audix Technology Corp. personnel. Any changes will be noted in the Document History section of the report.

Audix Technology Corp.
No. 53-11, Dingfu, Linkou, Dist.,
New Taipei City244, Taiwan
Tel: +886 2 26099301
Fax: +886 2 26099303

Mode	802.11g	Frequency	TX 2462MHz

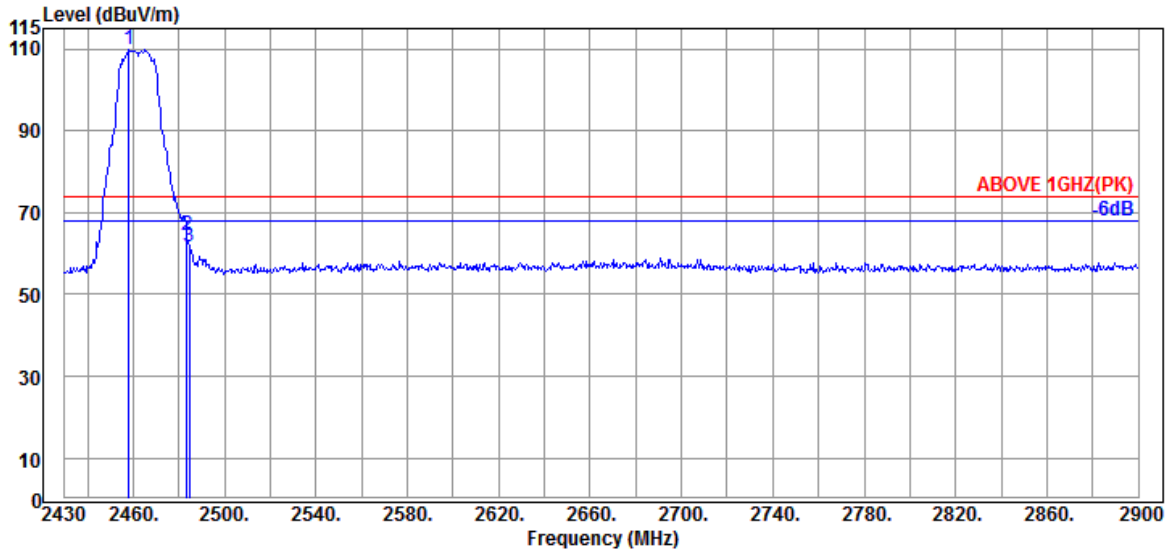

Antenna at Vertical Polarization

Emission Frequency (MHz)	Antenna Factor (dB/m)	Cable Loss (dB)	Preamp Gain (dB)	Read Level (dBμV)	Emission Level (dBμV/m)	Limits (dBμV/m)	Margin (dB)	Detector
@ 2458.200	28.60	5.81	39.91	115.45	109.95	---	---	Peak
2483.580	28.60	5.83	39.91	69.96	64.48	74.00	9.52	Peak
2484.520	28.60	5.83	39.91	67.02	61.54	74.00	12.46	Peak

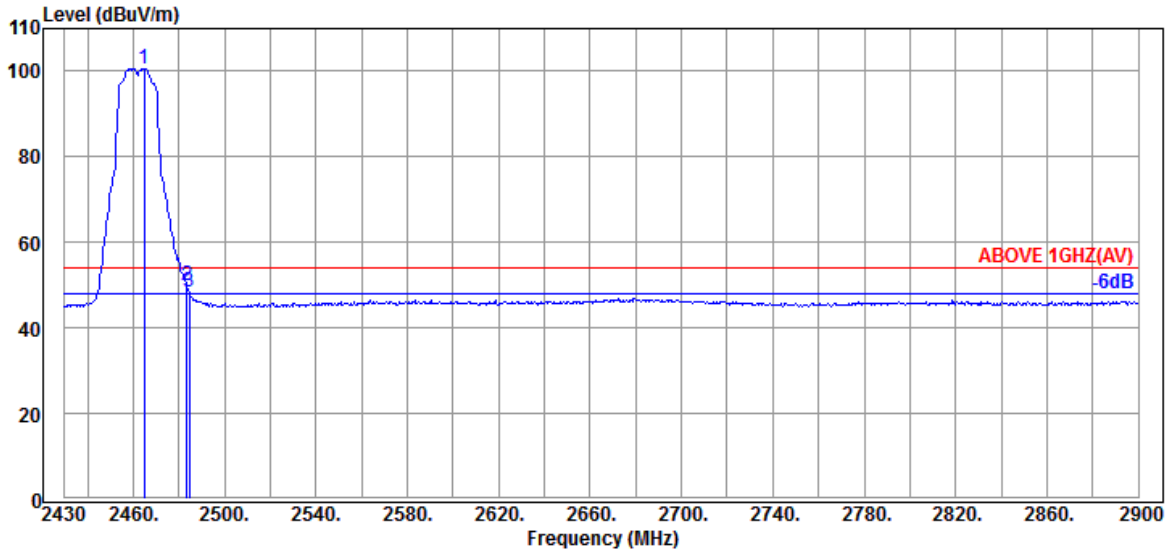

Antenna at Vertical Polarization

Emission Frequency (MHz)	Antenna Factor (dB/m)	Cable Loss (dB)	Preamp Gain (dB)	Read Level (dBμV)	Emission Level (dBμV/m)	Limits (dBμV/m)	Margin (dB)	Detector
@ 2464.780	28.60	5.81	39.91	106.16	100.66	---	---	Average
2483.580	28.60	5.83	39.91	55.27	49.79	54.00	4.21	Average
2484.520	28.60	5.83	39.91	53.75	48.27	54.00	5.73	Average

Remark: The "@" means fundamental frequency, it is ignored in this section.

This test report may be reproduced in full only. The document may only be updated by Audix Technology Corp. personnel. Any changes will be noted in the Document History section of the report.

Audix Technology Corp.
No. 53-11, Dingfu, Linkou, Dist.,
New Taipei City244, Taiwan

Tel: +886 2 26099301
Fax: +886 2 26099303

Mode	802.11g	Frequency	TX 2467MHz

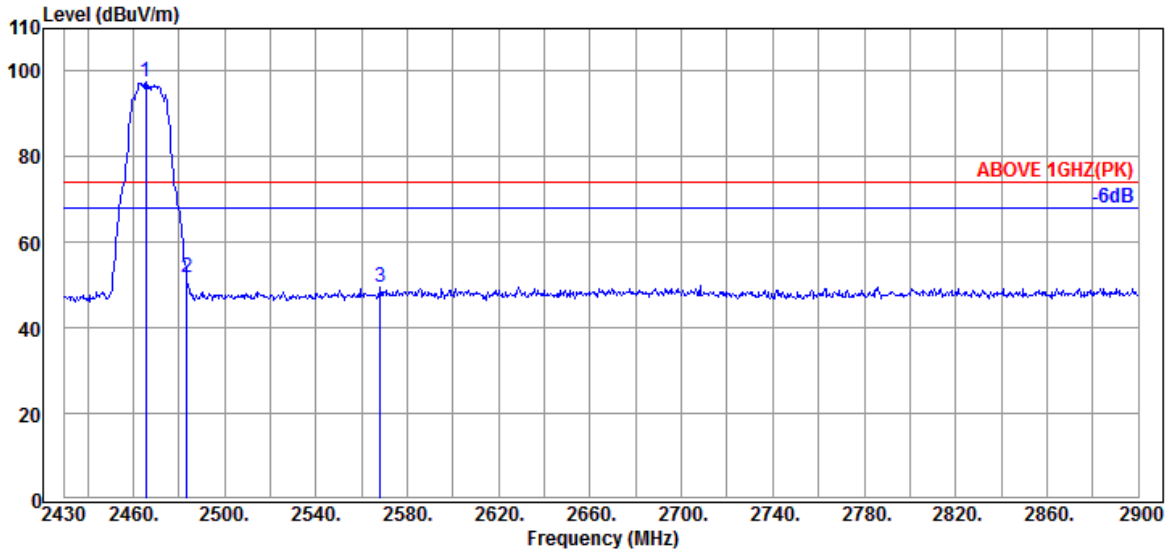

Antenna at Horizontal Polarization

Emission Frequency (MHz)	Antenna Factor (dB/m)	Cable Loss (dB)	Preamp Gain (dB)	Read Level (dBμV)	Emission Level (dBμV/m)	Limits (dBμV/m)	Margin (dB)	Detector
@ 2465.720	28.60	5.81	39.91	103.02	97.52	---	---	Peak
2483.580	28.60	5.83	39.91	57.36	51.88	74.00	22.12	Peak
2568.180	28.81	5.94	39.93	54.54	49.36	74.00	24.64	Peak

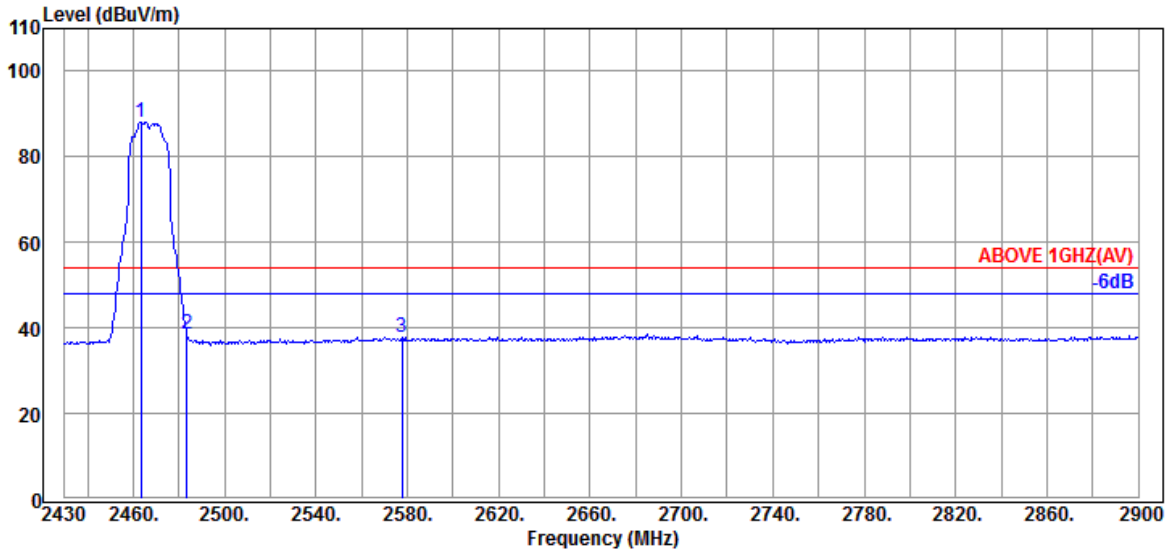

Antenna at Horizontal Polarization

Emission Frequency (MHz)	Antenna Factor (dB/m)	Cable Loss (dB)	Preamp Gain (dB)	Read Level (dBμV)	Emission Level (dBμV/m)	Limits (dBμV/m)	Margin (dB)	Detector
@ 2463.370	28.60	5.81	39.91	93.45	87.95	---	---	Average
2483.580	28.60	5.83	39.91	43.89	38.41	54.00	15.59	Average
2577.580	28.93	5.97	39.93	42.75	37.72	54.00	16.28	Average

Remark: The "@" means fundamental frequency, it is ignored in this section.

This test report may be reproduced in full only. The document may only be updated by Audix Technology Corp. personnel. Any changes will be noted in the Document History section of the report.

Audix Technology Corp.
No. 53-11, Dingfu, Linkou, Dist.,
New Taipei City244, Taiwan
Tel: +886 2 26099301
Fax: +886 2 26099303

Mode	802.11g	Frequency	TX 2467MHz

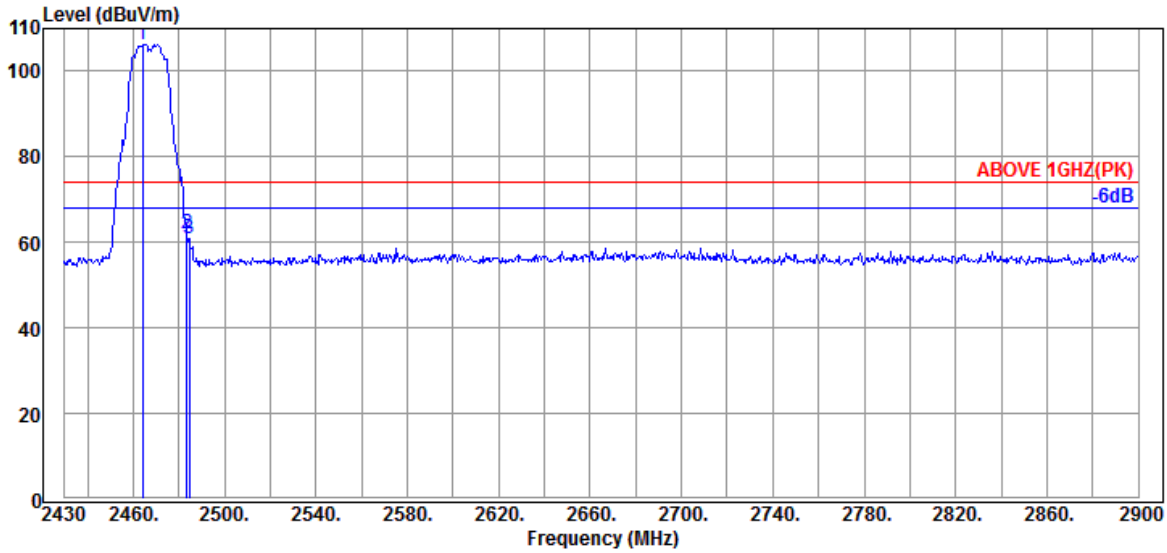

Antenna at Vertical Polarization

Emission Frequency (MHz)	Antenna Factor (dB/m)	Cable Loss (dB)	Preamp Gain (dB)	Read Level (dBµV)	Emission Level (dBµV/m)	Limits (dBµV/m)	Margin (dB)	Detector
@ 2464.310	28.60	5.81	39.91	111.85	106.35	---	---	Peak
2483.580	28.60	5.83	39.91	67.65	62.17	74.00	11.83	Peak
2484.520	28.60	5.83	39.91	66.33	60.85	74.00	13.15	Peak

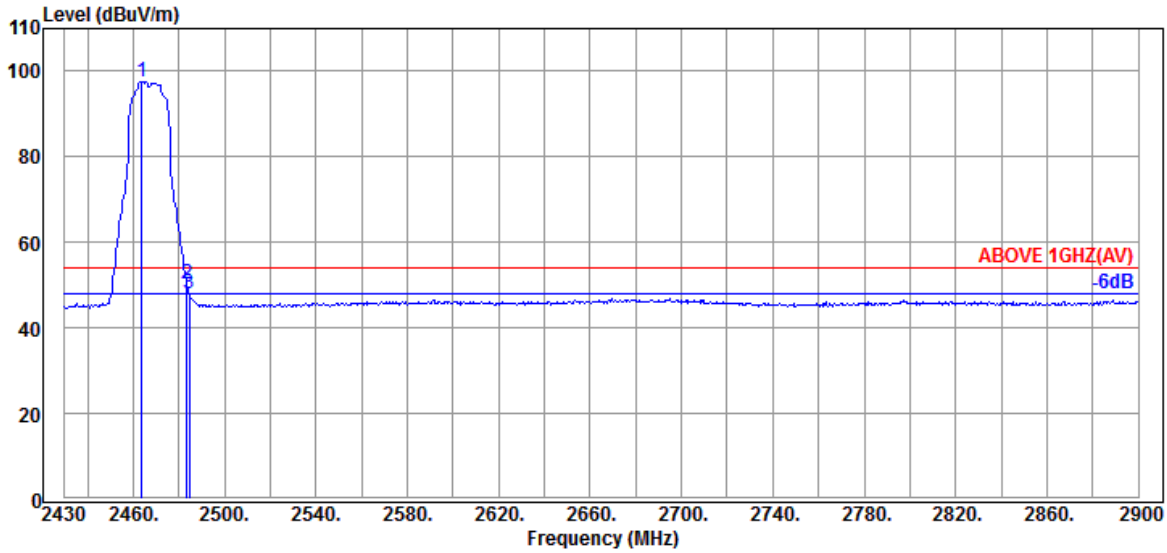

Antenna at Vertical Polarization

Emission Frequency (MHz)	Antenna Factor (dB/m)	Cable Loss (dB)	Preamp Gain (dB)	Read Level (dBµV)	Emission Level (dBµV/m)	Limits (dBµV/m)	Margin (dB)	Detector
@ 2463.840	28.60	5.81	39.91	103.01	97.51	---	---	Average
2483.580	28.60	5.83	39.91	55.57	50.09	54.00	3.91	Average
2484.520	28.60	5.83	39.91	53.47	47.99	54.00	6.01	Average

Remark: The "@" means fundamental frequency, it is ignored in this section.

This test report may be reproduced in full only. The document may only be updated by Audix Technology Corp. personnel. Any changes will be noted in the Document History section of the report.

Audix Technology Corp.
No. 53-11, Dingfu, Linkou, Dist.,
New Taipei City244, Taiwan
Tel: +886 2 26099301
Fax: +886 2 26099303

Mode	802.11g	Frequency	TX 2472MHz

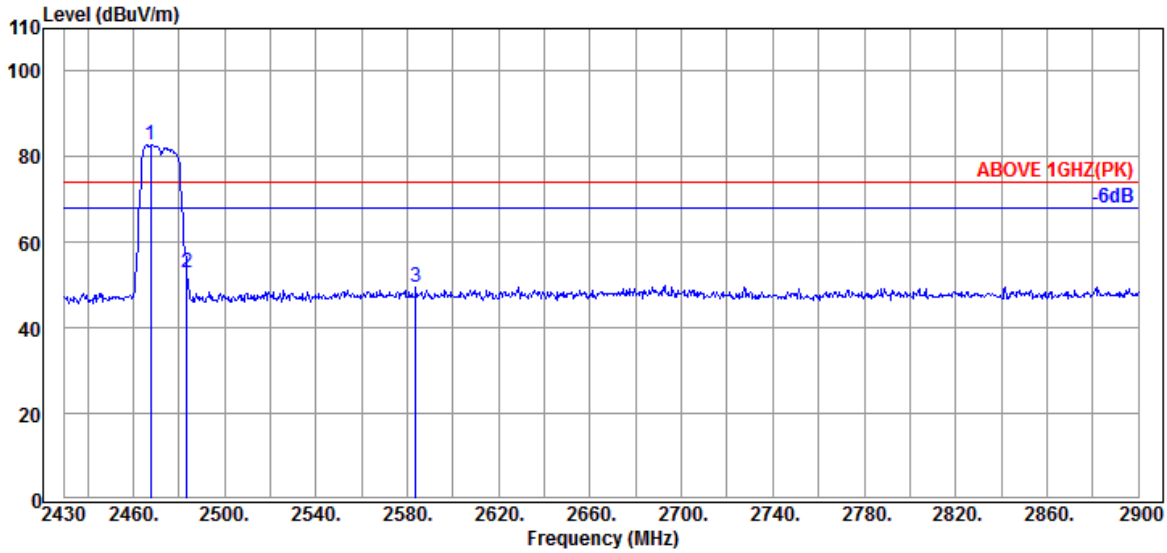

Antenna at Horizontal Polarization

Emission Frequency (MHz)	Antenna Factor (dB/m)	Cable Loss (dB)	Preamp Gain (dB)	Read Level (dBμV)	Emission Level (dBμV/m)	Limits (dBμV/m)	Margin (dB)	Detector
@ 2467.600	28.60	5.81	39.91	88.16	82.66	---	---	Peak
2483.580	28.60	5.83	39.91	58.39	52.91	74.00	21.09	Peak
2583.690	28.93	5.97	39.93	54.51	49.48	74.00	24.52	Peak

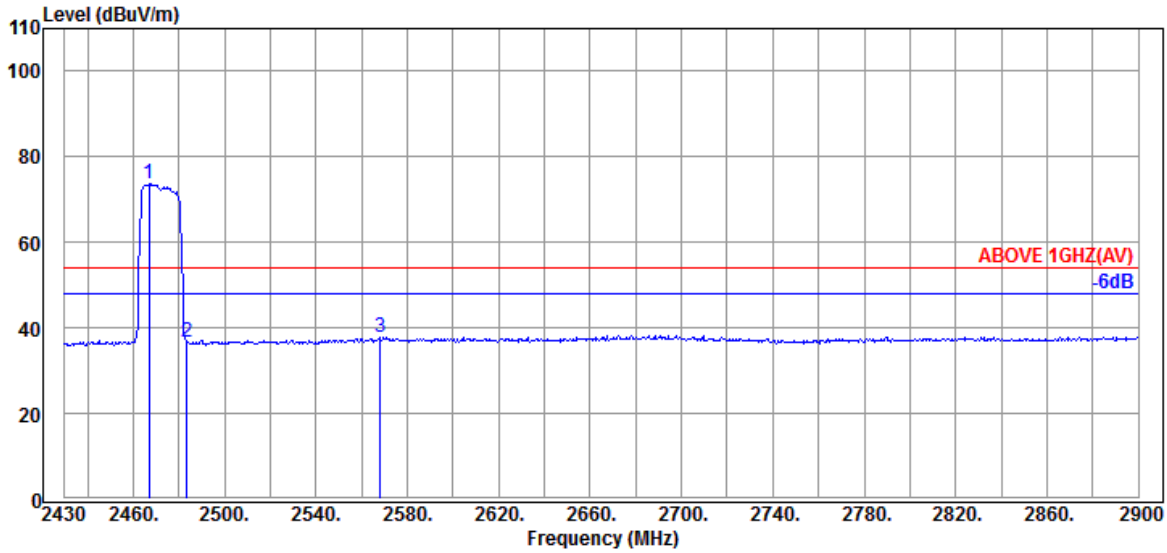

Antenna at Horizontal Polarization

Emission Frequency (MHz)	Antenna Factor (dB/m)	Cable Loss (dB)	Preamp Gain (dB)	Read Level (dBμV)	Emission Level (dBμV/m)	Limits (dBμV/m)	Margin (dB)	Detector
@ 2467.130	28.60	5.81	39.91	79.16	73.66	---	---	Average
2483.580	28.60	5.83	39.91	42.06	36.58	54.00	17.42	Average
2568.180	28.81	5.94	39.93	43.00	37.82	54.00	16.18	Average

Remark: The "@" means fundamental frequency, it is ignored in this section.

This test report may be reproduced in full only. The document may only be updated by Audix Technology Corp. personnel. Any changes will be noted in the Document History section of the report.

Audix Technology Corp.
No. 53-11, Dingfu, Linkou, Dist.,
New Taipei City244, Taiwan

Tel: +886 2 26099301
Fax: +886 2 26099303

Mode	802.11g	Frequency	TX 2472MHz

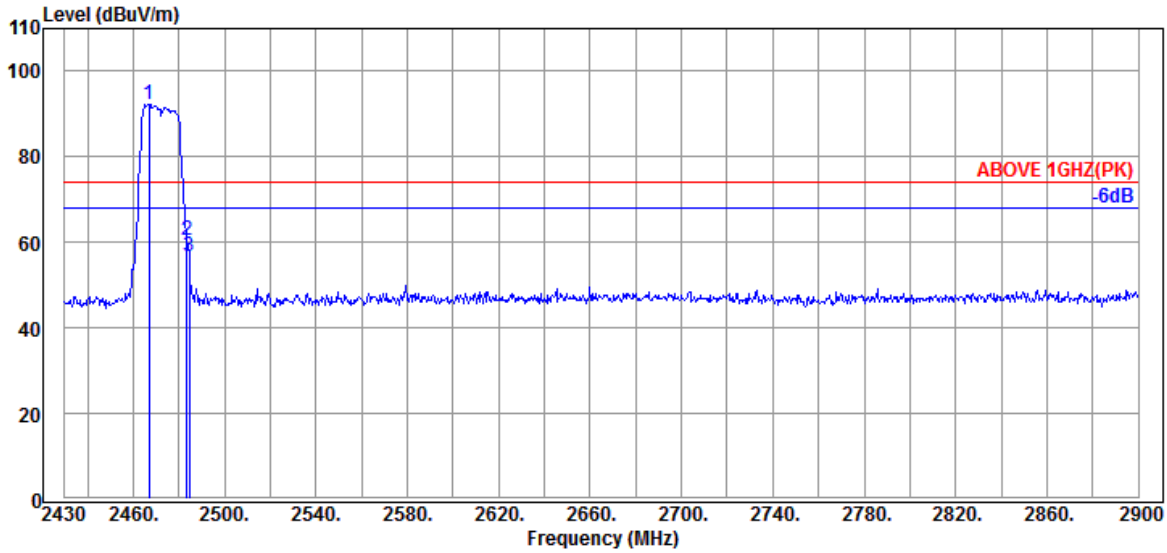

Antenna at Vertical Polarization

Emission Frequency (MHz)	Antenna Factor (dB/m)	Cable Loss (dB)	Preamp Gain (dB)	Read Level (dBµV)	Emission Level (dBµV/m)	Limits (dBµV/m)	Margin (dB)	Detector
@ 2467.130	28.60	5.81	39.91	97.66	92.16	---	---	Peak
2483.580	28.60	5.83	39.91	66.08	60.60	74.00	13.40	Peak
2484.520	28.60	5.83	39.91	62.16	56.68	74.00	17.32	Peak

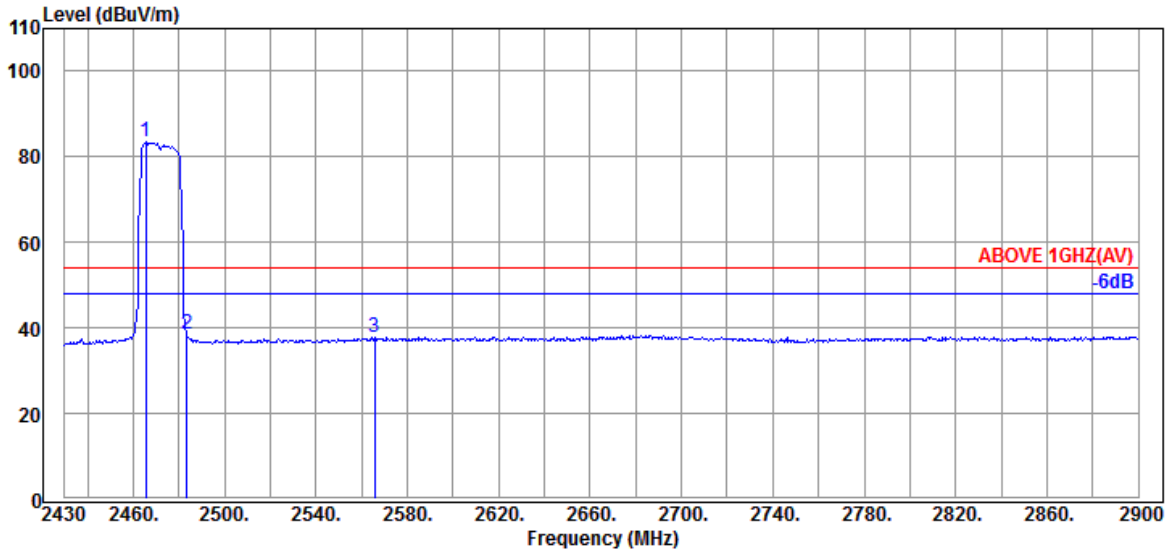

Antenna at Vertical Polarization

Emission Frequency (MHz)	Antenna Factor (dB/m)	Cable Loss (dB)	Preamp Gain (dB)	Read Level (dBµV)	Emission Level (dBµV/m)	Limits (dBµV/m)	Margin (dB)	Detector
@ 2465.720	28.60	5.81	39.91	88.92	83.42	---	---	Average
2483.580	28.60	5.83	39.91	43.85	38.37	54.00	15.63	Average
2565.830	28.81	5.94	39.93	43.10	37.92	54.00	16.08	Average

Remark: The "@" means fundamental frequency, it is ignored in this section.

This test report may be reproduced in full only. The document may only be updated by Audix Technology Corp. personnel. Any changes will be noted in the Document History section of the report.

Audix Technology Corp.
No. 53-11, Dingfu, Linkou, Dist.,
New Taipei City244, Taiwan

Tel: +886 2 26099301
Fax: +886 2 26099303

Mode	802.11n-HT20	Frequency	TX 2412MHz

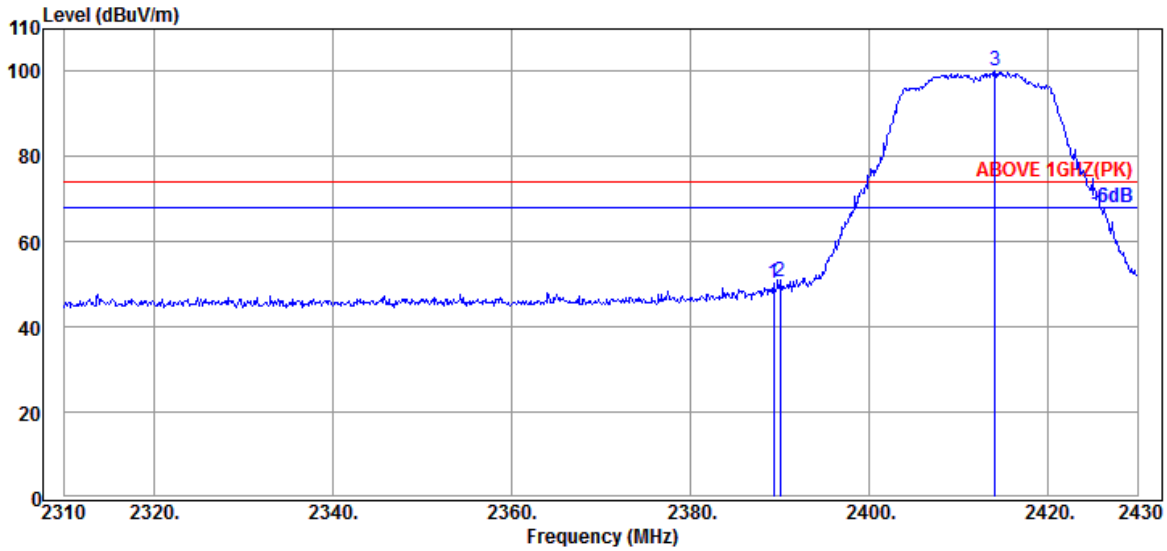

Antenna at Horizontal Polarization

	Emission Frequency (MHz)	Antenna Factor (dB/m)	Cable Loss (dB)	Preamp Gain (dB)	Read Level (dBµV)	Emission Level (dBµV/m)	Limits (dBµV/m)	Margin (dB)	Detector
	2389.320	28.27	5.70	39.91	56.27	50.33	74.00	23.67	Peak
	2390.040	28.27	5.70	39.91	56.48	50.54	74.00	23.46	Peak
@	2414.040	28.39	5.73	39.91	105.79	100.00	---	---	Peak

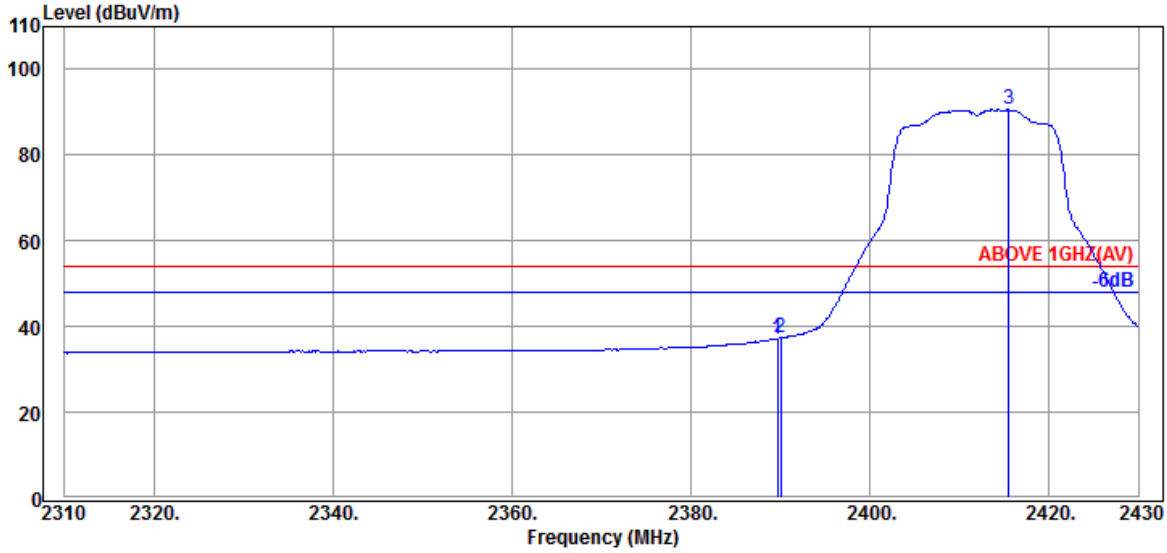

Antenna at Horizontal Polarization

	Emission Frequency (MHz)	Antenna Factor (dB/m)	Cable Loss (dB)	Preamp Gain (dB)	Read Level (dBµV)	Emission Level (dBµV/m)	Limits (dBµV/m)	Margin (dB)	Detector
	2389.680	28.27	5.70	39.91	43.13	37.19	54.00	16.81	Average
	2390.040	28.27	5.70	39.91	43.27	37.33	54.00	16.67	Average
@	2415.480	28.39	5.73	39.91	96.42	90.63	---	---	Average

Remark: The "@" means fundamental frequency, it is ignored in this section.

This test report may be reproduced in full only. The document may only be updated by Audix Technology Corp. personnel. Any changes will be noted in the Document History section of the report.

Audix Technology Corp.
No. 53-11, Dingfu, Linkou, Dist.,
New Taipei City244, Taiwan
Tel: +886 2 26099301
Fax: +886 2 26099303

Mode	802.11n-HT20	Frequency	TX 2412MHz

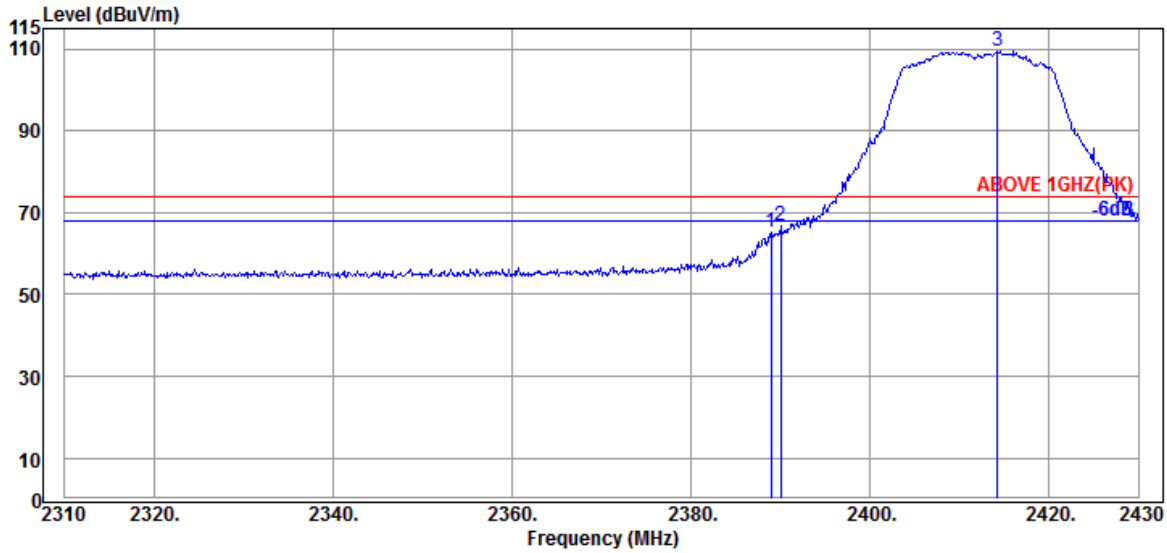

Antenna at Vertical Polarization

	Emission Frequency (MHz)	Antenna Factor (dB/m)	Cable Loss (dB)	Preamp Gain (dB)	Read Level (dBμV)	Emission Level (dBμV/m)	Limits (dBμV/m)	Margin (dB)	Detector
	2388.960	28.27	5.70	39.91	71.08	65.14	74.00	8.86	Peak
	2390.040	28.27	5.70	39.91	72.80	66.86	74.00	7.14	Peak
@	2414.280	28.39	5.73	39.91	115.22	109.43	---	---	Peak

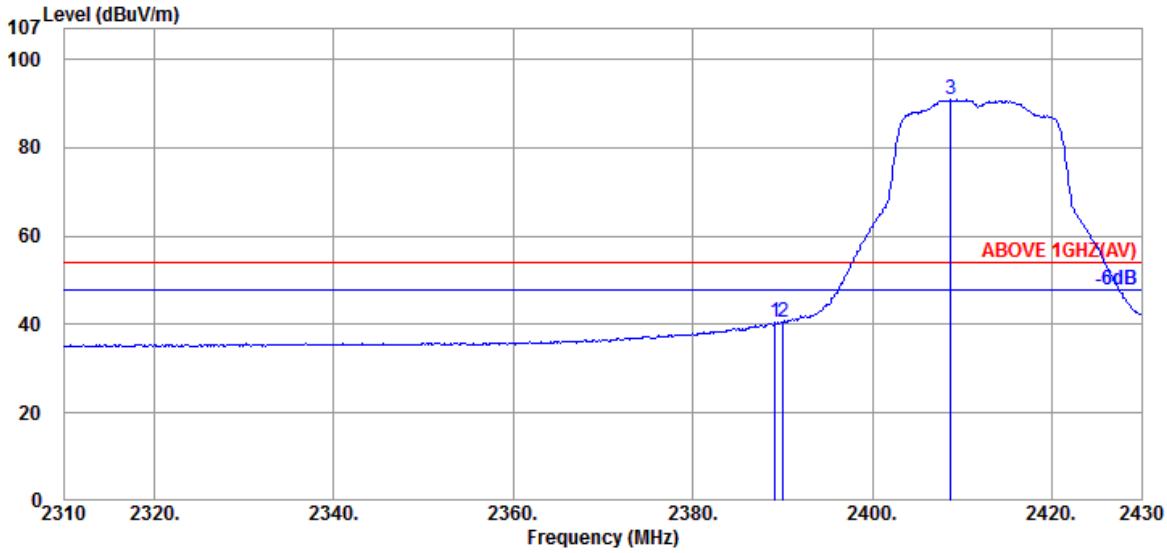

Antenna at Vertical Polarization

	Emission Frequency (MHz)	Antenna Factor (dB/m)	Cable Loss (dB)	Preamp Gain (dB)	Read Level (dBμV)	Emission Level (dBμV/m)	Limits (dBμV/m)	Margin (dB)	Detector
	2389.680	28.27	5.70	39.91	52.47	46.53	54.00	7.47	Average
	2390.040	28.27	5.70	39.91	52.98	47.04	54.00	6.96	Average
@	2409.000	28.34	5.73	39.91	105.26	99.42	---	---	Average

Remark: The "@" means fundamental frequency, it is ignored in this section.

This test report may be reproduced in full only. The document may only be updated by Audix Technology Corp. personnel. Any changes will be noted in the Document History section of the report.

Audix Technology Corp.
No. 53-11, Dingfu, Linkou, Dist.,
New Taipei City244, Taiwan
Tel: +886 2 26099301
Fax: +886 2 26099303

Mode	802.11n-HT20	Frequency	TX 2417MHz

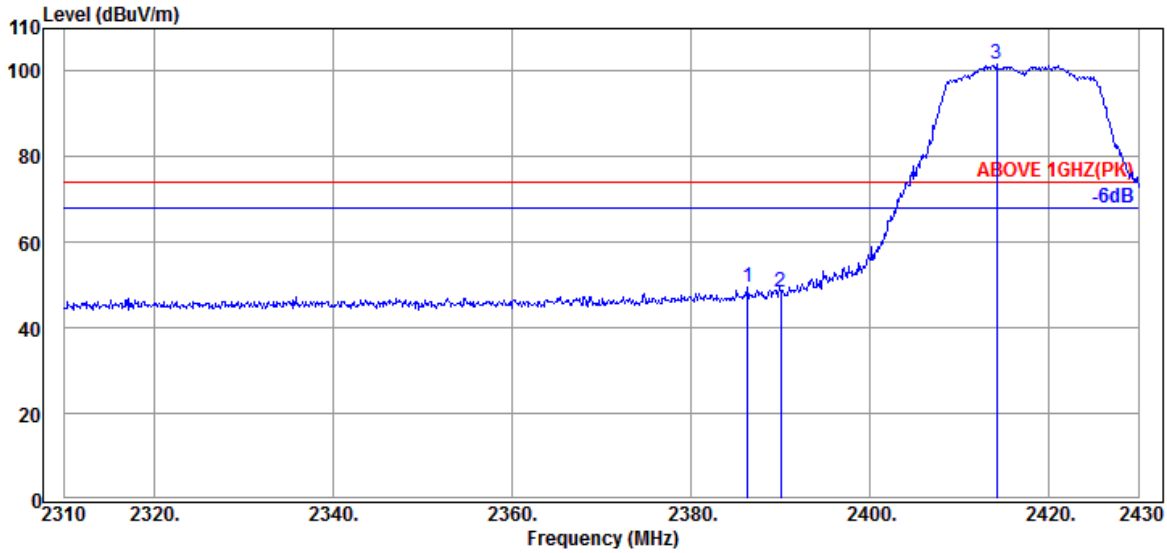

Antenna at Horizontal Polarization

	Emission Frequency (MHz)	Antenna Factor (dB/m)	Cable Loss (dB)	Preamp Gain (dB)	Read Level (dBμV)	Emission Level (dBμV/m)	Limits (dBμV/m)	Margin (dB)	Detector
	2386.320	28.27	5.70	39.91	55.39	49.45	74.00	24.55	Peak
	2390.040	28.27	5.70	39.91	54.15	48.21	74.00	25.79	Peak
@	2414.160	28.39	5.73	39.91	107.41	101.62	---	---	Peak

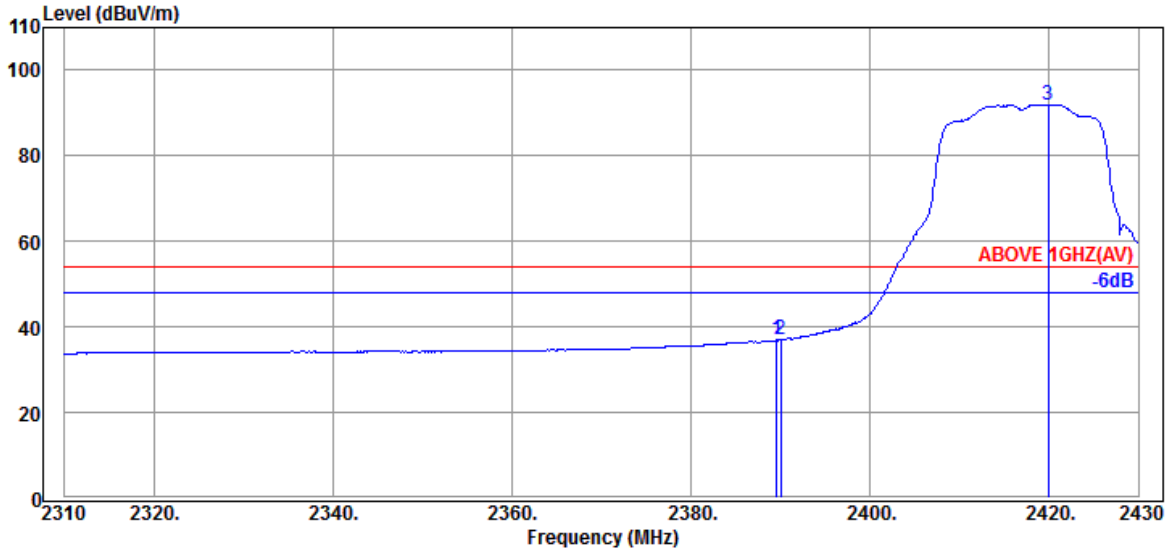

Antenna at Horizontal Polarization

	Emission Frequency (MHz)	Antenna Factor (dB/m)	Cable Loss (dB)	Preamp Gain (dB)	Read Level (dBμV)	Emission Level (dBμV/m)	Limits (dBμV/m)	Margin (dB)	Detector
	2389.560	28.27	5.70	39.91	42.80	36.86	54.00	17.14	Average
	2390.040	28.27	5.70	39.91	42.91	36.97	54.00	17.03	Average
@	2419.920	28.43	5.76	39.91	97.75	92.03	---	---	Average

Remark: The "@" means fundamental frequency, it is ignored in this section.

This test report may be reproduced in full only. The document may only be updated by Audix Technology Corp. personnel. Any changes will be noted in the Document History section of the report.

Audix Technology Corp.
No. 53-11, Dingfu, Linkou, Dist.,
New Taipei City244, Taiwan
Tel: +886 2 26099301
Fax: +886 2 26099303

Mode	802.11n-HT20	Frequency	TX 2417MHz

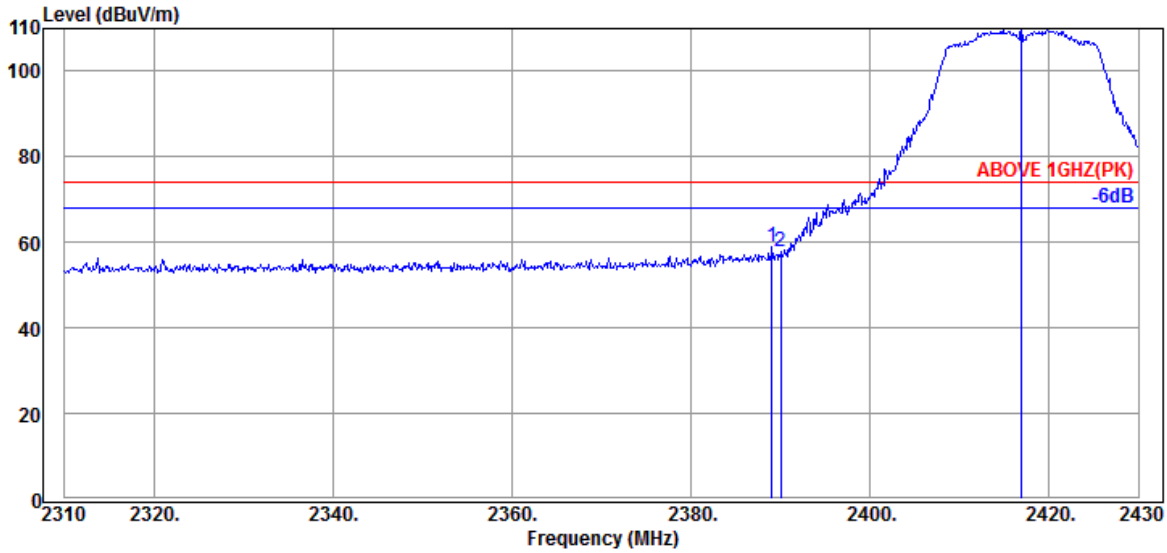

Antenna at Vertical Polarization

	Emission Frequency (MHz)	Antenna Factor (dB/m)	Cable Loss (dB)	Preamp Gain (dB)	Read Level (dBμV)	Emission Level (dBμV/m)	Limits (dBμV/m)	Margin (dB)	Detector
	2389.080	28.27	5.70	39.91	64.81	58.87	74.00	15.13	Peak
	2390.040	28.27	5.70	39.91	63.69	57.75	74.00	16.25	Peak
@	2416.920	28.39	5.73	39.91	115.42	109.63	---	---	Peak

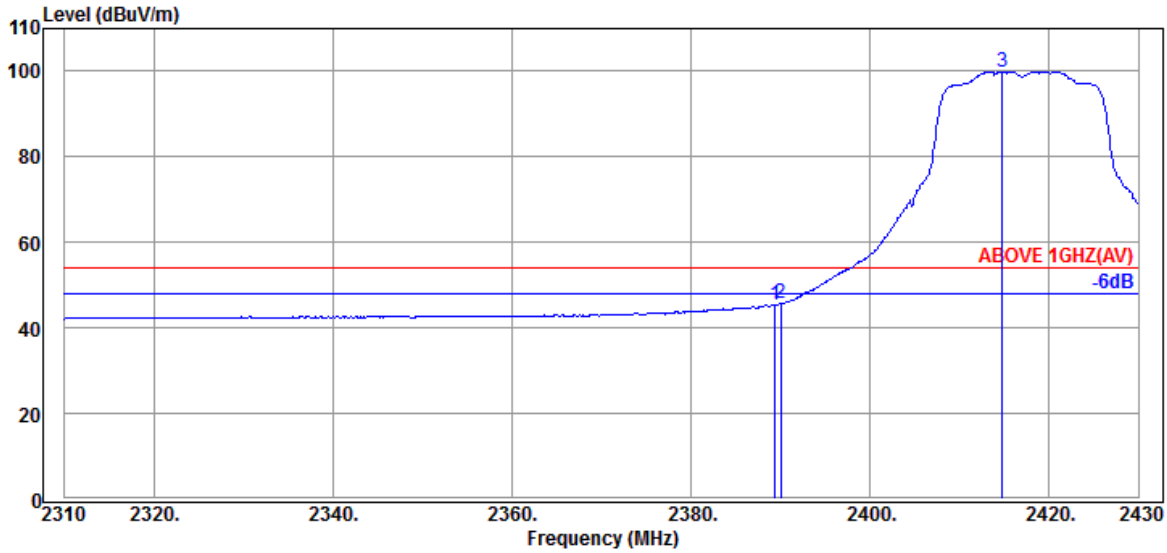

Antenna at Vertical Polarization

	Emission Frequency (MHz)	Antenna Factor (dB/m)	Cable Loss (dB)	Preamp Gain (dB)	Read Level (dBμV)	Emission Level (dBμV/m)	Limits (dBμV/m)	Margin (dB)	Detector
	2389.440	28.27	5.70	39.91	51.39	45.45	54.00	8.55	Average
	2390.040	28.27	5.70	39.91	51.60	45.66	54.00	8.34	Average
@	2414.760	28.39	5.73	39.91	105.68	99.89	---	---	Average

Remark: The "@" means fundamental frequency, it is ignored in this section.

This test report may be reproduced in full only. The document may only be updated by Audix Technology Corp. personnel. Any changes will be noted in the Document History section of the report.

Audix Technology Corp.
No. 53-11, Dingfu, Linkou, Dist.,
New Taipei City244, Taiwan
Tel: +886 2 26099301
Fax: +886 2 26099303

Mode	802.11n-HT20	Frequency	TX 2457MHz

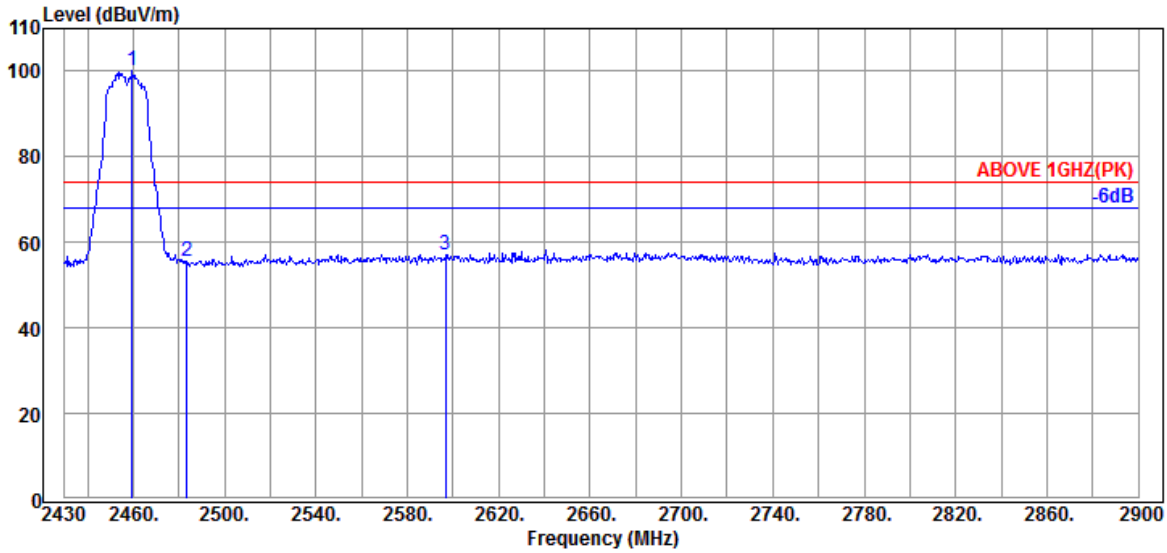

Antenna at Horizontal Polarization

Emission Frequency (MHz)	Antenna Factor (dB/m)	Cable Loss (dB)	Preamp Gain (dB)	Read Level (dBμV)	Emission Level (dBμV/m)	Limits (dBμV/m)	Margin (dB)	Detector
@ 2459.610	28.60	5.81	39.91	105.56	100.06	---	---	Peak
2483.580	28.60	5.83	39.91	60.89	55.41	74.00	18.59	Peak
2596.850	29.04	5.99	39.93	62.13	57.23	74.00	16.77	Peak

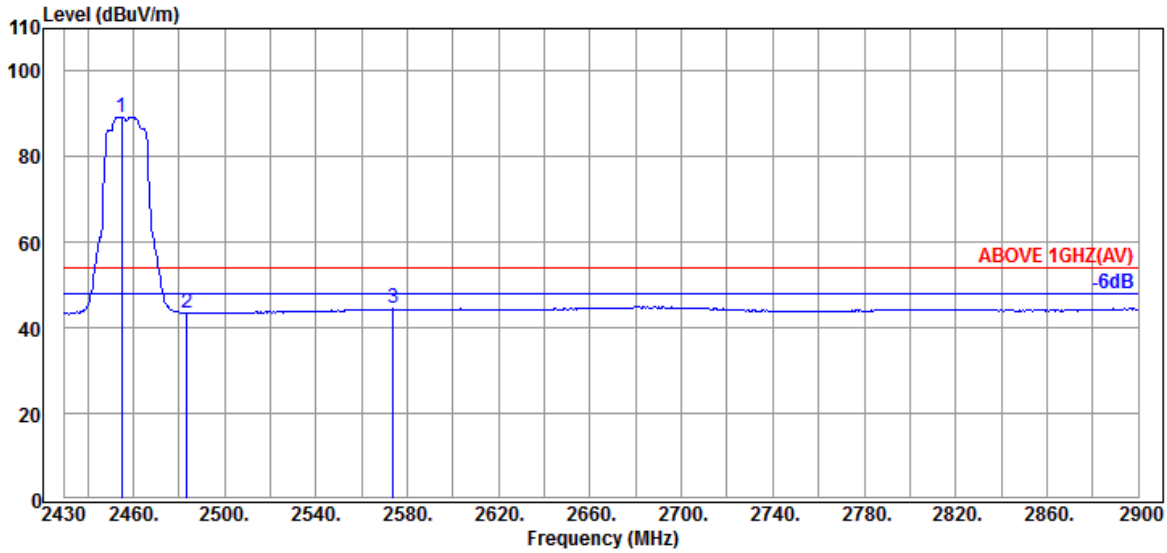

Antenna at Horizontal Polarization

Emission Frequency (MHz)	Antenna Factor (dB/m)	Cable Loss (dB)	Preamp Gain (dB)	Read Level (dBμV)	Emission Level (dBμV/m)	Limits (dBμV/m)	Margin (dB)	Detector
@ 2454.910	28.60	5.81	39.91	94.83	89.33	---	---	Average
2483.580	28.60	5.83	39.91	49.01	43.53	54.00	10.47	Average
2573.820	28.87	5.97	39.93	49.51	44.42	54.00	9.58	Average

Remark: The "@" means fundamental frequency, it is ignored in this section.

This test report may be reproduced in full only. The document may only be updated by Audix Technology Corp. personnel. Any changes will be noted in the Document History section of the report.

Audix Technology Corp.
No. 53-11, Dingfu, Linkou, Dist.,
New Taipei City244, Taiwan

Tel: +886 2 26099301
Fax: +886 2 26099303

Mode	802.11n-HT20	Frequency	TX 2457MHz

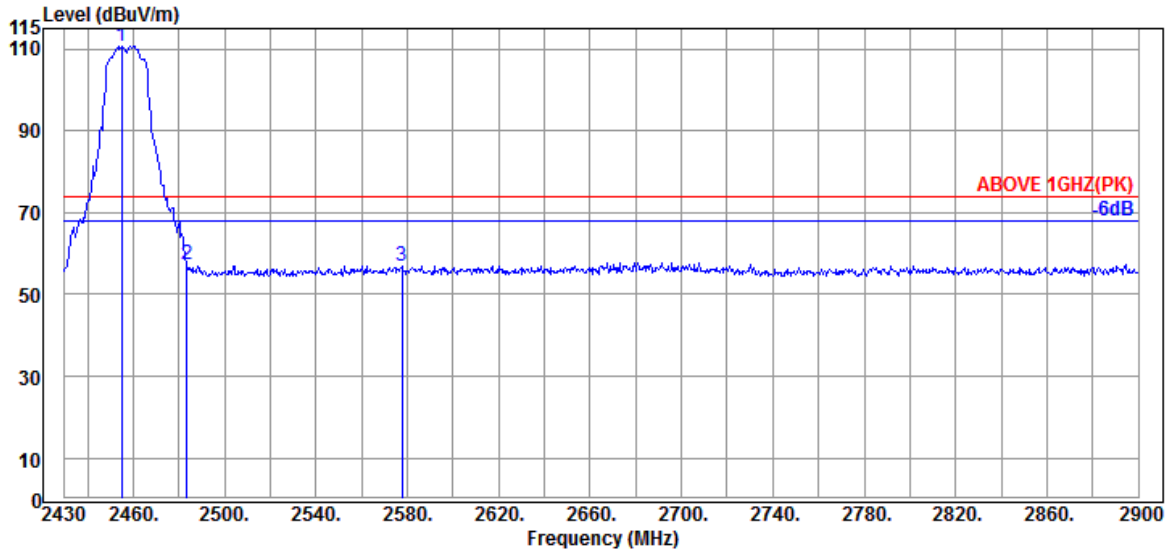

Antenna at Vertical Polarization

Emission Frequency (MHz)	Antenna Factor (dB/m)	Cable Loss (dB)	Preamp Gain (dB)	Read Level (dBμV)	Emission Level (dBμV/m)	Limits (dBμV/m)	Margin (dB)	Detector
@ 2454.910	28.60	5.81	39.91	116.14	110.64	---	---	Peak
2483.580	28.60	5.83	39.91	62.69	57.21	74.00	16.79	Peak
2577.580	28.93	5.97	39.93	62.03	57.00	74.00	17.00	Peak

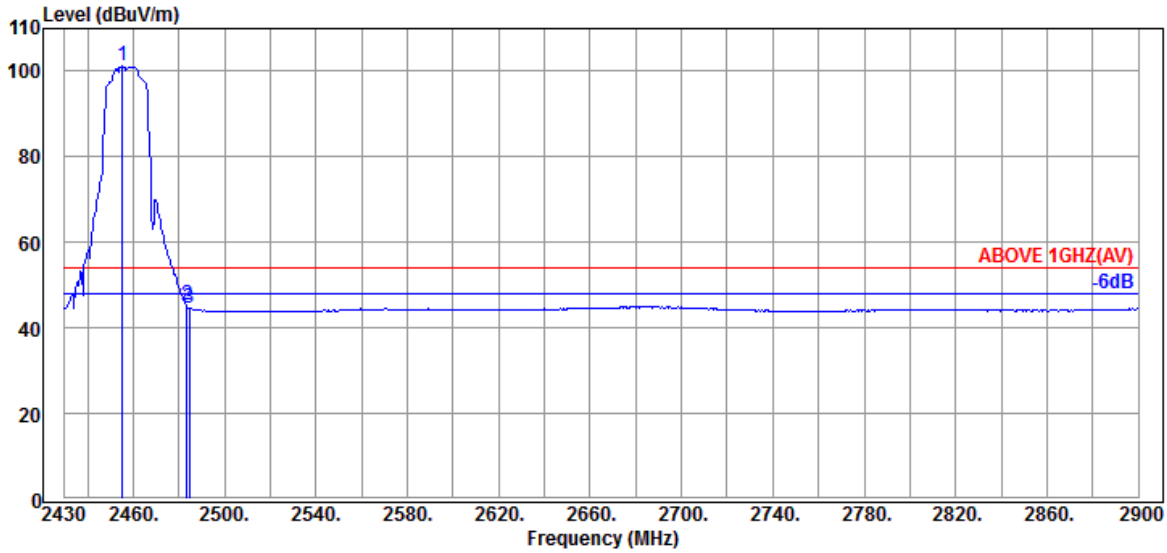

Antenna at Vertical Polarization

Emission Frequency (MHz)	Antenna Factor (dB/m)	Cable Loss (dB)	Preamp Gain (dB)	Read Level (dBμV)	Emission Level (dBμV/m)	Limits (dBμV/m)	Margin (dB)	Detector
@ 2455.380	28.60	5.81	39.91	106.64	101.14	---	---	Average
2483.580	28.60	5.83	39.91	50.66	45.18	54.00	8.82	Average
2484.520	28.60	5.83	39.91	50.17	44.69	54.00	9.31	Average

Remark: The "@" means fundamental frequency, it is ignored in this section.

This test report may be reproduced in full only. The document may only be updated by Audix Technology Corp. personnel. Any changes will be noted in the Document History section of the report.

Audix Technology Corp.
No. 53-11, Dingfu, Linkou, Dist.,
New Taipei City244, Taiwan

Tel: +886 2 26099301
Fax: +886 2 26099303

Mode	802.11n-HT20	Frequency	TX 2462MHz

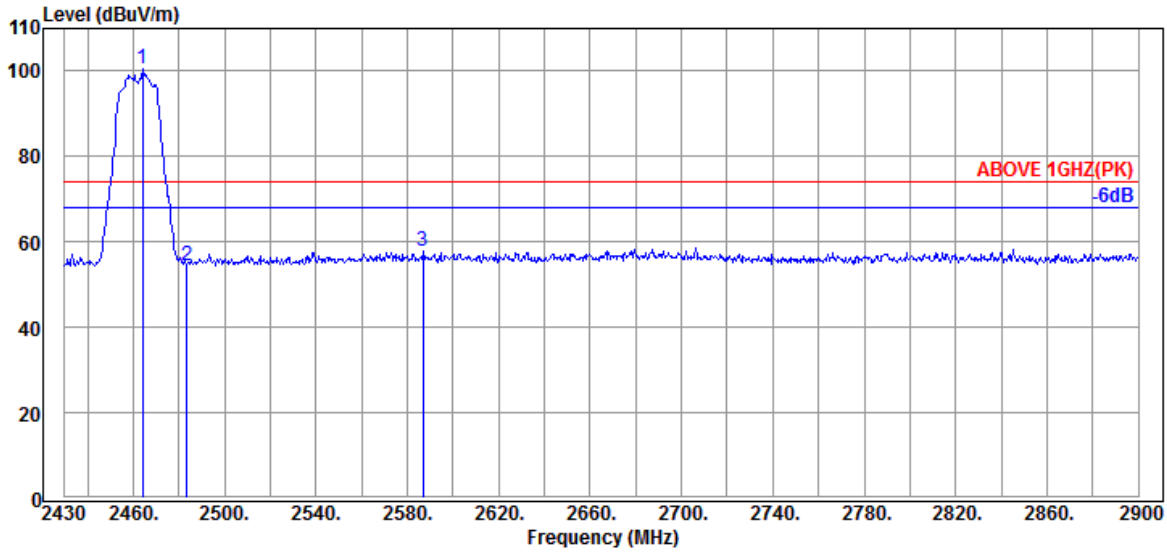

Antenna at Horizontal Polarization

Emission Frequency (MHz)	Antenna Factor (dB/m)	Cable Loss (dB)	Preamp Gain (dB)	Read Level (dBμV)	Emission Level (dBμV/m)	Limits (dBμV/m)	Margin (dB)	Detector
@ 2464.310	28.60	5.81	39.91	106.03	100.53	---	---	Peak
2483.580	28.60	5.83	39.91	59.82	54.34	74.00	19.66	Peak
2586.980	28.99	5.97	39.93	62.62	57.65	74.00	16.35	Peak

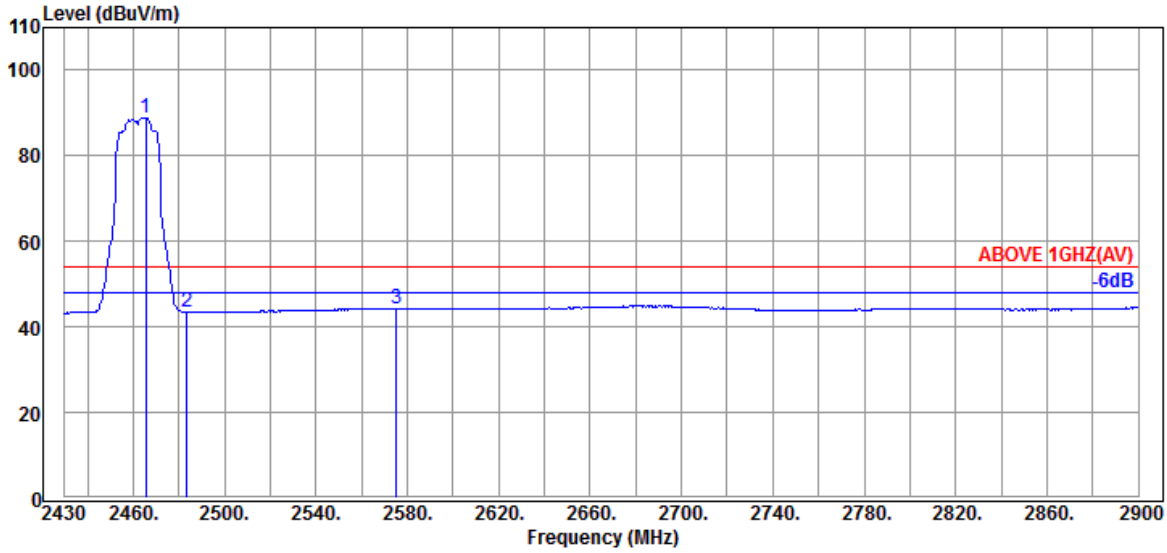

Antenna at Horizontal Polarization

Emission Frequency (MHz)	Antenna Factor (dB/m)	Cable Loss (dB)	Preamp Gain (dB)	Read Level (dBμV)	Emission Level (dBμV/m)	Limits (dBμV/m)	Margin (dB)	Detector
@ 2465.720	28.60	5.81	39.91	94.33	88.83	---	---	Average
2483.580	28.60	5.83	39.91	48.88	43.40	54.00	10.60	Average
2575.230	28.87	5.97	39.93	49.48	44.39	54.00	9.61	Average

Remark: The "@" means fundamental frequency, it is ignored in this section.

This test report may be reproduced in full only. The document may only be updated by Audix Technology Corp. personnel. Any changes will be noted in the Document History section of the report.

Audix Technology Corp.
No. 53-11, Dingfu, Linkou, Dist.,
New Taipei City244, Taiwan
Tel: +886 2 26099301
Fax: +886 2 26099303

Mode	802.11n-HT20	Frequency	TX 2462MHz

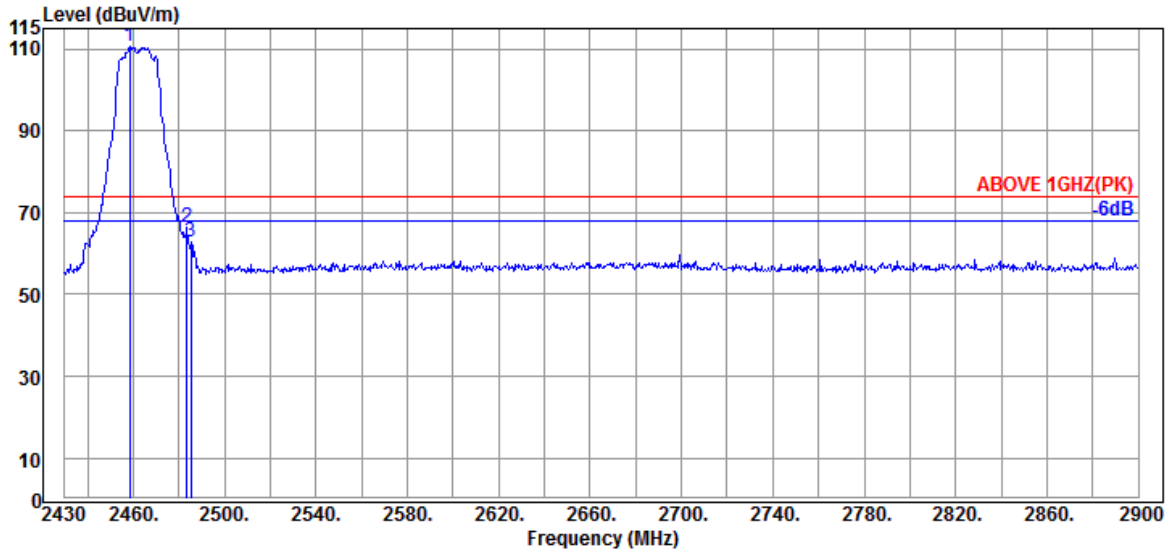

Antenna at Vertical Polarization

Emission Frequency (MHz)	Antenna Factor (dB/m)	Cable Loss (dB)	Preamp Gain (dB)	Read Level (dBμV)	Emission Level (dBμV/m)	Limits (dBμV/m)	Margin (dB)	Detector
@ 2458.670	28.60	5.81	39.91	116.03	110.53	---	---	Peak
2483.580	28.60	5.83	39.91	71.79	66.31	74.00	7.69	Peak
2485.460	28.60	5.83	39.91	68.50	63.02	74.00	10.98	Peak

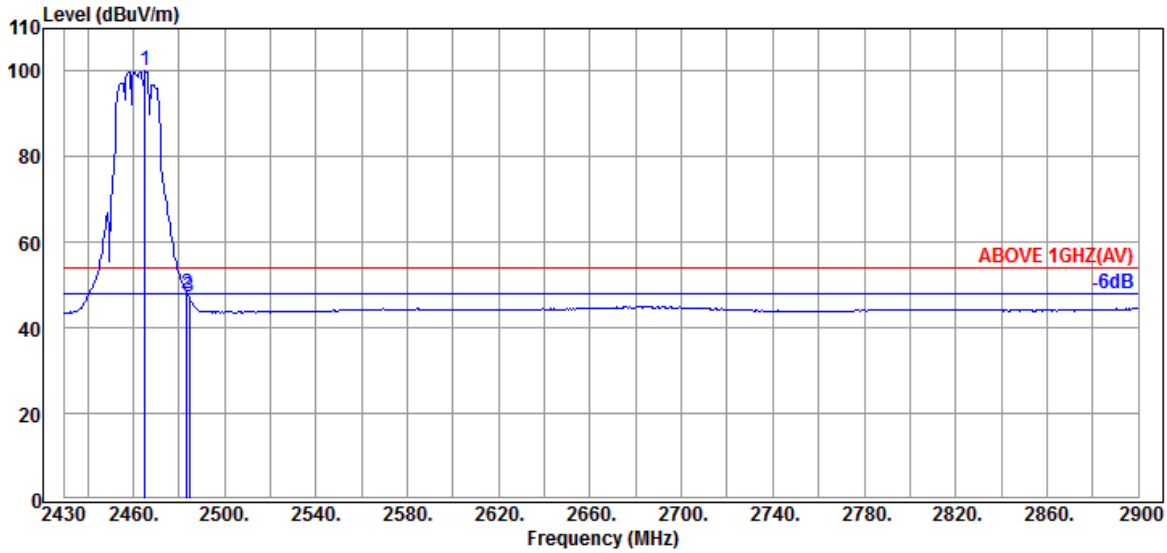

Antenna at Vertical Polarization

Emission Frequency (MHz)	Antenna Factor (dB/m)	Cable Loss (dB)	Preamp Gain (dB)	Read Level (dBμV)	Emission Level (dBμV/m)	Limits (dBμV/m)	Margin (dB)	Detector
@ 2465.250	28.60	5.81	39.91	105.57	100.07	---	---	Average
2483.580	28.60	5.83	39.91	53.63	48.15	54.00	5.85	Average
2484.520	28.60	5.83	39.91	52.60	47.12	54.00	6.88	Average

Remark: The "@" means fundamental frequency, it is ignored in this section.

This test report may be reproduced in full only. The document may only be updated by Audix Technology Corp. personnel. Any changes will be noted in the Document History section of the report.

Audix Technology Corp.
No. 53-11, Dingfu, Linkou, Dist.,
New Taipei City244, Taiwan
Tel: +886 2 26099301
Fax: +886 2 26099303

Mode	802.11n-HT20	Frequency	TX 2467MHz

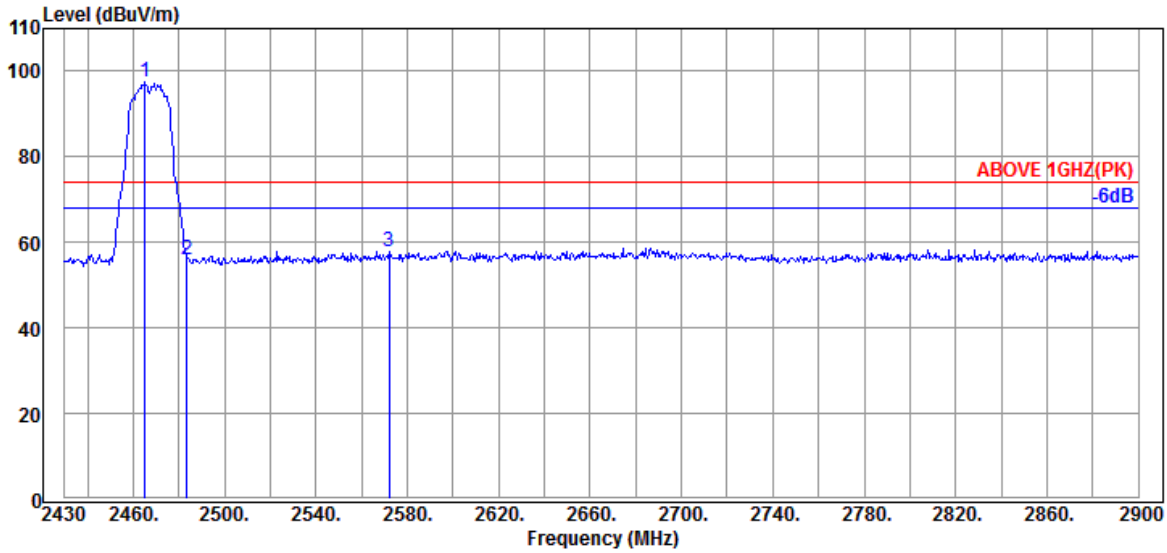

Antenna at Horizontal Polarization

Emission Frequency (MHz)	Antenna Factor (dB/m)	Cable Loss (dB)	Preamp Gain (dB)	Read Level (dBµV)	Emission Level (dBµV/m)	Limits (dBµV/m)	Margin (dB)	Detector
@ 2465.250	28.60	5.81	39.91	102.87	97.37	---	---	Peak
2483.580	28.60	5.83	39.91	61.57	56.09	74.00	17.91	Peak
2571.940	28.87	5.94	39.93	63.03	57.91	74.00	16.09	Peak

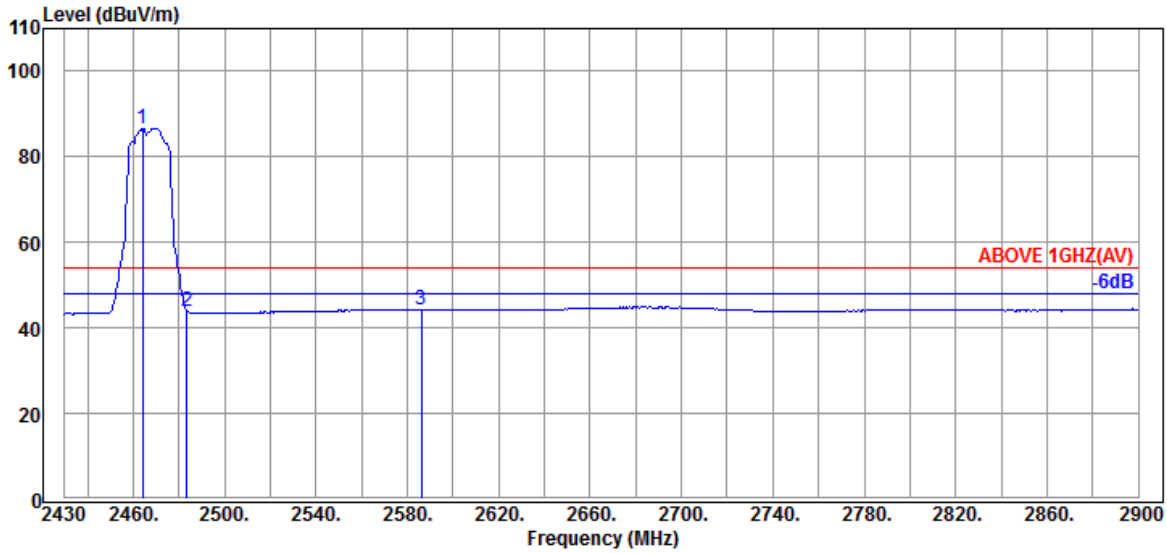

Antenna at Horizontal Polarization

Emission Frequency (MHz)	Antenna Factor (dB/m)	Cable Loss (dB)	Preamp Gain (dB)	Read Level (dBµV)	Emission Level (dBµV/m)	Limits (dBµV/m)	Margin (dB)	Detector
@ 2464.310	28.60	5.81	39.91	92.16	86.66	---	---	Average
2483.580	28.60	5.83	39.91	49.44	43.96	54.00	10.04	Average
2586.040	28.99	5.97	39.93	49.37	44.40	54.00	9.60	Average

Remark: The "@" means fundamental frequency, it is ignored in this section.

This test report may be reproduced in full only. The document may only be updated by Audix Technology Corp. personnel. Any changes will be noted in the Document History section of the report.

Audix Technology Corp.
No. 53-11, Dingfu, Linkou, Dist.,
New Taipei City244, Taiwan
Tel: +886 2 26099301
Fax: +886 2 26099303

Mode	802.11n-HT20	Frequency	TX 2467MHz

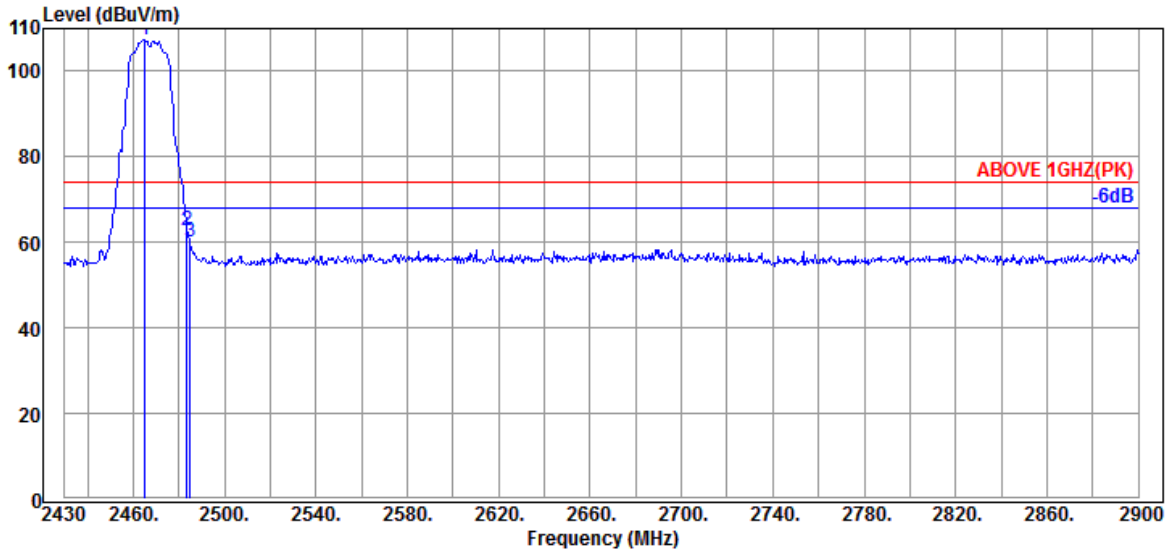

Antenna at Vertical Polarization

Emission Frequency (MHz)	Antenna Factor (dB/m)	Cable Loss (dB)	Preamp Gain (dB)	Read Level (dBµV)	Emission Level (dBµV/m)	Limits (dBµV/m)	Margin (dB)	Detector
@ 2465.250	28.60	5.81	39.91	112.90	107.40	---	---	Peak
2483.580	28.60	5.83	39.91	68.34	62.86	74.00	11.14	Peak
2484.990	28.60	5.83	39.91	65.68	60.20	74.00	13.80	Peak

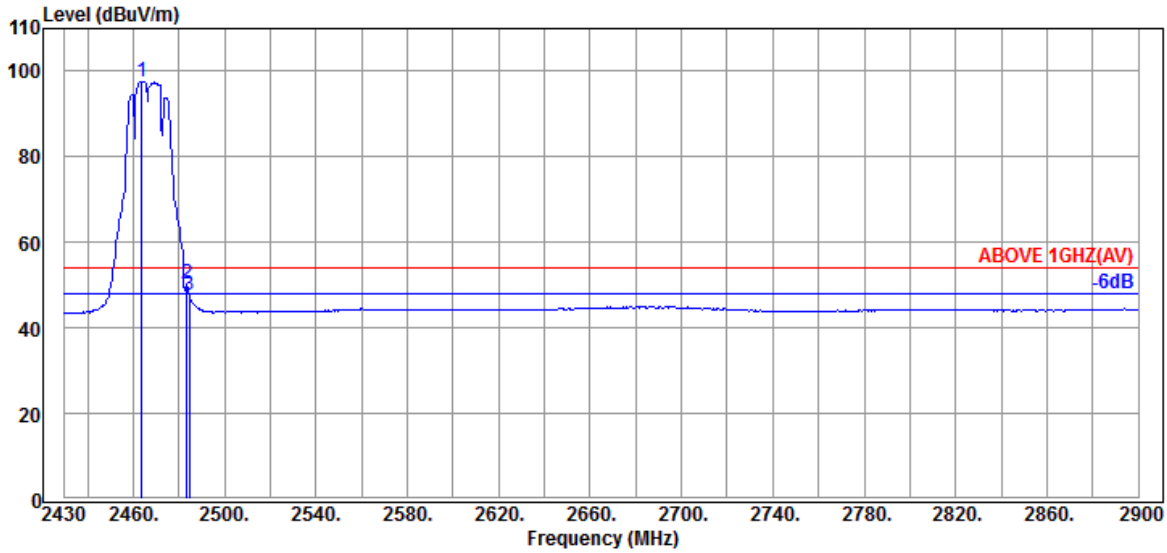

Antenna at Vertical Polarization

Emission Frequency (MHz)	Antenna Factor (dB/m)	Cable Loss (dB)	Preamp Gain (dB)	Read Level (dBµV)	Emission Level (dBµV/m)	Limits (dBµV/m)	Margin (dB)	Detector
@ 2463.840	28.60	5.81	39.91	102.99	97.49	---	---	Average
2483.580	28.60	5.83	39.91	55.81	50.33	54.00	3.67	Average
2484.520	28.60	5.83	39.91	53.20	47.72	54.00	6.28	Average

Remark: The "@" means fundamental frequency, it is ignored in this section.

This test report may be reproduced in full only. The document may only be updated by Audix Technology Corp. personnel. Any changes will be noted in the Document History section of the report.

Audix Technology Corp.
No. 53-11, Dingfu, Linkou, Dist.,
New Taipei City244, Taiwan
Tel: +886 2 26099301
Fax: +886 2 26099303

Mode	802.11n-HT20	Frequency	TX 2472MHz

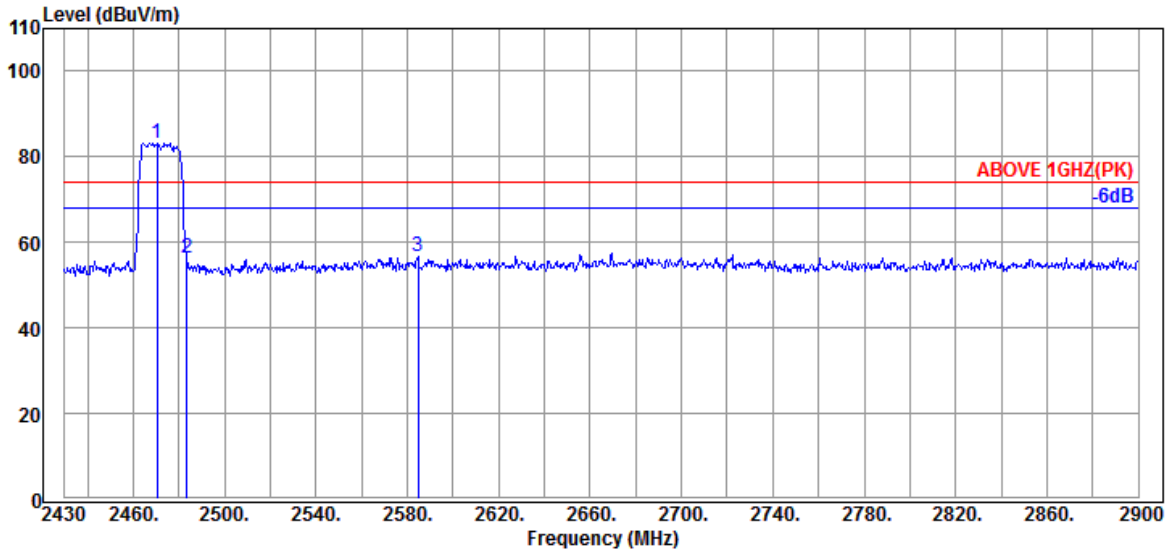

Antenna at Horizontal Polarization

Emission Frequency (MHz)	Antenna Factor (dB/m)	Cable Loss (dB)	Preamp Gain (dB)	Read Level (dBμV)	Emission Level (dBμV/m)	Limits (dBμV/m)	Margin (dB)	Detector
@ 2470.420	28.60	5.81	39.91	88.67	83.17	---	---	Peak
2483.580	28.60	5.83	39.91	61.94	56.46	74.00	17.54	Peak
2584.630	28.99	5.97	39.93	61.78	56.81	74.00	17.19	Peak

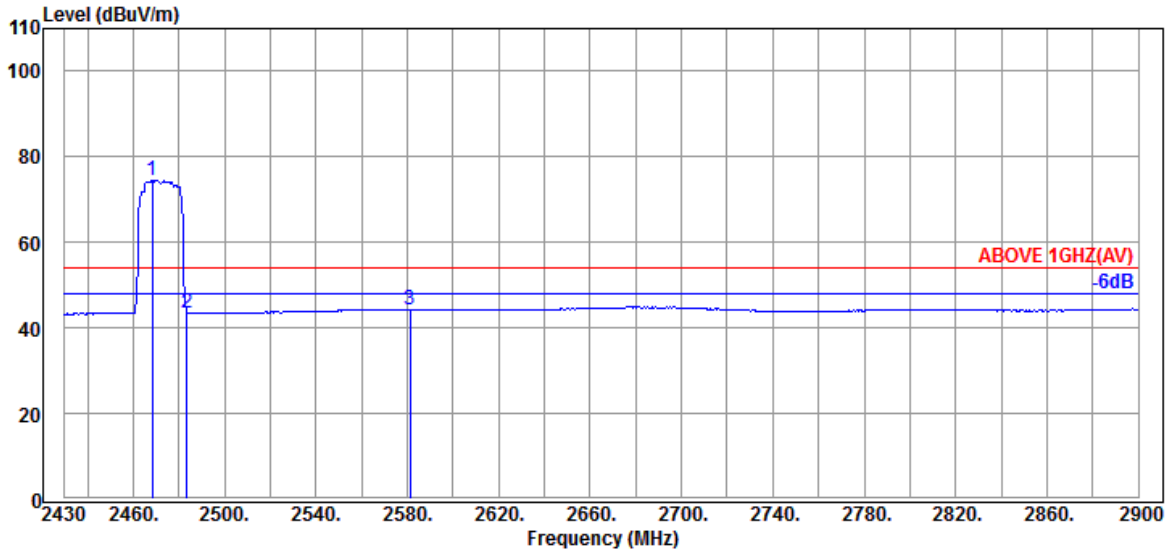

Antenna at Horizontal Polarization

Emission Frequency (MHz)	Antenna Factor (dB/m)	Cable Loss (dB)	Preamp Gain (dB)	Read Level (dBμV)	Emission Level (dBμV/m)	Limits (dBμV/m)	Margin (dB)	Detector
@ 2468.540	28.60	5.81	39.91	80.03	74.53	---	---	Average
2483.580	28.60	5.83	39.91	49.09	43.61	54.00	10.39	Average
2581.340	28.93	5.97	39.93	49.44	44.41	54.00	9.59	Average

Remark: The "@" means fundamental frequency, it is ignored in this section.

This test report may be reproduced in full only. The document may only be updated by Audix Technology Corp. personnel. Any changes will be noted in the Document History section of the report.

Audix Technology Corp.
No. 53-11, Dingfu, Linkou, Dist.,
New Taipei City244, Taiwan

Tel: +886 2 26099301
Fax: +886 2 26099303

Mode	802.11n-HT20	Frequency	TX 2472MHz

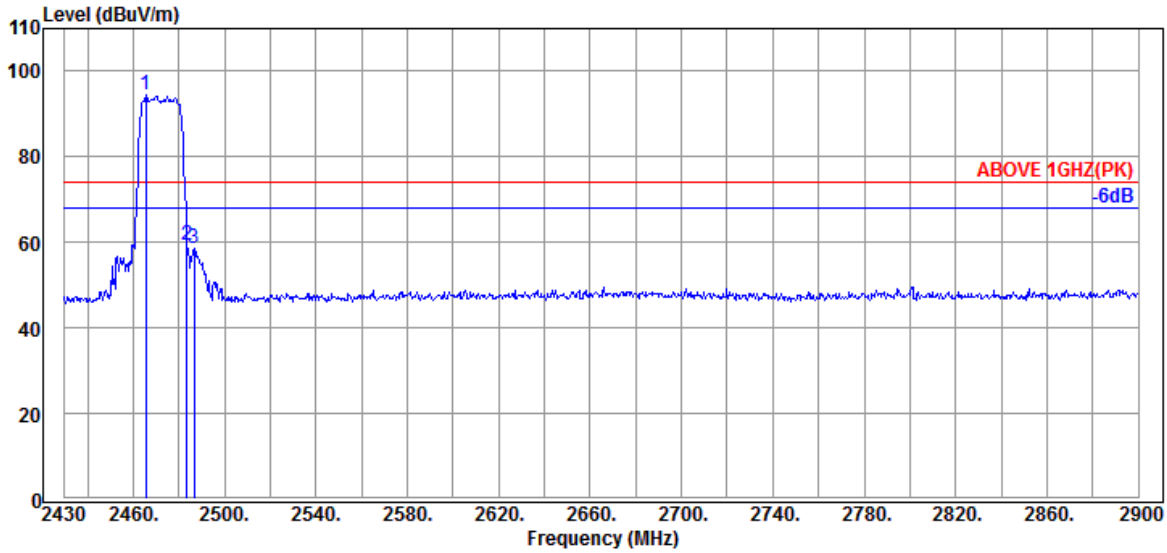

Antenna at Vertical Polarization

Emission Frequency (MHz)	Antenna Factor (dB/m)	Cable Loss (dB)	Preamp Gain (dB)	Read Level (dBμV)	Emission Level (dBμV/m)	Limits (dBμV/m)	Margin (dB)	Detector
@ 2465.720	28.60	5.81	39.91	100.05	94.55	---	---	Peak
2483.580	28.60	5.83	39.91	64.68	59.20	74.00	14.80	Peak
2486.870	28.60	5.83	39.91	63.96	58.48	74.00	15.52	Peak

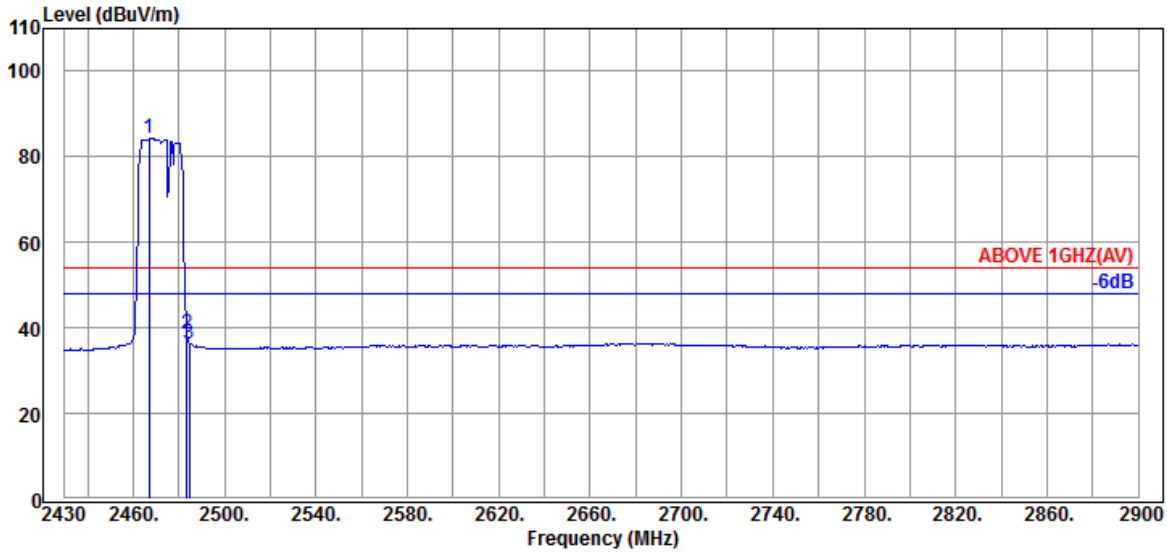

Antenna at Vertical Polarization

Emission Frequency (MHz)	Antenna Factor (dB/m)	Cable Loss (dB)	Preamp Gain (dB)	Read Level (dBμV)	Emission Level (dBμV/m)	Limits (dBμV/m)	Margin (dB)	Detector
@ 2467.130	28.60	5.81	39.91	89.64	84.14	---	---	Average
2483.580	28.60	5.83	39.91	43.96	38.48	54.00	15.52	Average
2484.520	28.60	5.83	39.91	41.90	36.42	54.00	17.58	Average

Remark: The "@" means fundamental frequency, it is ignored in this section.

This test report may be reproduced in full only. The document may only be updated by Audix Technology Corp. personnel. Any changes will be noted in the Document History section of the report.

Audix Technology Corp.
No. 53-11, Dingfu, Linkou, Dist.,
New Taipei City244, Taiwan
Tel: +886 2 26099301
Fax: +886 2 26099303

Mode	802.11n-HT40	Frequency	TX 2422MHz

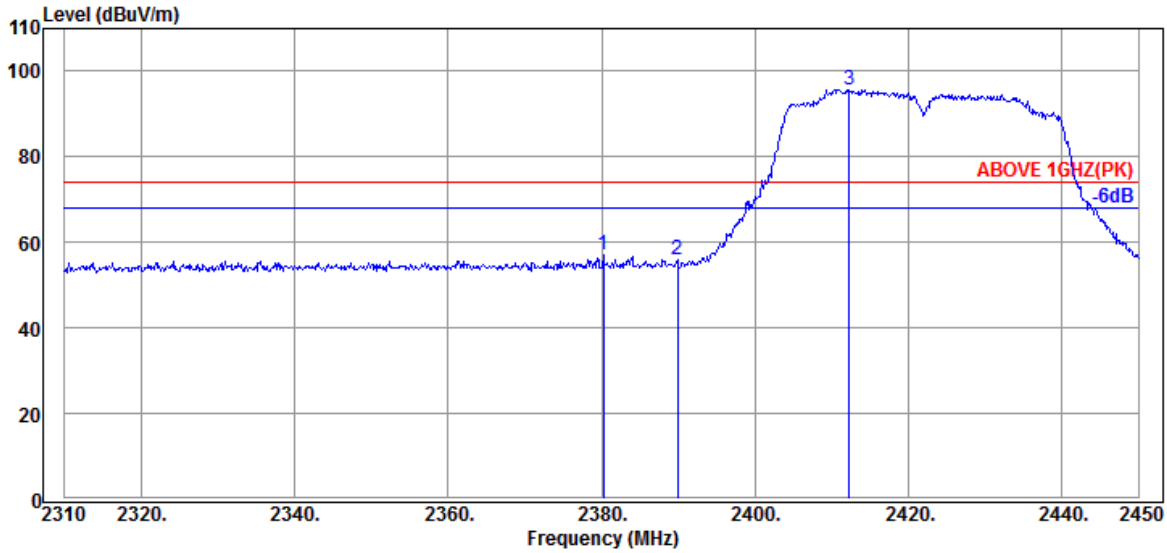

Antenna at Horizontal Polarization

	Emission Frequency (MHz)	Antenna Factor (dB/m)	Cable Loss (dB)	Preamp Gain (dB)	Read Level (dBμV)	Emission Level (dBμV/m)	Limits (dBμV/m)	Margin (dB)	Detector
	2380.280	28.26	5.68	39.91	63.03	57.06	74.00	16.94	Peak
	2389.940	28.27	5.70	39.91	61.89	55.95	74.00	18.05	Peak
@	2412.340	28.39	5.73	39.91	101.57	95.78	---	---	Peak

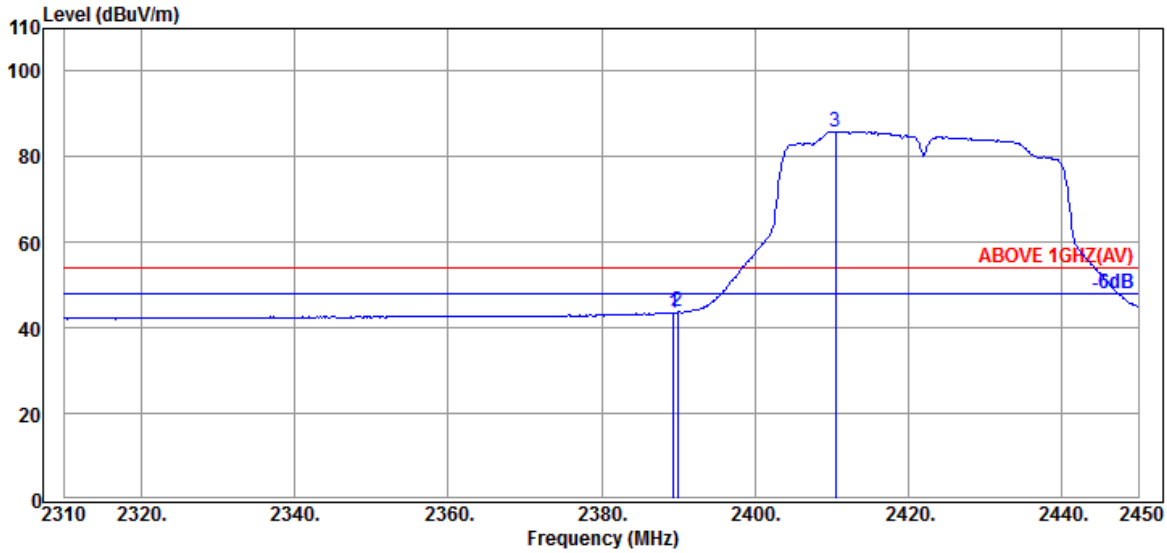

Antenna at Horizontal Polarization

	Emission Frequency (MHz)	Antenna Factor (dB/m)	Cable Loss (dB)	Preamp Gain (dB)	Read Level (dBμV)	Emission Level (dBμV/m)	Limits (dBμV/m)	Margin (dB)	Detector
	2389.380	28.27	5.70	39.91	49.51	43.57	54.00	10.43	Average
	2389.940	28.27	5.70	39.91	49.61	43.67	54.00	10.33	Average
@	2410.520	28.34	5.73	39.91	91.79	85.95	---	---	Average

Remark: The "@" means fundamental frequency, it is ignored in this section.

This test report may be reproduced in full only. The document may only be updated by Audix Technology Corp. personnel. Any changes will be noted in the Document History section of the report.

Audix Technology Corp.
No. 53-11, Dingfu, Linkou, Dist.,
New Taipei City244, Taiwan
Tel: +886 2 26099301
Fax: +886 2 26099303

Mode	802.11n-HT40	Frequency	TX 2422MHz

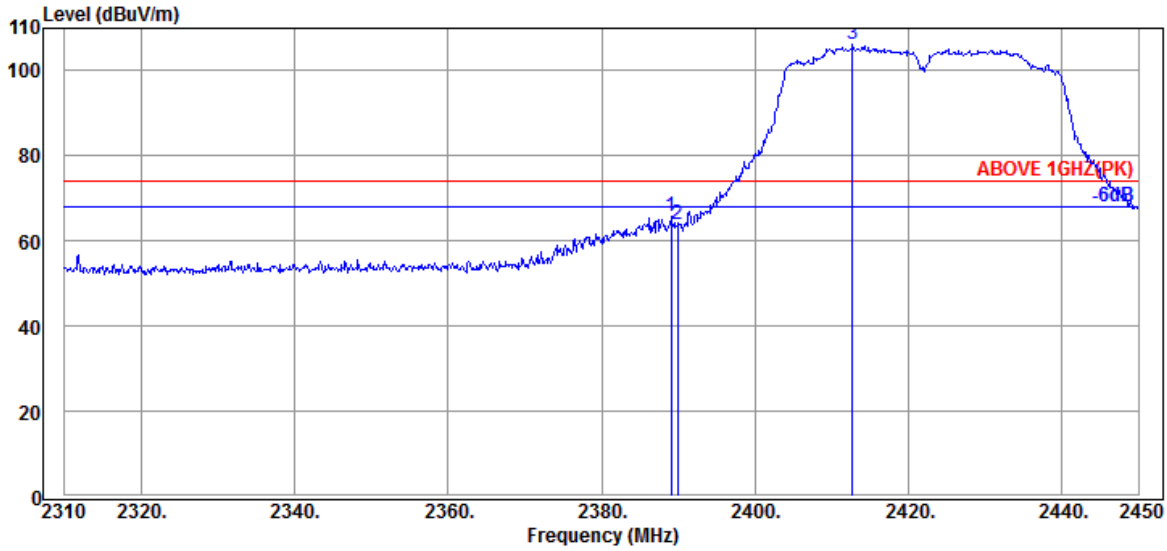

Antenna at Vertical Polarization

	Emission Frequency (MHz)	Antenna Factor (dB/m)	Cable Loss (dB)	Preamp Gain (dB)	Read Level (dBµV)	Emission Level (dBµV/m)	Limits (dBµV/m)	Margin (dB)	Detector
	2389.100	28.27	5.70	39.91	71.75	65.81	74.00	8.19	Peak
	2389.940	28.27	5.70	39.91	69.98	64.04	74.00	9.96	Peak
@	2412.760	28.39	5.73	39.91	111.88	106.09	---	---	Peak

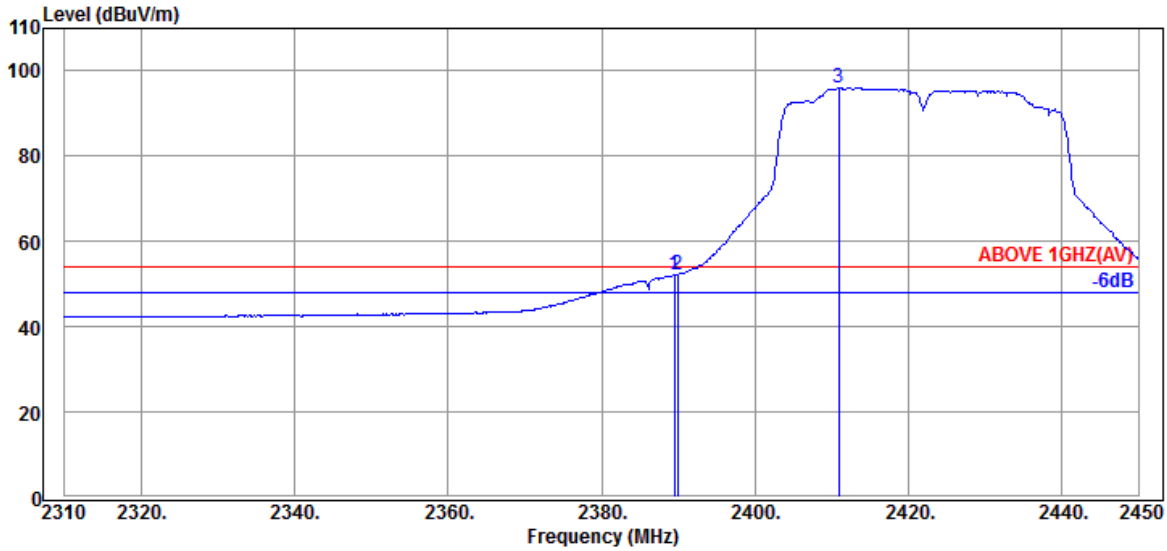

Antenna at Vertical Polarization

	Emission Frequency (MHz)	Antenna Factor (dB/m)	Cable Loss (dB)	Preamp Gain (dB)	Read Level (dBµV)	Emission Level (dBµV/m)	Limits (dBµV/m)	Margin (dB)	Detector
	2389.520	28.27	5.70	39.91	58.02	52.08	54.00	1.92	Average
	2389.940	28.27	5.70	39.91	58.16	52.22	54.00	1.78	Average
@	2410.940	28.34	5.73	39.91	101.82	95.98	---	---	Average

Remark: The "@" means fundamental frequency, it is ignored in this section.

This test report may be reproduced in full only. The document may only be updated by Audix Technology Corp. personnel. Any changes will be noted in the Document History section of the report.

Audix Technology Corp.
No. 53-11, Dingfu, Linkou, Dist.,
New Taipei City244, Taiwan
Tel: +886 2 26099301
Fax: +886 2 26099303

Mode	802.11n-HT40	Frequency	TX 2427MHz

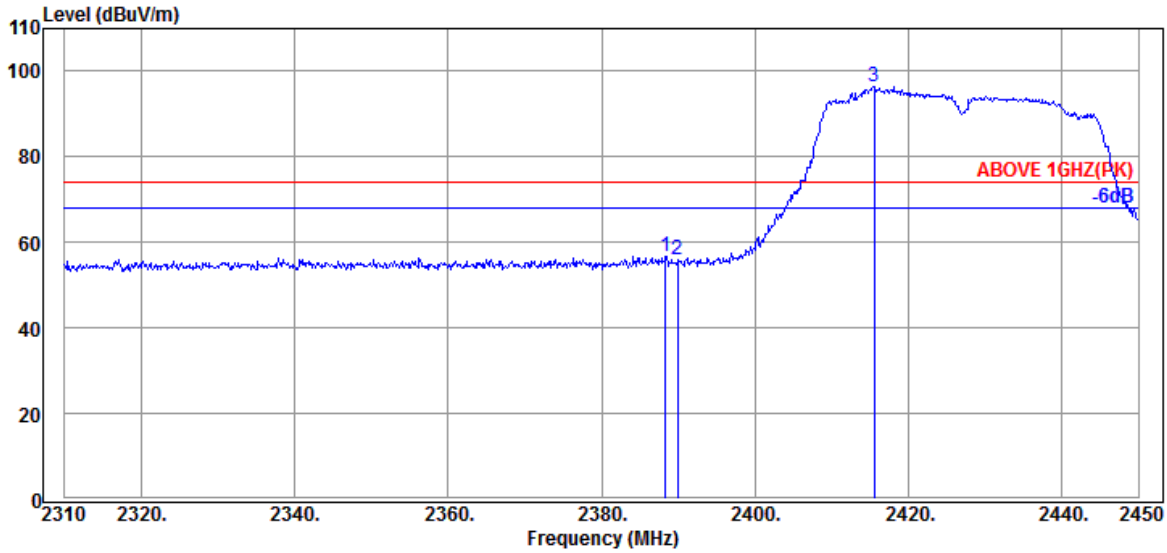

Antenna at Horizontal Polarization

Emission Frequency (MHz)	Antenna Factor (dB/m)	Cable Loss (dB)	Preamp Gain (dB)	Read Level (dBμV)	Emission Level (dBμV/m)	Limits (dBμV/m)	Margin (dB)	Detector
2388.400	28.27	5.70	39.91	62.71	56.77	74.00	17.23	Peak
2389.940	28.27	5.70	39.91	61.71	55.77	74.00	18.23	Peak
@ 2415.560	28.39	5.73	39.91	102.27	96.48	---	---	Peak

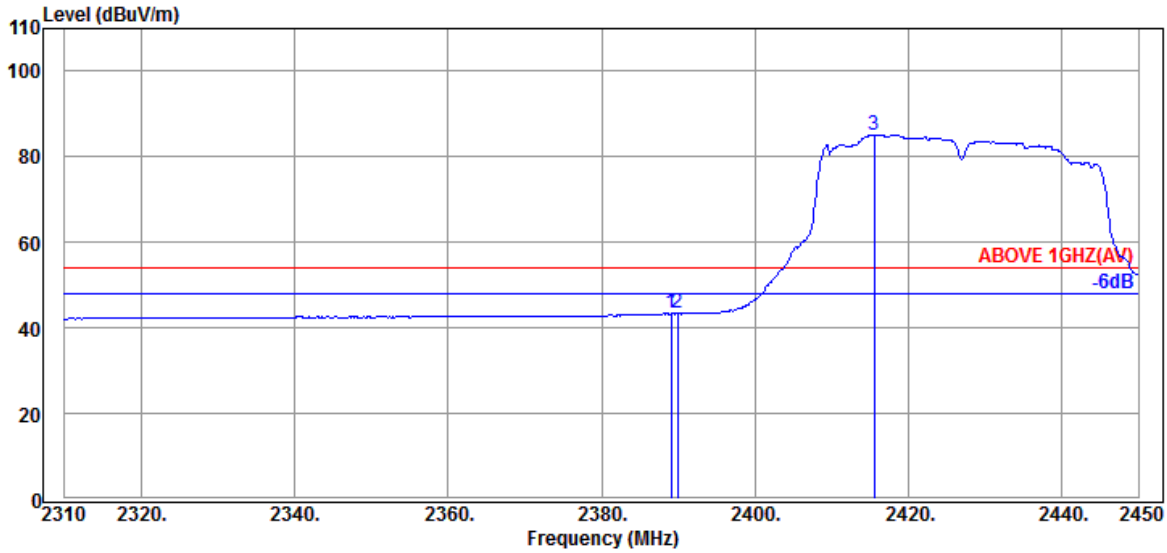

Antenna at Horizontal Polarization

Emission Frequency (MHz)	Antenna Factor (dB/m)	Cable Loss (dB)	Preamp Gain (dB)	Read Level (dBμV)	Emission Level (dBμV/m)	Limits (dBμV/m)	Margin (dB)	Detector
2389.100	28.27	5.70	39.91	49.26	43.32	54.00	10.68	Average
2389.940	28.27	5.70	39.91	49.29	43.35	54.00	10.65	Average
@ 2415.560	28.39	5.73	39.91	91.02	85.23	---	---	Average

Remark: The "@" means fundamental frequency, it is ignored in this section.

This test report may be reproduced in full only. The document may only be updated by Audix Technology Corp. personnel. Any changes will be noted in the Document History section of the report.

Audix Technology Corp.
No. 53-11, Dingfu, Linkou, Dist.,
New Taipei City244, Taiwan
Tel: +886 2 26099301
Fax: +886 2 26099303

Mode	802.11n-HT40	Frequency	TX 2427MHz

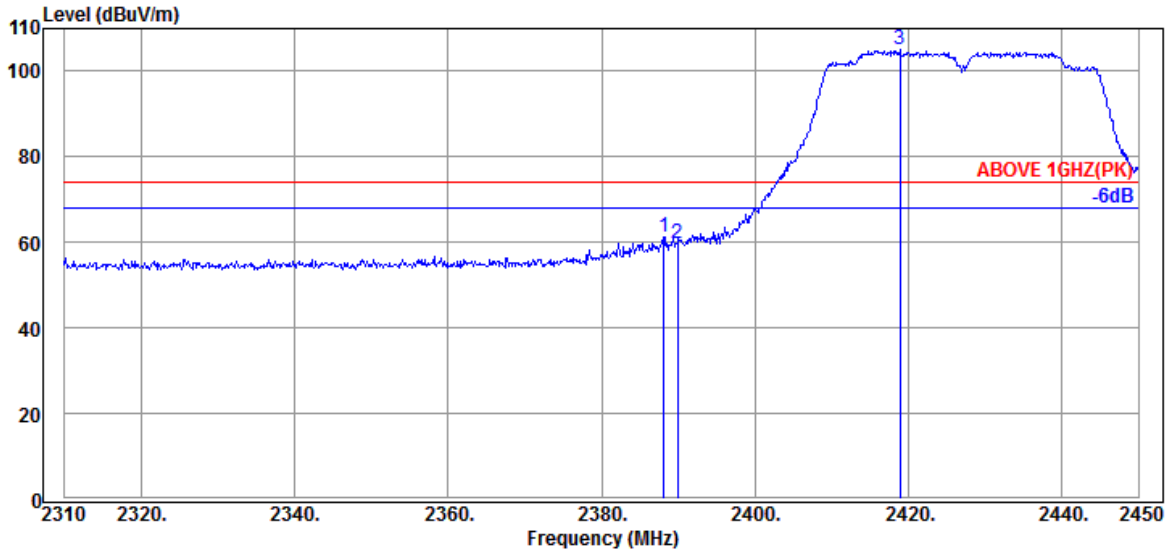

Antenna at Vertical Polarization

	Emission Frequency (MHz)	Antenna Factor (dB/m)	Cable Loss (dB)	Preamp Gain (dB)	Read Level (dBµV)	Emission Level (dBµV/m)	Limits (dBµV/m)	Margin (dB)	Detector
	2388.120	28.27	5.70	39.91	67.17	61.23	74.00	12.77	Peak
	2389.940	28.27	5.70	39.91	65.65	59.71	74.00	14.29	Peak
@	2418.920	28.43	5.73	39.91	110.83	105.08	---	---	Peak

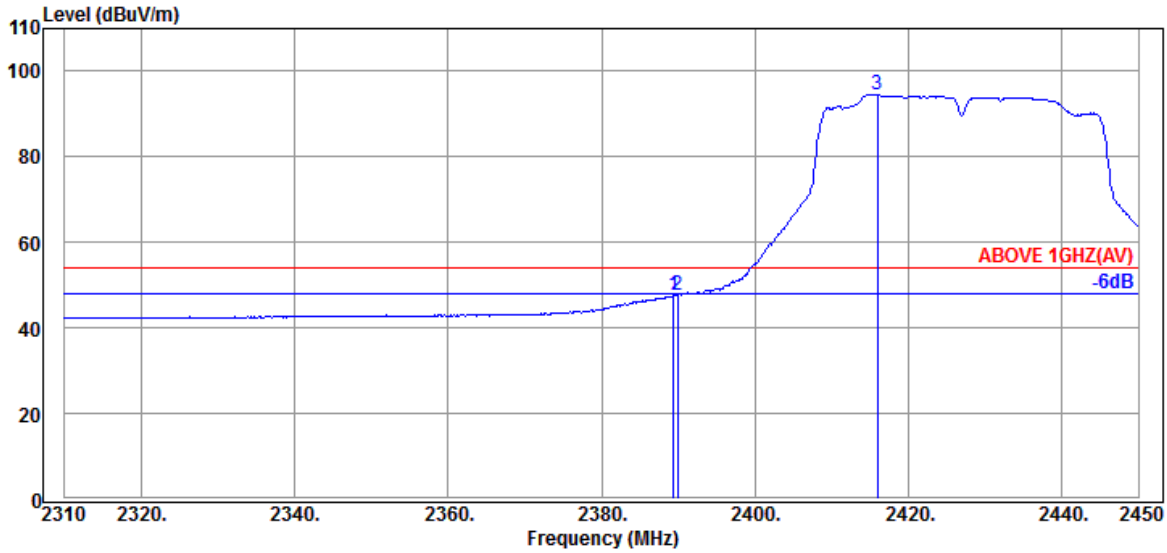

Antenna at Vertical Polarization

	Emission Frequency (MHz)	Antenna Factor (dB/m)	Cable Loss (dB)	Preamp Gain (dB)	Read Level (dBµV)	Emission Level (dBµV/m)	Limits (dBµV/m)	Margin (dB)	Detector
	2389.380	28.27	5.70	39.91	53.48	47.54	54.00	6.46	Average
	2389.940	28.27	5.70	39.91	53.74	47.80	54.00	6.20	Average
@	2415.980	28.39	5.73	39.91	100.32	94.53	---	---	Average

Remark: The "@" means fundamental frequency, it is ignored in this section.

This test report may be reproduced in full only. The document may only be updated by Audix Technology Corp. personnel. Any changes will be noted in the Document History section of the report.

Audix Technology Corp.
No. 53-11, Dingfu, Linkou, Dist.,
New Taipei City244, Taiwan
Tel: +886 2 26099301
Fax: +886 2 26099303

Mode	802.11n-HT40	Frequency	TX 2447MHz

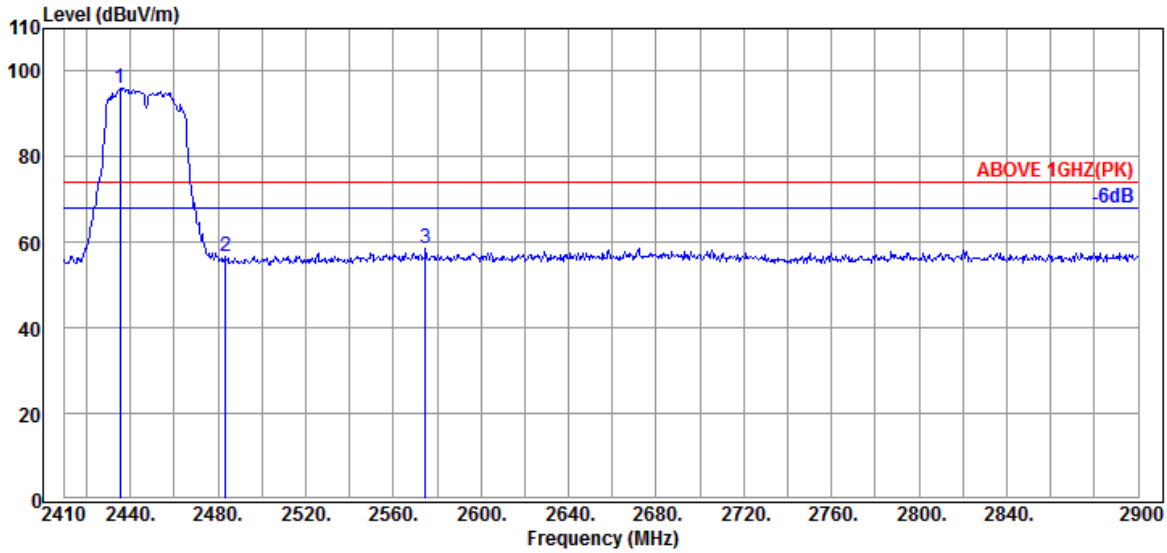

Antenna at Horizontal Polarization

Emission Frequency (MHz)	Antenna Factor (dB/m)	Cable Loss (dB)	Preamp Gain (dB)	Read Level (dBμV)	Emission Level (dBμV/m)	Limits (dBμV/m)	Margin (dB)	Detector
@ 2435.480	28.51	5.76	39.91	101.62	95.98	---	---	Peak
2483.500	28.60	5.83	39.91	61.99	56.51	74.00	17.49	Peak
2574.640	28.87	5.97	39.93	63.72	58.63	74.00	15.37	Peak

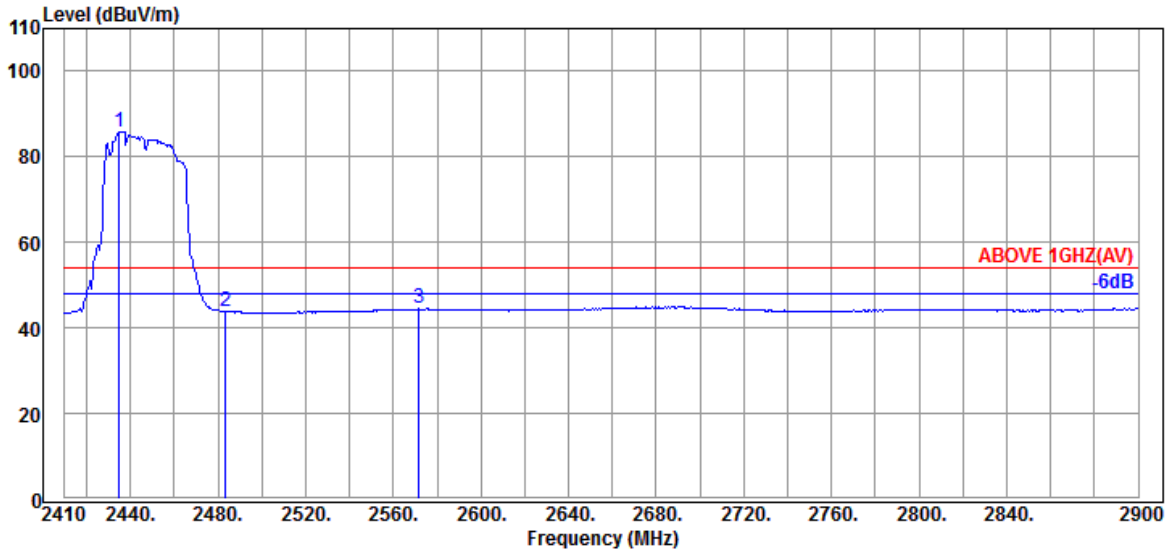

Antenna at Horizontal Polarization

Emission Frequency (MHz)	Antenna Factor (dB/m)	Cable Loss (dB)	Preamp Gain (dB)	Read Level (dBμV)	Emission Level (dBμV/m)	Limits (dBμV/m)	Margin (dB)	Detector
@ 2434.990	28.51	5.76	39.91	91.63	85.99	---	---	Average
2483.500	28.60	5.83	39.91	49.43	43.95	54.00	10.05	Average
2571.700	28.87	5.94	39.93	49.59	44.47	54.00	9.53	Average

Remark: The "@" means fundamental frequency, it is ignored in this section.

This test report may be reproduced in full only. The document may only be updated by Audix Technology Corp. personnel. Any changes will be noted in the Document History section of the report.

Audix Technology Corp.
No. 53-11, Dingfu, Linkou, Dist.,
New Taipei City244, Taiwan
Tel: +886 2 26099301
Fax: +886 2 26099303

Mode	802.11n-HT40	Frequency	TX 2447MHz

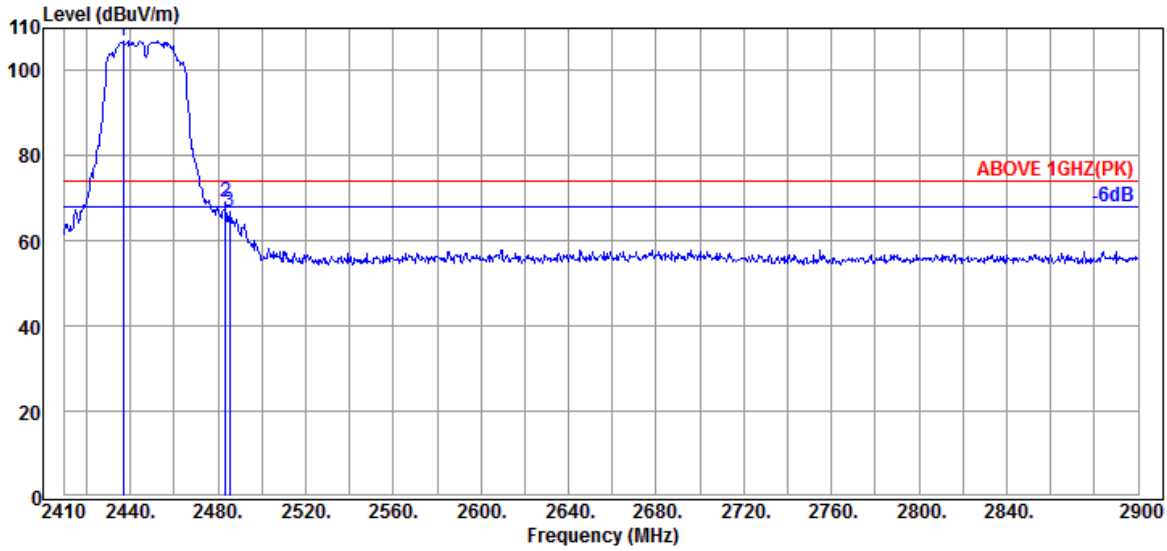

Antenna at Vertical Polarization

Emission Frequency (MHz)	Antenna Factor (dB/m)	Cable Loss (dB)	Preamp Gain (dB)	Read Level (dBμV)	Emission Level (dBμV/m)	Limits (dBμV/m)	Margin (dB)	Detector
@ 2436.950	28.51	5.78	39.91	112.62	107.00	---	---	Peak
2483.500	28.60	5.83	39.91	74.78	69.30	74.00	4.70	Peak
2485.460	28.60	5.83	39.91	72.37	66.89	74.00	7.11	Peak

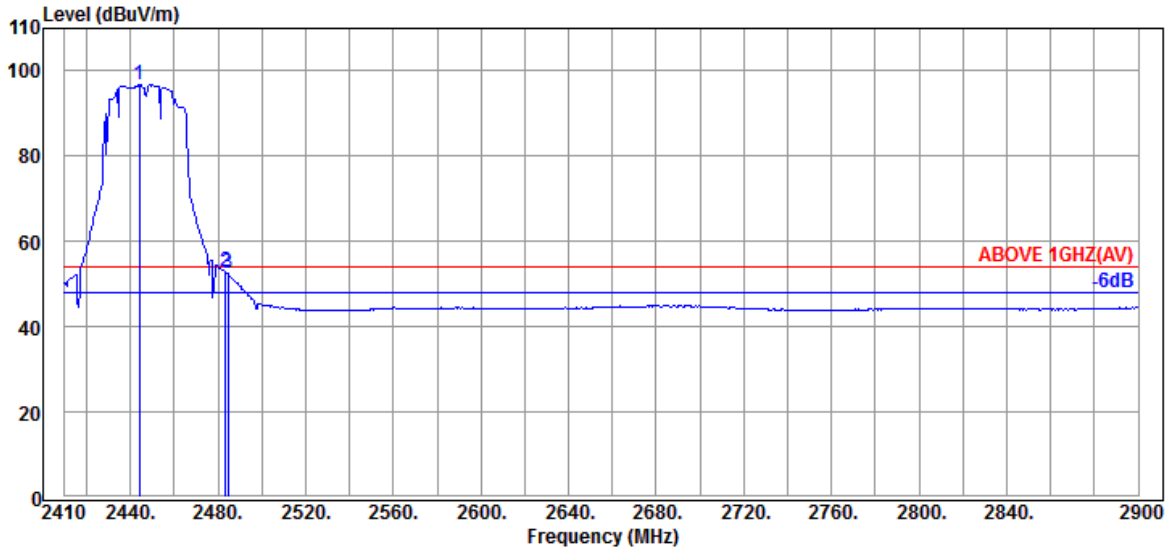

Antenna at Vertical Polarization

Emission Frequency (MHz)	Antenna Factor (dB/m)	Cable Loss (dB)	Preamp Gain (dB)	Read Level (dBμV)	Emission Level (dBμV/m)	Limits (dBμV/m)	Margin (dB)	Detector
@ 2444.300	28.56	5.78	39.91	102.30	96.73	---	---	Average
2483.500	28.60	5.83	39.91	58.22	52.74	54.00	1.26	Average
2484.480	28.60	5.83	39.91	57.83	52.35	54.00	1.65	Average

Remark: The "@" means fundamental frequency, it is ignored in this section.

This test report may be reproduced in full only. The document may only be updated by Audix Technology Corp. personnel. Any changes will be noted in the Document History section of the report.

Audix Technology Corp.
No. 53-11, Dingfu, Linkou, Dist.,
New Taipei City244, Taiwan
Tel: +886 2 26099301
Fax: +886 2 26099303

Mode	802.11n-HT40	Frequency	TX 2452MHz

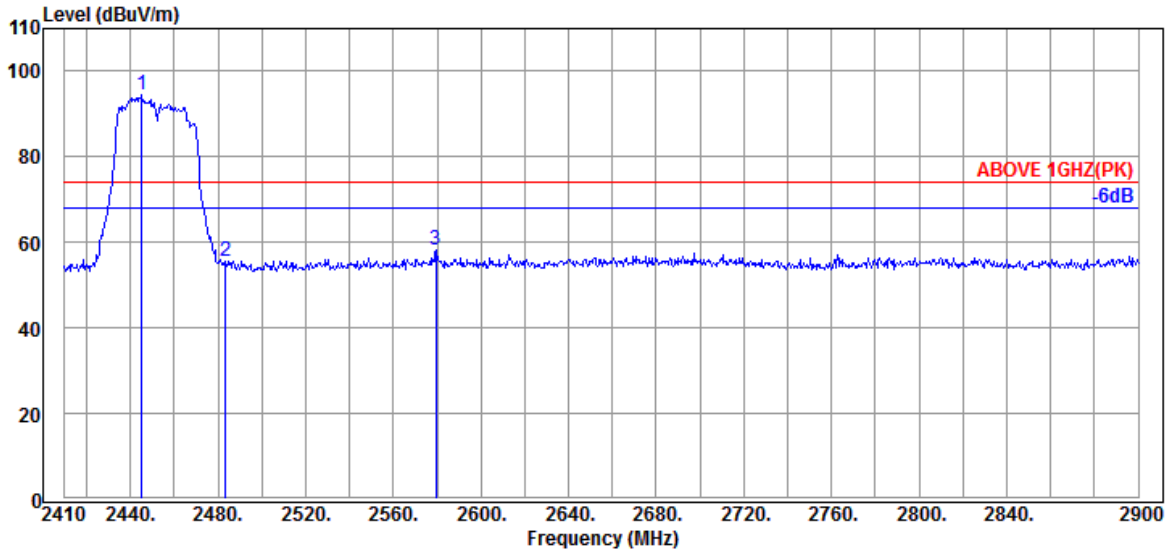

Antenna at Horizontal Polarization

Emission Frequency (MHz)	Antenna Factor (dB/m)	Cable Loss (dB)	Preamp Gain (dB)	Read Level (dBμV)	Emission Level (dBμV/m)	Limits (dBμV/m)	Margin (dB)	Detector
@ 2445.280	28.56	5.78	39.91	100.22	94.65	---	---	Peak
2483.500	28.60	5.83	39.91	60.96	55.48	74.00	18.52	Peak
2579.540	28.93	5.97	39.93	63.06	58.03	74.00	15.97	Peak

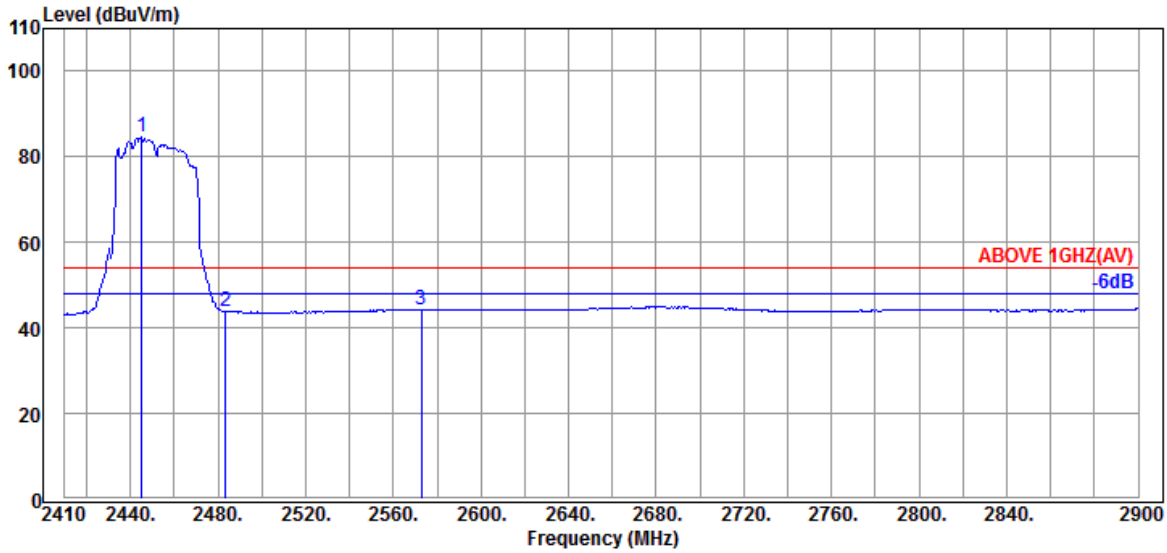

Antenna at Horizontal Polarization

Emission Frequency (MHz)	Antenna Factor (dB/m)	Cable Loss (dB)	Preamp Gain (dB)	Read Level (dBμV)	Emission Level (dBμV/m)	Limits (dBμV/m)	Margin (dB)	Detector
@ 2445.280	28.56	5.78	39.91	90.19	84.62	---	---	Average
2483.500	28.60	5.83	39.91	49.39	43.91	54.00	10.09	Average
2572.680	28.87	5.97	39.93	49.49	44.40	54.00	9.60	Average

Remark: The "@" means fundamental frequency, it is ignored in this section.

This test report may be reproduced in full only. The document may only be updated by Audix Technology Corp. personnel. Any changes will be noted in the Document History section of the report.

Audix Technology Corp.
No. 53-11, Dingfu, Linkou, Dist.,
New Taipei City244, Taiwan
Tel: +886 2 26099301
Fax: +886 2 26099303

Mode	802.11n-HT40	Frequency	TX 2452MHz

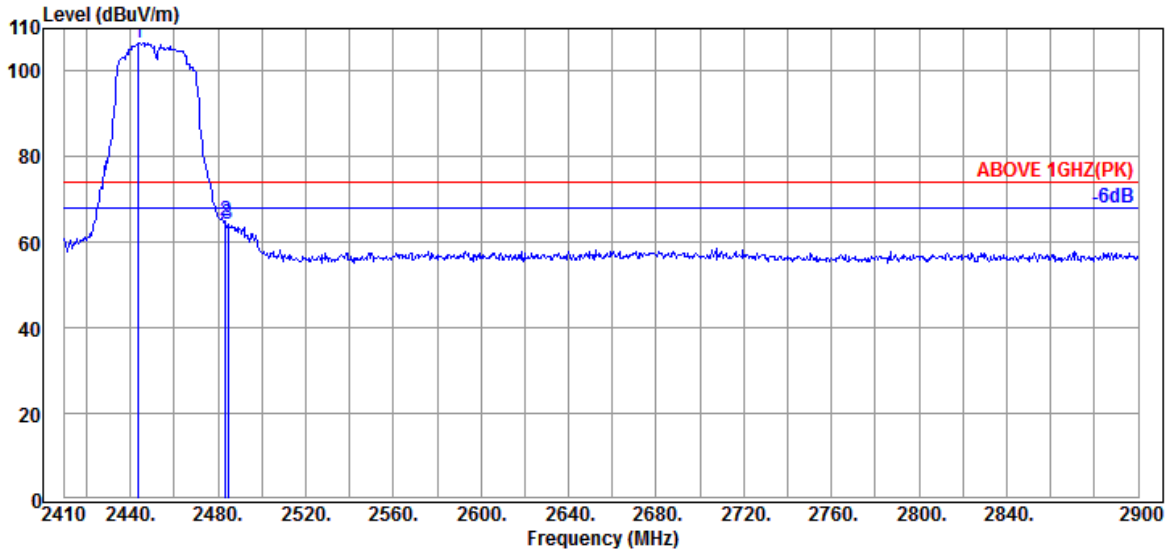

Antenna at Vertical Polarization

Emission Frequency (MHz)	Antenna Factor (dB/m)	Cable Loss (dB)	Preamp Gain (dB)	Read Level (dBμV)	Emission Level (dBμV/m)	Limits (dBμV/m)	Margin (dB)	Detector
@ 2443.810	28.56	5.78	39.91	112.32	106.75	---	---	Peak
2483.500	28.60	5.83	39.91	70.41	64.93	74.00	9.07	Peak
2484.480	28.60	5.83	39.91	69.87	64.39	74.00	9.61	Peak

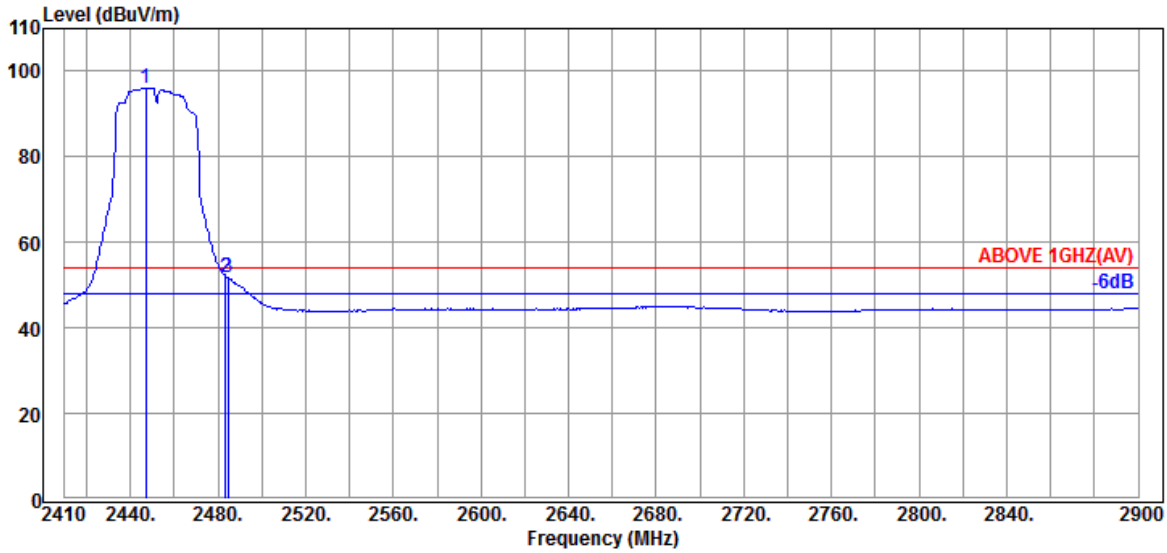

Antenna at Vertical Polarization

Emission Frequency (MHz)	Antenna Factor (dB/m)	Cable Loss (dB)	Preamp Gain (dB)	Read Level (dBμV)	Emission Level (dBμV/m)	Limits (dBμV/m)	Margin (dB)	Detector
@ 2447.240	28.60	5.78	39.91	101.54	96.01	---	---	Average
2483.500	28.60	5.83	39.91	57.15	51.67	54.00	2.33	Average
2484.480	28.60	5.83	39.91	57.18	51.70	54.00	2.30	Average

Remark: The "@" means fundamental frequency, it is ignored in this section.

This test report may be reproduced in full only. The document may only be updated by Audix Technology Corp. personnel. Any changes will be noted in the Document History section of the report.

Audix Technology Corp.
No. 53-11, Dingfu, Linkou, Dist.,
New Taipei City244, Taiwan
Tel: +886 2 26099301
Fax: +886 2 26099303

Mode	802.11n-HT40	Frequency	TX 2457MHz

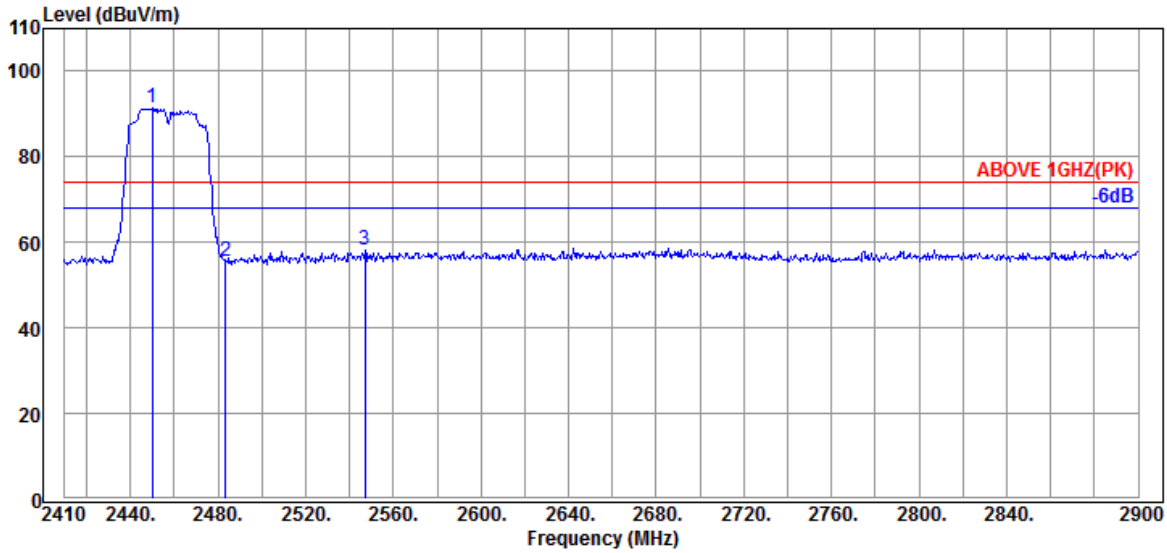

Antenna at Horizontal Polarization

Emission Frequency (MHz)	Antenna Factor (dB/m)	Cable Loss (dB)	Preamp Gain (dB)	Read Level (dBμV)	Emission Level (dBμV/m)	Limits (dBμV/m)	Margin (dB)	Detector
@ 2450.180	28.60	5.78	39.91	96.93	91.40	---	---	Peak
2483.500	28.60	5.83	39.91	60.87	55.39	74.00	18.61	Peak
2547.200	28.69	5.92	39.92	63.34	58.03	74.00	15.97	Peak

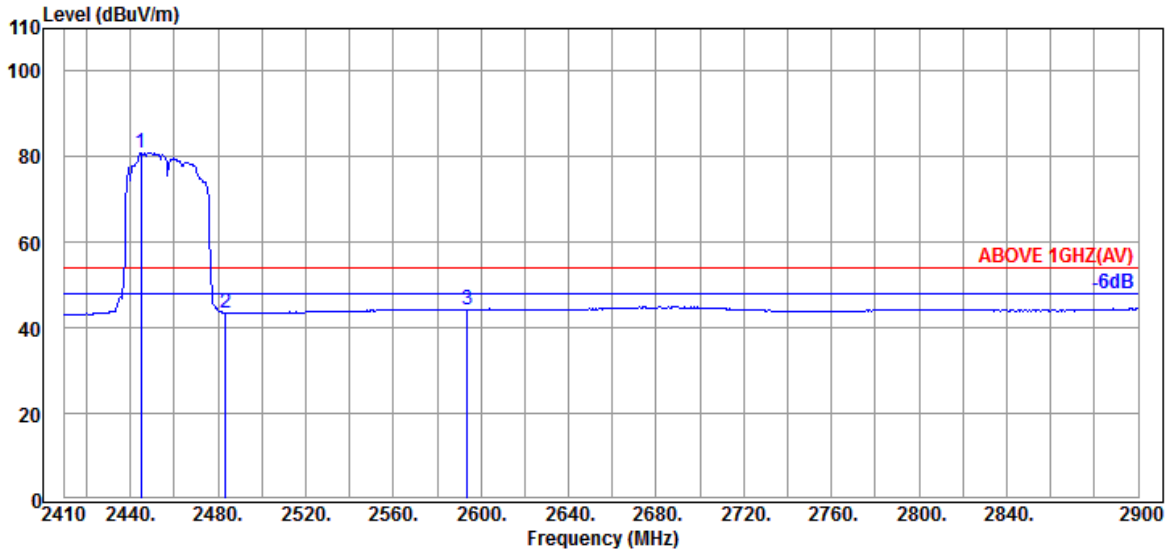

Antenna at Horizontal Polarization

Emission Frequency (MHz)	Antenna Factor (dB/m)	Cable Loss (dB)	Preamp Gain (dB)	Read Level (dBμV)	Emission Level (dBμV/m)	Limits (dBμV/m)	Margin (dB)	Detector
@ 2444.790	28.56	5.78	39.91	86.61	81.04	---	---	Average
2483.500	28.60	5.83	39.91	49.03	43.55	54.00	10.45	Average
2593.750	29.04	5.99	39.93	49.32	44.42	54.00	9.58	Average

Remark: The "@" means fundamental frequency, it is ignored in this section.

This test report may be reproduced in full only. The document may only be updated by Audix Technology Corp. personnel. Any changes will be noted in the Document History section of the report.

Audix Technology Corp.
No. 53-11, Dingfu, Linkou, Dist.,
New Taipei City244, Taiwan
Tel: +886 2 26099301
Fax: +886 2 26099303

Mode	802.11n-HT40	Frequency	TX 2457MHz

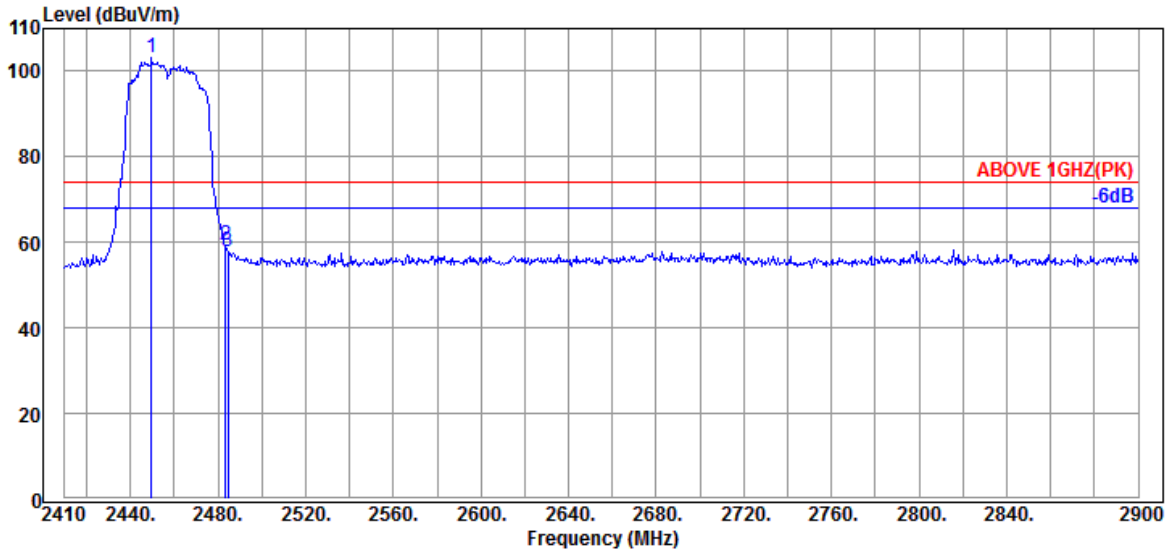

Antenna at Vertical Polarization

Emission Frequency (MHz)	Antenna Factor (dB/m)	Cable Loss (dB)	Preamp Gain (dB)	Read Level (dBμV)	Emission Level (dBμV/m)	Limits (dBμV/m)	Margin (dB)	Detector
@ 2449.690	28.60	5.78	39.91	108.80	103.27	---	---	Peak
2483.500	28.60	5.83	39.91	64.84	59.36	74.00	14.64	Peak
2484.480	28.60	5.83	39.91	63.35	57.87	74.00	16.13	Peak

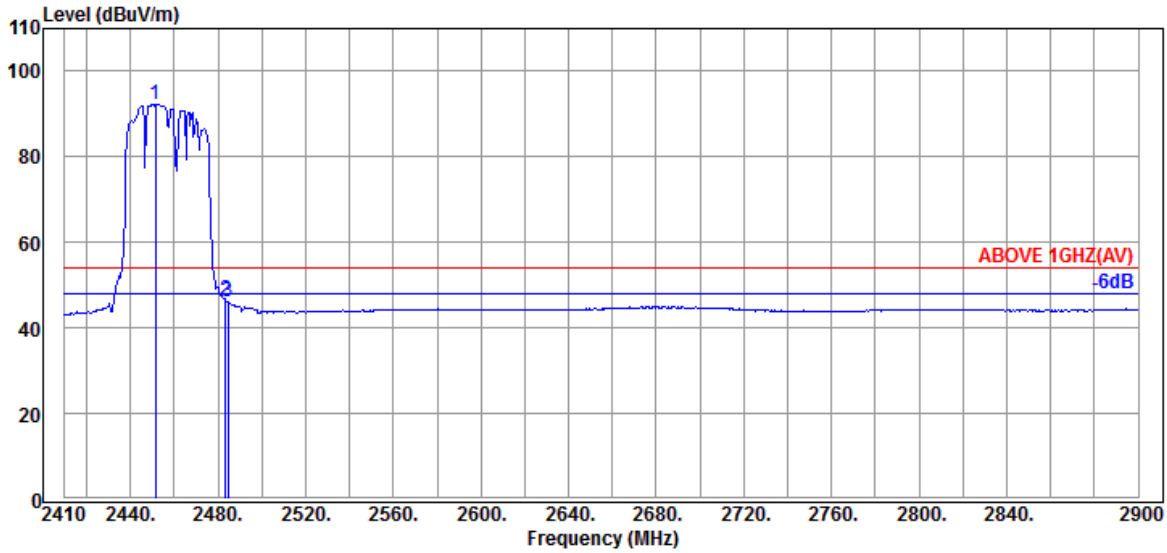

Antenna at Vertical Polarization

Emission Frequency (MHz)	Antenna Factor (dB/m)	Cable Loss (dB)	Preamp Gain (dB)	Read Level (dBμV)	Emission Level (dBμV/m)	Limits (dBμV/m)	Margin (dB)	Detector
@ 2451.650	28.60	5.78	39.91	97.66	92.13	---	---	Average
2483.500	28.60	5.83	39.91	51.95	46.47	54.00	7.53	Average
2484.480	28.60	5.83	39.91	51.46	45.98	54.00	8.02	Average

Remark: The "@" means fundamental frequency, it is ignored in this section.

This test report may be reproduced in full only. The document may only be updated by Audix Technology Corp. personnel. Any changes will be noted in the Document History section of the report.

Audix Technology Corp.
No. 53-11, Dingfu, Linkou, Dist.,
New Taipei City244, Taiwan
Tel: +886 2 26099301
Fax: +886 2 26099303

Mode	802.11n-HT40	Frequency	TX 2462MHz

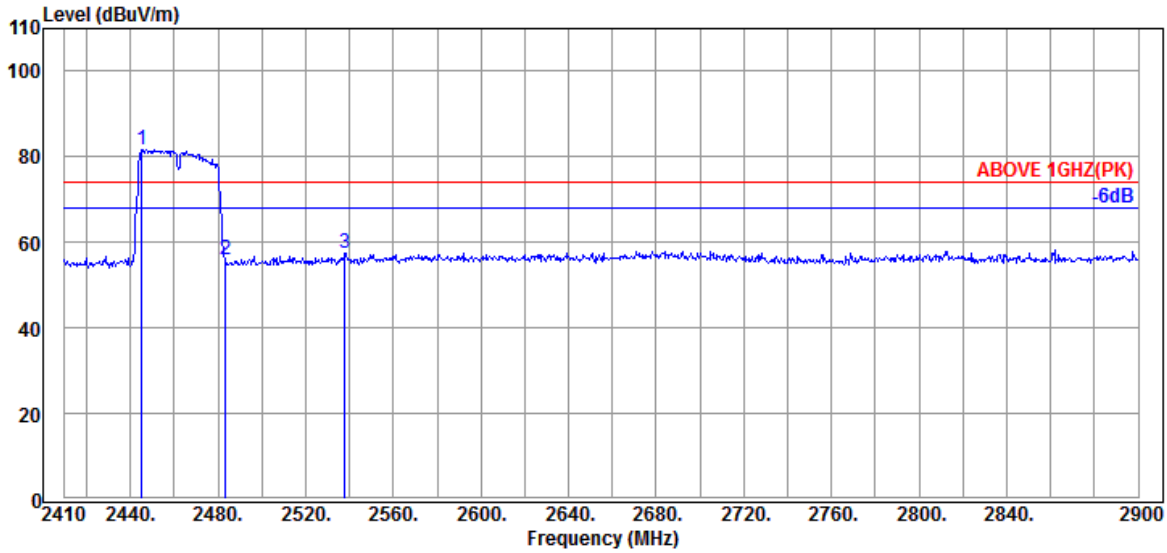

Antenna at Horizontal Polarization

Emission Frequency (MHz)	Antenna Factor (dB/m)	Cable Loss (dB)	Preamp Gain (dB)	Read Level (dBμV)	Emission Level (dBμV/m)	Limits (dBμV/m)	Margin (dB)	Detector
@ 2445.280	28.56	5.78	39.91	87.40	81.83	---	---	Peak
2483.500	28.60	5.83	39.91	61.52	56.04	74.00	17.96	Peak
2537.890	28.67	5.90	39.92	63.00	57.65	74.00	16.35	Peak

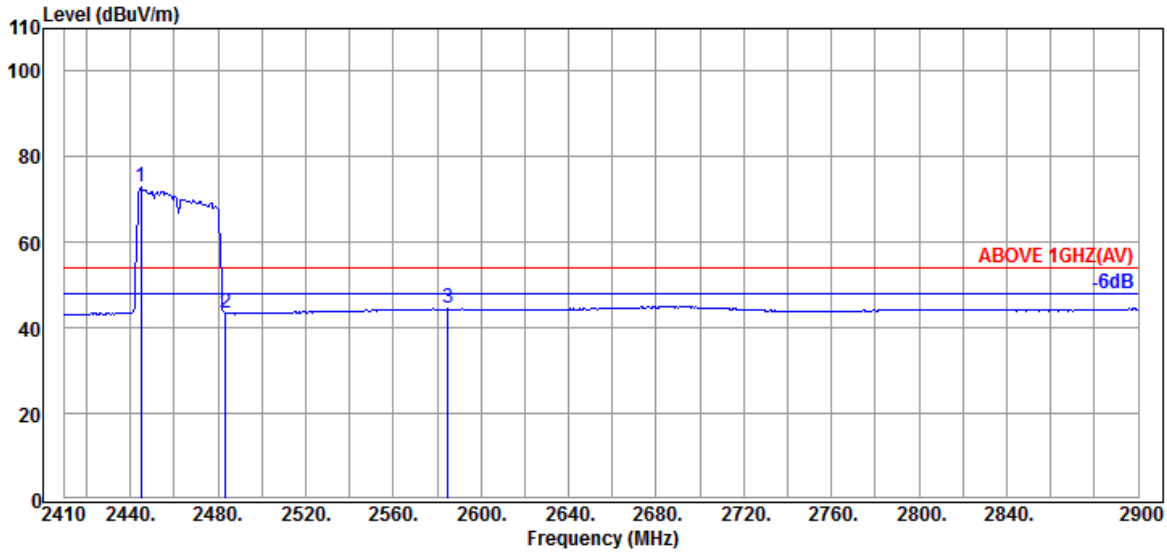

Antenna at Horizontal Polarization

Emission Frequency (MHz)	Antenna Factor (dB/m)	Cable Loss (dB)	Preamp Gain (dB)	Read Level (dBμV)	Emission Level (dBμV/m)	Limits (dBμV/m)	Margin (dB)	Detector
@ 2444.790	28.56	5.78	39.91	78.49	72.92	---	---	Average
2483.500	28.60	5.83	39.91	48.86	43.38	54.00	10.62	Average
2584.930	28.99	5.97	39.93	49.41	44.44	54.00	9.56	Average

Remark: The "@" means fundamental frequency, it is ignored in this section.

This test report may be reproduced in full only. The document may only be updated by Audix Technology Corp. personnel. Any changes will be noted in the Document History section of the report.

Audix Technology Corp.
No. 53-11, Dingfu, Linkou, Dist.,
New Taipei City244, Taiwan
Tel: +886 2 26099301
Fax: +886 2 26099303

Mode	802.11n-HT40	Frequency	TX 2462MHz

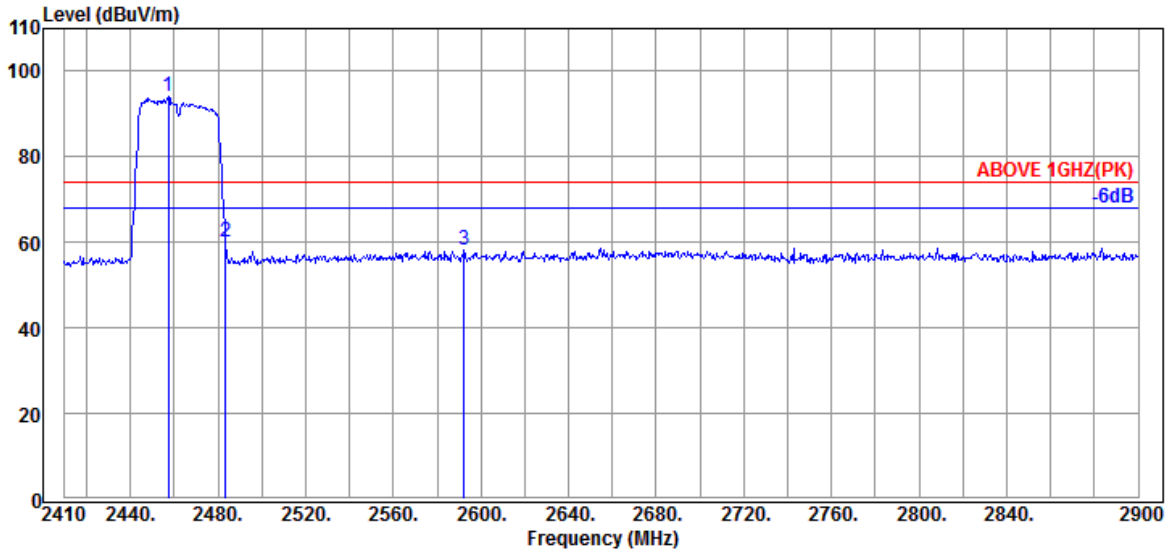

Antenna at Vertical Polarization

Emission Frequency (MHz)	Antenna Factor (dB/m)	Cable Loss (dB)	Preamp Gain (dB)	Read Level (dBμV)	Emission Level (dBμV/m)	Limits (dBμV/m)	Margin (dB)	Detector
@ 2457.530	28.60	5.81	39.91	99.66	94.16	---	---	Peak
2483.500	28.60	5.83	39.91	65.73	60.25	74.00	13.75	Peak
2592.280	29.04	5.99	39.93	63.00	58.10	74.00	15.90	Peak

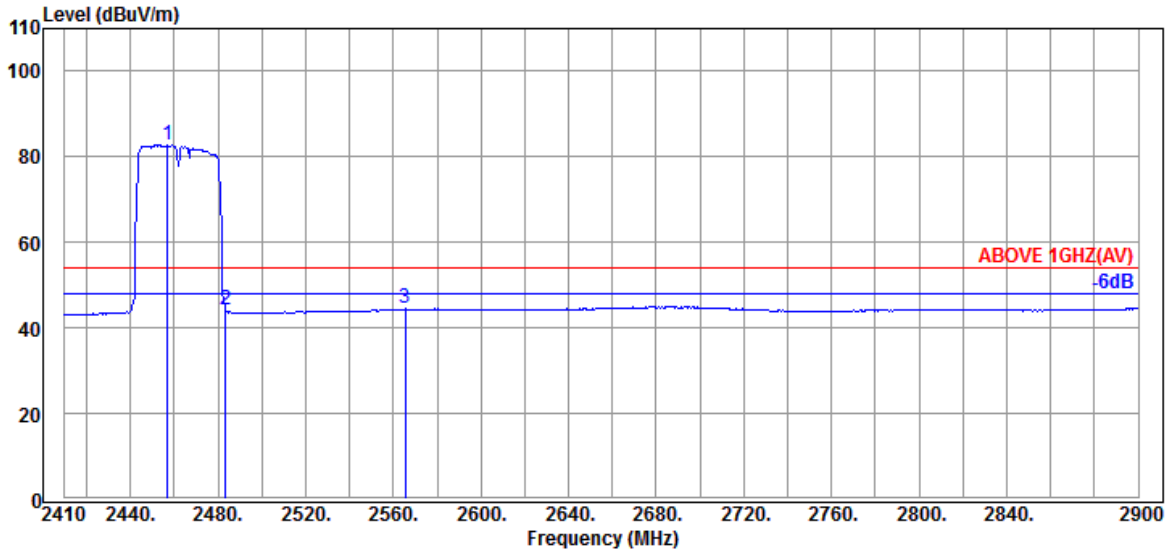

Antenna at Vertical Polarization

Emission Frequency (MHz)	Antenna Factor (dB/m)	Cable Loss (dB)	Preamp Gain (dB)	Read Level (dBμV)	Emission Level (dBμV/m)	Limits (dBμV/m)	Margin (dB)	Detector
@ 2457.040	28.60	5.81	39.91	88.14	82.64	---	---	Average
2483.500	28.60	5.83	39.91	49.68	44.20	54.00	9.80	Average
2565.330	28.81	5.94	39.93	49.64	44.46	54.00	9.54	Average

Remark: The "@" means fundamental frequency, it is ignored in this section.

This test report may be reproduced in full only. The document may only be updated by Audix Technology Corp. personnel. Any changes will be noted in the Document History section of the report.

Audix Technology Corp.
No. 53-11, Dingfu, Linkou, Dist.,
New Taipei City244, Taiwan

Tel: +886 2 26099301
Fax: +886 2 26099303

Mode	802.11ax-HE20	Frequency	TX 2412MHz

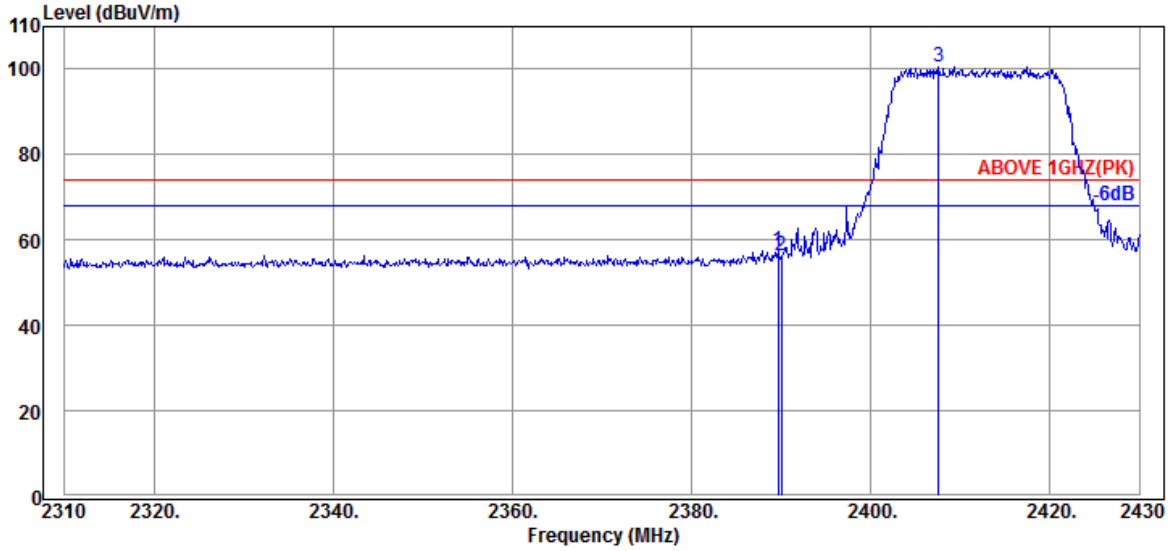

Antenna at Horizontal Polarization

Emission Frequency (MHz)	Antenna Factor (dB/m)	Cable Loss (dB)	Preamp Gain (dB)	Read Level (dBµV)	Emission Level (dBµV/m)	Limits (dBµV/m)	Margin (dB)	Detector
2389.680	28.27	5.70	39.91	63.58	57.64	74.00	16.36	Peak
2390.040	28.27	5.70	39.91	62.19	56.25	74.00	17.75	Peak
@ 2407.560	28.34	5.73	39.91	106.30	100.46	---	---	Peak

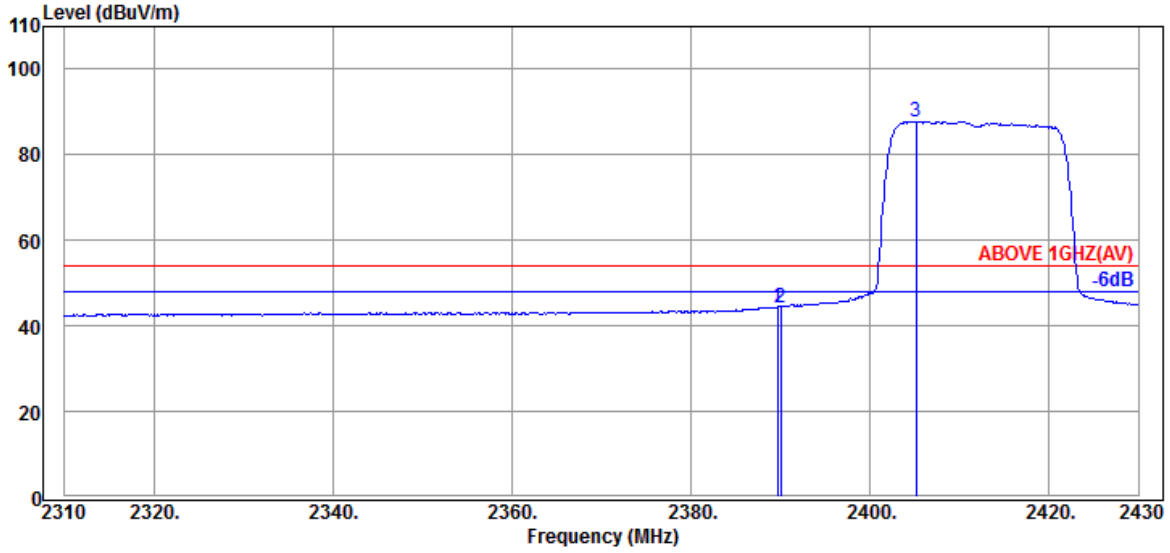

Antenna at Horizontal Polarization

Emission Frequency (MHz)	Antenna Factor (dB/m)	Cable Loss (dB)	Preamp Gain (dB)	Read Level (dBµV)	Emission Level (dBµV/m)	Limits (dBµV/m)	Margin (dB)	Detector
2389.680	28.27	5.70	39.91	50.28	44.34	54.00	9.66	Average
2390.040	28.27	5.70	39.91	50.35	44.41	54.00	9.59	Average
@ 2405.160	28.34	5.73	39.91	93.64	87.80	---	---	Average

Remark: The "@" means fundamental frequency, it is ignored in this section.

This test report may be reproduced in full only. The document may only be updated by Audix Technology Corp. personnel. Any changes will be noted in the Document History section of the report.

Audix Technology Corp.
No. 53-11, Dingfu, Linkou, Dist.,
New Taipei City244, Taiwan

Tel: +886 2 26099301
Fax: +886 2 26099303

Mode	802.11ax-HE20	Frequency	TX 2412MHz

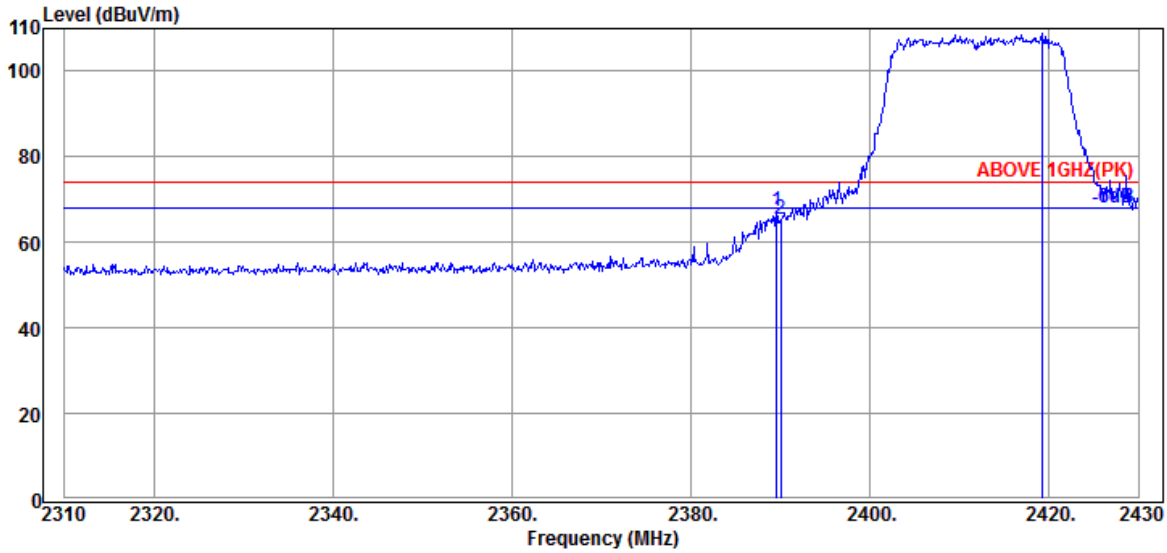

Antenna at Vertical Polarization

Emission Frequency (MHz)	Antenna Factor (dB/m)	Cable Loss (dB)	Preamp Gain (dB)	Read Level (dBµV)	Emission Level (dBµV/m)	Limits (dBµV/m)	Margin (dB)	Detector
2389.560	28.27	5.70	39.91	73.10	67.16	74.00	6.84	Peak
2390.040	28.27	5.70	39.91	71.16	65.22	74.00	8.78	Peak
@ 2419.200	28.43	5.73	39.91	114.72	108.97	---	---	Peak

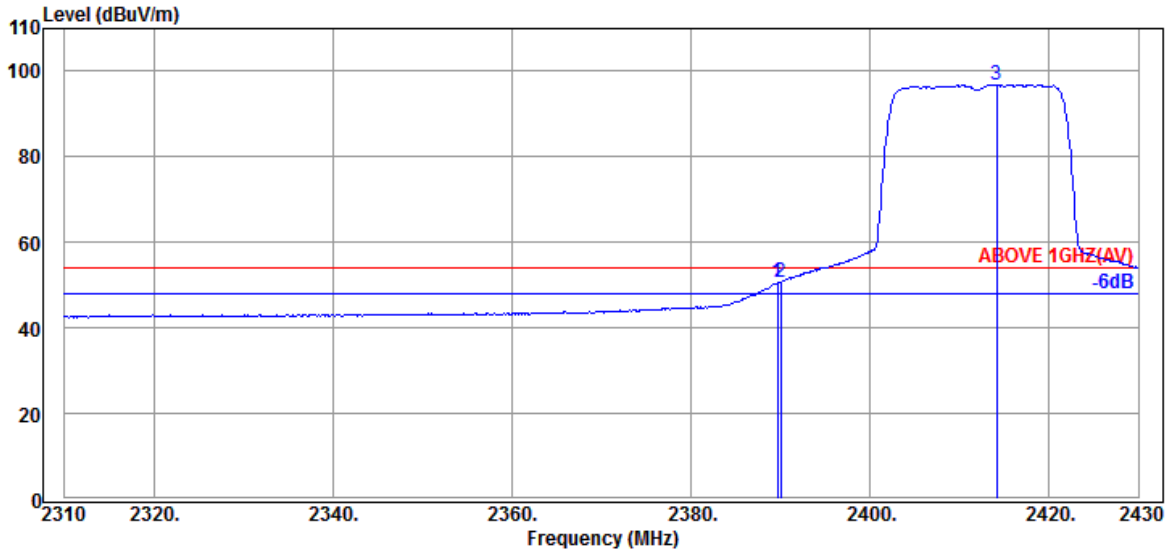

Antenna at Vertical Polarization

Emission Frequency (MHz)	Antenna Factor (dB/m)	Cable Loss (dB)	Preamp Gain (dB)	Read Level (dBµV)	Emission Level (dBµV/m)	Limits (dBµV/m)	Margin (dB)	Detector
2389.680	28.27	5.70	39.91	56.57	50.63	54.00	3.37	Average
2390.040	28.27	5.70	39.91	56.52	50.58	54.00	3.42	Average
@ 2414.160	28.39	5.73	39.91	102.63	96.84	---	---	Average

Remark: The "@" means fundamental frequency, it is ignored in this section.

This test report may be reproduced in full only. The document may only be updated by Audix Technology Corp. personnel. Any changes will be noted in the Document History section of the report.

Audix Technology Corp.
No. 53-11, Dingfu, Linkou, Dist.,
New Taipei City244, Taiwan

Tel: +886 2 26099301
Fax: +886 2 26099303

Mode	802.11ax-HE20	Frequency	TX 2417MHz

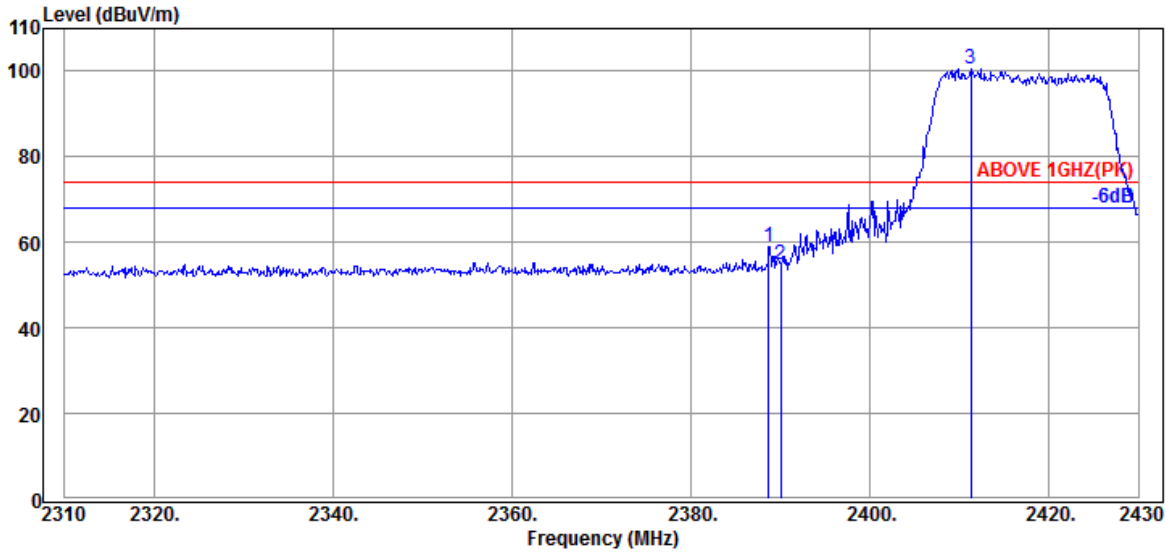

Antenna at Horizontal Polarization

	Emission Frequency (MHz)	Antenna Factor (dB/m)	Cable Loss (dB)	Preamp Gain (dB)	Read Level (dBμV)	Emission Level (dBμV/m)	Limits (dBμV/m)	Margin (dB)	Detector
	2388.720	28.27	5.70	39.91	65.03	59.09	74.00	14.91	Peak
	2390.040	28.27	5.70	39.91	60.61	54.67	74.00	19.33	Peak
@	2411.280	28.39	5.73	39.91	106.52	100.73	---	---	Peak

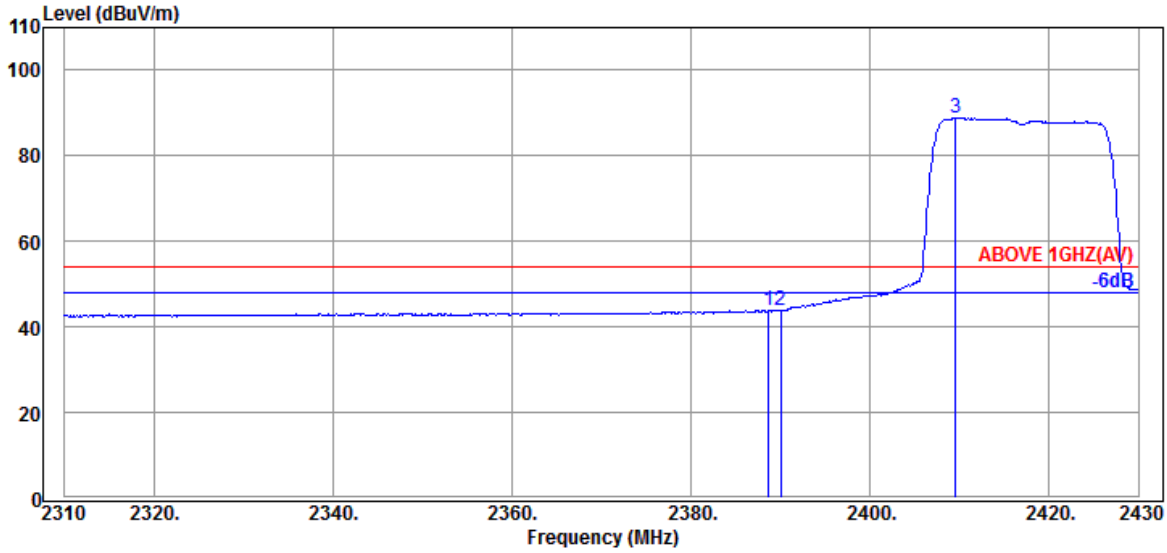

Antenna at Horizontal Polarization

	Emission Frequency (MHz)	Antenna Factor (dB/m)	Cable Loss (dB)	Preamp Gain (dB)	Read Level (dBμV)	Emission Level (dBμV/m)	Limits (dBμV/m)	Margin (dB)	Detector
	2388.720	28.27	5.70	39.91	49.79	43.85	54.00	10.15	Average
	2390.040	28.27	5.70	39.91	49.93	43.99	54.00	10.01	Average
@	2409.600	28.34	5.73	39.91	94.84	89.00	---	---	Average

Remark: The "@" means fundamental frequency, it is ignored in this section.

This test report may be reproduced in full only. The document may only be updated by Audix Technology Corp. personnel. Any changes will be noted in the Document History section of the report.

Audix Technology Corp.
No. 53-11, Dingfu, Linkou, Dist.,
New Taipei City244, Taiwan
Tel: +886 2 26099301
Fax: +886 2 26099303

Mode	802.11ax-HE20	Frequency	TX 2417MHz

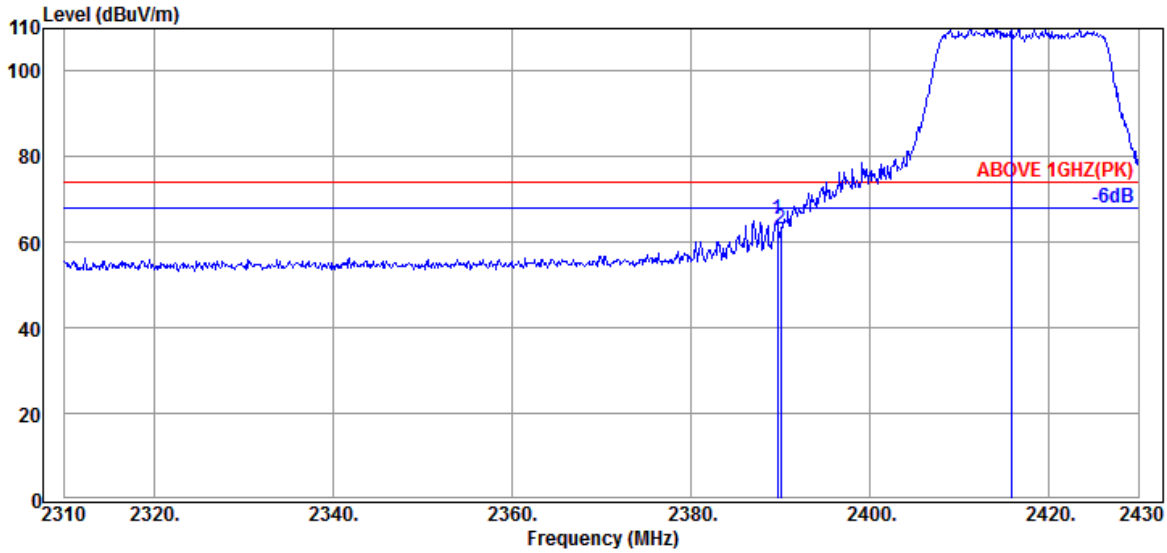

Antenna at Vertical Polarization

Emission Frequency (MHz)	Antenna Factor (dB/m)	Cable Loss (dB)	Preamp Gain (dB)	Read Level (dBµV)	Emission Level (dBµV/m)	Limits (dBµV/m)	Margin (dB)	Detector
2389.680	28.27	5.70	39.91	71.20	65.26	74.00	8.74	Peak
2390.040	28.27	5.70	39.91	69.23	63.29	74.00	10.71	Peak
@ 2415.840	28.39	5.73	39.91	115.73	109.94	---	---	Peak

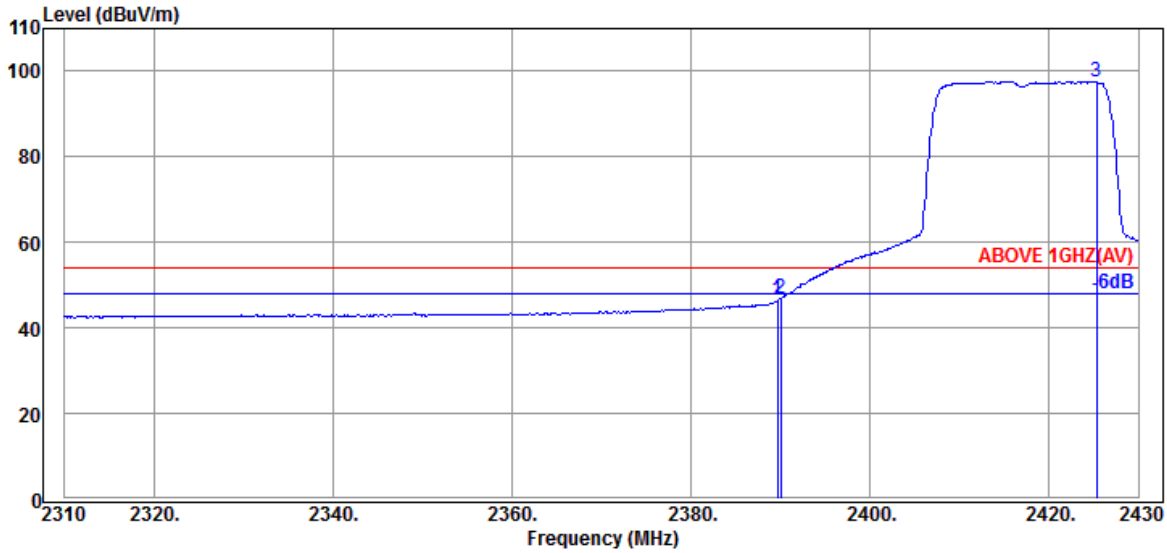

Antenna at Vertical Polarization

Emission Frequency (MHz)	Antenna Factor (dB/m)	Cable Loss (dB)	Preamp Gain (dB)	Read Level (dBµV)	Emission Level (dBµV/m)	Limits (dBµV/m)	Margin (dB)	Detector
2389.680	28.27	5.70	39.91	52.37	46.43	54.00	7.57	Average
2390.040	28.27	5.70	39.91	52.66	46.72	54.00	7.28	Average
@ 2425.320	28.47	5.76	39.91	103.35	97.67	---	---	Average

Remark: The "@" means fundamental frequency, it is ignored in this section.

This test report may be reproduced in full only. The document may only be updated by Audix Technology Corp. personnel. Any changes will be noted in the Document History section of the report.

Audix Technology Corp.
No. 53-11, Dingfu, Linkou, Dist.,
New Taipei City244, Taiwan
Tel: +886 2 26099301
Fax: +886 2 26099303

Mode	802.11ax-HE20	Frequency	TX 2457MHz

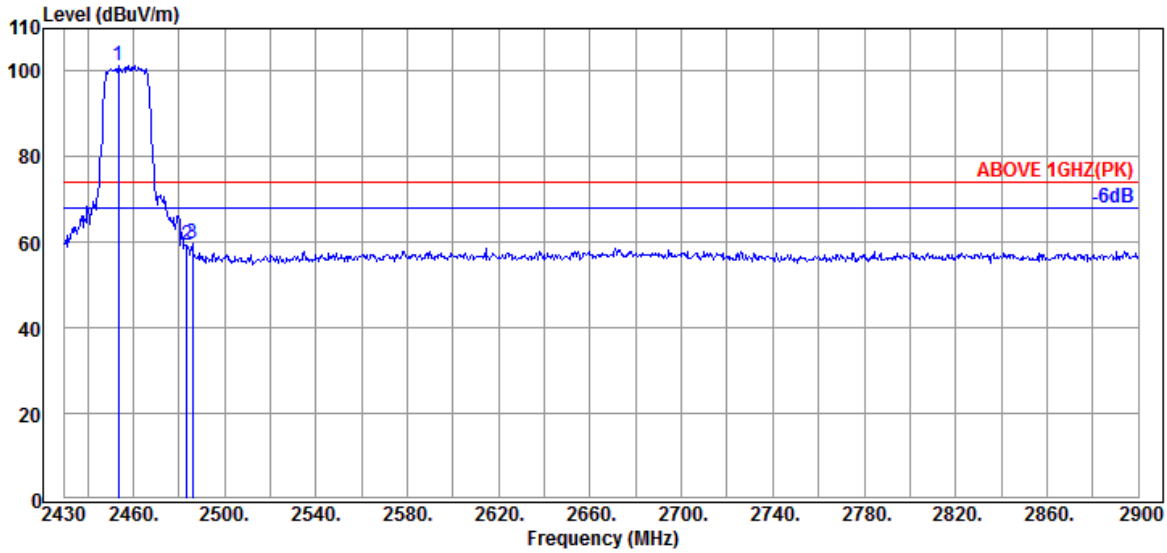

Antenna at Horizontal Polarization

Emission Frequency (MHz)	Antenna Factor (dB/m)	Cable Loss (dB)	Preamp Gain (dB)	Read Level (dBµV)	Emission Level (dBµV/m)	Limits (dBµV/m)	Margin (dB)	Detector
@ 2453.500	28.60	5.81	39.91	106.95	101.45	---	---	Peak
2483.580	28.60	5.83	39.91	64.92	59.44	74.00	14.56	Peak
2485.930	28.60	5.83	39.91	65.13	59.65	74.00	14.35	Peak

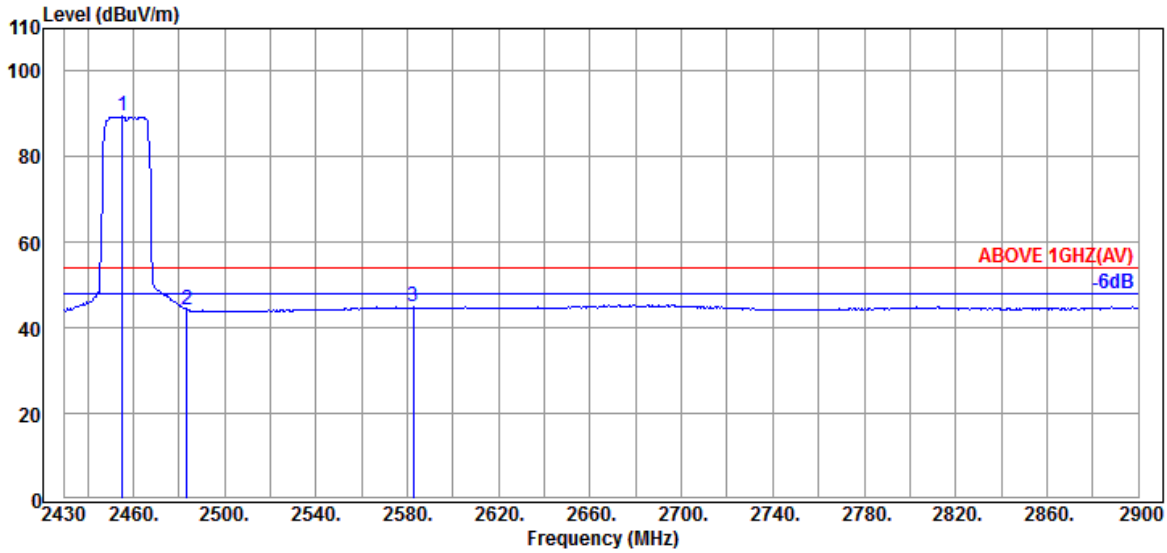

Antenna at Horizontal Polarization

Emission Frequency (MHz)	Antenna Factor (dB/m)	Cable Loss (dB)	Preamp Gain (dB)	Read Level (dBµV)	Emission Level (dBµV/m)	Limits (dBµV/m)	Margin (dB)	Detector
@ 2455.380	28.60	5.81	39.91	94.97	89.47	---	---	Average
2483.580	28.60	5.83	39.91	49.73	44.25	54.00	9.75	Average
2582.750	28.93	5.97	39.93	49.89	44.86	54.00	9.14	Average

Remark: The "@" means fundamental frequency, it is ignored in this section.

This test report may be reproduced in full only. The document may only be updated by Audix Technology Corp. personnel. Any changes will be noted in the Document History section of the report.

Audix Technology Corp.
No. 53-11, Dingfu, Linkou, Dist.,
New Taipei City244, Taiwan
Tel: +886 2 26099301
Fax: +886 2 26099303

Mode	802.11ax-HE20	Frequency	TX 2457MHz

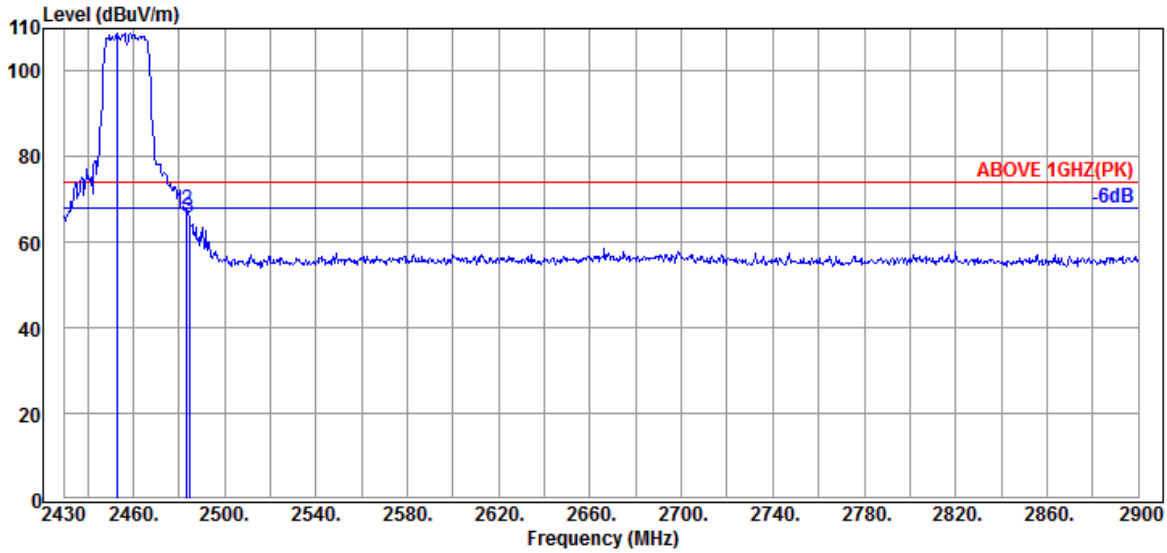

Antenna at Vertical Polarization

Emission Frequency (MHz)	Antenna Factor (dB/m)	Cable Loss (dB)	Preamp Gain (dB)	Read Level (dBµV)	Emission Level (dBµV/m)	Limits (dBµV/m)	Margin (dB)	Detector
@ 2453.030	28.60	5.78	39.91	114.50	108.97	---	---	Peak
2483.580	28.60	5.83	39.91	73.15	67.67	74.00	6.33	Peak
2484.520	28.60	5.83	39.91	71.22	65.74	74.00	8.26	Peak

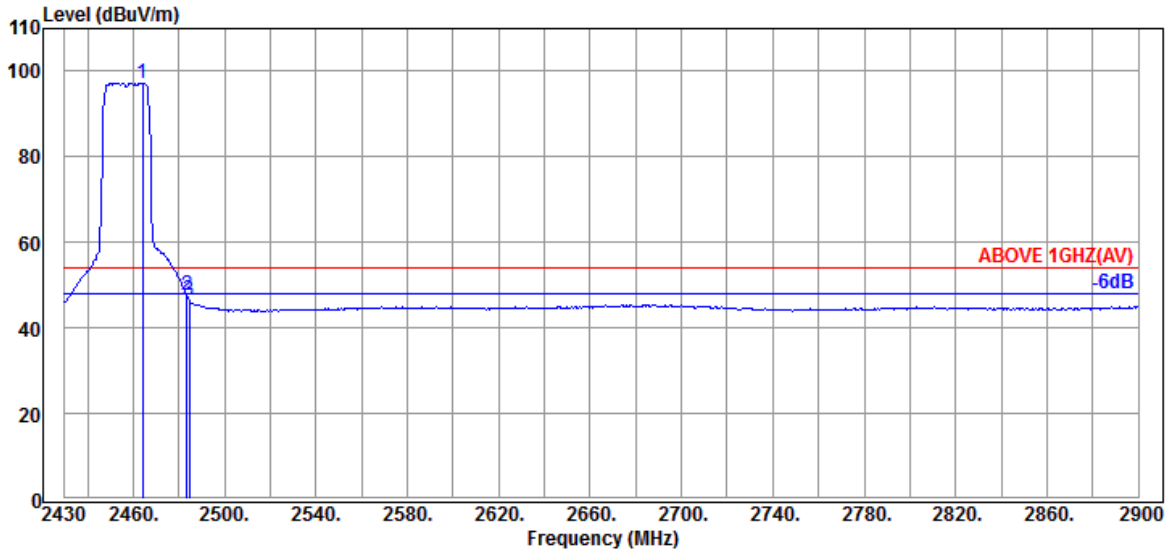

Antenna at Vertical Polarization

Emission Frequency (MHz)	Antenna Factor (dB/m)	Cable Loss (dB)	Preamp Gain (dB)	Read Level (dBµV)	Emission Level (dBµV/m)	Limits (dBµV/m)	Margin (dB)	Detector
@ 2464.310	28.60	5.81	39.91	102.83	97.33	---	---	Average
2483.580	28.60	5.83	39.91	53.01	47.53	54.00	6.47	Average
2484.520	28.60	5.83	39.91	51.95	46.47	54.00	7.53	Average

Remark: The "@" means fundamental frequency, it is ignored in this section.

This test report may be reproduced in full only. The document may only be updated by Audix Technology Corp. personnel. Any changes will be noted in the Document History section of the report.

Audix Technology Corp.
No. 53-11, Dingfu, Linkou, Dist.,
New Taipei City244, Taiwan
Tel: +886 2 26099301
Fax: +886 2 26099303

Mode	802.11ax-HE20	Frequency	TX 2462MHz

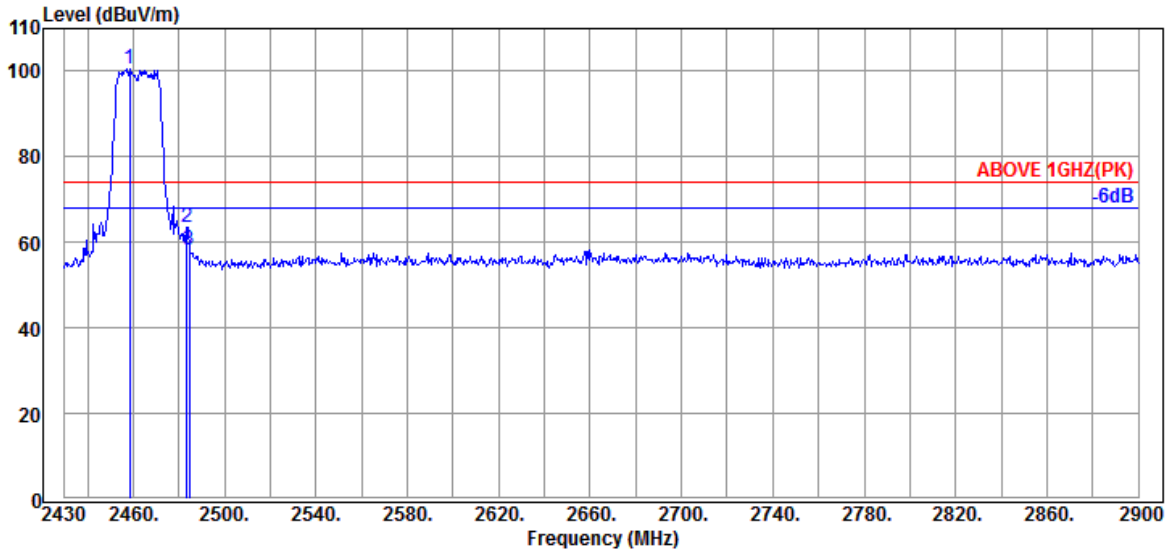

Antenna at Horizontal Polarization

Emission Frequency (MHz)	Antenna Factor (dB/m)	Cable Loss (dB)	Preamp Gain (dB)	Read Level (dBµV)	Emission Level (dBµV/m)	Limits (dBµV/m)	Margin (dB)	Detector
@ 2458.670	28.60	5.81	39.91	106.12	100.62	---	---	Peak
2483.580	28.60	5.83	39.91	69.00	63.52	74.00	10.48	Peak
2484.520	28.60	5.83	39.91	63.74	58.26	74.00	15.74	Peak

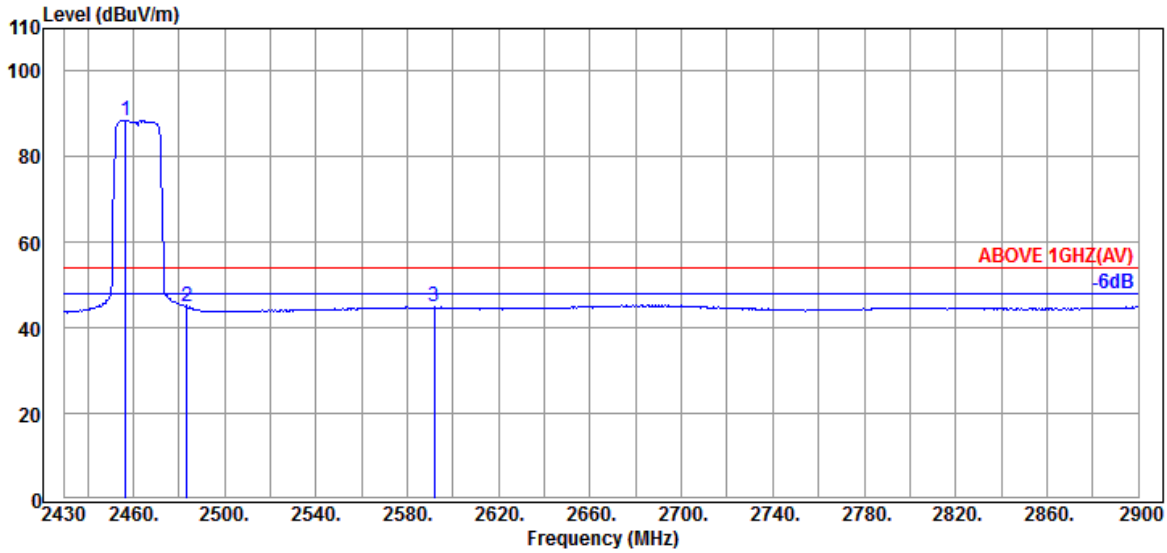

Antenna at Horizontal Polarization

Emission Frequency (MHz)	Antenna Factor (dB/m)	Cable Loss (dB)	Preamp Gain (dB)	Read Level (dBµV)	Emission Level (dBµV/m)	Limits (dBµV/m)	Margin (dB)	Detector
@ 2456.790	28.60	5.81	39.91	94.07	88.57	---	---	Average
2483.580	28.60	5.83	39.91	50.55	45.07	54.00	8.93	Average
2591.680	28.99	5.99	39.93	49.83	44.88	54.00	9.12	Average

Remark: The "@" means fundamental frequency, it is ignored in this section.

This test report may be reproduced in full only. The document may only be updated by Audix Technology Corp. personnel. Any changes will be noted in the Document History section of the report.

Audix Technology Corp.
No. 53-11, Dingfu, Linkou, Dist.,
New Taipei City244, Taiwan
Tel: +886 2 26099301
Fax: +886 2 26099303

Mode	802.11ax-HE20	Frequency	TX 2462MHz

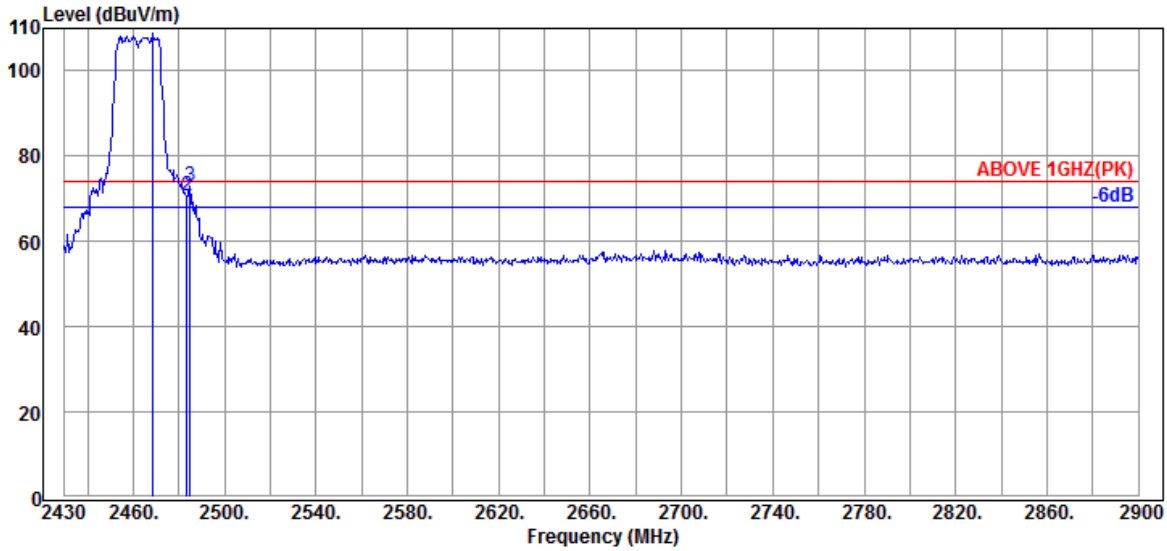

Antenna at Vertical Polarization

Emission Frequency (MHz)	Antenna Factor (dB/m)	Cable Loss (dB)	Preamp Gain (dB)	Read Level (dBμV)	Emission Level (dBμV/m)	Limits (dBμV/m)	Margin (dB)	Detector
@ 2468.540	28.60	5.81	39.91	114.92	109.42	---	---	Peak
2483.580	28.60	5.83	39.91	76.12	70.64	74.00	3.36	Peak
2484.990	28.60	5.83	39.91	78.30	72.82	74.00	1.18	Peak

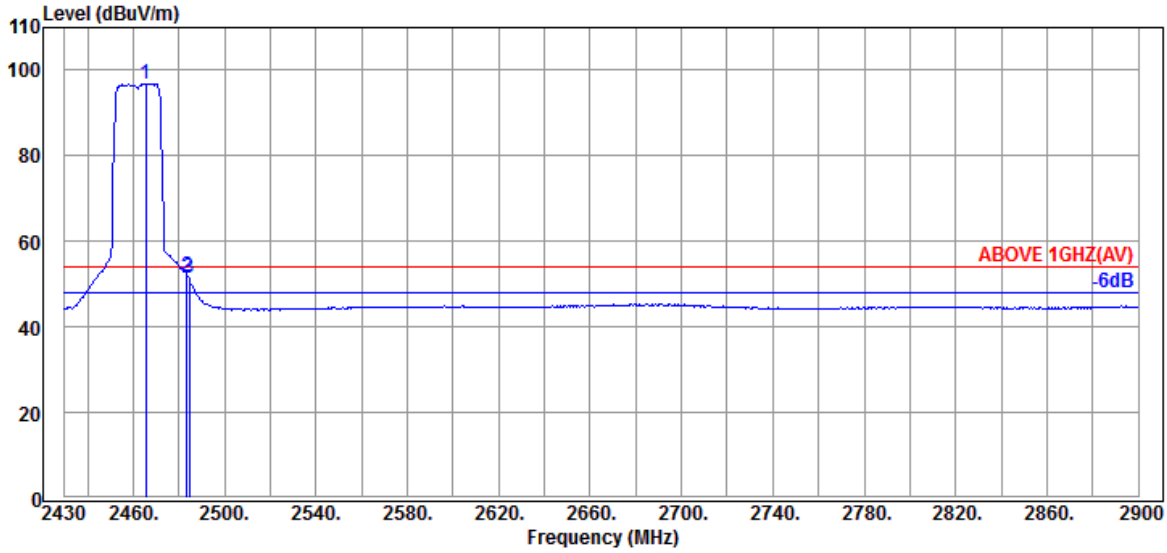

Antenna at Vertical Polarization

Emission Frequency (MHz)	Antenna Factor (dB/m)	Cable Loss (dB)	Preamp Gain (dB)	Read Level (dBμV)	Emission Level (dBμV/m)	Limits (dBμV/m)	Margin (dB)	Detector
@ 2465.720	28.60	5.81	39.91	102.44	96.94	---	---	Average
2483.580	28.60	5.83	39.91	57.34	51.86	54.00	2.14	Average
2484.520	28.60	5.83	39.91	56.76	51.28	54.00	2.72	Average

Remark: The "@" means fundamental frequency, it is ignored in this section.

This test report may be reproduced in full only. The document may only be updated by Audix Technology Corp. personnel. Any changes will be noted in the Document History section of the report.

Audix Technology Corp.
No. 53-11, Dingfu, Linkou, Dist.,
New Taipei City244, Taiwan
Tel: +886 2 26099301
Fax: +886 2 26099303

Mode	802.11ax-HE20	Frequency	TX 2467MHz

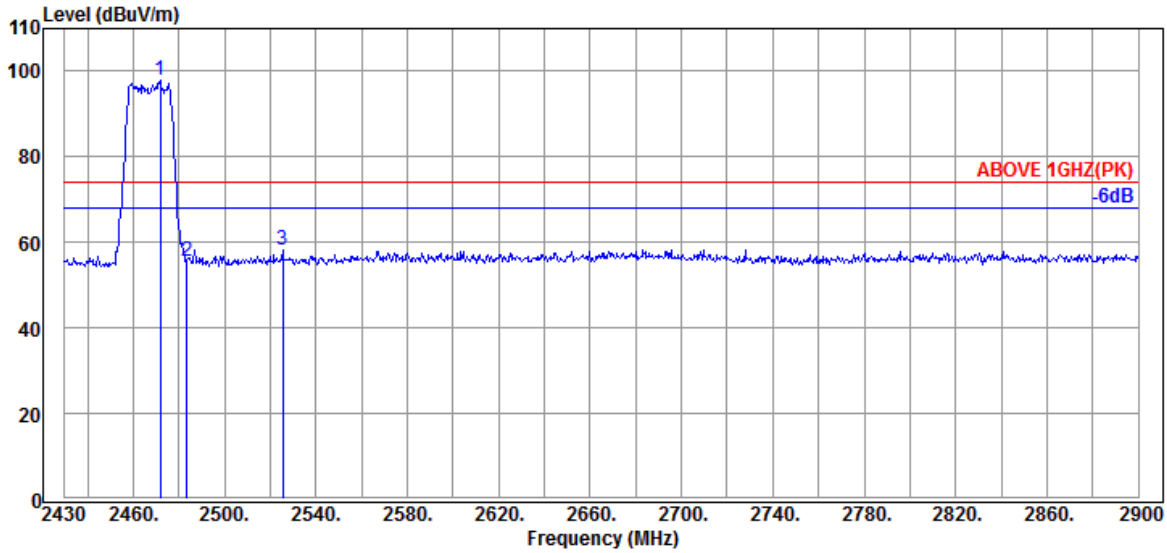

Antenna at Horizontal Polarization

Emission Frequency (MHz)	Antenna Factor (dB/m)	Cable Loss (dB)	Preamp Gain (dB)	Read Level (dBμV)	Emission Level (dBμV/m)	Limits (dBμV/m)	Margin (dB)	Detector
@ 2471.830	28.60	5.83	39.91	103.48	98.00	---	---	Peak
2483.580	28.60	5.83	39.91	60.97	55.49	74.00	18.51	Peak
2525.410	28.66	5.90	39.92	63.55	58.19	74.00	15.81	Peak

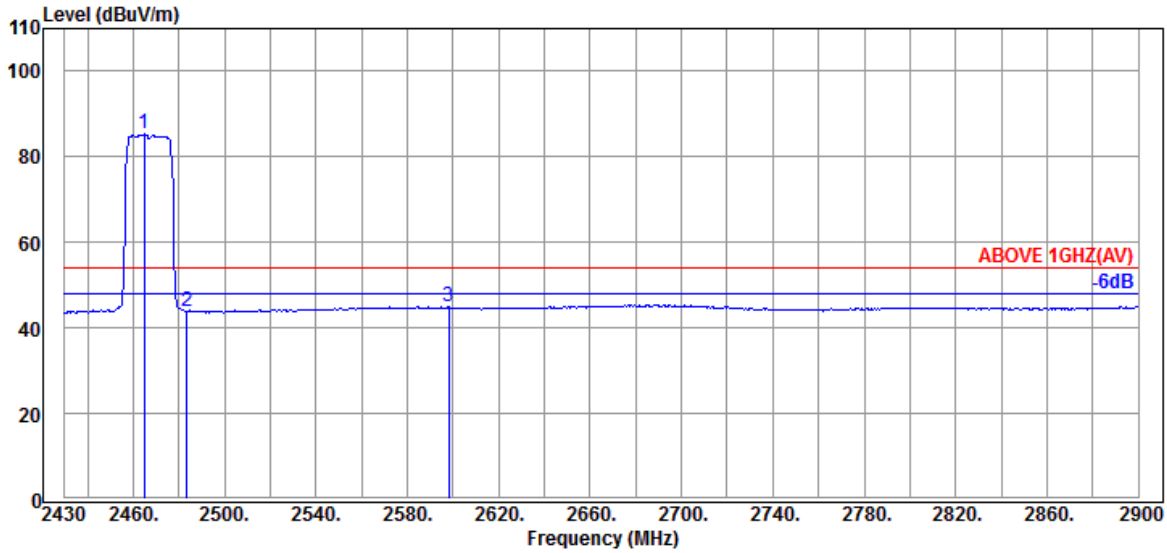

Antenna at Horizontal Polarization

Emission Frequency (MHz)	Antenna Factor (dB/m)	Cable Loss (dB)	Preamp Gain (dB)	Read Level (dBμV)	Emission Level (dBμV/m)	Limits (dBμV/m)	Margin (dB)	Detector
@ 2464.780	28.60	5.81	39.91	90.75	85.25	---	---	Average
2483.580	28.60	5.83	39.91	49.42	43.94	54.00	10.06	Average
2598.260	29.04	5.99	39.93	49.90	45.00	54.00	9.00	Average

Remark: The "@" means fundamental frequency, it is ignored in this section.

This test report may be reproduced in full only. The document may only be updated by Audix Technology Corp. personnel. Any changes will be noted in the Document History section of the report.

Audix Technology Corp.
No. 53-11, Dingfu, Linkou, Dist.,
New Taipei City244, Taiwan

Tel: +886 2 26099301
Fax: +886 2 26099303

Mode	802.11ax-HE20	Frequency	TX 2467MHz

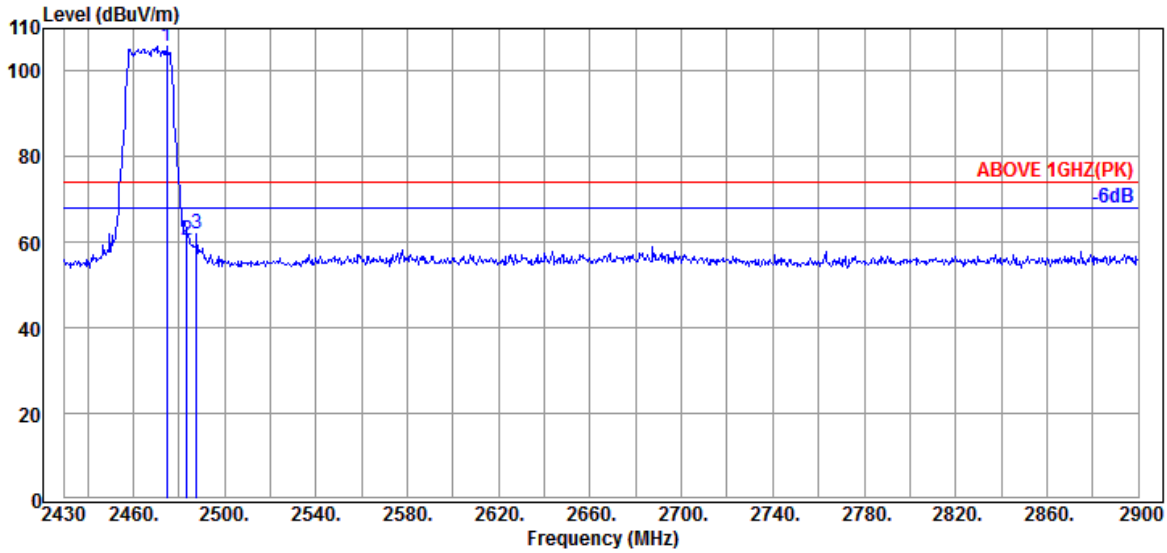

Antenna at Vertical Polarization

Emission Frequency (MHz)	Antenna Factor (dB/m)	Cable Loss (dB)	Preamp Gain (dB)	Read Level (dBμV)	Emission Level (dBμV/m)	Limits (dBμV/m)	Margin (dB)	Detector
@ 2474.650	28.60	5.83	39.91	111.21	105.73	---	---	Peak
2483.580	28.60	5.83	39.91	65.85	60.37	74.00	13.63	Peak
2487.810	28.60	5.86	39.91	67.28	61.83	74.00	12.17	Peak

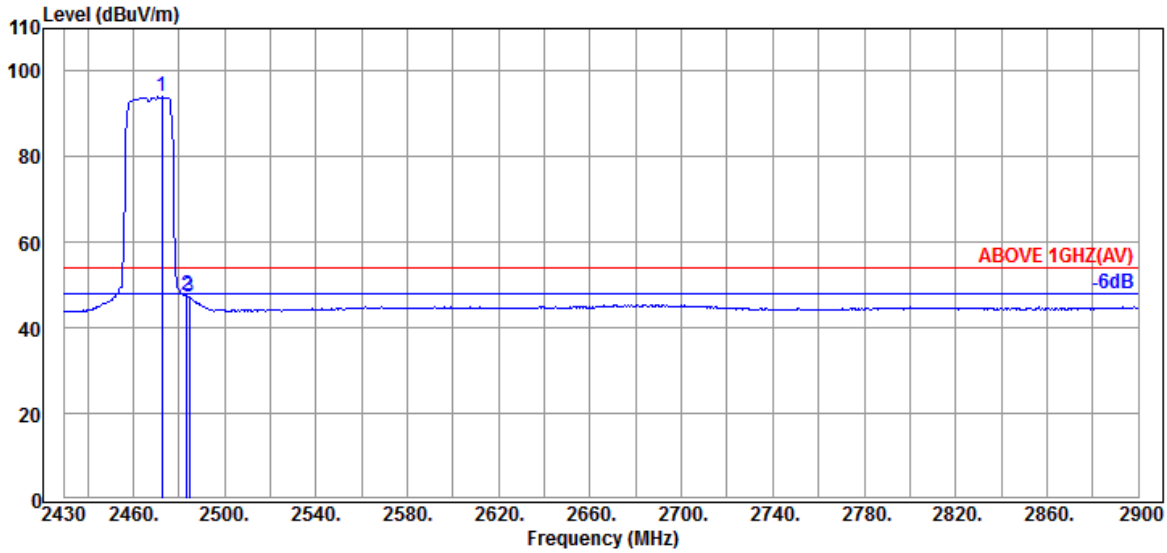

Antenna at Vertical Polarization

Emission Frequency (MHz)	Antenna Factor (dB/m)	Cable Loss (dB)	Preamp Gain (dB)	Read Level (dBμV)	Emission Level (dBμV/m)	Limits (dBμV/m)	Margin (dB)	Detector
@ 2472.770	28.60	5.83	39.91	99.57	94.09	---	---	Average
2483.580	28.60	5.83	39.91	53.10	47.62	54.00	6.38	Average
2484.520	28.60	5.83	39.91	52.69	47.21	54.00	6.79	Average

Remark: The "@" means fundamental frequency, it is ignored in this section.

This test report may be reproduced in full only. The document may only be updated by Audix Technology Corp. personnel. Any changes will be noted in the Document History section of the report.

Audix Technology Corp.
No. 53-11, Dingfu, Linkou, Dist.,
New Taipei City244, Taiwan

Tel: +886 2 26099301
Fax: +886 2 26099303

Mode	802.11ax-HE20	Frequency	TX 2472MHz

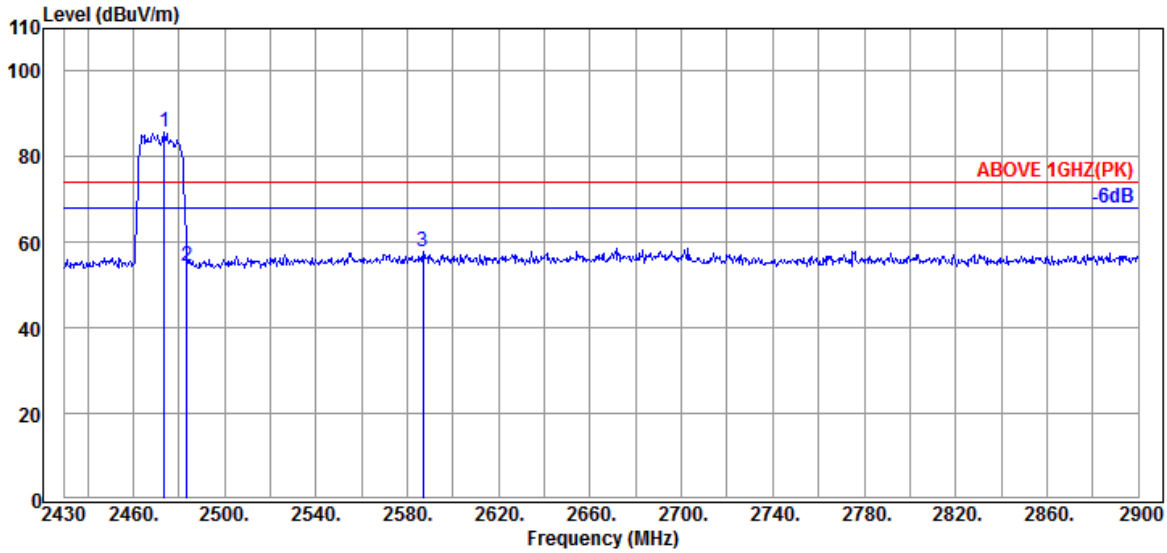

Antenna at Horizontal Polarization

Emission Frequency (MHz)	Antenna Factor (dB/m)	Cable Loss (dB)	Preamp Gain (dB)	Read Level (dBµV)	Emission Level (dBµV/m)	Limits (dBµV/m)	Margin (dB)	Detector
@ 2473.710	28.60	5.83	39.91	91.31	85.83	---	---	Peak
2483.580	28.60	5.83	39.91	59.92	54.44	74.00	19.56	Peak
2586.980	28.99	5.97	39.93	62.80	57.83	74.00	16.17	Peak

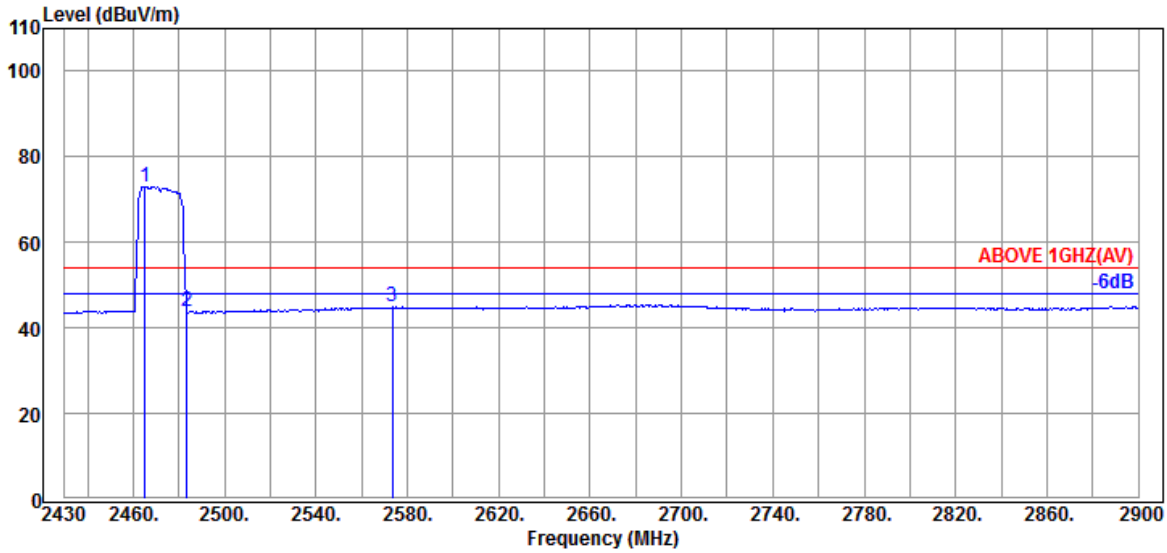

Antenna at Horizontal Polarization

Emission Frequency (MHz)	Antenna Factor (dB/m)	Cable Loss (dB)	Preamp Gain (dB)	Read Level (dBµV)	Emission Level (dBµV/m)	Limits (dBµV/m)	Margin (dB)	Detector
@ 2465.250	28.60	5.81	39.91	78.63	73.13	---	---	Average
2483.580	28.60	5.83	39.91	49.40	43.92	54.00	10.08	Average
2573.350	28.87	5.97	39.93	49.94	44.85	54.00	9.15	Average

Remark: The "@" means fundamental frequency, it is ignored in this section.

This test report may be reproduced in full only. The document may only be updated by Audix Technology Corp. personnel. Any changes will be noted in the Document History section of the report.

Audix Technology Corp.
No. 53-11, Dingfu, Linkou, Dist.,
New Taipei City244, Taiwan
Tel: +886 2 26099301
Fax: +886 2 26099303

Mode	802.11ax-HE20	Frequency	TX 2472MHz

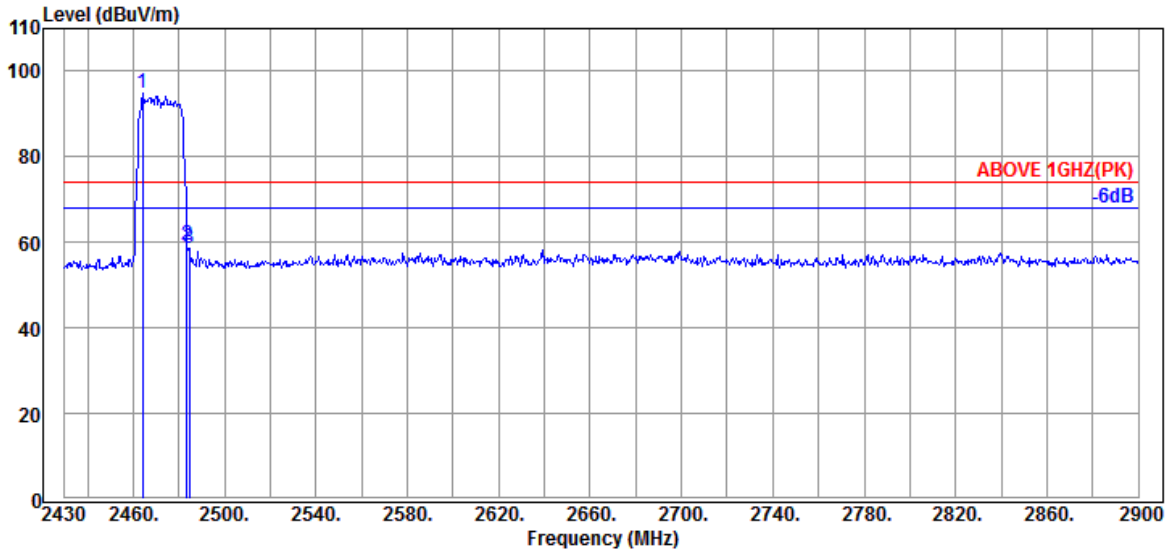

Antenna at Vertical Polarization

Emission Frequency (MHz)	Antenna Factor (dB/m)	Cable Loss (dB)	Preamp Gain (dB)	Read Level (dBµV)	Emission Level (dBµV/m)	Limits (dBµV/m)	Margin (dB)	Detector
@ 2464.310	28.60	5.81	39.91	100.26	94.76	---	---	Peak
2483.580	28.60	5.83	39.91	64.71	59.23	74.00	14.77	Peak
2484.520	28.60	5.83	39.91	64.14	58.66	74.00	15.34	Peak

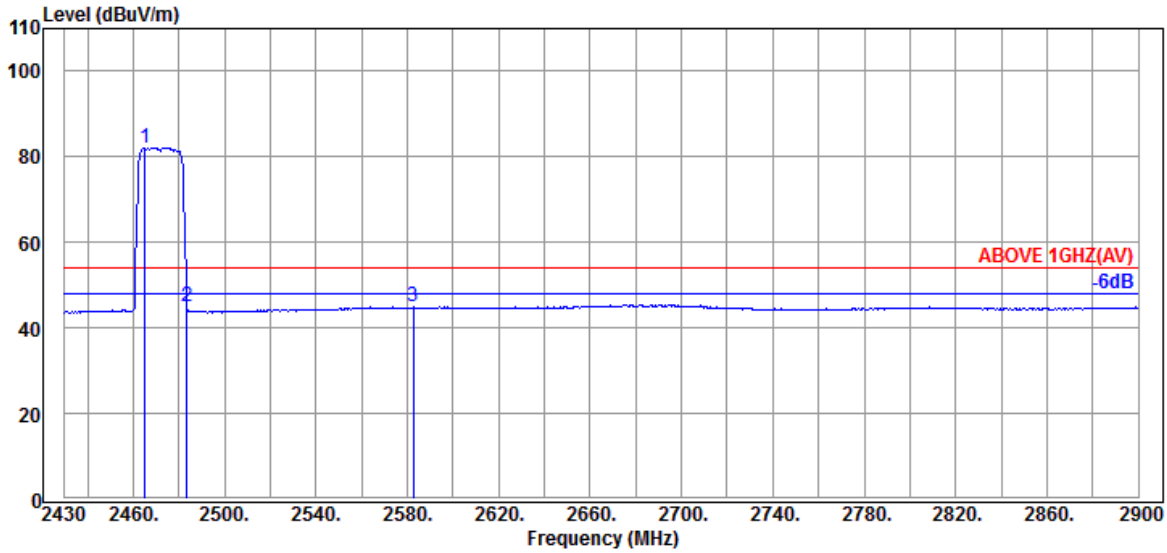

Antenna at Vertical Polarization

Emission Frequency (MHz)	Antenna Factor (dB/m)	Cable Loss (dB)	Preamp Gain (dB)	Read Level (dBµV)	Emission Level (dBµV/m)	Limits (dBµV/m)	Margin (dB)	Detector
@ 2465.250	28.60	5.81	39.91	87.70	82.20	---	---	Average
2483.580	28.60	5.83	39.91	50.37	44.89	54.00	9.11	Average
2582.750	28.93	5.97	39.93	49.96	44.93	54.00	9.07	Average

Remark: The "@" means fundamental frequency, it is ignored in this section.

This test report may be reproduced in full only. The document may only be updated by Audix Technology Corp. personnel. Any changes will be noted in the Document History section of the report.

Audix Technology Corp.
No. 53-11, Dingfu, Linkou, Dist.,
New Taipei City244, Taiwan
Tel: +886 2 26099301
Fax: +886 2 26099303

Mode	802.11ax-HE40	Frequency	TX 2422MHz

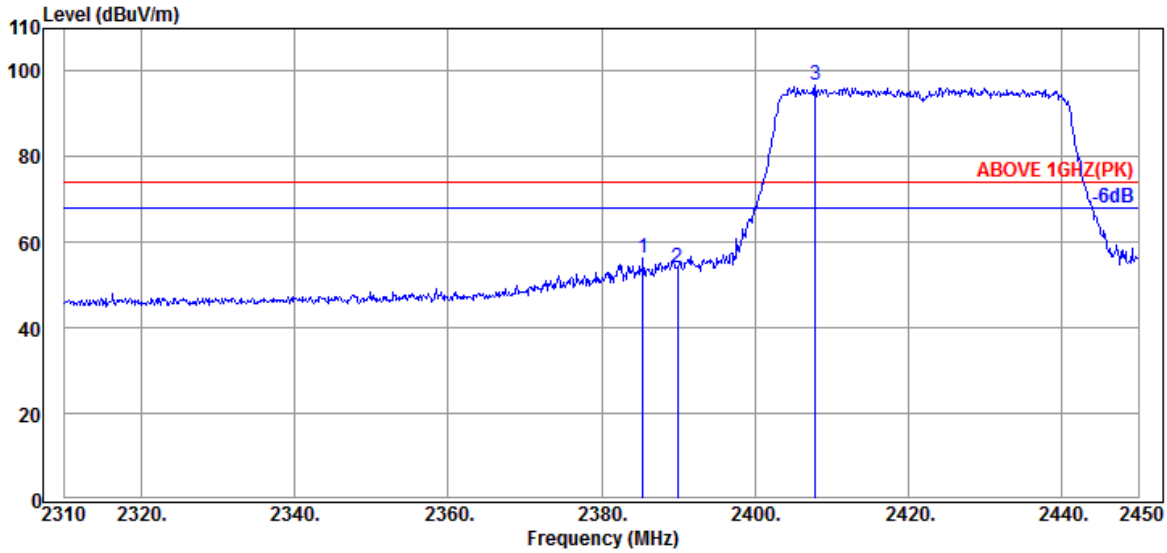

Antenna at Horizontal Polarization

	Emission Frequency (MHz)	Antenna Factor (dB/m)	Cable Loss (dB)	Preamp Gain (dB)	Read Level (dBμV)	Emission Level (dBμV/m)	Limits (dBμV/m)	Margin (dB)	Detector
	2385.460	28.27	5.68	39.91	62.34	56.38	74.00	17.62	Peak
	2389.940	28.27	5.70	39.91	59.82	53.88	74.00	20.12	Peak
@	2407.860	28.34	5.73	39.91	102.47	96.63	---	---	Peak

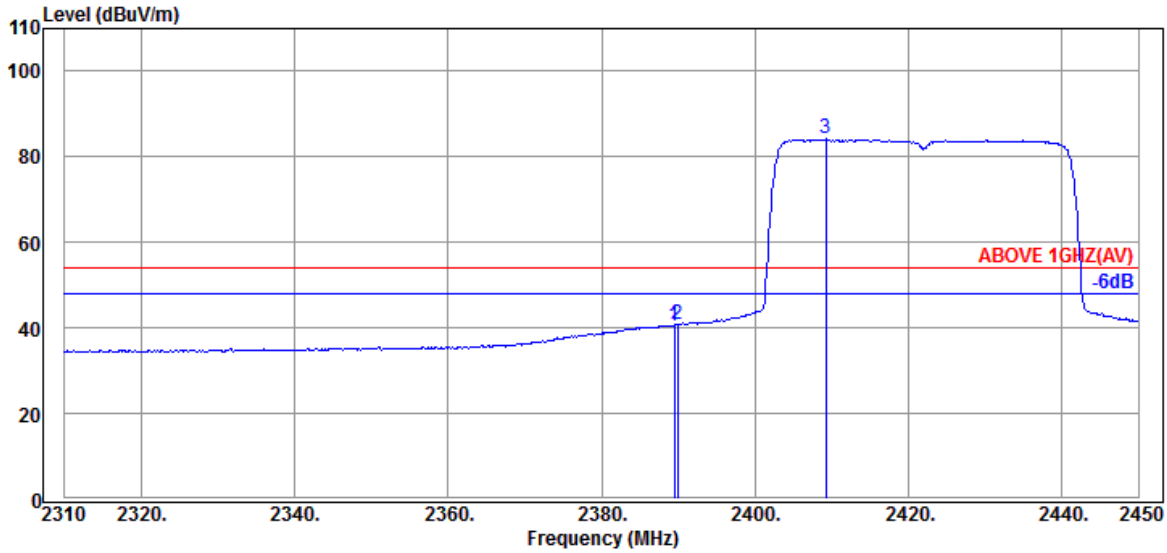

Antenna at Horizontal Polarization

	Emission Frequency (MHz)	Antenna Factor (dB/m)	Cable Loss (dB)	Preamp Gain (dB)	Read Level (dBμV)	Emission Level (dBμV/m)	Limits (dBμV/m)	Margin (dB)	Detector
	2389.520	28.27	5.70	39.91	46.57	40.63	54.00	13.37	Average
	2389.940	28.27	5.70	39.91	46.62	40.68	54.00	13.32	Average
@	2409.260	28.34	5.73	39.91	90.09	84.25	---	---	Average

Remark: The "@" means fundamental frequency, it is ignored in this section.

This test report may be reproduced in full only. The document may only be updated by Audix Technology Corp. personnel. Any changes will be noted in the Document History section of the report.

Audix Technology Corp.
No. 53-11, Dingfu, Linkou, Dist.,
New Taipei City244, Taiwan
Tel: +886 2 26099301
Fax: +886 2 26099303

Mode	802.11ax-HE40	Frequency	TX 2422MHz

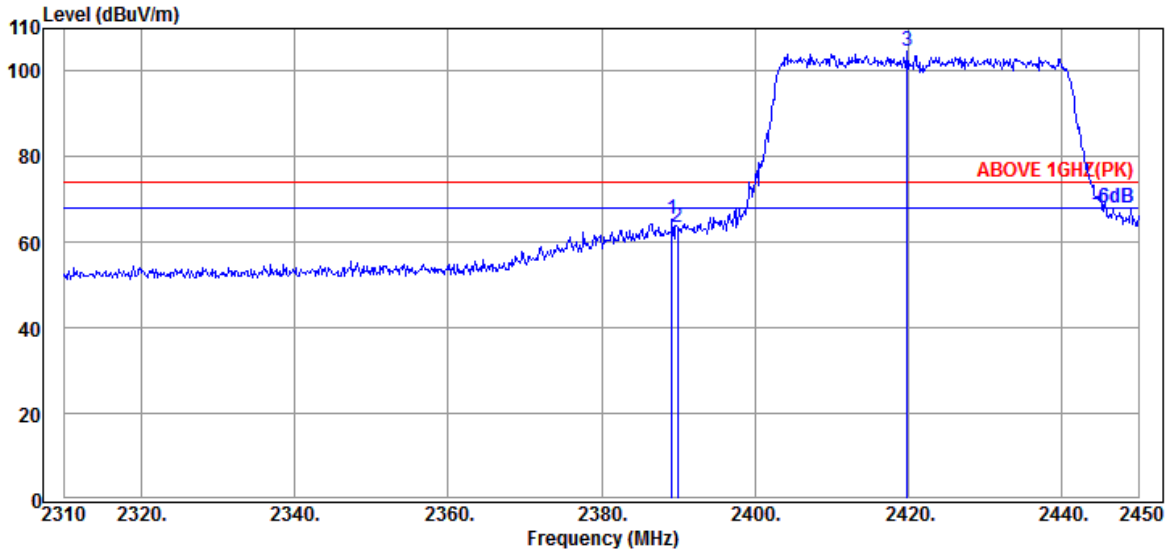

Antenna at Vertical Polarization

	Emission Frequency (MHz)	Antenna Factor (dB/m)	Cable Loss (dB)	Preamp Gain (dB)	Read Level (dBμV)	Emission Level (dBμV/m)	Limits (dBμV/m)	Margin (dB)	Detector
	2389.240	28.27	5.70	39.91	71.45	65.51	74.00	8.49	Peak
	2389.940	28.27	5.70	39.91	69.47	63.53	74.00	10.47	Peak
@	2419.900	28.43	5.76	39.91	110.56	104.84	---	---	Peak

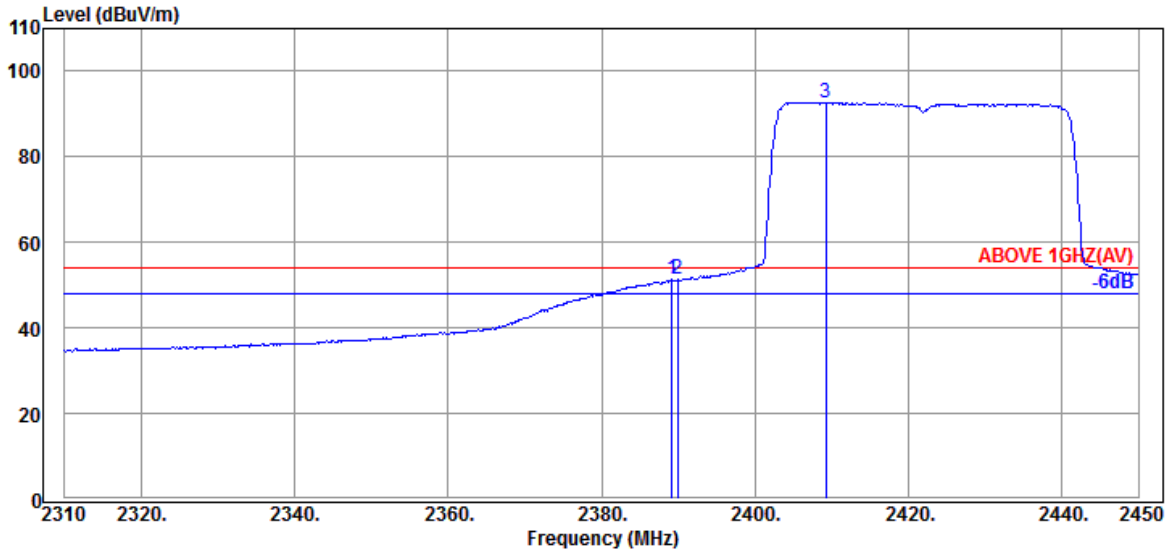

Antenna at Vertical Polarization

	Emission Frequency (MHz)	Antenna Factor (dB/m)	Cable Loss (dB)	Preamp Gain (dB)	Read Level (dBμV)	Emission Level (dBμV/m)	Limits (dBμV/m)	Margin (dB)	Detector
	2389.240	28.27	5.70	39.91	57.22	51.28	54.00	2.72	Average
	2389.940	28.27	5.70	39.91	57.22	51.28	54.00	2.72	Average
@	2409.260	28.34	5.73	39.91	98.62	92.78	---	---	Average

Remark: The "@" means fundamental frequency, it is ignored in this section.

This test report may be reproduced in full only. The document may only be updated by Audix Technology Corp. personnel. Any changes will be noted in the Document History section of the report.

Audix Technology Corp.
No. 53-11, Dingfu, Linkou, Dist.,
New Taipei City244, Taiwan
Tel: +886 2 26099301
Fax: +886 2 26099303

Mode	802.11ax-HE40	Frequency	TX 2422MHz

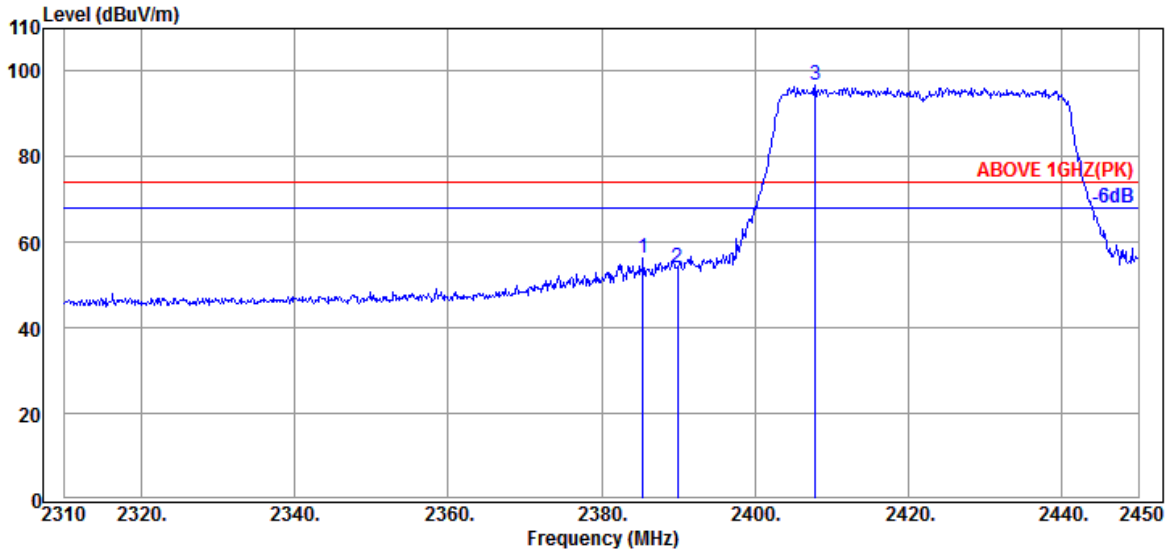

Antenna at Horizontal Polarization

	Emission Frequency (MHz)	Antenna Factor (dB/m)	Cable Loss (dB)	Preamp Gain (dB)	Read Level (dBµV)	Emission Level (dBµV/m)	Limits (dBµV/m)	Margin (dB)	Detector
	2385.460	28.27	5.68	39.91	62.34	56.38	74.00	17.62	Peak
	2389.940	28.27	5.70	39.91	59.82	53.88	74.00	20.12	Peak
@	2407.860	28.34	5.73	39.91	102.47	96.63	---	---	Peak

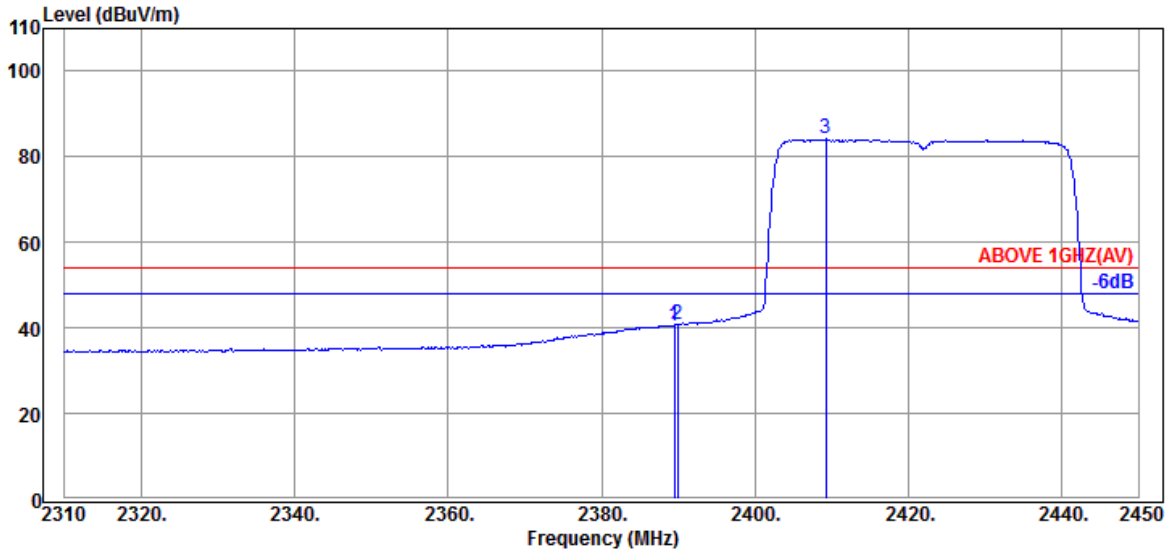

Antenna at Horizontal Polarization

	Emission Frequency (MHz)	Antenna Factor (dB/m)	Cable Loss (dB)	Preamp Gain (dB)	Read Level (dBµV)	Emission Level (dBµV/m)	Limits (dBµV/m)	Margin (dB)	Detector
	2389.520	28.27	5.70	39.91	46.57	40.63	54.00	13.37	Average
	2389.940	28.27	5.70	39.91	46.62	40.68	54.00	13.32	Average
@	2409.260	28.34	5.73	39.91	90.09	84.25	---	---	Average

Remark: The "@" means fundamental frequency, it is ignored in this section.

This test report may be reproduced in full only. The document may only be updated by Audix Technology Corp. personnel. Any changes will be noted in the Document History section of the report.

Audix Technology Corp.
No. 53-11, Dingfu, Linkou, Dist.,
New Taipei City244, Taiwan
Tel: +886 2 26099301
Fax: +886 2 26099303

Mode	802.11ax-HE40	Frequency	TX 2427MHz

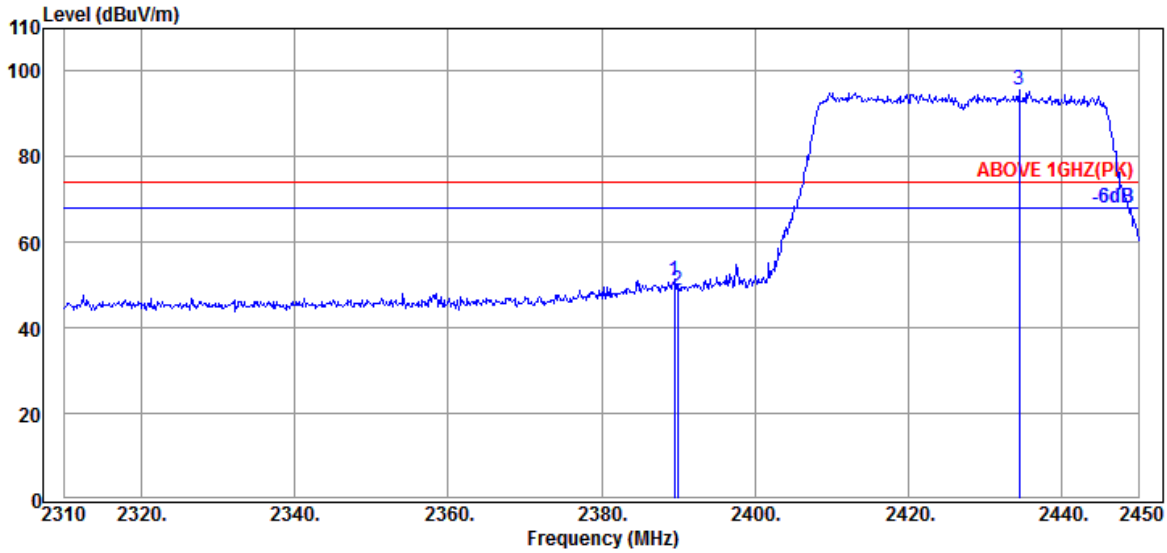

Antenna at Vertical Polarization

	Emission Frequency (MHz)	Antenna Factor (dB/m)	Cable Loss (dB)	Preamp Gain (dB)	Read Level (dBμV)	Emission Level (dBμV/m)	Limits (dBμV/m)	Margin (dB)	Detector
	2389.520	28.27	5.70	39.91	56.94	51.00	74.00	23.00	Peak
	2389.940	28.27	5.70	39.91	54.81	48.87	74.00	25.13	Peak
@	2434.460	28.51	5.76	39.91	101.13	95.49	---	---	Peak

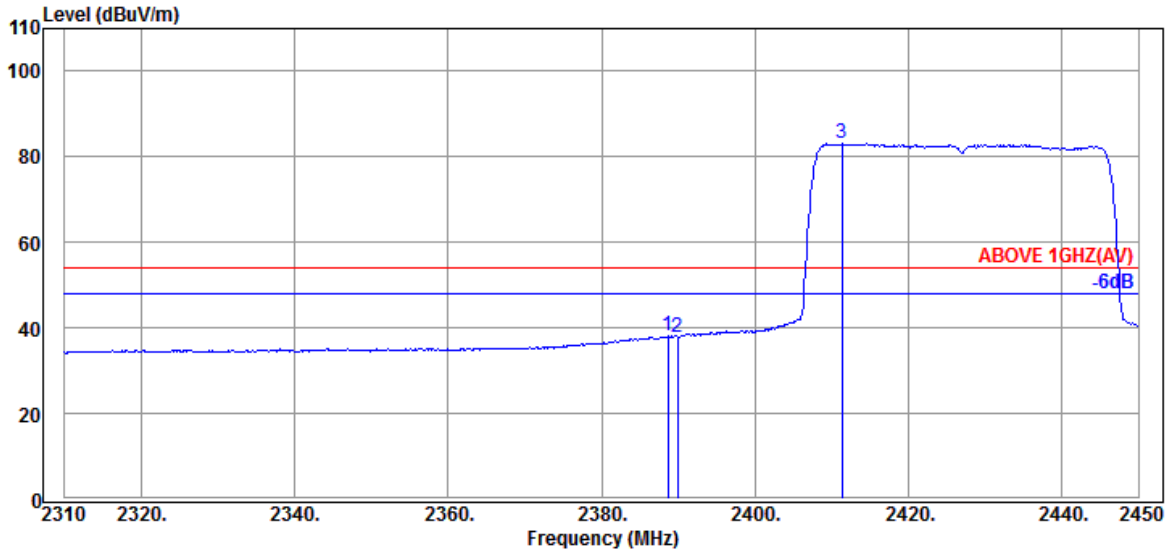

Antenna at Vertical Polarization

	Emission Frequency (MHz)	Antenna Factor (dB/m)	Cable Loss (dB)	Preamp Gain (dB)	Read Level (dBμV)	Emission Level (dBμV/m)	Limits (dBμV/m)	Margin (dB)	Detector
	2388.680	28.27	5.70	39.91	44.21	38.27	54.00	15.73	Average
	2389.940	28.27	5.70	39.91	43.93	37.99	54.00	16.01	Average
@	2411.360	28.39	5.73	39.91	88.89	83.10	---	---	Average

Remark: The "@" means fundamental frequency, it is ignored in this section.

This test report may be reproduced in full only. The document may only be updated by Audix Technology Corp. personnel. Any changes will be noted in the Document History section of the report.

Audix Technology Corp.
No. 53-11, Dingfu, Linkou, Dist.,
New Taipei City244, Taiwan
Tel: +886 2 26099301
Fax: +886 2 26099303

Mode	802.11ax-HE40	Frequency	TX 2427MHz

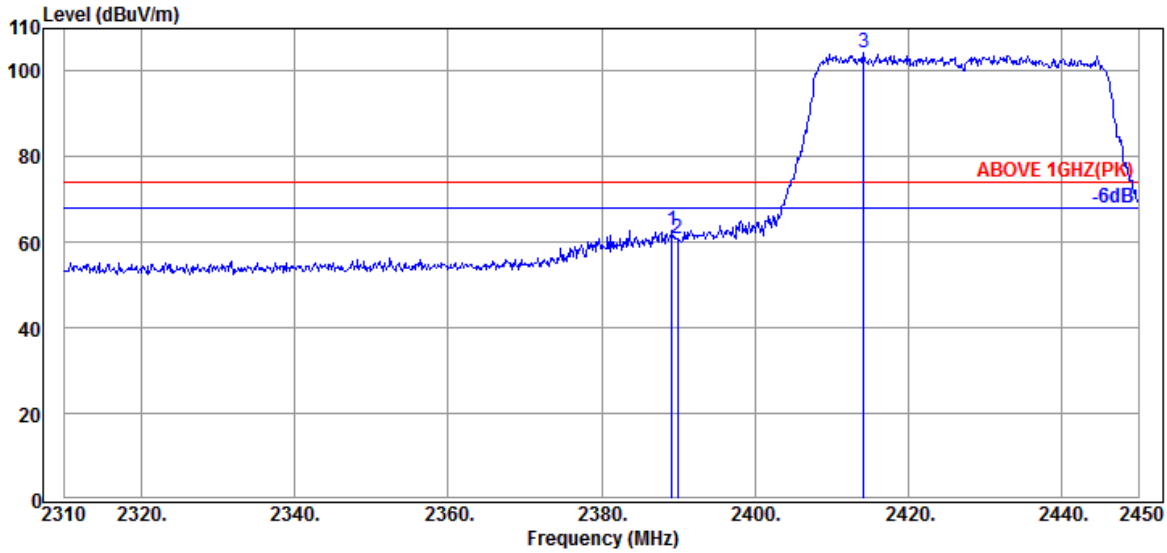

Antenna at Horizontal Polarization

Emission Frequency (MHz)	Antenna Factor (dB/m)	Cable Loss (dB)	Preamp Gain (dB)	Read Level (dBμV)	Emission Level (dBμV/m)	Limits (dBμV/m)	Margin (dB)	Detector
2389.240	28.27	5.70	39.91	68.66	62.72	74.00	15.73	Peak
2389.940	28.27	5.70	39.91	66.90	60.96	74.00	13.04	Peak
@ 2414.160	28.39	5.73	39.91	110.29	104.50	---	---	Peak

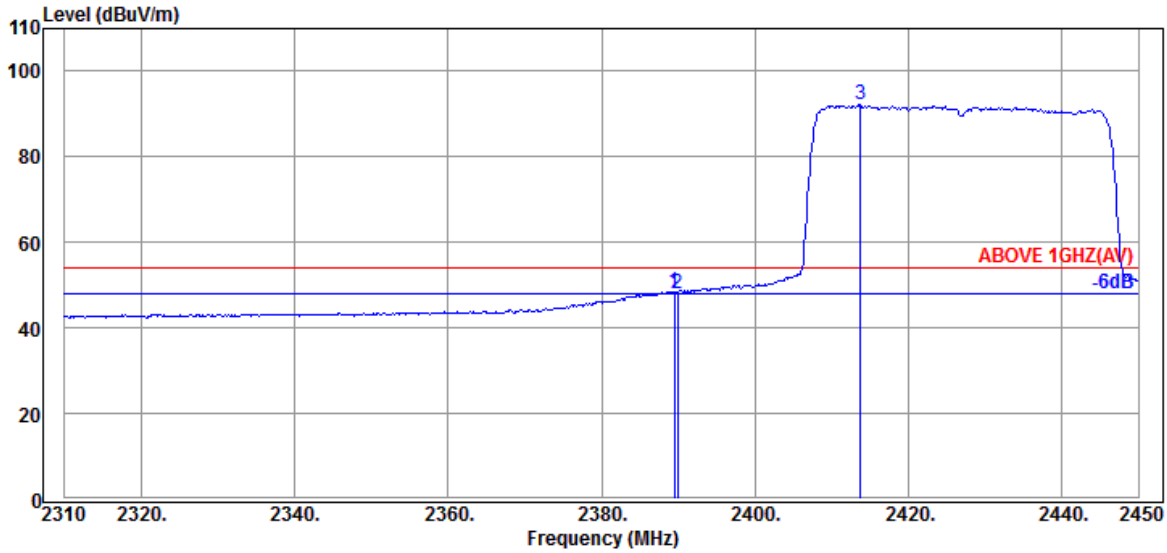

Antenna at Horizontal Polarization

Emission Frequency (MHz)	Antenna Factor (dB/m)	Cable Loss (dB)	Preamp Gain (dB)	Read Level (dBμV)	Emission Level (dBμV/m)	Limits (dBμV/m)	Margin (dB)	Detector
2389.520	28.27	5.70	39.91	54.44	48.50	54.00	15.73	Average
2389.940	28.27	5.70	39.91	54.11	48.17	54.00	5.83	Average
@ 2413.740	28.39	5.73	39.91	97.95	92.16	---	---	Average

Remark: The "@" means fundamental frequency, it is ignored in this section.

This test report may be reproduced in full only. The document may only be updated by Audix Technology Corp. personnel. Any changes will be noted in the Document History section of the report.

Audix Technology Corp.
No. 53-11, Dingfu, Linkou, Dist.,
New Taipei City244, Taiwan
Tel: +886 2 26099301
Fax: +886 2 26099303

Mode	802.11ax-HE40	Frequency	TX 2427MHz

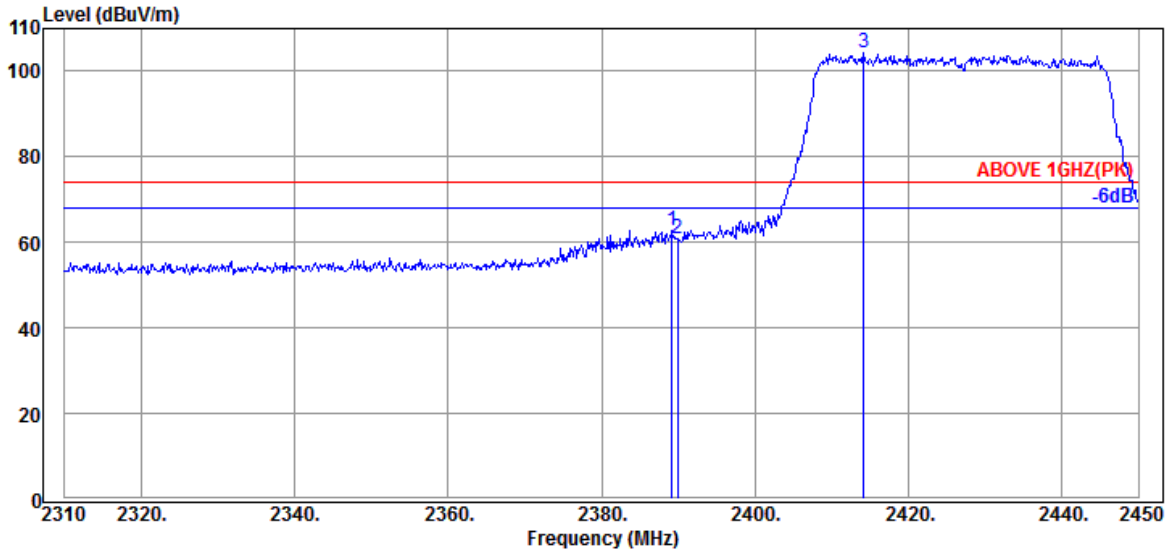

Antenna at Vertical Polarization

	Emission Frequency (MHz)	Antenna Factor (dB/m)	Cable Loss (dB)	Preamp Gain (dB)	Read Level (dBμV)	Emission Level (dBμV/m)	Limits (dBμV/m)	Margin (dB)	Detector
	2389.240	28.27	5.70	39.91	68.66	62.72	74.00	11.28	Peak
	2389.940	28.27	5.70	39.91	66.90	60.96	74.00	13.04	Peak
@	2414.160	28.39	5.73	39.91	110.29	104.50	---	---	Peak

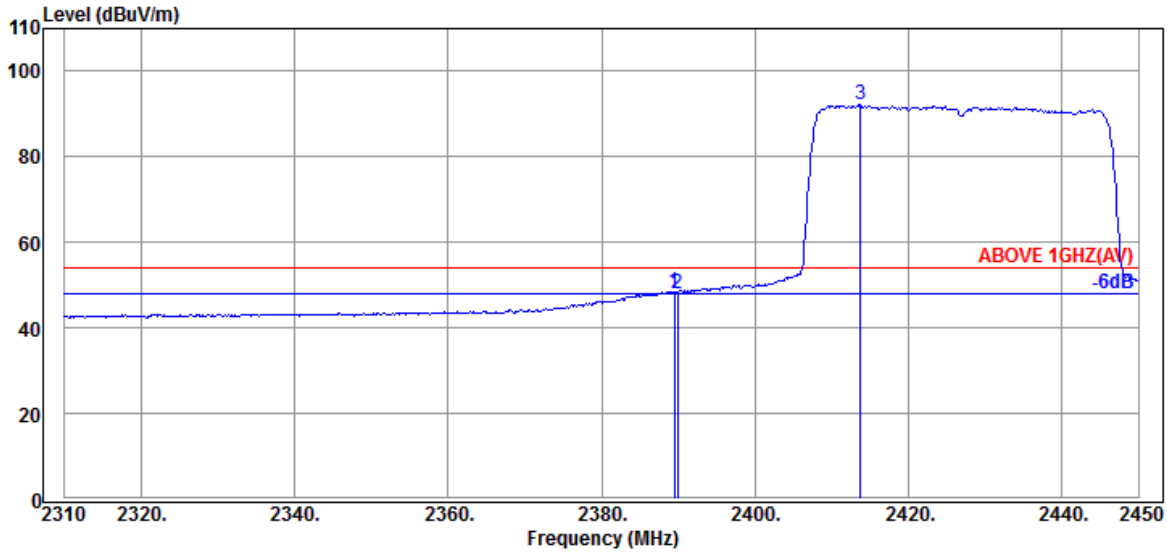

Antenna at Vertical Polarization

	Emission Frequency (MHz)	Antenna Factor (dB/m)	Cable Loss (dB)	Preamp Gain (dB)	Read Level (dBμV)	Emission Level (dBμV/m)	Limits (dBμV/m)	Margin (dB)	Detector
	2389.520	28.27	5.70	39.91	54.44	48.50	54.00	15.73	Average
	2389.940	28.27	5.70	39.91	54.11	48.17	54.00	5.83	Average
@	2413.740	28.39	5.73	39.91	97.95	92.16	---	---	Average

Remark: The "@" means fundamental frequency, it is ignored in this section.

This test report may be reproduced in full only. The document may only be updated by Audix Technology Corp. personnel. Any changes will be noted in the Document History section of the report.

Audix Technology Corp.
No. 53-11, Dingfu, Linkou, Dist.,
New Taipei City244, Taiwan
Tel: +886 2 26099301
Fax: +886 2 26099303

Mode	802.11ax-HE40	Frequency	TX 2447MHz

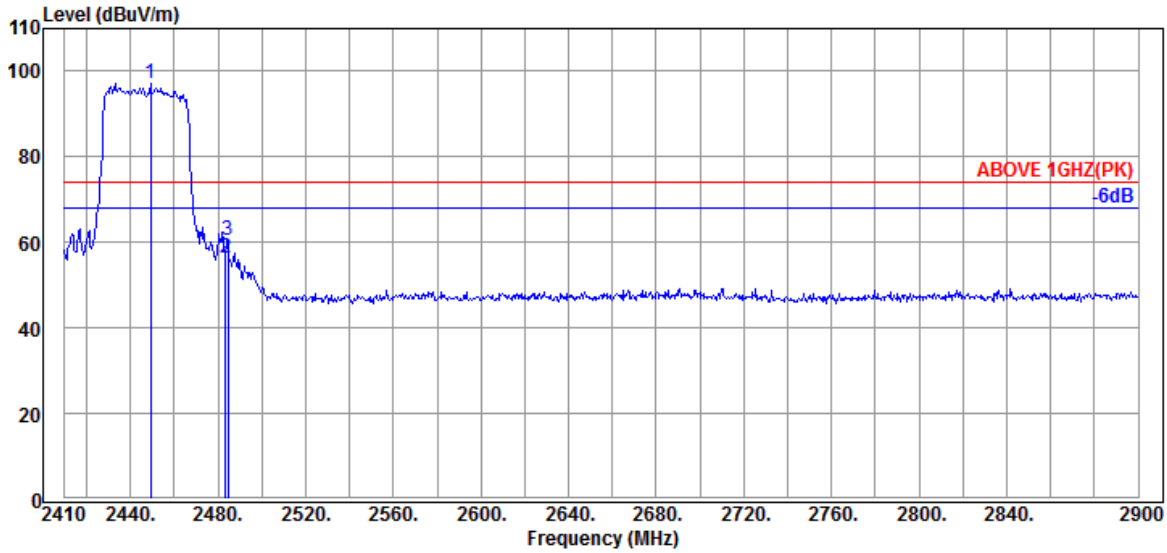

Antenna at Horizontal Polarization

Emission Frequency (MHz)	Antenna Factor (dB/m)	Cable Loss (dB)	Preamp Gain (dB)	Read Level (dBμV)	Emission Level (dBμV/m)	Limits (dBμV/m)	Margin (dB)	Detector
@ 2449.200	28.60	5.78	39.91	102.65	97.12	---	---	Peak
2483.500	28.60	5.83	39.91	61.94	56.46	74.00	17.54	Peak
2484.480	28.60	5.83	39.91	66.02	60.54	74.00	13.46	Peak

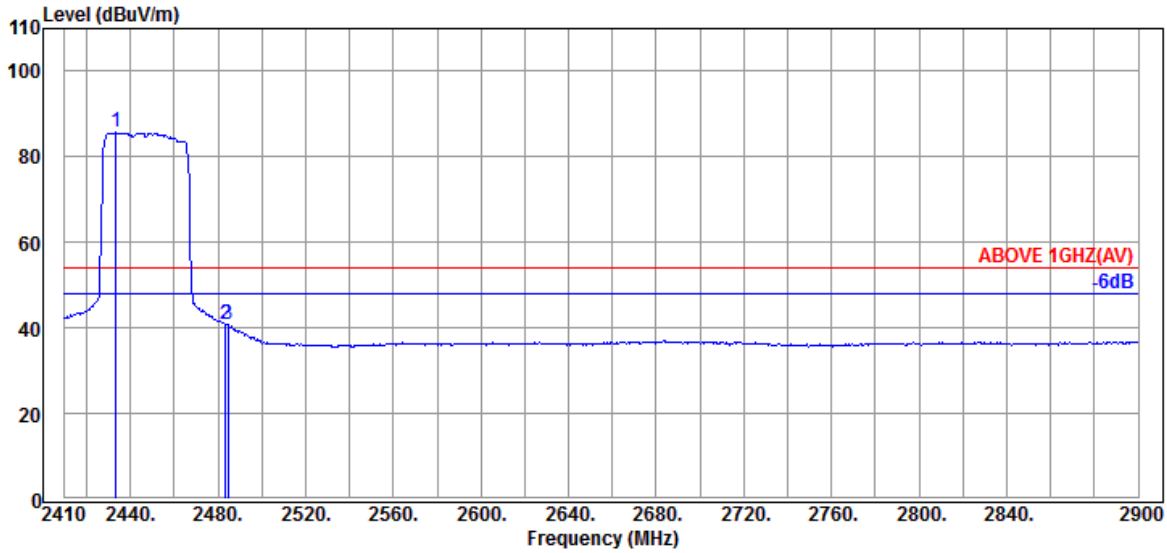

Antenna at Horizontal Polarization

Emission Frequency (MHz)	Antenna Factor (dB/m)	Cable Loss (dB)	Preamp Gain (dB)	Read Level (dBμV)	Emission Level (dBμV/m)	Limits (dBμV/m)	Margin (dB)	Detector
@ 2433.520	28.51	5.76	39.91	91.28	85.64	---	---	Average
2483.500	28.60	5.83	39.91	46.37	40.89	54.00	13.11	Average
2484.480	28.60	5.83	39.91	46.21	40.73	54.00	13.27	Average

Remark: The "@" means fundamental frequency, it is ignored in this section.

This test report may be reproduced in full only. The document may only be updated by Audix Technology Corp. personnel. Any changes will be noted in the Document History section of the report.

Audix Technology Corp.
No. 53-11, Dingfu, Linkou, Dist.,
New Taipei City244, Taiwan
Tel: +886 2 26099301
Fax: +886 2 26099303

Mode	802.11ax-HE40	Frequency	TX 2447MHz

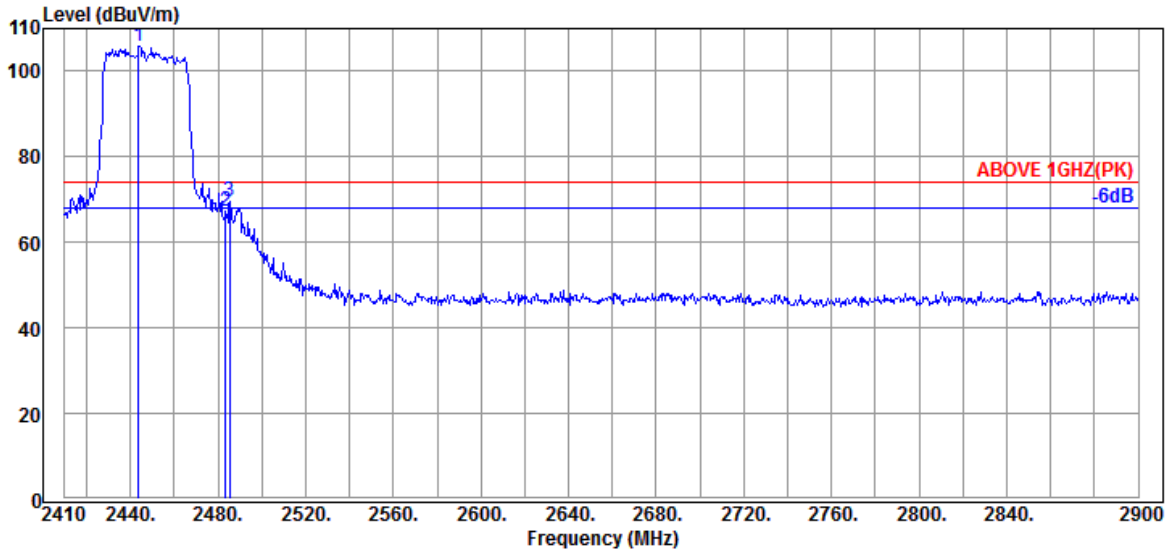

Antenna at Vertical Polarization

Emission Frequency (MHz)	Antenna Factor (dB/m)	Cable Loss (dB)	Preamp Gain (dB)	Read Level (dBμV)	Emission Level (dBμV/m)	Limits (dBμV/m)	Margin (dB)	Detector
@ 2443.810	28.56	5.78	39.91	111.33	105.76	---	---	Peak
2483.500	28.60	5.83	39.91	72.94	67.46	74.00	6.54	Peak
2485.460	28.60	5.83	39.91	75.10	69.62	74.00	4.38	Peak

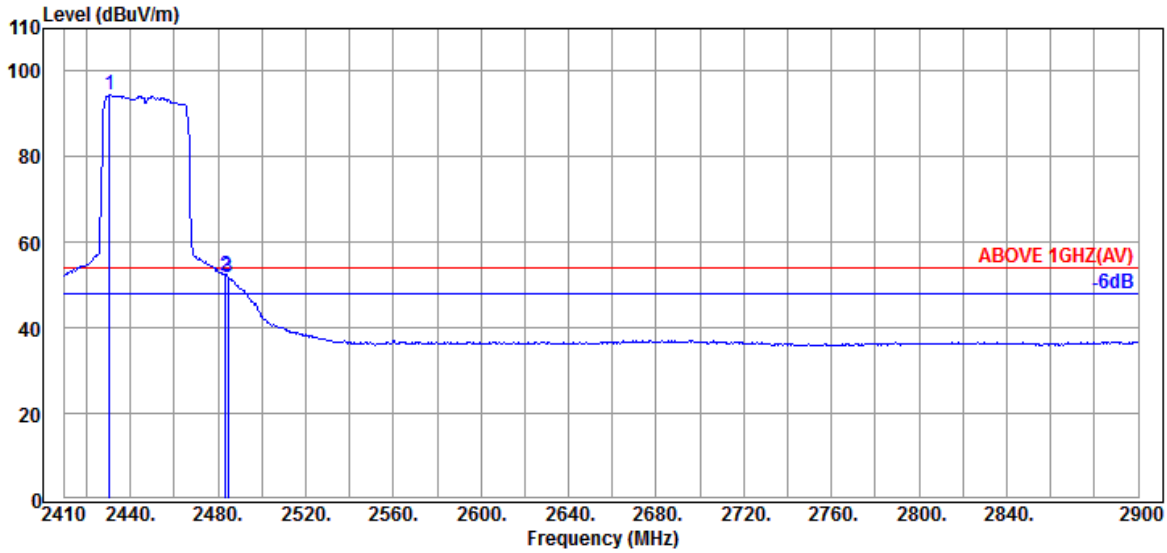

Antenna at Vertical Polarization

Emission Frequency (MHz)	Antenna Factor (dB/m)	Cable Loss (dB)	Preamp Gain (dB)	Read Level (dBμV)	Emission Level (dBμV/m)	Limits (dBμV/m)	Margin (dB)	Detector
@ 2430.580	28.47	5.76	39.91	100.04	94.36	---	---	Average
2483.500	28.60	5.83	39.91	57.76	52.28	54.00	1.72	Average
2484.480	28.60	5.83	39.91	57.38	51.90	54.00	2.10	Average

Remark: The "@" means fundamental frequency, it is ignored in this section.

This test report may be reproduced in full only. The document may only be updated by Audix Technology Corp. personnel. Any changes will be noted in the Document History section of the report.

Audix Technology Corp.
No. 53-11, Dingfu, Linkou, Dist.,
New Taipei City244, Taiwan
Tel: +886 2 26099301
Fax: +886 2 26099303

Mode	802.11ax-HE40	Frequency	TX 2452MHz

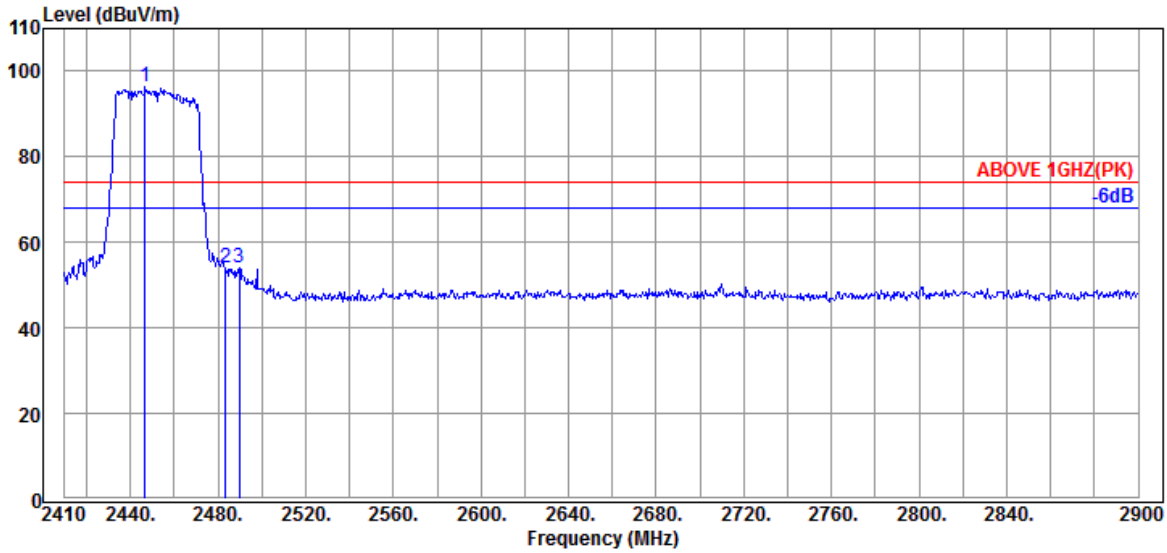

Antenna at Horizontal Polarization

Emission Frequency (MHz)	Antenna Factor (dB/m)	Cable Loss (dB)	Preamp Gain (dB)	Read Level (dBμV)	Emission Level (dBμV/m)	Limits (dBμV/m)	Margin (dB)	Detector
@ 2446.750	28.60	5.78	39.91	101.76	96.23	---	---	Peak
2483.500	28.60	5.83	39.91	59.64	54.16	74.00	19.84	Peak
2489.870	28.60	5.86	39.91	59.46	54.01	74.00	19.99	Peak

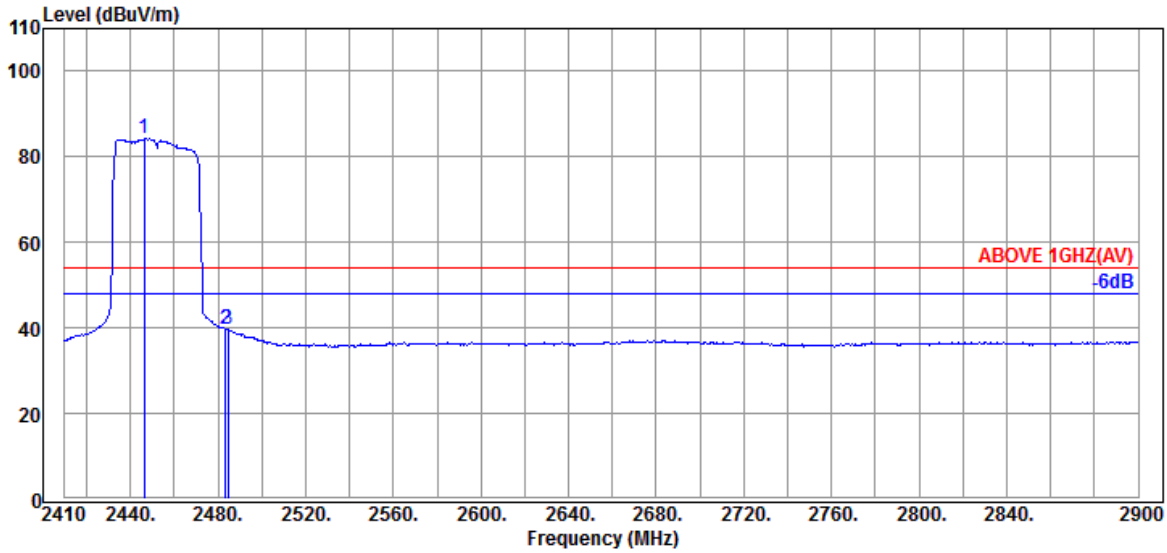

Antenna at Horizontal Polarization

Emission Frequency (MHz)	Antenna Factor (dB/m)	Cable Loss (dB)	Preamp Gain (dB)	Read Level (dBμV)	Emission Level (dBμV/m)	Limits (dBμV/m)	Margin (dB)	Detector
@ 2446.260	28.56	5.78	39.91	89.80	84.23	---	---	Average
2483.500	28.60	5.83	39.91	45.28	39.80	54.00	14.20	Average
2484.480	28.60	5.83	39.91	45.20	39.72	54.00	14.28	Average

Remark: The "@" means fundamental frequency, it is ignored in this section.

This test report may be reproduced in full only. The document may only be updated by Audix Technology Corp. personnel. Any changes will be noted in the Document History section of the report.

Audix Technology Corp.
No. 53-11, Dingfu, Linkou, Dist.,
New Taipei City244, Taiwan
Tel: +886 2 26099301
Fax: +886 2 26099303

Mode	802.11ax-HE40	Frequency	TX 2452MHz

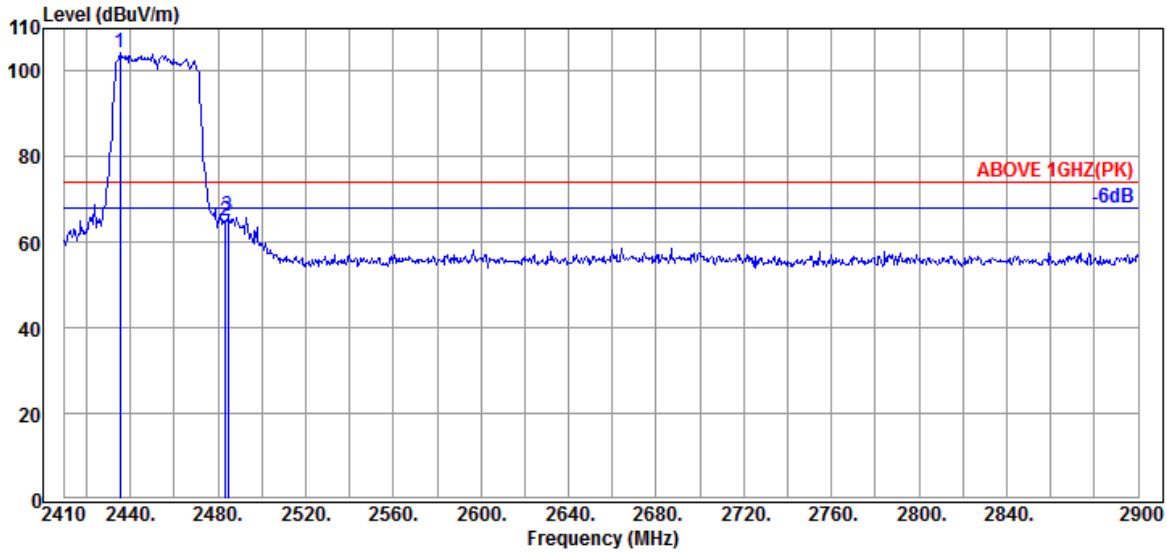

Antenna at Vertical Polarization

Emission Frequency (MHz)	Antenna Factor (dB/m)	Cable Loss (dB)	Preamp Gain (dB)	Read Level (dBμV)	Emission Level (dBμV/m)	Limits (dBμV/m)	Margin (dB)	Detector
@ 2435.480	28.51	5.76	39.91	109.98	104.34	---	---	Peak
2483.500	28.60	5.83	39.91	70.47	64.99	74.00	9.01	Peak
2484.480	28.60	5.83	39.91	71.62	66.14	74.00	7.86	Peak

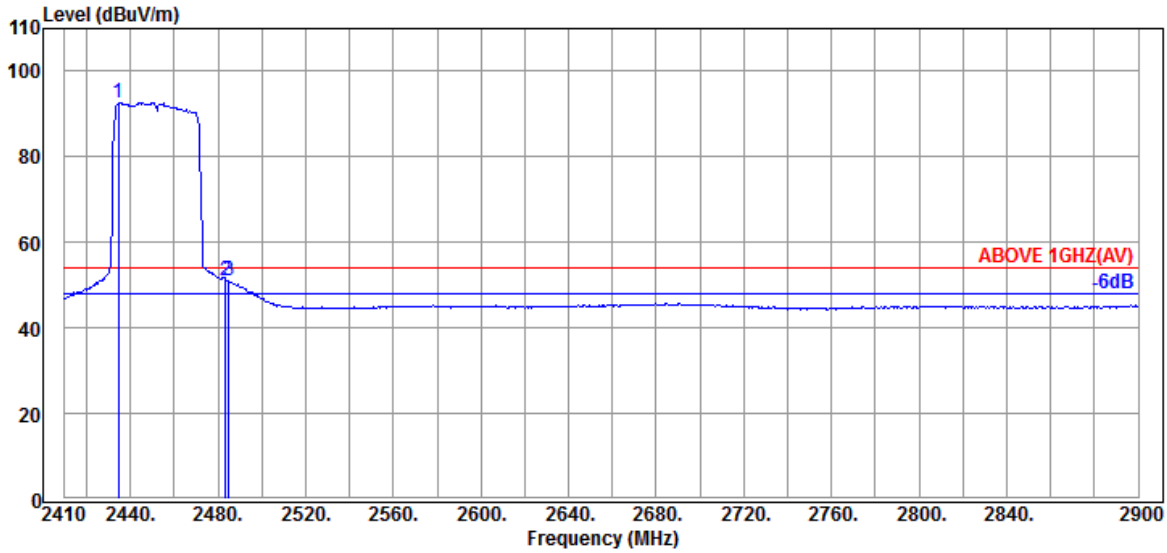

Antenna at Vertical Polarization

Emission Frequency (MHz)	Antenna Factor (dB/m)	Cable Loss (dB)	Preamp Gain (dB)	Read Level (dBμV)	Emission Level (dBμV/m)	Limits (dBμV/m)	Margin (dB)	Detector
@ 2434.500	28.51	5.76	39.91	98.36	92.72	---	---	Average
2483.500	28.60	5.83	39.91	56.63	51.15	54.00	2.85	Average
2484.970	28.60	5.83	39.91	56.55	51.07	54.00	2.93	Average

Remark: The "@" means fundamental frequency, it is ignored in this section.

This test report may be reproduced in full only. The document may only be updated by Audix Technology Corp. personnel. Any changes will be noted in the Document History section of the report.

Audix Technology Corp.
No. 53-11, Dingfu, Linkou, Dist.,
New Taipei City244, Taiwan
Tel: +886 2 26099301
Fax: +886 2 26099303

Mode	802.11ax-HE40	Frequency	TX 2457MHz

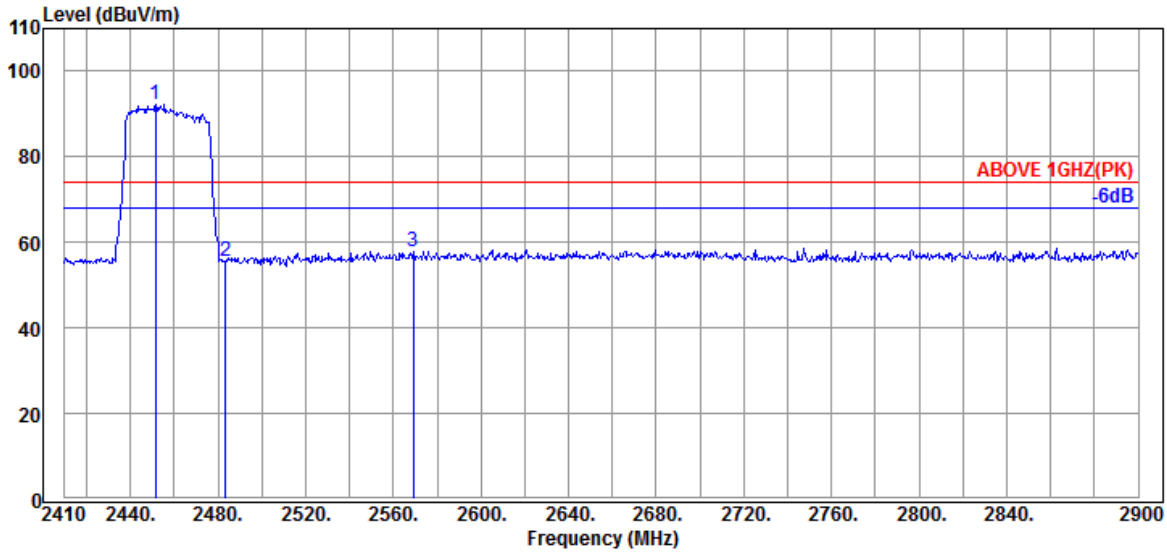

Antenna at Horizontal Polarization

Emission Frequency (MHz)	Antenna Factor (dB/m)	Cable Loss (dB)	Preamp Gain (dB)	Read Level (dBμV)	Emission Level (dBμV/m)	Limits (dBμV/m)	Margin (dB)	Detector
@ 2451.650	28.60	5.78	39.91	97.65	92.12	---	---	Peak
2483.500	28.60	5.83	39.91	60.91	55.43	74.00	18.57	Peak
2569.250	28.81	5.94	39.93	63.02	57.84	74.00	16.16	Peak

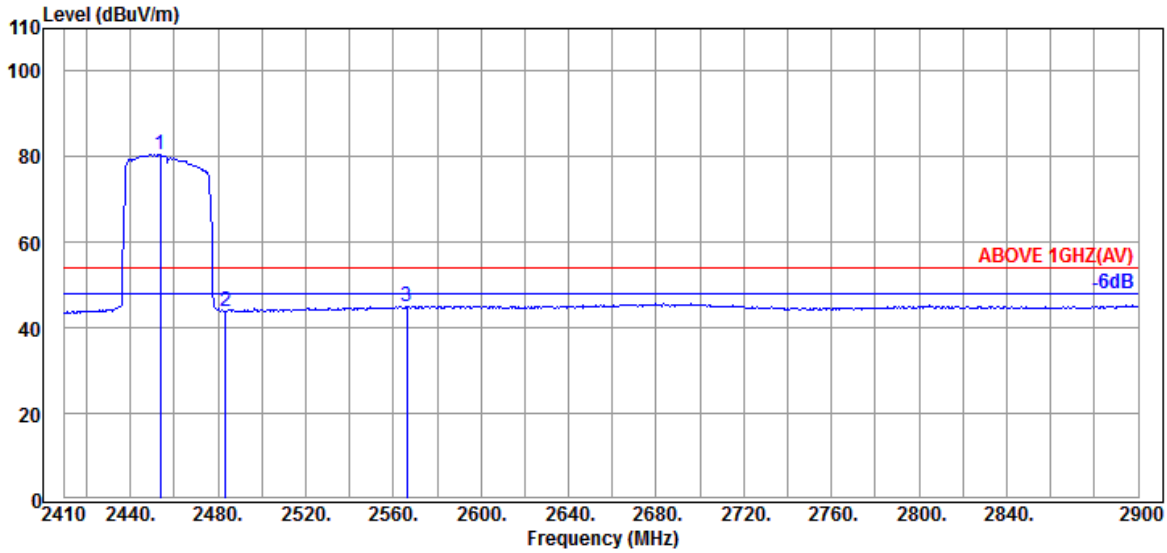

Antenna at Horizontal Polarization

Emission Frequency (MHz)	Antenna Factor (dB/m)	Cable Loss (dB)	Preamp Gain (dB)	Read Level (dBμV)	Emission Level (dBμV/m)	Limits (dBμV/m)	Margin (dB)	Detector
@ 2453.610	28.60	5.81	39.91	85.98	80.48	---	---	Average
2483.500	28.60	5.83	39.91	49.43	43.95	54.00	10.05	Average
2566.310	28.81	5.94	39.93	50.30	45.12	54.00	8.88	Average

Remark: The "@" means fundamental frequency, it is ignored in this section.

This test report may be reproduced in full only. The document may only be updated by Audix Technology Corp. personnel. Any changes will be noted in the Document History section of the report.

Audix Technology Corp.
No. 53-11, Dingfu, Linkou, Dist.,
New Taipei City244, Taiwan

Tel: +886 2 26099301
Fax: +886 2 26099303

Mode	802.11ax-HE40	Frequency	TX 2457MHz

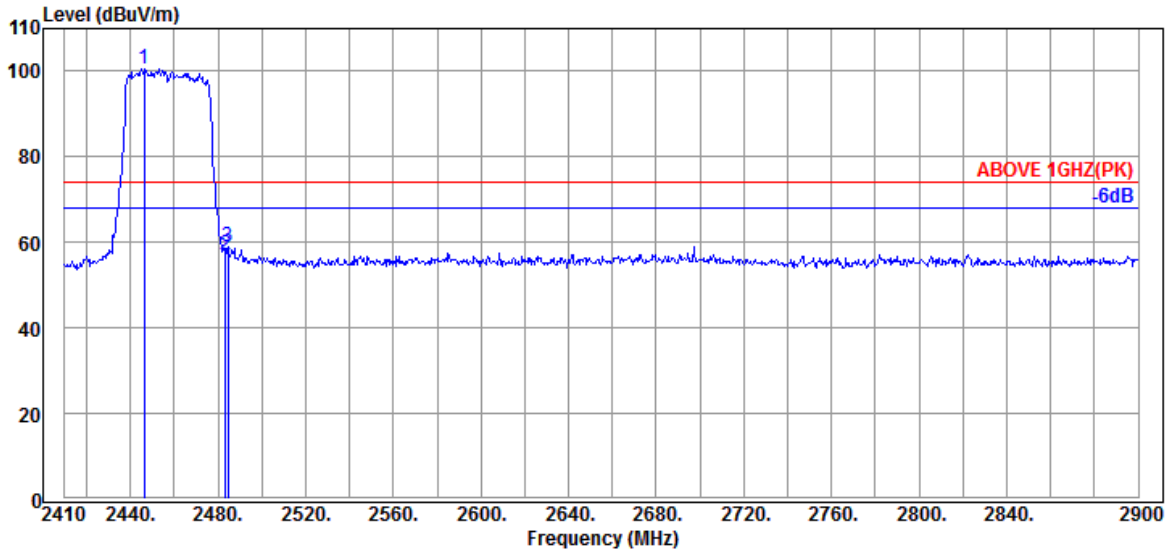

Antenna at Vertical Polarization

Emission Frequency (MHz)	Antenna Factor (dB/m)	Cable Loss (dB)	Preamp Gain (dB)	Read Level (dBμV)	Emission Level (dBμV/m)	Limits (dBμV/m)	Margin (dB)	Detector
@ 2446.260	28.56	5.78	39.91	106.06	100.49	---	---	Peak
2483.500	28.60	5.83	39.91	62.46	56.98	74.00	17.02	Peak
2484.480	28.60	5.83	39.91	64.57	59.09	74.00	14.91	Peak

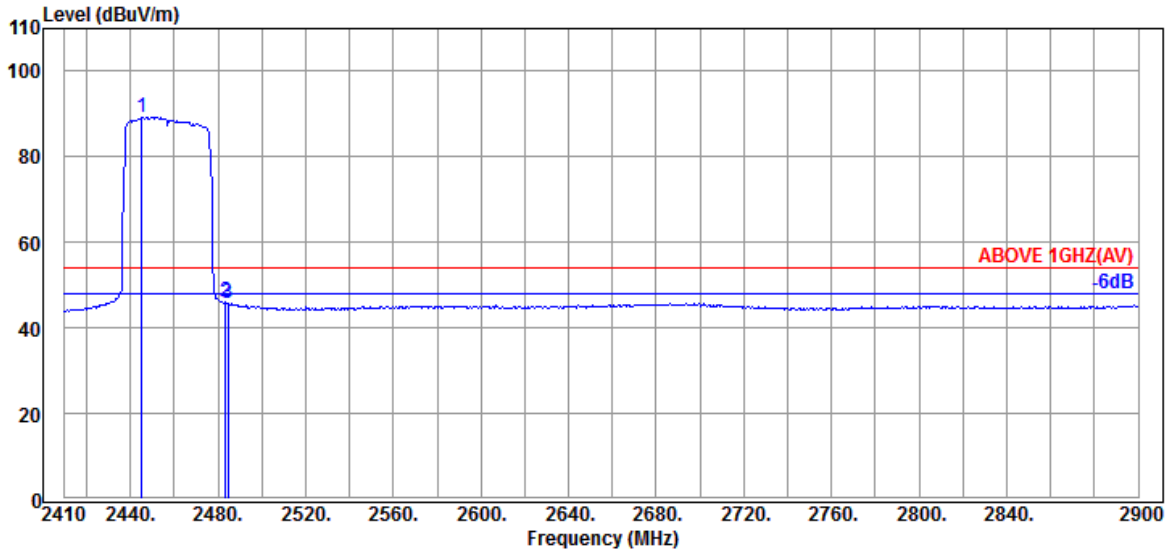

Antenna at Vertical Polarization

Emission Frequency (MHz)	Antenna Factor (dB/m)	Cable Loss (dB)	Preamp Gain (dB)	Read Level (dBμV)	Emission Level (dBμV/m)	Limits (dBμV/m)	Margin (dB)	Detector
@ 2445.280	28.56	5.78	39.91	94.92	89.35	---	---	Average
2483.500	28.60	5.83	39.91	51.41	45.93	54.00	8.07	Average
2484.480	28.60	5.83	39.91	51.24	45.76	54.00	8.24	Average

Remark: The "@" means fundamental frequency, it is ignored in this section.

This test report may be reproduced in full only. The document may only be updated by Audix Technology Corp. personnel. Any changes will be noted in the Document History section of the report.

Audix Technology Corp.
No. 53-11, Dingfu, Linkou, Dist.,
New Taipei City244, Taiwan

Tel: +886 2 26099301
Fax: +886 2 26099303

Mode	802.11ax-HE40	Frequency	TX 2462MHz

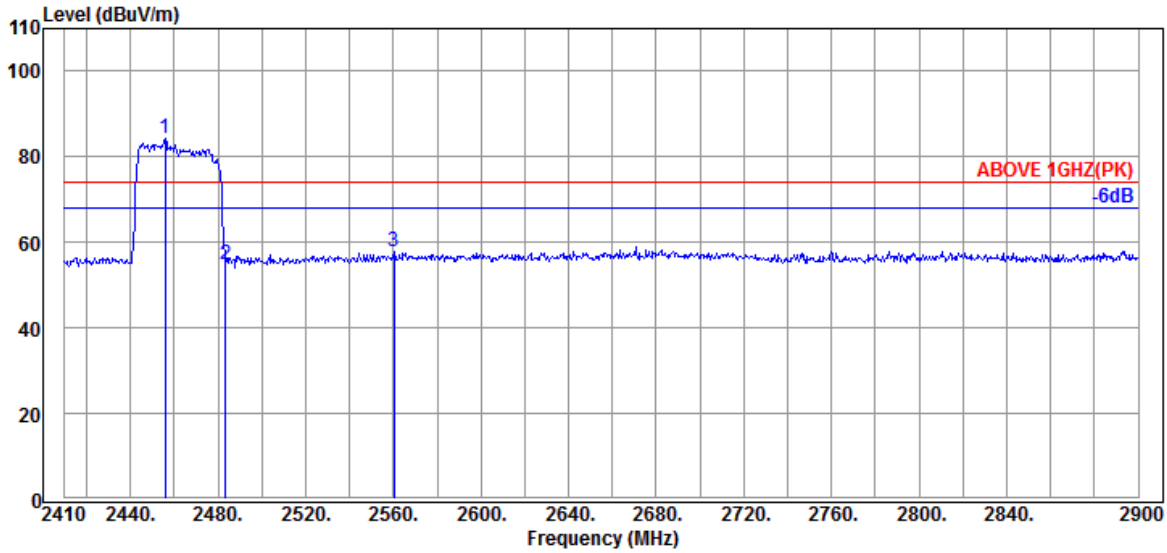

Antenna at Horizontal Polarization

Emission Frequency (MHz)	Antenna Factor (dB/m)	Cable Loss (dB)	Preamp Gain (dB)	Read Level (dBμV)	Emission Level (dBμV/m)	Limits (dBμV/m)	Margin (dB)	Detector
@ 2456.060	28.60	5.81	39.91	89.66	84.16	---	---	Peak
2483.500	28.60	5.83	39.91	60.44	54.96	74.00	19.04	Peak
2560.430	28.76	5.94	39.93	63.14	57.91	74.00	16.09	Peak

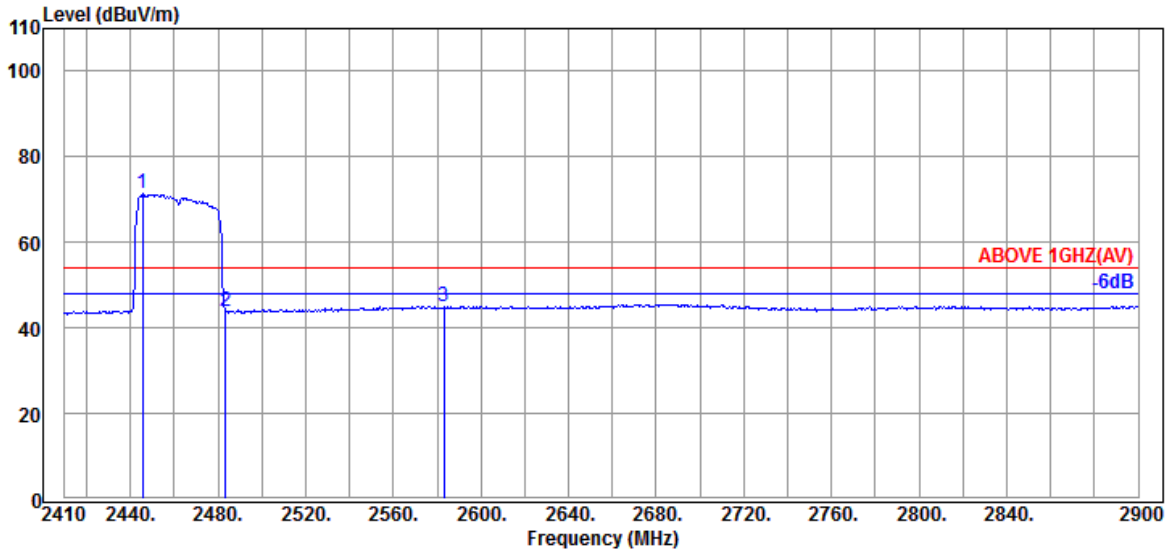

Antenna at Horizontal Polarization

Emission Frequency (MHz)	Antenna Factor (dB/m)	Cable Loss (dB)	Preamp Gain (dB)	Read Level (dBμV)	Emission Level (dBμV/m)	Limits (dBμV/m)	Margin (dB)	Detector
@ 2445.770	28.56	5.78	39.91	76.87	71.30	---	---	Average
2483.500	28.60	5.83	39.91	49.22	43.74	54.00	10.26	Average
2582.970	28.93	5.97	39.93	49.99	44.96	54.00	9.04	Average

Remark: The "@" means fundamental frequency, it is ignored in this section.

This test report may be reproduced in full only. The document may only be updated by Audix Technology Corp. personnel. Any changes will be noted in the Document History section of the report.

Audix Technology Corp.
No. 53-11, Dingfu, Linkou, Dist.,
New Taipei City244, Taiwan
Tel: +886 2 26099301
Fax: +886 2 26099303

Mode	802.11ax-HE40	Frequency	TX 2462MHz

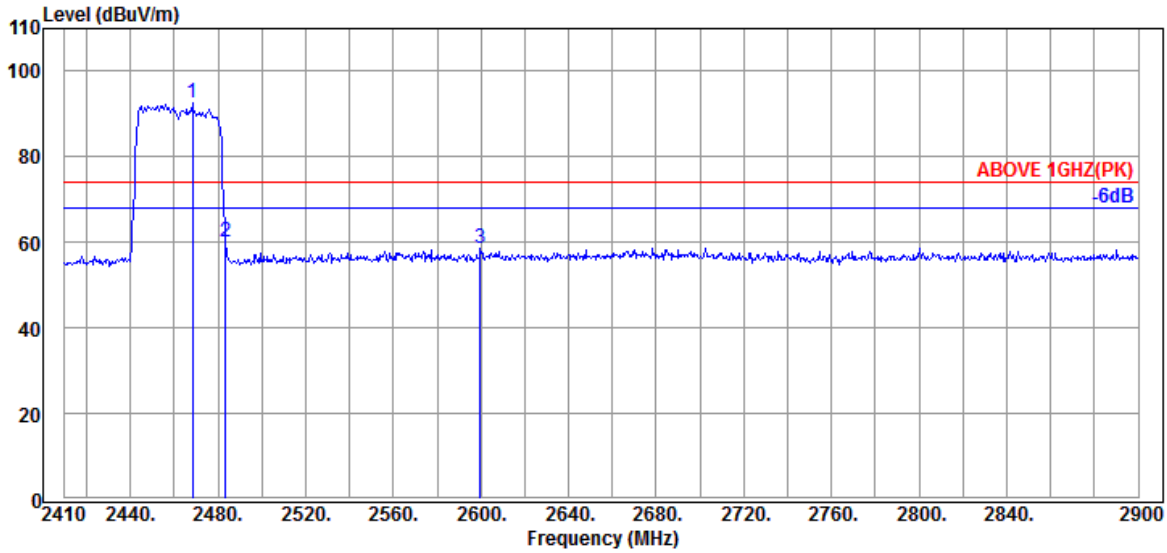

Antenna at Vertical Polarization

Emission Frequency (MHz)	Antenna Factor (dB/m)	Cable Loss (dB)	Preamp Gain (dB)	Read Level (dBμV)	Emission Level (dBμV/m)	Limits (dBμV/m)	Margin (dB)	Detector
@ 2468.310	28.60	5.81	39.91	98.02	92.52	---	---	Peak
2483.500	28.60	5.83	39.91	65.69	60.21	74.00	13.79	Peak
2599.630	29.10	5.99	39.94	63.28	58.43	74.00	15.57	Peak

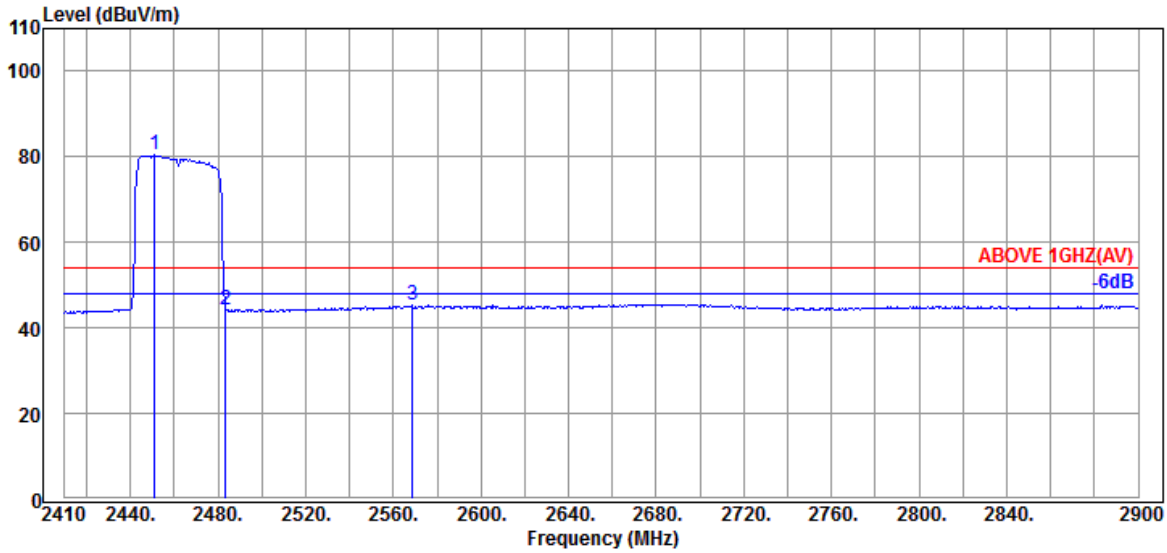

Antenna at Vertical Polarization

Emission Frequency (MHz)	Antenna Factor (dB/m)	Cable Loss (dB)	Preamp Gain (dB)	Read Level (dBμV)	Emission Level (dBμV/m)	Limits (dBμV/m)	Margin (dB)	Detector
@ 2451.160	28.60	5.78	39.91	86.10	80.57	---	---	Average
2483.500	28.60	5.83	39.91	49.80	44.32	54.00	9.68	Average
2568.760	28.81	5.94	39.93	50.45	45.27	54.00	8.73	Average

Remark: The "@" means fundamental frequency, it is ignored in this section.

This test report may be reproduced in full only. The document may only be updated by Audix Technology Corp. personnel. Any changes will be noted in the Document History section of the report.

Audix Technology Corp.
No. 53-11, Dingfu, Linkou, Dist.,
New Taipei City244, Taiwan
Tel: +886 2 26099301
Fax: +886 2 26099303

Mode	802.11ax-HE20	Frequency	TX 2412MHz
		RU Configuration	26/0

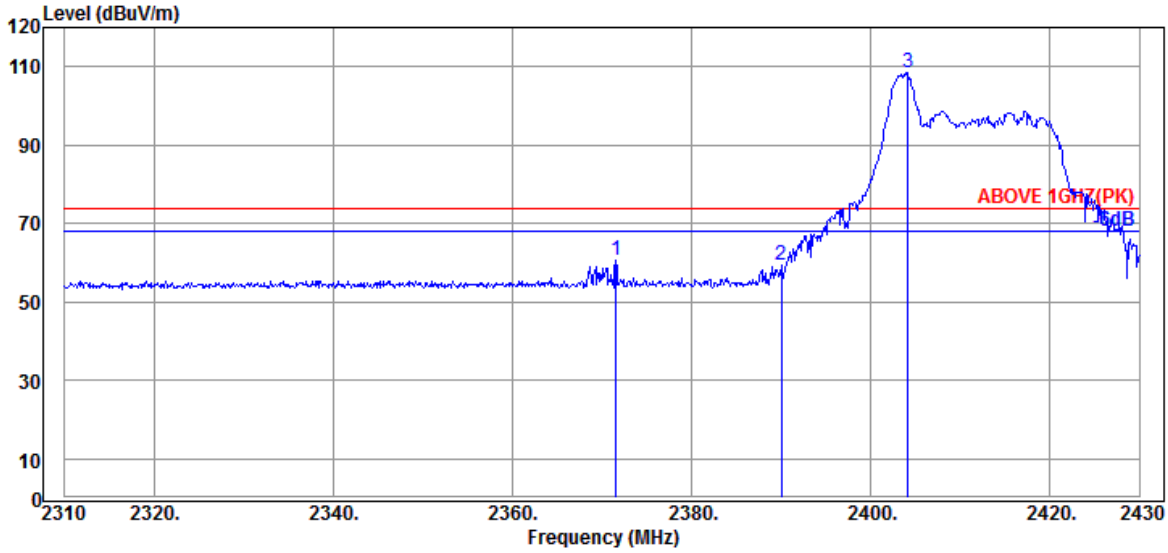

Antenna at Horizontal Polarization

	Emission Frequency (MHz)	Antenna Factor (dB/m)	Cable Loss (dB)	Preamp Gain (dB)	Read Level (dBμV)	Emission Level (dBμV/m)	Limits (dBμV/m)	Margin (dB)	Detector
	2371.560	28.24	5.68	39.91	66.42	60.43	74.00	13.57	Peak
	2390.040	28.27	5.70	39.91	65.25	59.31	74.00	14.69	Peak
@	2404.200	28.30	5.73	39.91	114.17	108.29	---	---	Peak

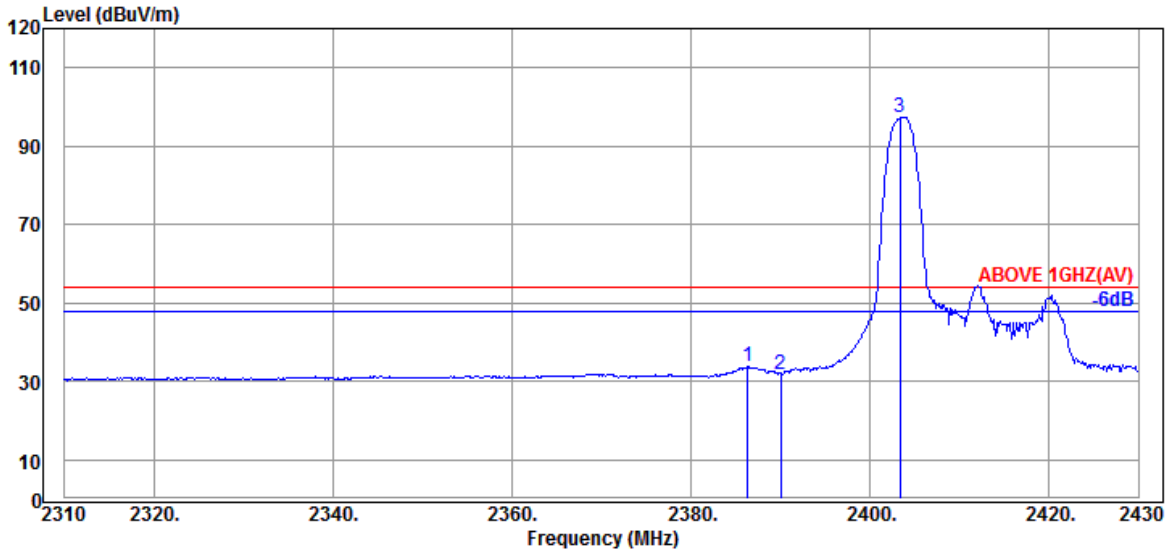

Antenna at Horizontal Polarization

	Emission Frequency (MHz)	Antenna Factor (dB/m)	Cable Loss (dB)	Preamp Gain (dB)	Read Level (dBμV)	Emission Level (dBμV/m)	Limits (dBμV/m)	Margin (dB)	Detector
	2386.320	28.27	5.70	39.91	39.67	33.73	54.00	20.27	Average
	2390.040	28.27	5.70	39.91	37.85	31.91	54.00	22.09	Average
@	2403.360	28.30	5.73	39.91	103.27	97.39	---	---	Average

Remark: The "@" means fundamental frequency, it is ignored in this section.

This test report may be reproduced in full only. The document may only be updated by Audix Technology Corp. personnel. Any changes will be noted in the Document History section of the report.

Audix Technology Corp.
No. 53-11, Dingfu, Linkou, Dist.,
New Taipei City244, Taiwan

Tel: +886 2 26099301
Fax: +886 2 26099303

Mode	802.11ax-HE20	Frequency	TX 2412MHz
		RU Configuration	26/0

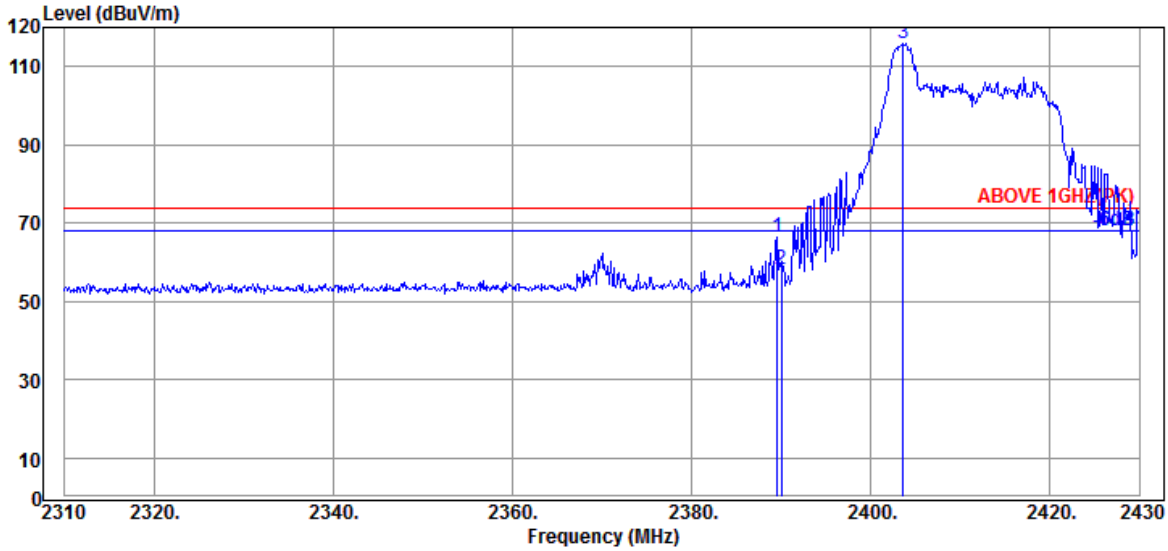

Antenna at Vertical Polarization

	Emission Frequency (MHz)	Antenna Factor (dB/m)	Cable Loss (dB)	Preamp Gain (dB)	Read Level (dBμV)	Emission Level (dBμV/m)	Limits (dBμV/m)	Margin (dB)	Detector
	2389.560	28.27	5.70	39.91	72.36	66.42	74.00	7.58	Peak
	2390.040	28.27	5.70	39.91	64.28	58.34	74.00	15.66	Peak
@	2403.600	28.30	5.73	39.91	121.77	115.89	---	---	Peak

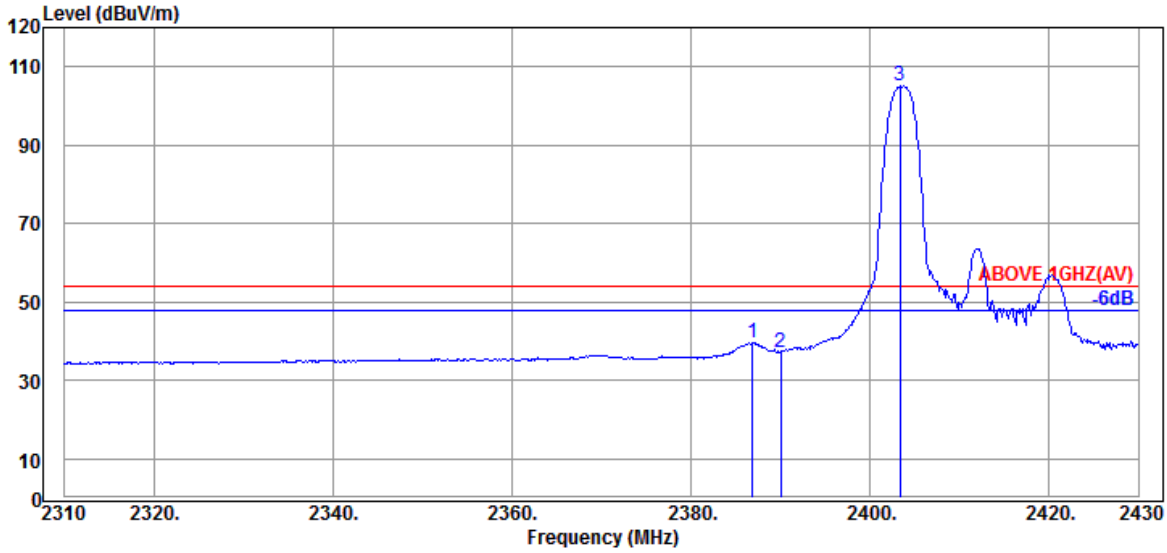

Antenna at Vertical Polarization

	Emission Frequency (MHz)	Antenna Factor (dB/m)	Cable Loss (dB)	Preamp Gain (dB)	Read Level (dBμV)	Emission Level (dBμV/m)	Limits (dBμV/m)	Margin (dB)	Detector
	2386.920	28.27	5.70	39.91	45.45	39.51	54.00	14.49	Average
	2390.040	28.27	5.70	39.91	42.98	37.04	54.00	16.96	Average
@	2403.360	28.30	5.73	39.91	110.89	105.01	---	---	Average

Remark: The "@" means fundamental frequency, it is ignored in this section.

This test report may be reproduced in full only. The document may only be updated by Audix Technology Corp. personnel. Any changes will be noted in the Document History section of the report.

Audix Technology Corp.
No. 53-11, Dingfu, Linkou, Dist.,
New Taipei City244, Taiwan

Tel: +886 2 26099301
Fax: +886 2 26099303

Mode	802.11ax-HE20	Frequency	TX 2412MHz
		RU Configuration	52/37

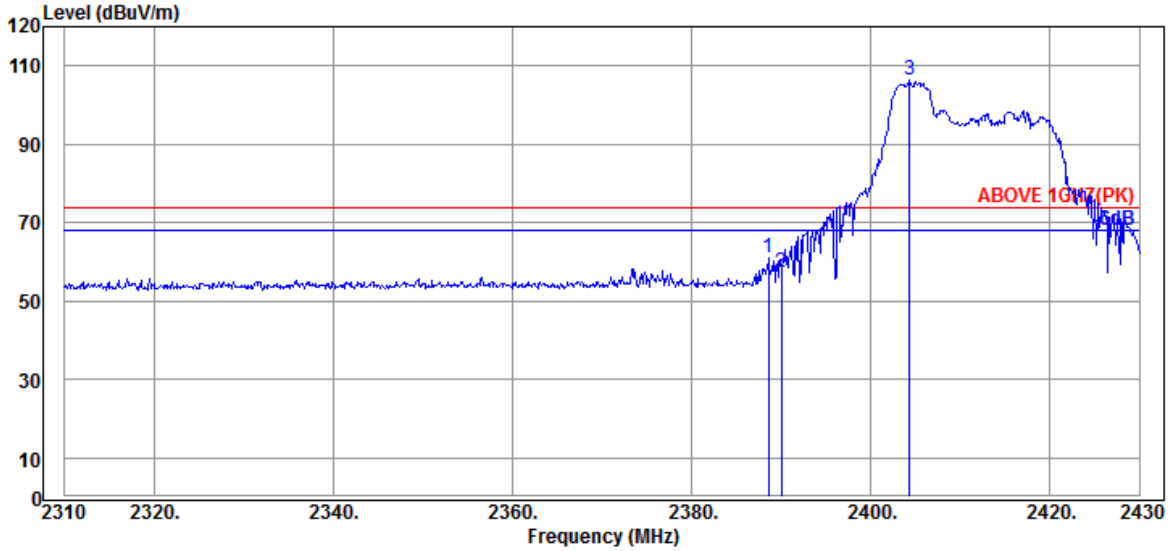

Antenna at Horizontal Polarization

Emission Frequency (MHz)	Antenna Factor (dB/m)	Cable Loss (dB)	Preamp Gain (dB)	Read Level (dBμV)	Emission Level (dBμV/m)	Limits (dBμV/m)	Margin (dB)	Detector
2388.600	28.27	5.70	39.91	66.88	60.94	74.00	13.06	Peak
2390.040	28.27	5.70	39.91	63.43	57.49	74.00	16.51	Peak
@ 2404.320	28.34	5.73	39.91	112.08	106.24	---	---	Peak

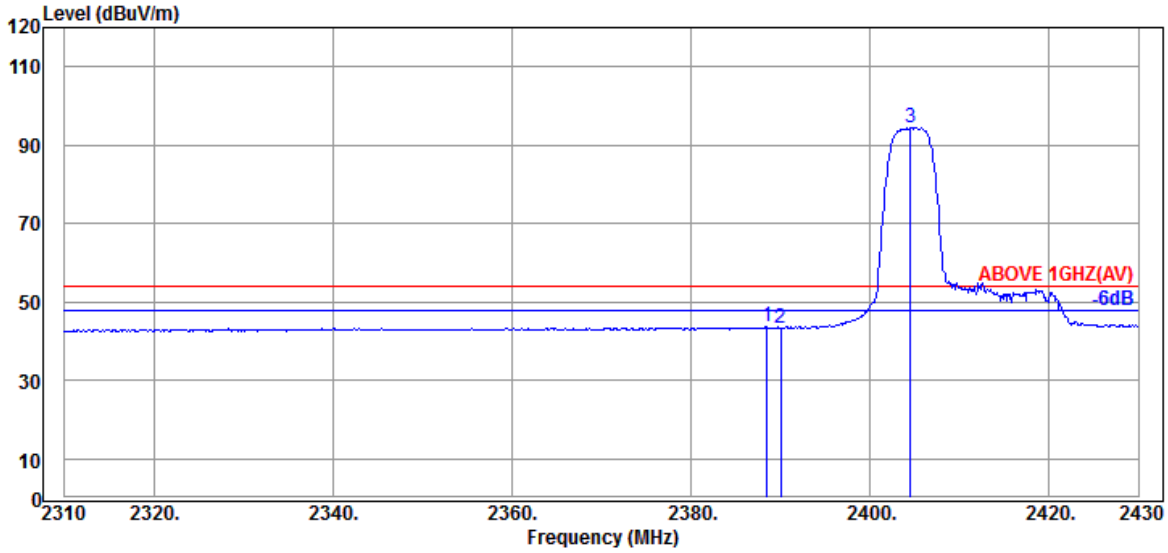

Antenna at Horizontal Polarization

Emission Frequency (MHz)	Antenna Factor (dB/m)	Cable Loss (dB)	Preamp Gain (dB)	Read Level (dBμV)	Emission Level (dBμV/m)	Limits (dBμV/m)	Margin (dB)	Detector
2388.480	28.27	5.70	39.91	49.58	43.64	54.00	10.36	Average
2390.040	28.27	5.70	39.91	49.30	43.36	54.00	10.64	Average
@ 2404.560	28.34	5.73	39.91	100.29	94.45	---	---	Average

Remark: The "@" means fundamental frequency, it is ignored in this section.

This test report may be reproduced in full only. The document may only be updated by Audix Technology Corp. personnel. Any changes will be noted in the Document History section of the report.

Audix Technology Corp.
No. 53-11, Dingfu, Linkou, Dist.,
New Taipei City244, Taiwan
Tel: +886 2 26099301
Fax: +886 2 26099303

Mode	802.11ax-HE20	Frequency	TX 2412MHz
		RU Configuration	52/37

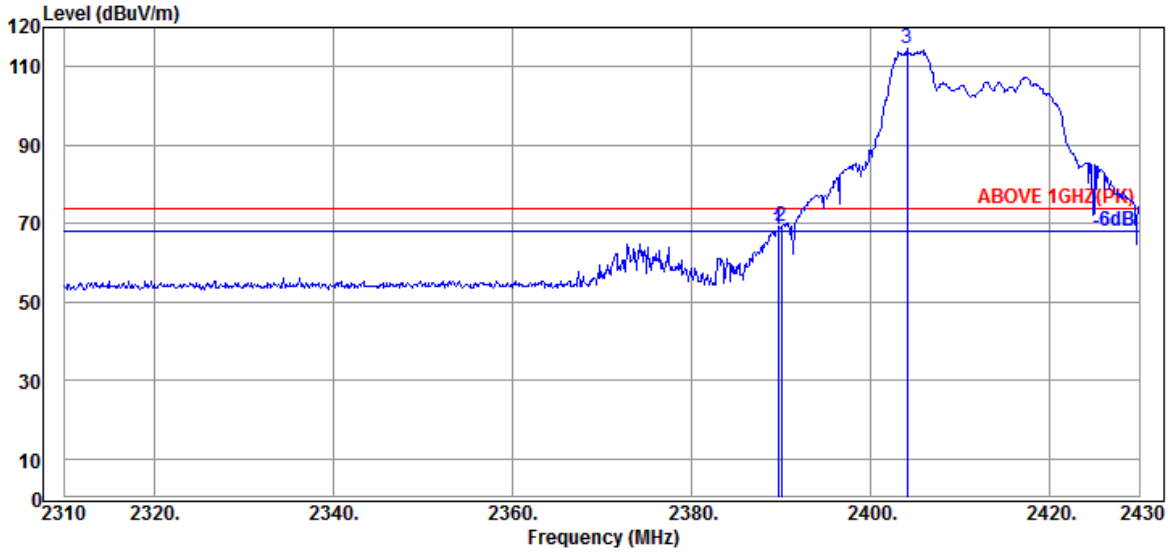

Antenna at Vertical Polarization

	Emission Frequency (MHz)	Antenna Factor (dB/m)	Cable Loss (dB)	Preamp Gain (dB)	Read Level (dBµV)	Emission Level (dBµV/m)	Limits (dBµV/m)	Margin (dB)	Detector
	2389.680	28.27	5.70	39.91	74.33	68.39	74.00	5.61	Peak
	2390.040	28.27	5.70	39.91	75.25	69.31	74.00	4.69	Peak
@	2404.080	28.30	5.73	39.91	120.72	114.84	---	---	Peak

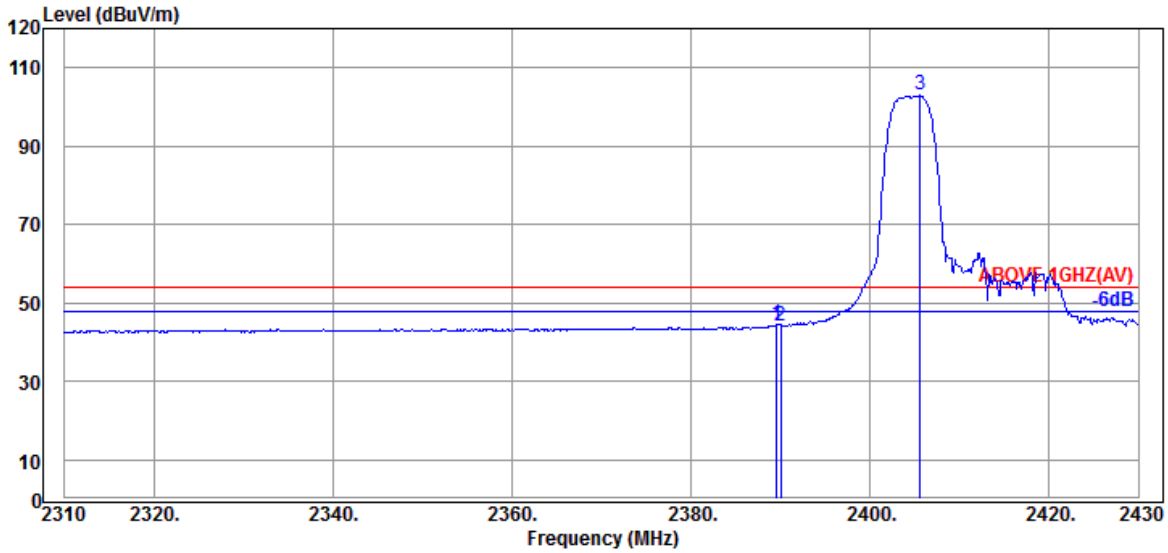

Antenna at Vertical Polarization

	Emission Frequency (MHz)	Antenna Factor (dB/m)	Cable Loss (dB)	Preamp Gain (dB)	Read Level (dBµV)	Emission Level (dBµV/m)	Limits (dBµV/m)	Margin (dB)	Detector
	2389.560	28.27	5.70	39.91	50.36	44.42	54.00	9.58	Average
	2390.040	28.27	5.70	39.91	50.20	44.26	54.00	9.74	Average
@	2405.640	28.34	5.73	39.91	108.82	102.98	---	---	Average

Remark: The "@" means fundamental frequency, it is ignored in this section.

This test report may be reproduced in full only. The document may only be updated by Audix Technology Corp. personnel. Any changes will be noted in the Document History section of the report.

Audix Technology Corp.
No. 53-11, Dingfu, Linkou, Dist.,
New Taipei City244, Taiwan

Tel: +886 2 26099301
Fax: +886 2 26099303

Mode	802.11ax-HE20	Frequency	TX 2412MHz
		RU Configuration	106/53

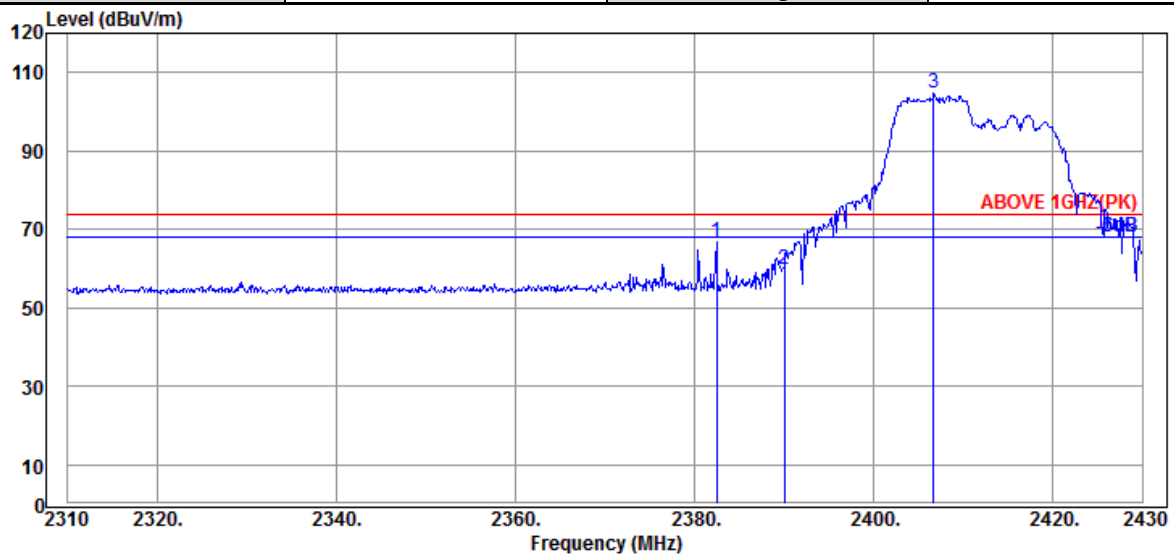

Antenna at Horizontal Polarization

	Emission Frequency (MHz)	Antenna Factor (dB/m)	Cable Loss (dB)	Preamp Gain (dB)	Read Level (dBµV)	Emission Level (dBµV/m)	Limits (dBµV/m)	Margin (dB)	Detector
	2382.480	28.26	5.68	39.91	72.84	66.87	74.00	7.13	Peak
	2390.040	28.27	5.70	39.91	65.79	59.85	74.00	14.15	Peak
@	2406.720	28.34	5.73	39.91	110.38	104.54	---	---	Peak

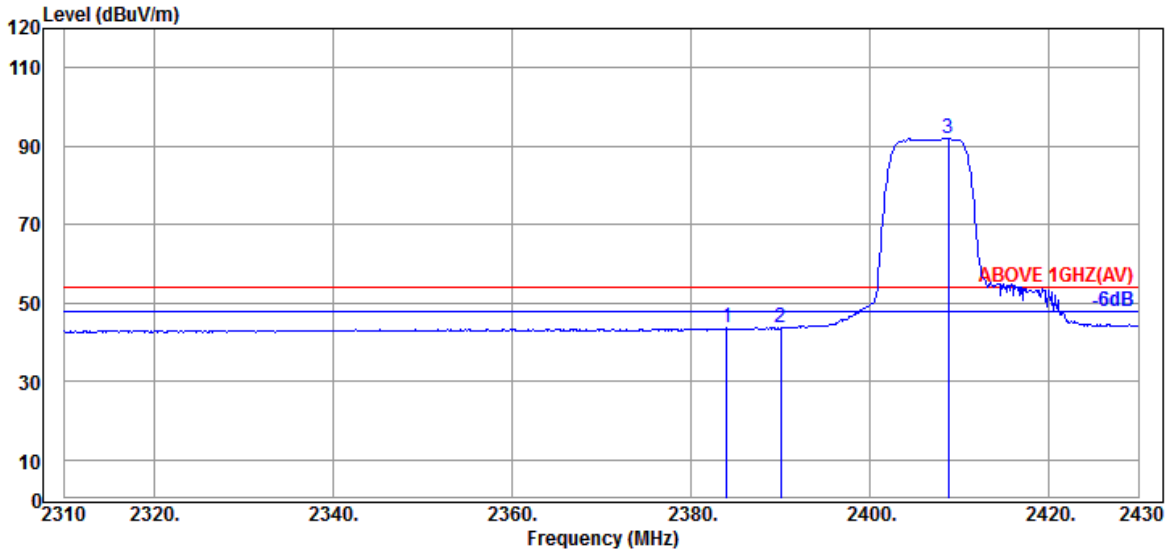

Antenna at Horizontal Polarization

	Emission Frequency (MHz)	Antenna Factor (dB/m)	Cable Loss (dB)	Preamp Gain (dB)	Read Level (dBµV)	Emission Level (dBµV/m)	Limits (dBµV/m)	Margin (dB)	Detector
	2384.040	28.27	5.68	39.91	49.66	43.70	54.00	10.30	Average
	2390.040	28.27	5.70	39.91	49.47	43.53	54.00	10.47	Average
@	2408.760	28.34	5.73	39.91	97.80	91.96	---	---	Average

Remark: The "@" means fundamental frequency, it is ignored in this section.

This test report may be reproduced in full only. The document may only be updated by Audix Technology Corp. personnel. Any changes will be noted in the Document History section of the report.

Audix Technology Corp.
No. 53-11, Dingfu, Linkou, Dist.,
New Taipei City244, Taiwan
Tel: +886 2 26099301
Fax: +886 2 26099303

Mode	802.11ax-HE20	Frequency	TX 2412MHz
		RU Configuration	106/53

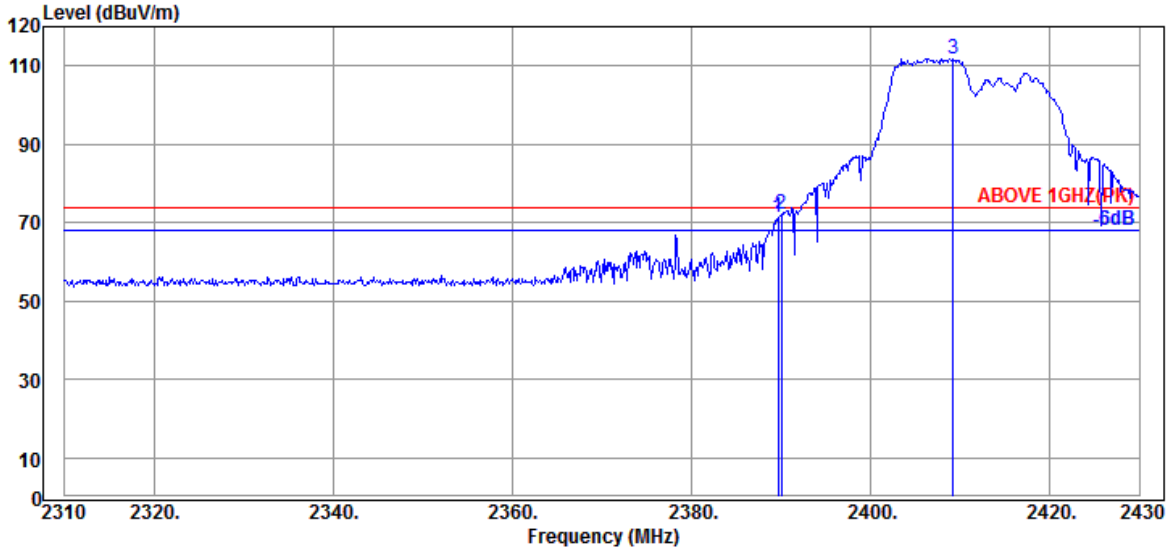

Antenna at Vertical Polarization

	Emission Frequency (MHz)	Antenna Factor (dB/m)	Cable Loss (dB)	Preamp Gain (dB)	Read Level (dBµV)	Emission Level (dBµV/m)	Limits (dBµV/m)	Margin (dB)	Detector
	2389.680	28.27	5.70	39.91	77.09	71.15	74.00	2.85	Peak
	2390.040	28.27	5.70	39.91	78.02	72.08	74.00	1.92	Peak
@	2409.240	28.34	5.73	39.91	117.66	111.82	---	---	Peak

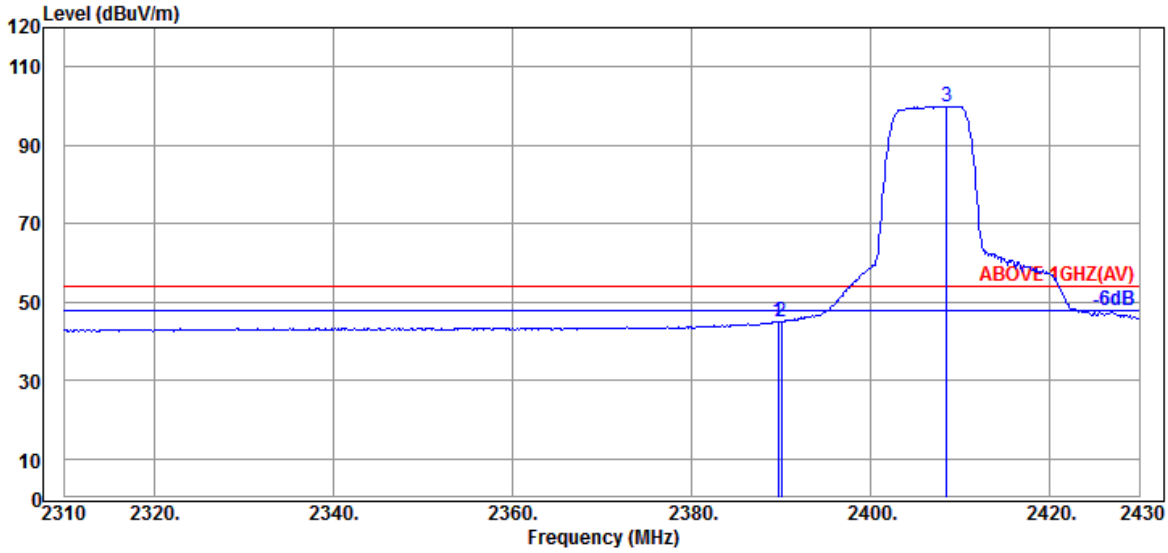

Antenna at Vertical Polarization

	Emission Frequency (MHz)	Antenna Factor (dB/m)	Cable Loss (dB)	Preamp Gain (dB)	Read Level (dBµV)	Emission Level (dBµV/m)	Limits (dBµV/m)	Margin (dB)	Detector
	2389.680	28.27	5.70	39.91	50.89	44.95	54.00	9.05	Average
	2390.040	28.27	5.70	39.91	51.00	45.06	54.00	8.94	Average
@	2408.520	28.34	5.73	39.91	105.83	99.99	---	---	Average

Remark: The "@" means fundamental frequency, it is ignored in this section.

This test report may be reproduced in full only. The document may only be updated by Audix Technology Corp. personnel. Any changes will be noted in the Document History section of the report.

Audix Technology Corp.
No. 53-11, Dingfu, Linkou, Dist.,
New Taipei City244, Taiwan
Tel: +886 2 26099301
Fax: +886 2 26099303

Mode	802.11ax-HE20	Frequency	TX 2472MHz
		RU Configuration	26/8

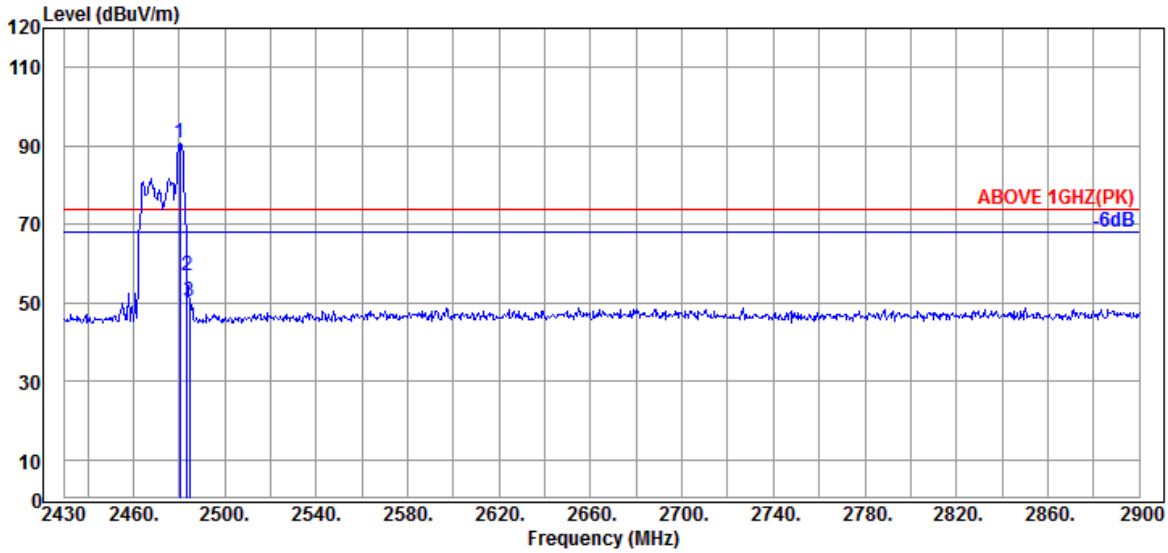

Antenna at Horizontal Polarization

	Emission Frequency (MHz)	Antenna Factor (dB/m)	Cable Loss (dB)	Preamp Gain (dB)	Read Level (dBμV)	Emission Level (dBμV/m)	Limits (dBμV/m)	Margin (dB)	Detector
@	2480.290	28.60	5.83	39.91	96.08	90.60	---	---	Peak
	2483.580	28.60	5.83	39.91	62.50	57.02	74.00	16.98	Peak
	2484.520	28.60	5.83	39.91	55.91	50.43	74.00	23.57	Peak

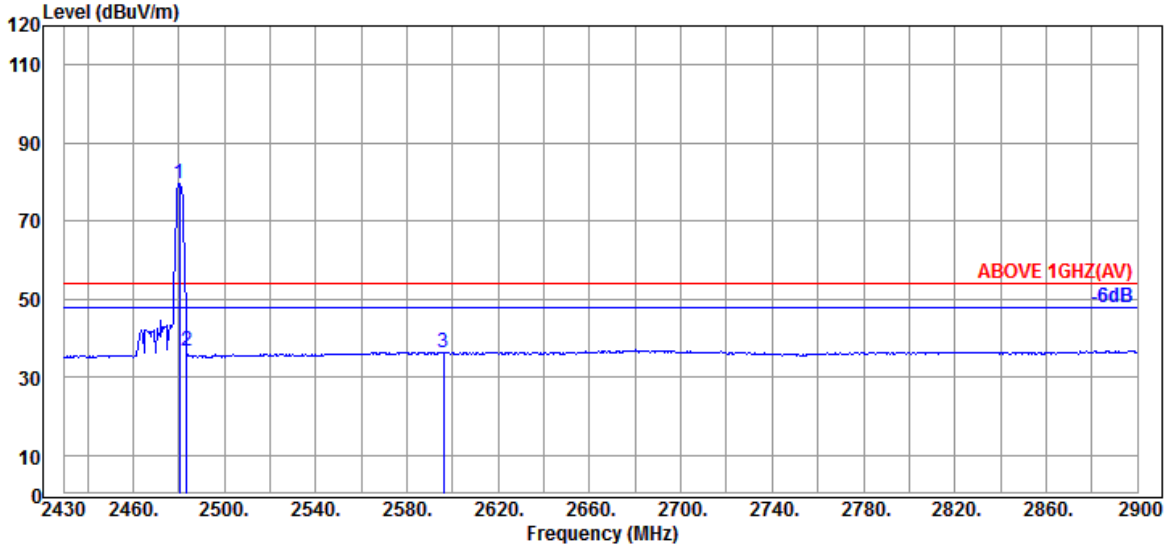

Antenna at Horizontal Polarization

	Emission Frequency (MHz)	Antenna Factor (dB/m)	Cable Loss (dB)	Preamp Gain (dB)	Read Level (dBμV)	Emission Level (dBμV/m)	Limits (dBμV/m)	Margin (dB)	Detector
@	2480.290	28.60	5.83	39.91	85.08	79.60	---	---	Average
	2483.580	28.60	5.83	39.91	42.28	36.80	54.00	17.20	Average
	2595.910	29.04	5.99	39.93	41.28	36.38	54.00	17.62	Average

Remark: The "@" means fundamental frequency, it is ignored in this section.

This test report may be reproduced in full only. The document may only be updated by Audix Technology Corp. personnel. Any changes will be noted in the Document History section of the report.

Audix Technology Corp.
No. 53-11, Dingfu, Linkou, Dist.,
New Taipei City244, Taiwan
Tel: +886 2 26099301
Fax: +886 2 26099303

Mode	802.11ax-HE20	Frequency	TX 2472MHz
		RU Configuration	26/8

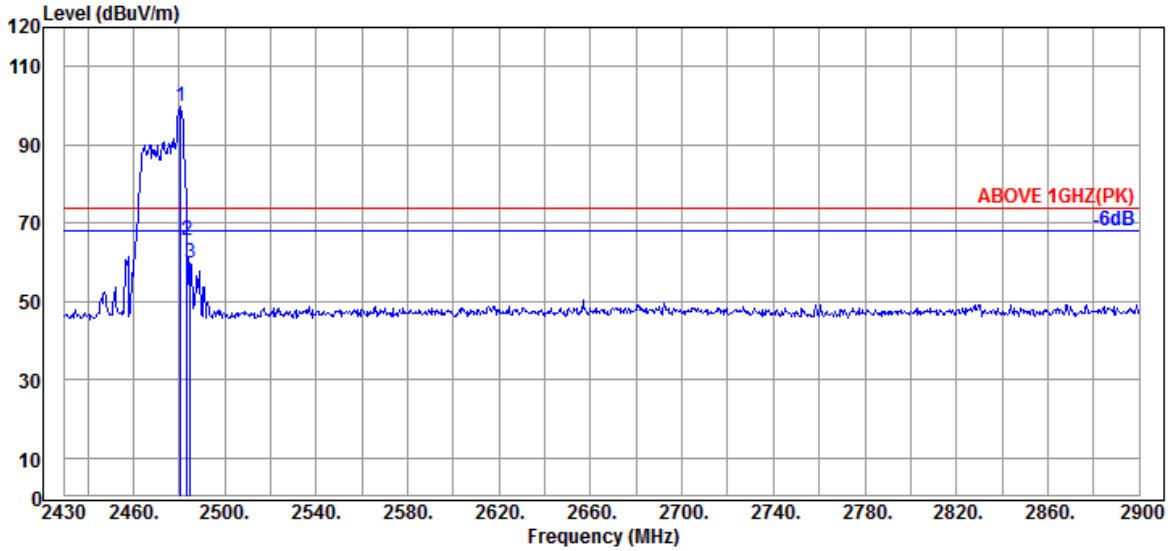

Antenna at Vertical Polarization

Emission Frequency (MHz)	Antenna Factor (dB/m)	Cable Loss (dB)	Preamp Gain (dB)	Read Level (dBμV)	Emission Level (dBμV/m)	Limits (dBμV/m)	Margin (dB)	Detector
@ 2480.760	28.60	5.83	39.91	105.15	99.67	---	---	Peak
2483.580	28.60	5.83	39.91	71.16	65.68	74.00	8.32	Peak
2484.990	28.60	5.83	39.91	65.12	59.64	74.00	14.36	Peak

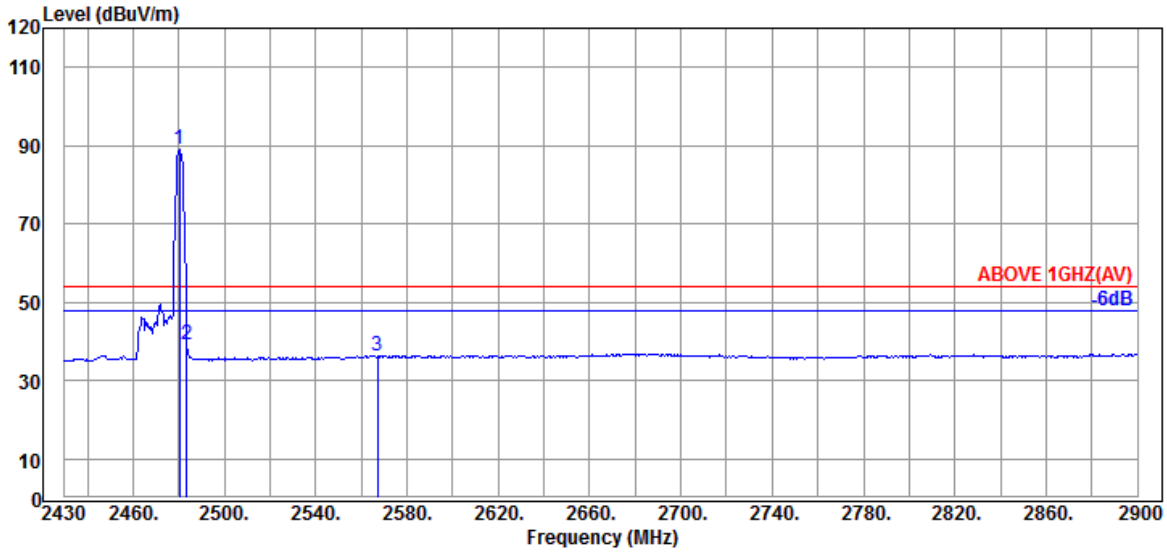

Antenna at Vertical Polarization

Emission Frequency (MHz)	Antenna Factor (dB/m)	Cable Loss (dB)	Preamp Gain (dB)	Read Level (dBμV)	Emission Level (dBμV/m)	Limits (dBμV/m)	Margin (dB)	Detector
@ 2480.290	28.60	5.83	39.91	94.36	88.88	---	---	Average
2483.580	28.60	5.83	39.91	44.53	39.05	54.00	14.95	Average
2567.240	28.81	5.94	39.93	41.59	36.41	54.00	17.59	Average

Remark: The "@" means fundamental frequency, it is ignored in this section.

This test report may be reproduced in full only. The document may only be updated by Audix Technology Corp. personnel. Any changes will be noted in the Document History section of the report.

Audix Technology Corp.
No. 53-11, Dingfu, Linkou, Dist.,
New Taipei City244, Taiwan

Tel: +886 2 26099301
Fax: +886 2 26099303

Mode	802.11ax-HE20	Frequency	TX 2472MHz
		RU Configuration	52/40

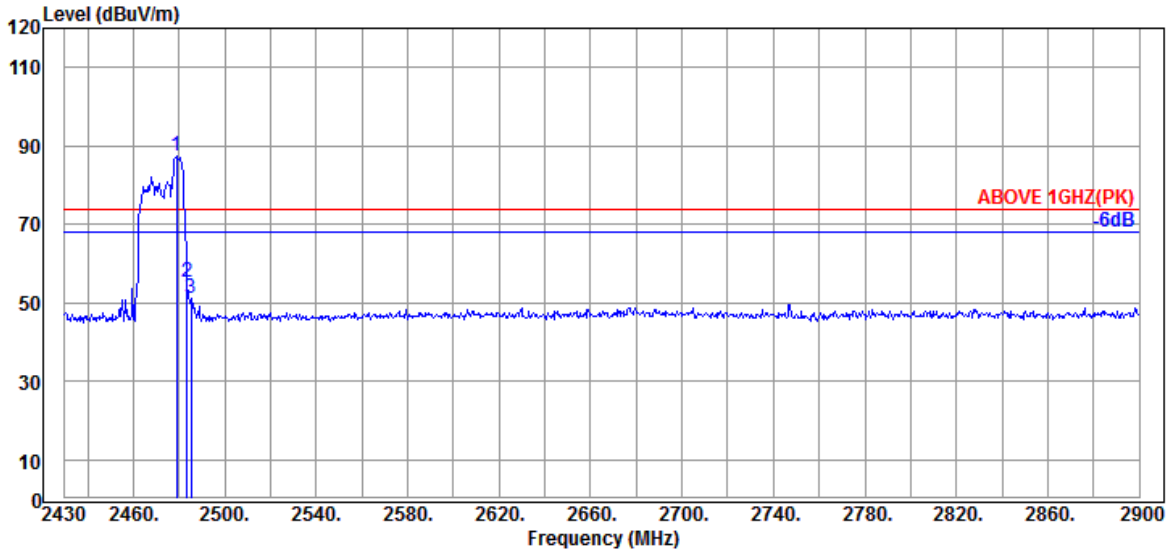

Antenna at Horizontal Polarization

Emission Frequency (MHz)	Antenna Factor (dB/m)	Cable Loss (dB)	Preamp Gain (dB)	Read Level (dBμV)	Emission Level (dBμV/m)	Limits (dBμV/m)	Margin (dB)	Detector
@ 2478.880	28.60	5.83	39.91	92.70	87.22	---	---	Peak
2483.580	28.60	5.83	39.91	60.74	55.26	74.00	18.74	Peak
2485.460	28.60	5.83	39.91	56.47	50.99	74.00	23.01	Peak

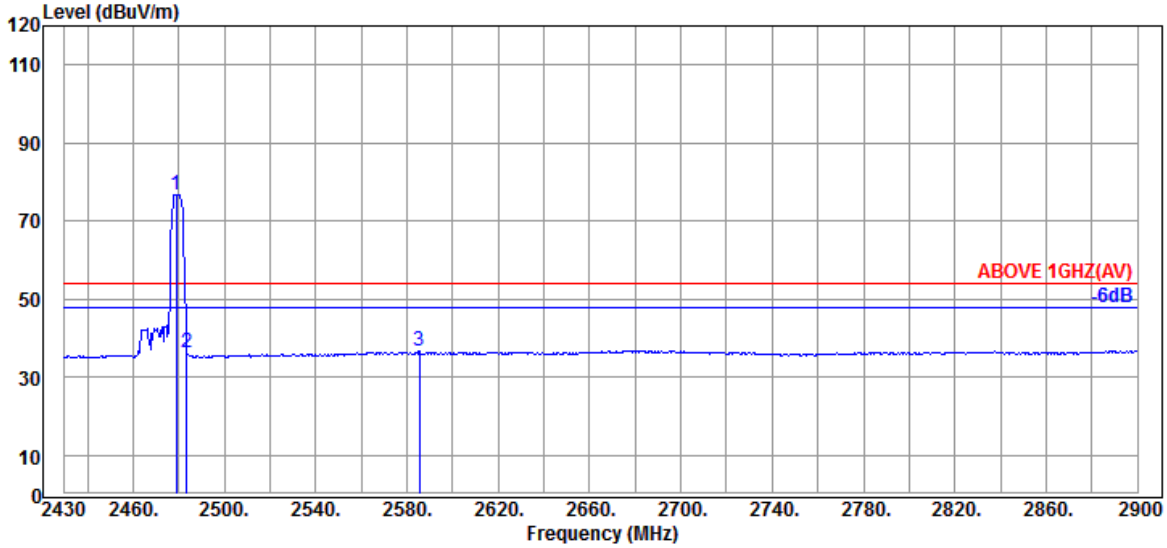

Antenna at Horizontal Polarization

Emission Frequency (MHz)	Antenna Factor (dB/m)	Cable Loss (dB)	Preamp Gain (dB)	Read Level (dBμV)	Emission Level (dBμV/m)	Limits (dBμV/m)	Margin (dB)	Detector
@ 2478.880	28.60	5.83	39.91	82.35	76.87	---	---	Average
2483.580	28.60	5.83	39.91	41.85	36.37	54.00	17.63	Average
2585.570	28.99	5.97	39.93	41.51	36.54	54.00	17.46	Average

Remark: The "@" means fundamental frequency, it is ignored in this section.

This test report may be reproduced in full only. The document may only be updated by Audix Technology Corp. personnel. Any changes will be noted in the Document History section of the report.

Audix Technology Corp.
No. 53-11, Dingfu, Linkou, Dist.,
New Taipei City244, Taiwan
Tel: +886 2 26099301
Fax: +886 2 26099303

Mode	802.11ax-HE20	Frequency	TX 2472MHz
		RU Configuration	52/40

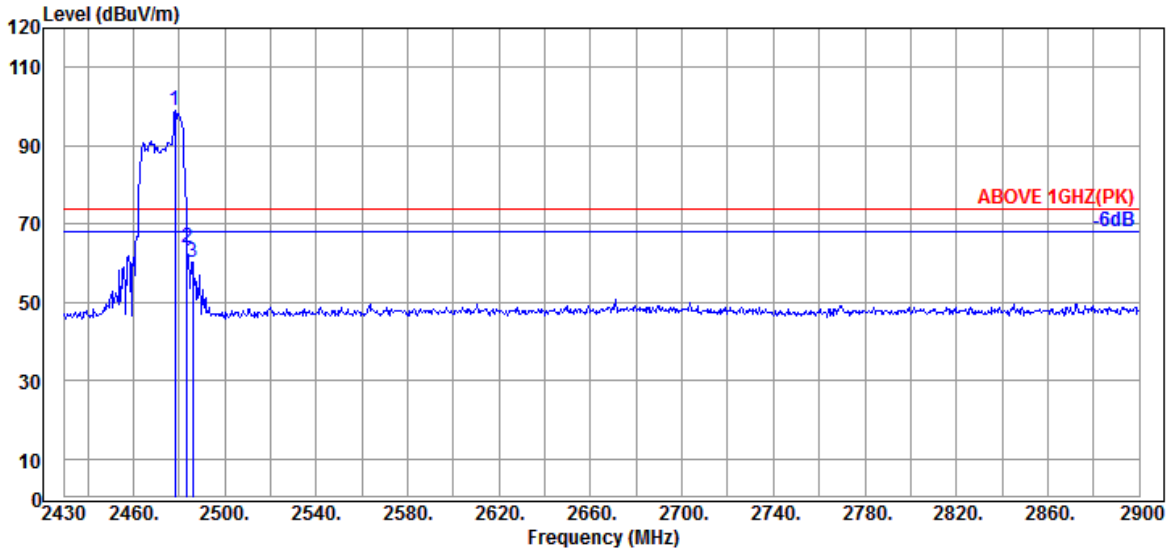

Antenna at Vertical Polarization

Emission Frequency (MHz)	Antenna Factor (dB/m)	Cable Loss (dB)	Preamp Gain (dB)	Read Level (dBμV)	Emission Level (dBμV/m)	Limits (dBμV/m)	Margin (dB)	Detector
@ 2478.410	28.60	5.83	39.91	104.27	98.79	---	---	Peak
2483.580	28.60	5.83	39.91	69.57	64.09	74.00	9.91	Peak
2485.930	28.60	5.83	39.91	65.69	60.21	74.00	13.79	Peak

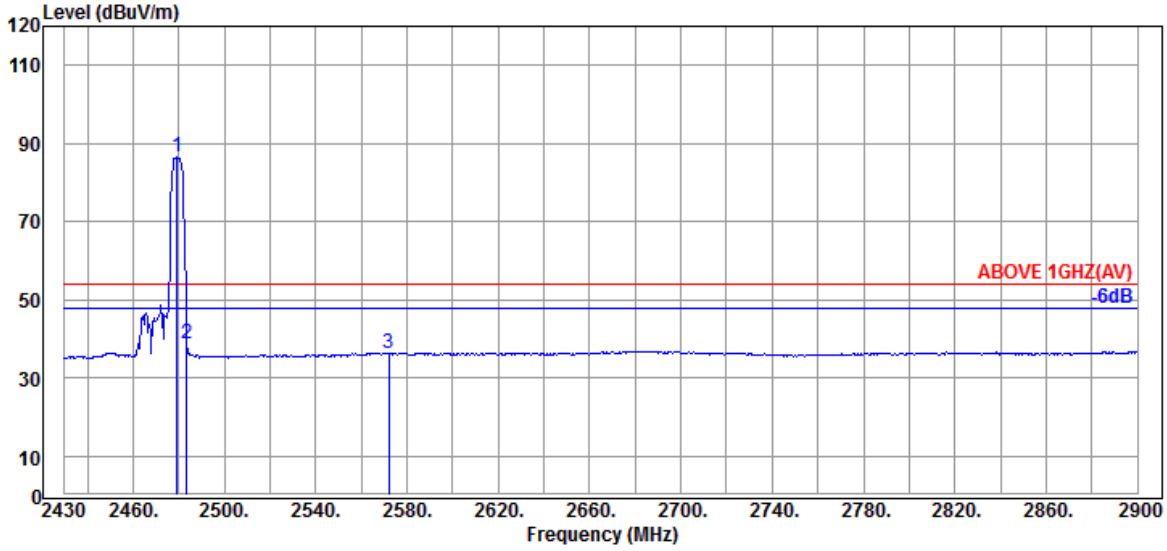

Antenna at Vertical Polarization

Emission Frequency (MHz)	Antenna Factor (dB/m)	Cable Loss (dB)	Preamp Gain (dB)	Read Level (dBμV)	Emission Level (dBμV/m)	Limits (dBμV/m)	Margin (dB)	Detector
@ 2479.350	28.60	5.83	39.91	92.14	86.66	---	---	Average
2483.580	28.60	5.83	39.91	44.09	38.61	54.00	15.39	Average
2571.940	28.87	5.94	39.93	41.45	36.33	54.00	17.67	Average

Remark: The "@" means fundamental frequency, it is ignored in this section.

This test report may be reproduced in full only. The document may only be updated by Audix Technology Corp. personnel. Any changes will be noted in the Document History section of the report.

Audix Technology Corp.
No. 53-11, Dingfu, Linkou, Dist.,
New Taipei City244, Taiwan
Tel: +886 2 26099301
Fax: +886 2 26099303

Mode	802.11ax-HE20	Frequency	TX 2472MHz
		RU Configuration	106/54

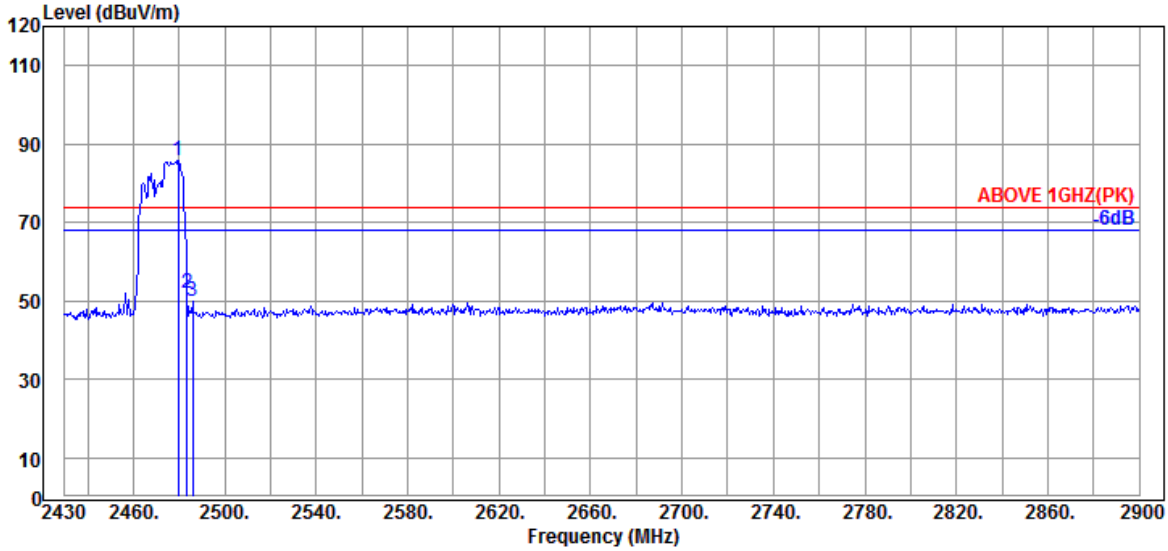

Antenna at Horizontal Polarization

Emission Frequency (MHz)	Antenna Factor (dB/m)	Cable Loss (dB)	Preamp Gain (dB)	Read Level (dBμV)	Emission Level (dBμV/m)	Limits (dBμV/m)	Margin (dB)	Detector
@ 2479.820	28.60	5.83	39.91	91.41	85.93	---	---	Peak
2483.580	28.60	5.83	39.91	57.50	52.02	74.00	21.98	Peak
2485.930	28.60	5.83	39.91	55.22	49.74	74.00	24.26	Peak

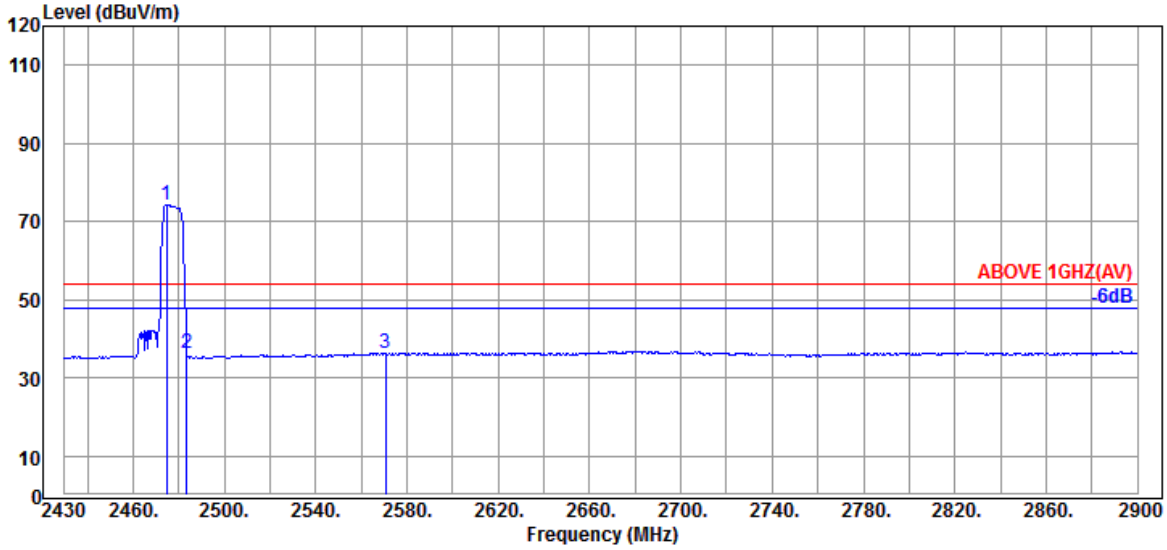

Antenna at Horizontal Polarization

Emission Frequency (MHz)	Antenna Factor (dB/m)	Cable Loss (dB)	Preamp Gain (dB)	Read Level (dBμV)	Emission Level (dBμV/m)	Limits (dBμV/m)	Margin (dB)	Detector
@ 2474.650	28.60	5.83	39.91	79.76	74.28	---	---	Average
2483.580	28.60	5.83	39.91	41.57	36.09	54.00	17.91	Average
2570.530	28.87	5.94	39.93	41.50	36.38	54.00	17.62	Average

Remark: The "@" means fundamental frequency, it is ignored in this section.

This test report may be reproduced in full only. The document may only be updated by Audix Technology Corp. personnel. Any changes will be noted in the Document History section of the report.

Audix Technology Corp.
No. 53-11, Dingfu, Linkou, Dist.,
New Taipei City244, Taiwan
Tel: +886 2 26099301
Fax: +886 2 26099303

Mode	802.11ax-HE20	Frequency	TX 2472MHz
		RU Configuration	106/54

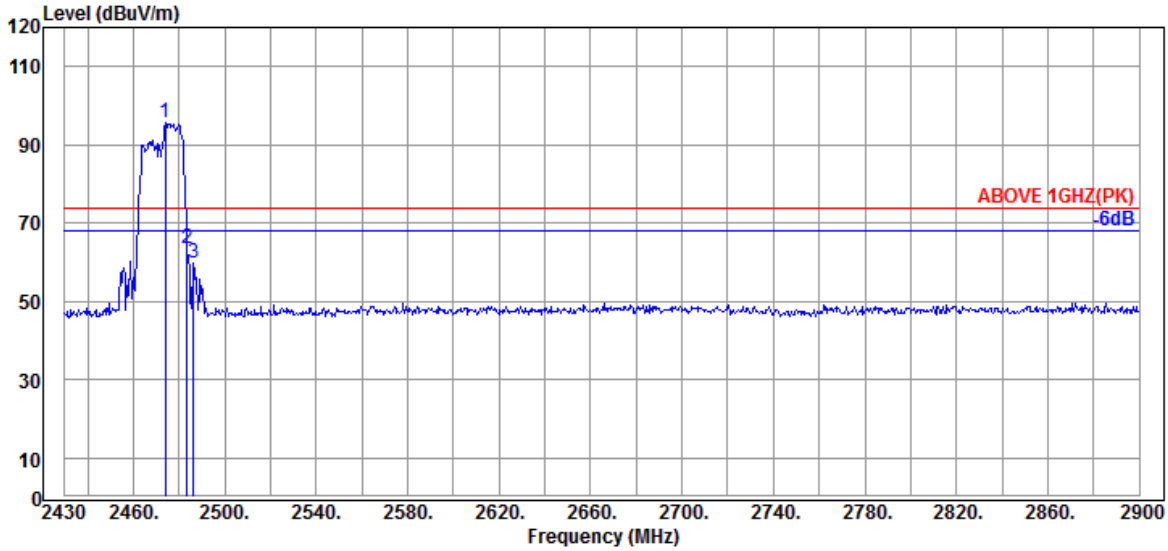

Antenna at Vertical Polarization

Emission Frequency (MHz)	Antenna Factor (dB/m)	Cable Loss (dB)	Preamp Gain (dB)	Read Level (dBμV)	Emission Level (dBμV/m)	Limits (dBμV/m)	Margin (dB)	Detector
@ 2474.180	28.60	5.83	39.91	101.01	95.53	---	---	Peak
2483.580	28.60	5.83	39.91	69.18	63.70	74.00	10.30	Peak
2486.400	28.60	5.83	39.91	65.41	59.93	74.00	14.07	Peak

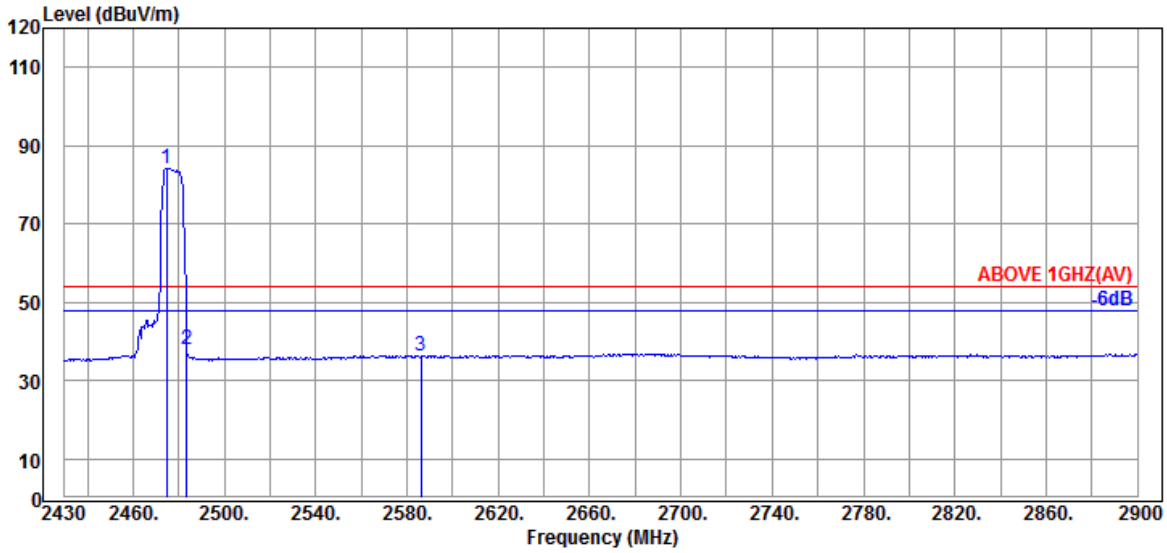

Antenna at Vertical Polarization

Emission Frequency (MHz)	Antenna Factor (dB/m)	Cable Loss (dB)	Preamp Gain (dB)	Read Level (dBμV)	Emission Level (dBμV/m)	Limits (dBμV/m)	Margin (dB)	Detector
@ 2474.650	28.60	5.83	39.91	89.70	84.22	---	---	Average
2483.580	28.60	5.83	39.91	43.60	38.12	54.00	15.88	Average
2586.040	28.99	5.97	39.93	41.36	36.39	54.00	17.61	Average

Remark: The "@" means fundamental frequency, it is ignored in this section.

This test report may be reproduced in full only. The document may only be updated by Audix Technology Corp. personnel. Any changes will be noted in the Document History section of the report.

Audix Technology Corp.
No. 53-11, Dingfu, Linkou, Dist.,
New Taipei City244, Taiwan

Tel: +886 2 26099301
Fax: +886 2 26099303

Mode	802.11ax-HE40	Frequency	TX 2422MHz
		RU Configuration	242/61

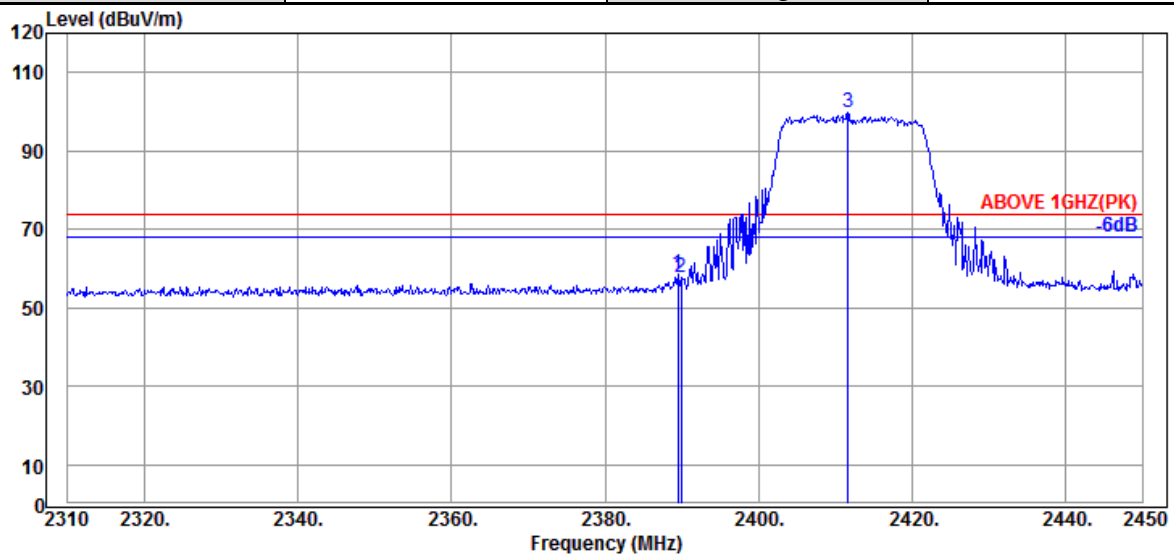

Antenna at Horizontal Polarization

	Emission Frequency (MHz)	Antenna Factor (dB/m)	Cable Loss (dB)	Preamp Gain (dB)	Read Level (dBµV)	Emission Level (dBµV/m)	Limits (dBµV/m)	Margin (dB)	Detector
	2389.520	28.27	5.70	39.91	64.55	58.61	74.00	15.39	Peak
	2389.940	28.27	5.70	39.91	63.87	57.93	74.00	16.07	Peak
@	2411.640	28.39	5.73	39.91	105.44	99.65	---	---	Peak

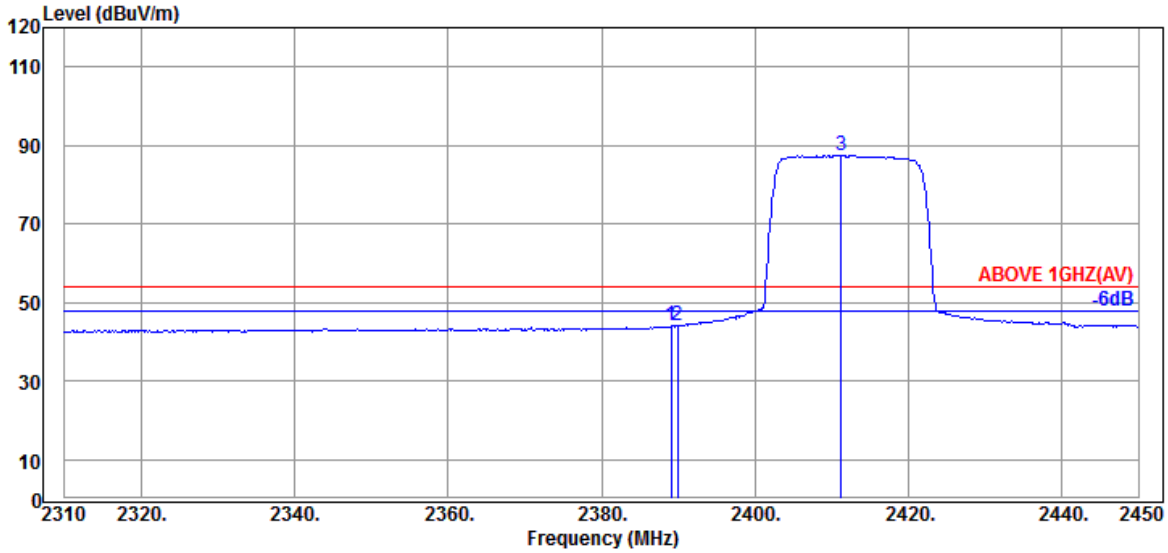

Antenna at Horizontal Polarization

	Emission Frequency (MHz)	Antenna Factor (dB/m)	Cable Loss (dB)	Preamp Gain (dB)	Read Level (dBµV)	Emission Level (dBµV/m)	Limits (dBµV/m)	Margin (dB)	Detector
	2389.100	28.27	5.70	39.91	49.96	44.02	54.00	9.98	Average
	2389.940	28.27	5.70	39.91	49.95	44.01	54.00	9.99	Average
@	2411.220	28.39	5.73	39.91	93.38	87.59	---	---	Average

Remark: The "@" means fundamental frequency, it is ignored in this section.

This test report may be reproduced in full only. The document may only be updated by Audix Technology Corp. personnel. Any changes will be noted in the Document History section of the report.

Audix Technology Corp.
No. 53-11, Dingfu, Linkou, Dist.,
New Taipei City244, Taiwan
Tel: +886 2 26099301
Fax: +886 2 26099303

Mode	802.11ax-HE40	Frequency	TX 2422MHz
		RU Configuration	242/61

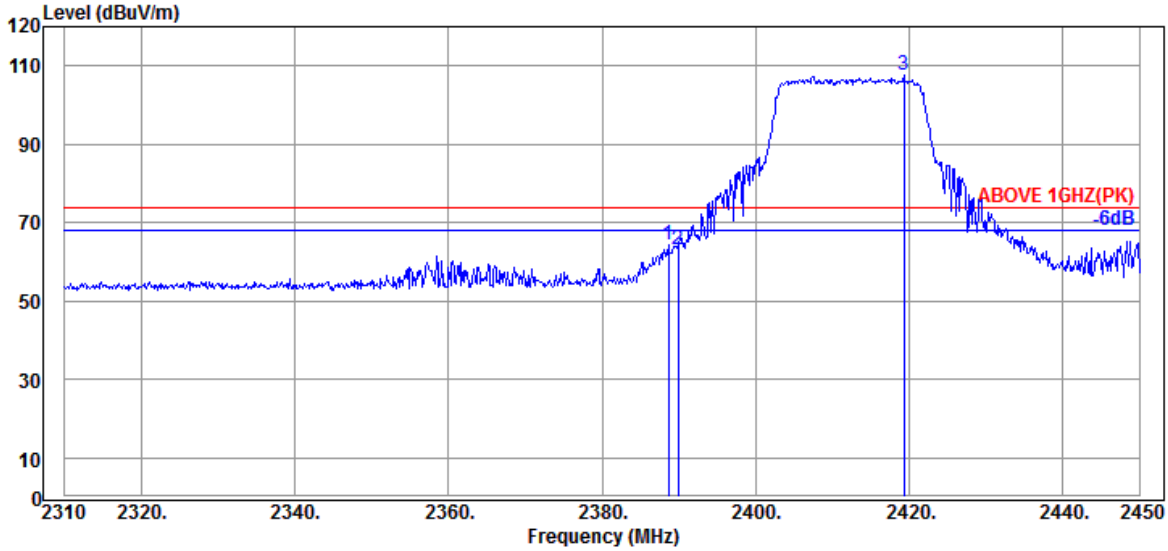

Antenna at Vertical Polarization

	Emission Frequency (MHz)	Antenna Factor (dB/m)	Cable Loss (dB)	Preamp Gain (dB)	Read Level (dBμV)	Emission Level (dBμV/m)	Limits (dBμV/m)	Margin (dB)	Detector
	2388.680	28.27	5.70	39.91	70.17	64.23	74.00	9.77	Peak
	2389.940	28.27	5.70	39.91	68.99	63.05	74.00	10.95	Peak
@	2419.340	28.43	5.73	39.91	113.45	107.70	---	---	Peak

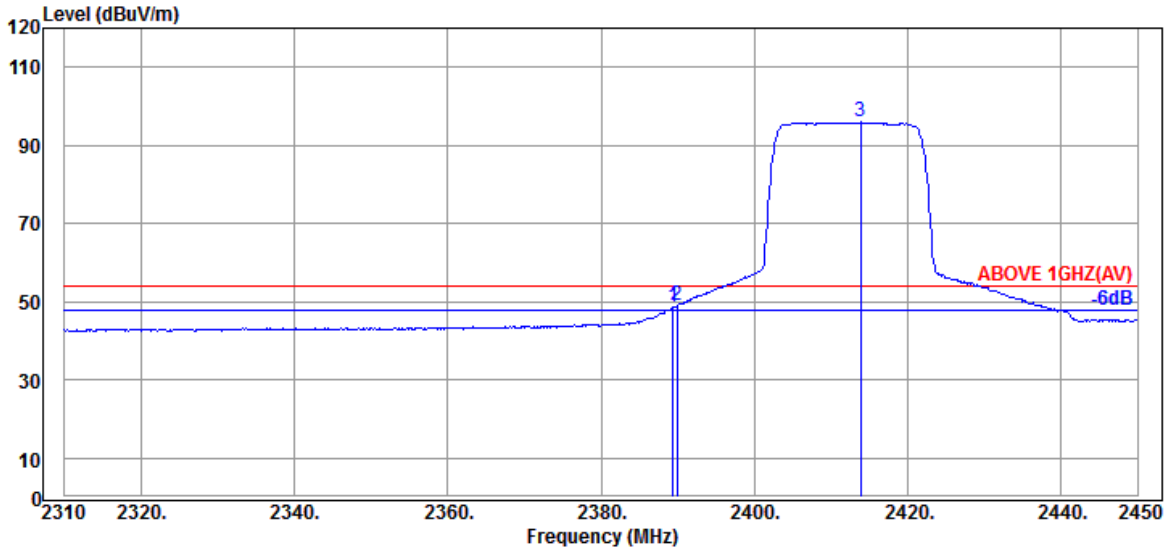

Antenna at Vertical Polarization

	Emission Frequency (MHz)	Antenna Factor (dB/m)	Cable Loss (dB)	Preamp Gain (dB)	Read Level (dBμV)	Emission Level (dBμV/m)	Limits (dBμV/m)	Margin (dB)	Detector
	2389.380	28.27	5.70	39.91	54.43	48.49	54.00	5.51	Average
	2389.940	28.27	5.70	39.91	55.04	49.10	54.00	4.90	Average
@	2413.880	28.39	5.73	39.91	101.67	95.88	---	---	Average

Remark: The "@" means fundamental frequency, it is ignored in this section.

This test report may be reproduced in full only. The document may only be updated by Audix Technology Corp. personnel. Any changes will be noted in the Document History section of the report.

Audix Technology Corp.
No. 53-11, Dingfu, Linkou, Dist.,
New Taipei City244, Taiwan
Tel: +886 2 26099301
Fax: +886 2 26099303

Mode	802.11ax-HE40	Frequency	TX 2467MHz
		RU Configuration	242/62

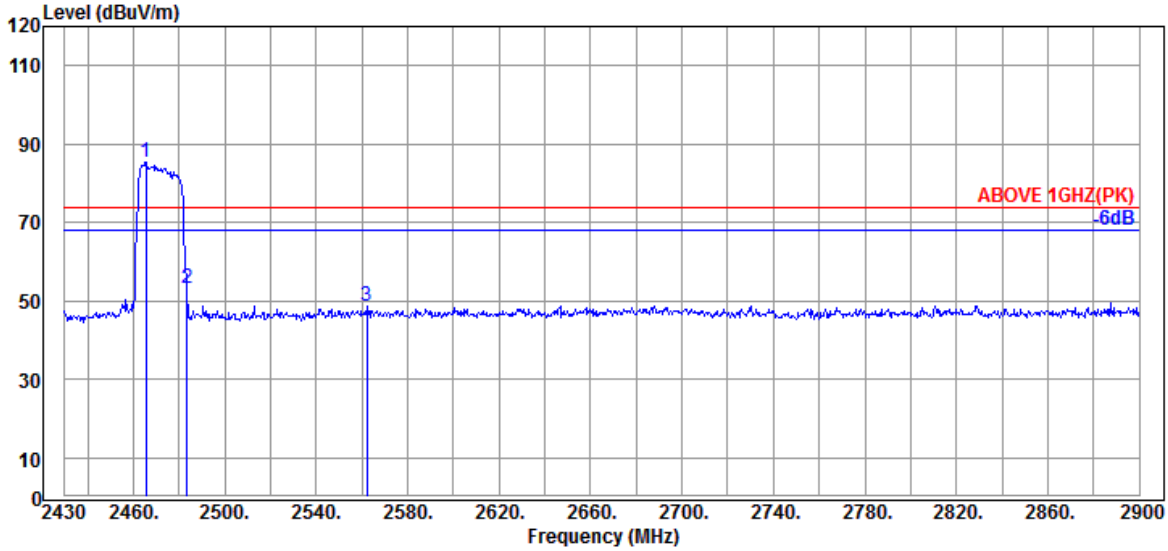

Antenna at Horizontal Polarization

Emission Frequency (MHz)	Antenna Factor (dB/m)	Cable Loss (dB)	Preamp Gain (dB)	Read Level (dBμV)	Emission Level (dBμV/m)	Limits (dBμV/m)	Margin (dB)	Detector
@ 2465.720	28.60	5.81	39.91	90.94	85.44	---	---	Peak
2483.580	28.60	5.83	39.91	58.84	53.36	74.00	20.64	Peak
2562.070	28.76	5.94	39.93	53.94	48.71	74.00	25.29	Peak

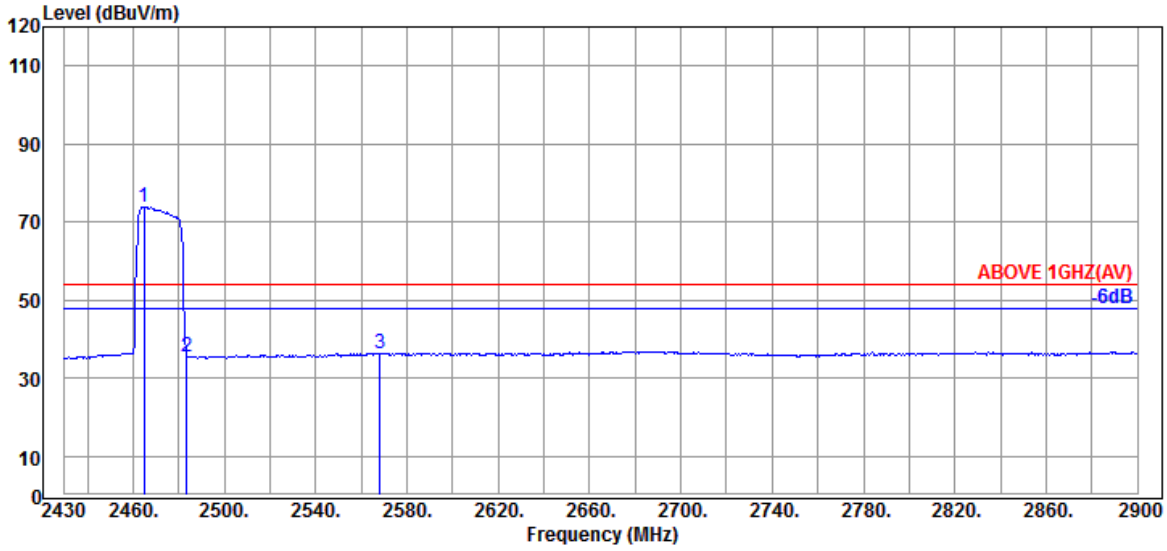

Antenna at Horizontal Polarization

Emission Frequency (MHz)	Antenna Factor (dB/m)	Cable Loss (dB)	Preamp Gain (dB)	Read Level (dBμV)	Emission Level (dBμV/m)	Limits (dBμV/m)	Margin (dB)	Detector
@ 2464.780	28.60	5.81	39.91	79.52	74.02	---	---	Average
2483.580	28.60	5.83	39.91	41.10	35.62	54.00	18.38	Average
2568.180	28.81	5.94	39.93	41.53	36.35	54.00	17.65	Average

Remark: The "@" means fundamental frequency, it is ignored in this section.

This test report may be reproduced in full only. The document may only be updated by Audix Technology Corp. personnel. Any changes will be noted in the Document History section of the report.

Audix Technology Corp.
No. 53-11, Dingfu, Linkou, Dist.,
New Taipei City244, Taiwan
Tel: +886 2 26099301
Fax: +886 2 26099303

Mode	802.11ax-HE40	Frequency	TX 2467MHz
		RU Configuration	242/62

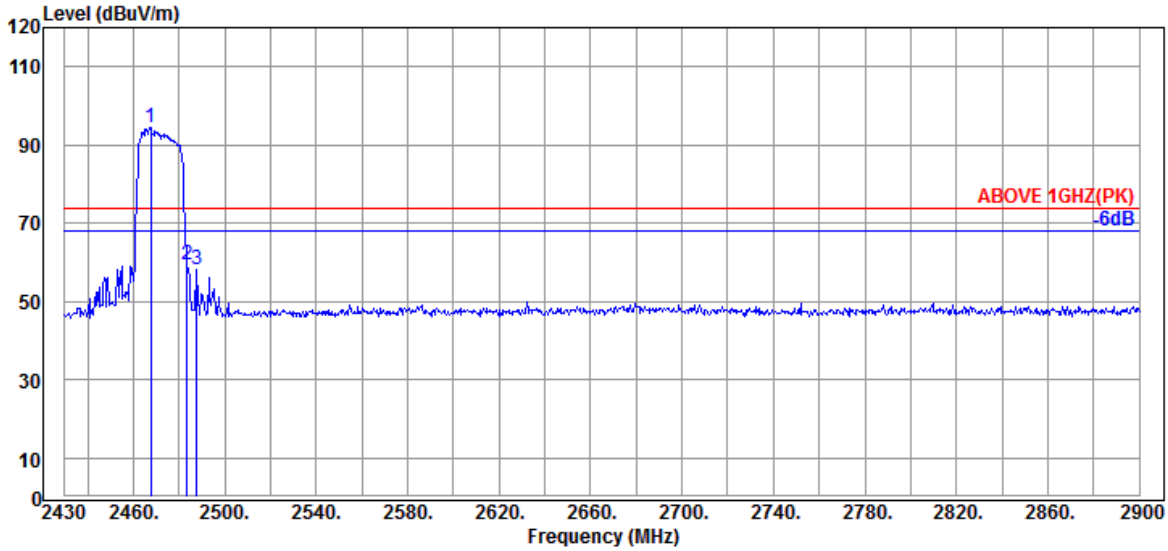

Antenna at Vertical Polarization

Emission Frequency (MHz)	Antenna Factor (dB/m)	Cable Loss (dB)	Preamp Gain (dB)	Read Level (dBμV)	Emission Level (dBμV/m)	Limits (dBμV/m)	Margin (dB)	Detector
@ 2467.600	28.60	5.81	39.91	99.96	94.46	---	---	Peak
2483.580	28.60	5.83	39.91	64.79	59.31	74.00	14.69	Peak
2487.810	28.60	5.86	39.91	63.41	57.96	74.00	16.04	Peak

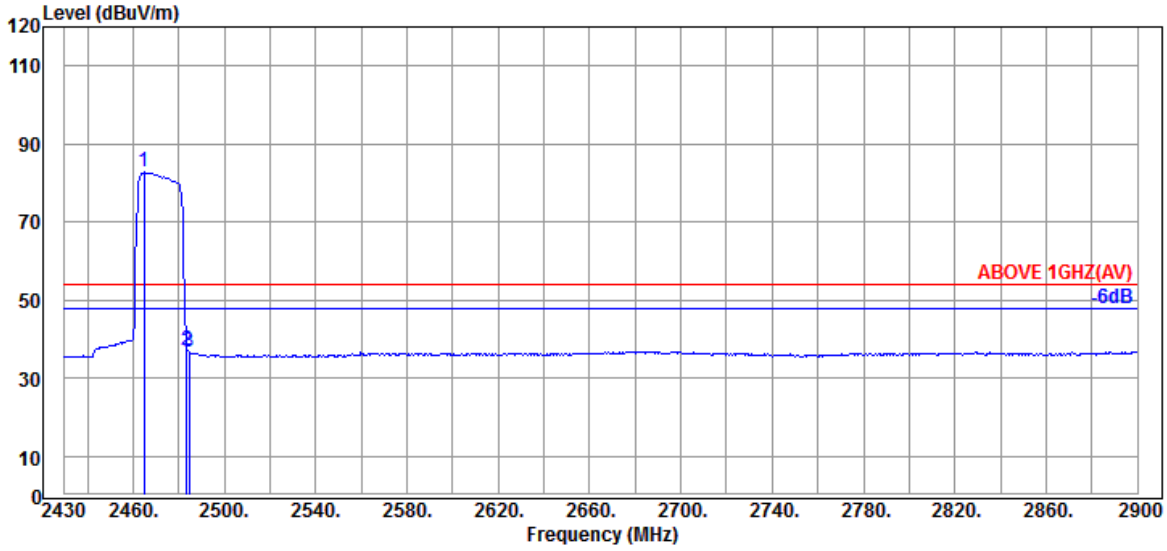

Antenna at Vertical Polarization

Emission Frequency (MHz)	Antenna Factor (dB/m)	Cable Loss (dB)	Preamp Gain (dB)	Read Level (dBμV)	Emission Level (dBμV/m)	Limits (dBμV/m)	Margin (dB)	Detector
@ 2464.780	28.60	5.81	39.91	88.27	82.77	---	---	Average
2483.580	28.60	5.83	39.91	42.70	37.22	54.00	16.78	Average
2484.520	28.60	5.83	39.91	42.10	36.62	54.00	17.38	Average

Remark: The "@" means fundamental frequency, it is ignored in this section.

This test report may be reproduced in full only. The document may only be updated by Audix Technology Corp. personnel. Any changes will be noted in the Document History section of the report.

Audix Technology Corp.
No. 53-11, Dingfu, Linkou, Dist.,
New Taipei City244, Taiwan
Tel: +886 2 26099301
Fax: +886 2 26099303

Mode	BLE (1M)	Frequency	TX 2402MHz

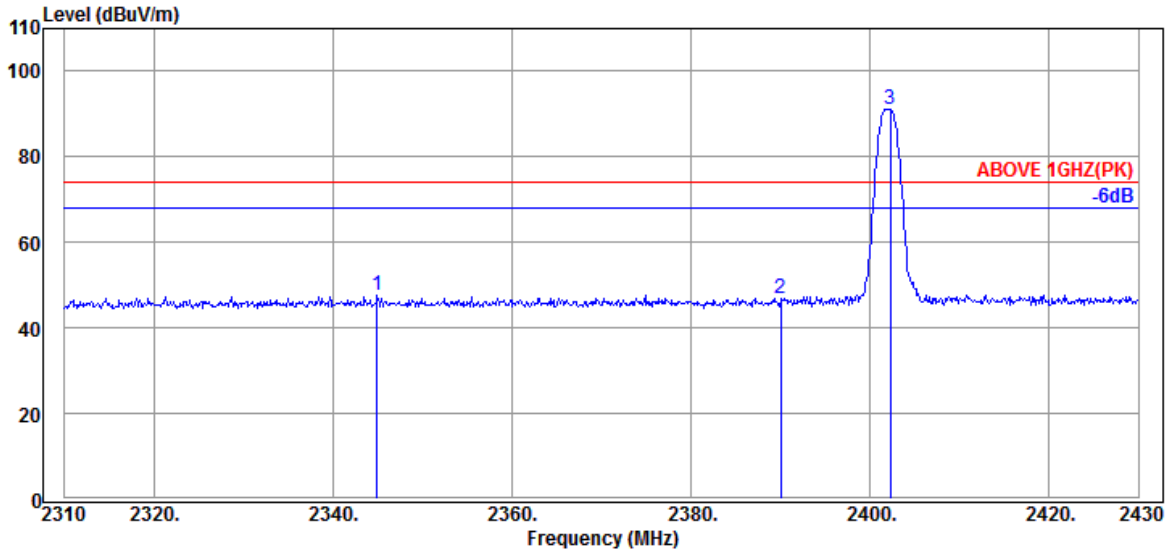

Antenna at Horizontal Polarization

	Emission Frequency (MHz)	Antenna Factor (dB/m)	Cable Loss (dB)	Preamp Gain (dB)	Read Level (dBµV)	Emission Level (dBµV/m)	Limits (dBµV/m)	Margin (dB)	Detector
	2344.920	28.19	5.62	39.91	53.65	47.55	74.00	26.45	Peak
	2390.040	28.27	5.70	39.91	52.98	47.04	74.00	26.96	Peak
@	2402.280	28.30	5.70	39.91	96.99	91.08	---	---	Peak

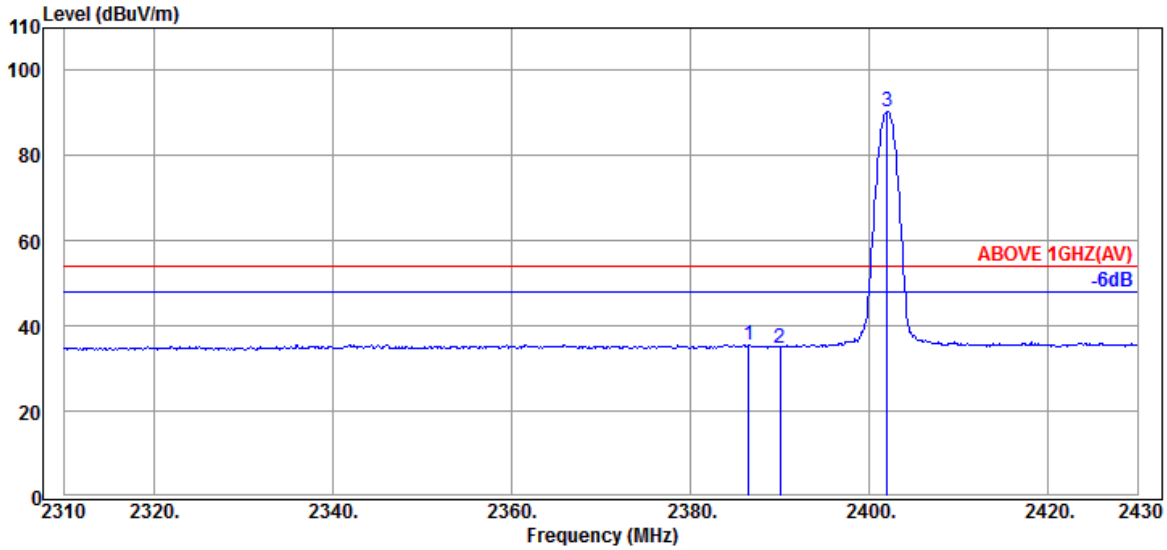

Antenna at Horizontal Polarization

	Emission Frequency (MHz)	Antenna Factor (dB/m)	Cable Loss (dB)	Preamp Gain (dB)	Read Level (dBµV)	Emission Level (dBµV/m)	Limits (dBµV/m)	Margin (dB)	Detector
	2386.560	28.27	5.70	39.91	41.55	35.61	54.00	18.39	Average
	2390.040	28.27	5.70	39.91	40.88	34.94	54.00	19.06	Average
@	2402.040	28.30	5.70	39.91	96.25	90.34	---	---	Average

Remark: The "@" means fundamental frequency, it is ignored in this section.

This test report may be reproduced in full only. The document may only be updated by Audix Technology Corp. personnel. Any changes will be noted in the Document History section of the report.

Audix Technology Corp.
No. 53-11, Dingfu, Linkou, Dist.,
New Taipei City244, Taiwan

Tel: +886 2 26099301
Fax: +886 2 26099303

Mode	BLE (1M)	Frequency	TX 2402MHz

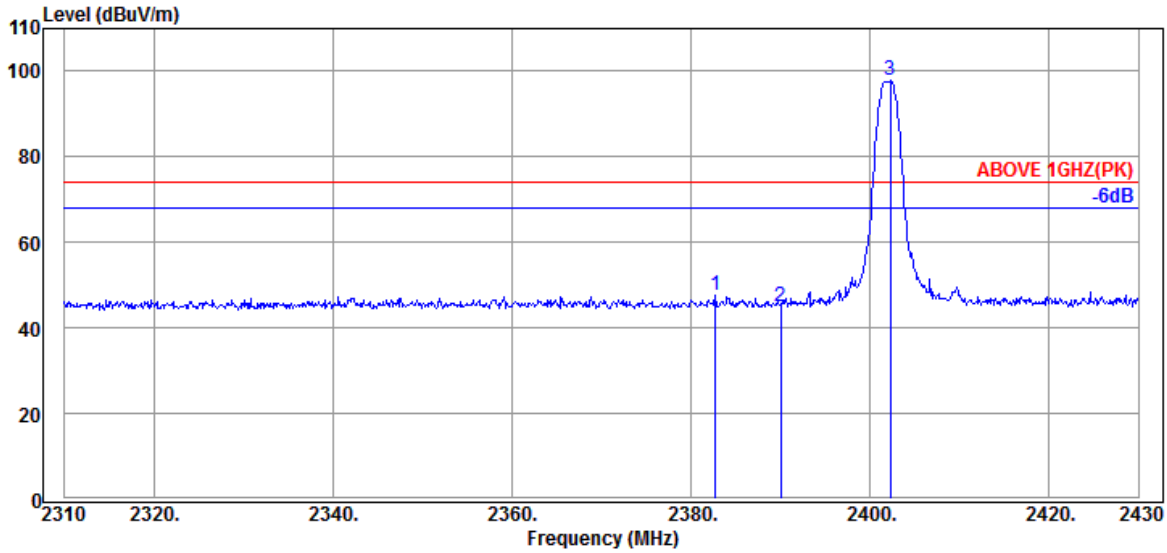

Antenna at Vertical Polarization

	Emission Frequency (MHz)	Antenna Factor (dB/m)	Cable Loss (dB)	Preamp Gain (dB)	Read Level (dBμV)	Emission Level (dBμV/m)	Limits (dBμV/m)	Margin (dB)	Detector
	2382.720	28.26	5.68	39.91	53.51	47.54	74.00	26.46	Peak
	2390.040	28.27	5.70	39.91	50.89	44.95	74.00	29.05	Peak
@	2402.280	28.30	5.70	39.91	103.65	97.74	---	---	Peak

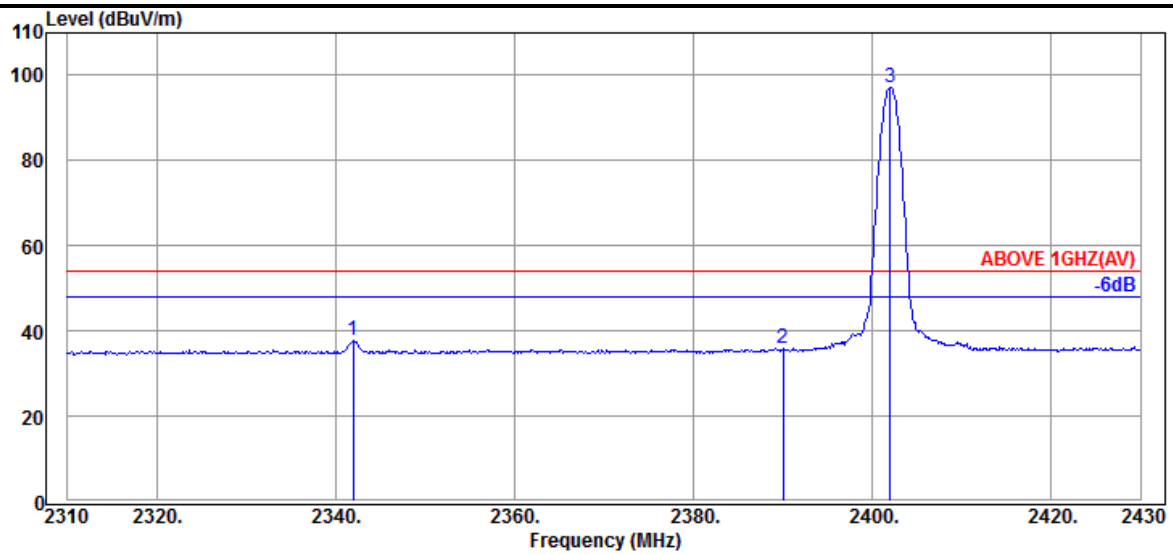

Antenna at Vertical Polarization

	Emission Frequency (MHz)	Antenna Factor (dB/m)	Cable Loss (dB)	Preamp Gain (dB)	Read Level (dBμV)	Emission Level (dBμV/m)	Limits (dBμV/m)	Margin (dB)	Detector
	2341.920	28.18	5.62	39.91	43.84	37.73	54.00	16.27	Average
	2390.040	28.27	5.70	39.91	41.66	35.72	54.00	18.28	Average
@	2402.040	28.30	5.70	39.91	103.04	97.13	---	---	Average

Remark: The "@" means fundamental frequency, it is ignored in this section.

This test report may be reproduced in full only. The document may only be updated by Audix Technology Corp. personnel. Any changes will be noted in the Document History section of the report.

Audix Technology Corp.
No. 53-11, Dingfu, Linkou, Dist.,
New Taipei City244, Taiwan

Tel: +886 2 26099301
Fax: +886 2 26099303

Mode	BLE (1M)	Frequency	TX 2480MHz

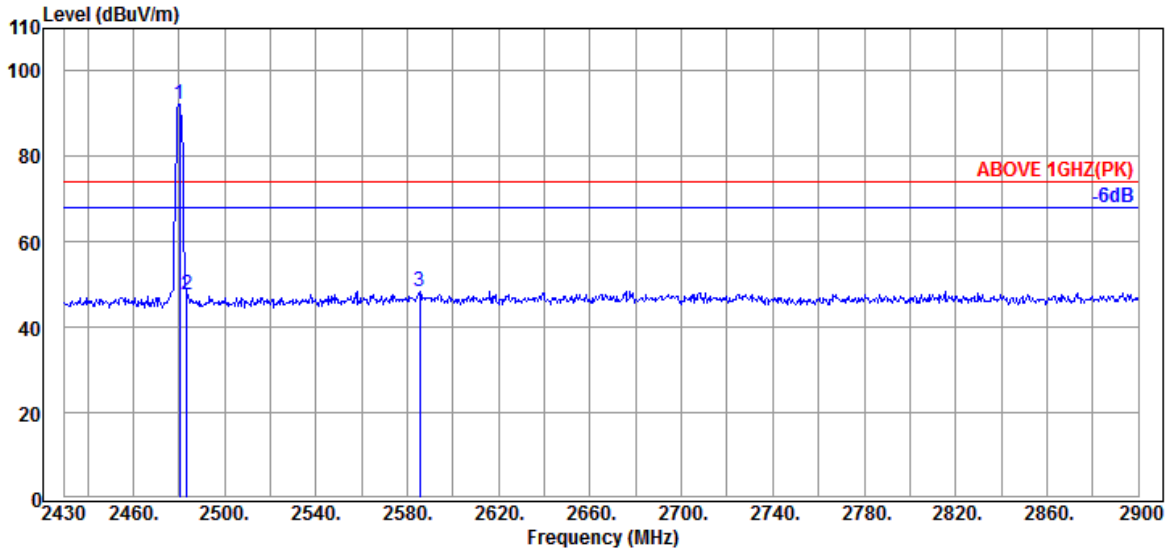

Antenna at Horizontal Polarization

Emission Frequency (MHz)	Antenna Factor (dB/m)	Cable Loss (dB)	Preamp Gain (dB)	Read Level (dBμV)	Emission Level (dBμV/m)	Limits (dBμV/m)	Margin (dB)	Detector
@ 2480.290	28.60	5.83	39.91	97.55	92.07	---	---	Peak
2483.580	28.60	5.83	39.91	53.30	47.82	74.00	26.18	Peak
2585.570	28.99	5.97	39.93	53.37	48.40	74.00	25.60	Peak

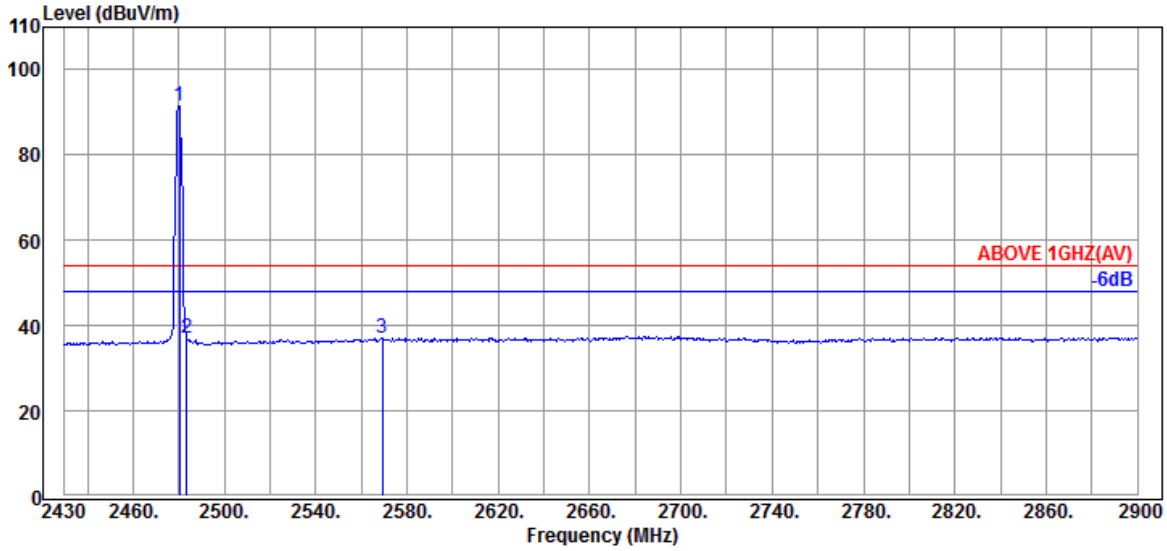

Antenna at Horizontal Polarization

Emission Frequency (MHz)	Antenna Factor (dB/m)	Cable Loss (dB)	Preamp Gain (dB)	Read Level (dBμV)	Emission Level (dBμV/m)	Limits (dBμV/m)	Margin (dB)	Detector
@ 2480.290	28.60	5.83	39.91	96.92	91.44	---	---	Average
2483.580	28.60	5.83	39.91	42.40	36.92	54.00	17.08	Average
2569.120	28.81	5.94	39.93	42.35	37.17	54.00	16.83	Average

Remark: The "@" means fundamental frequency, it is ignored in this section.

This test report may be reproduced in full only. The document may only be updated by Audix Technology Corp. personnel. Any changes will be noted in the Document History section of the report.

Audix Technology Corp.
No. 53-11, Dingfu, Linkou, Dist.,
New Taipei City244, Taiwan
Tel: +886 2 26099301
Fax: +886 2 26099303

Mode	BLE (1M)	Frequency	TX 2480MHz

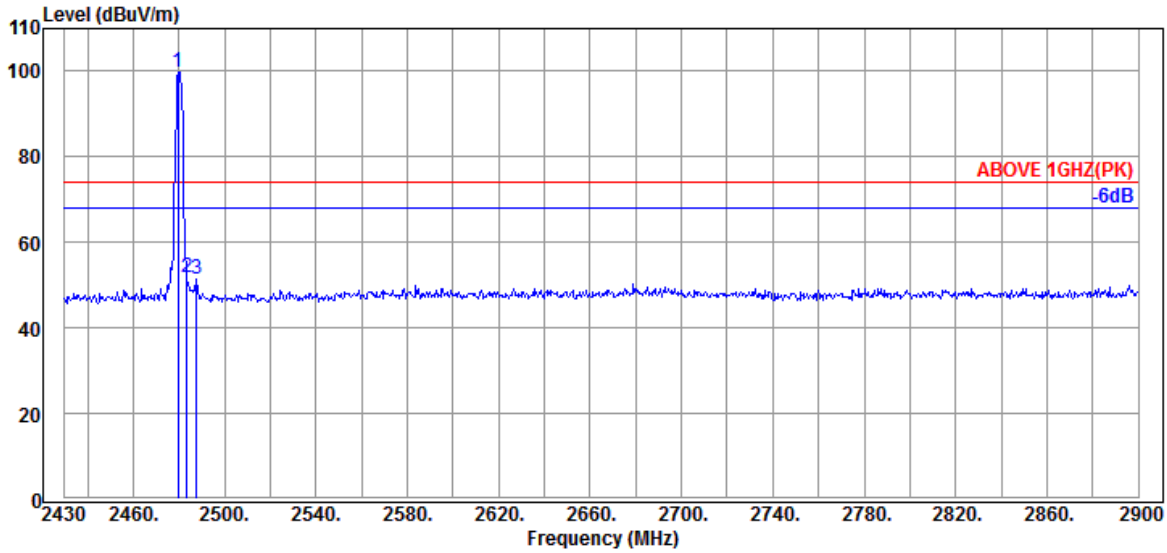

Antenna at Vertical Polarization

Emission Frequency (MHz)	Antenna Factor (dB/m)	Cable Loss (dB)	Preamp Gain (dB)	Read Level (dBμV)	Emission Level (dBμV/m)	Limits (dBμV/m)	Margin (dB)	Detector
@ 2479.820	28.60	5.83	39.91	105.29	99.81	---	---	Peak
2483.580	28.60	5.83	39.91	57.41	51.93	74.00	22.07	Peak
2487.810	28.60	5.86	39.91	56.86	51.41	74.00	22.59	Peak

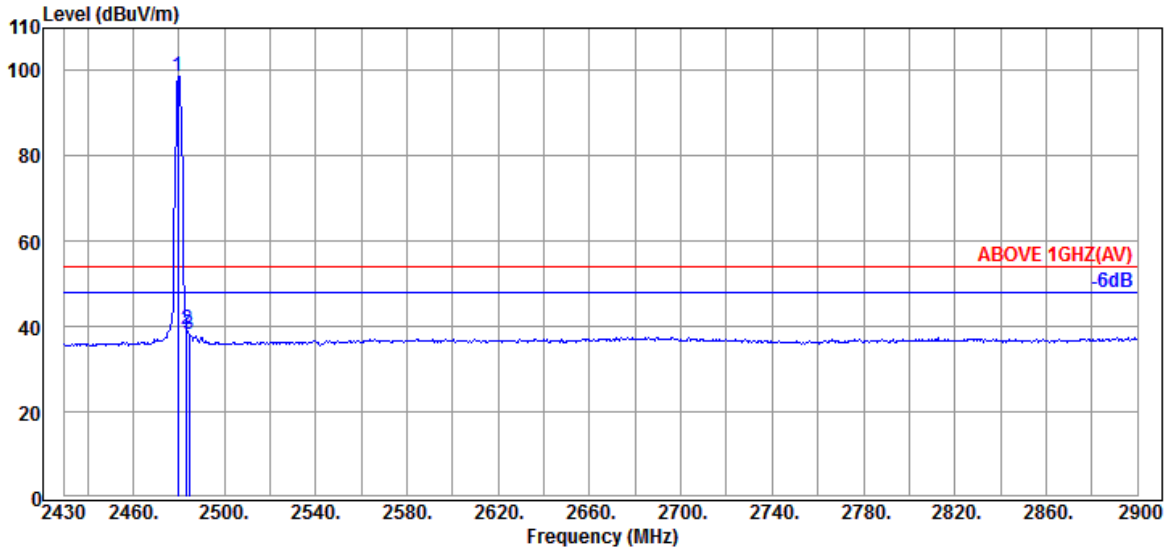

Antenna at Vertical Polarization

Emission Frequency (MHz)	Antenna Factor (dB/m)	Cable Loss (dB)	Preamp Gain (dB)	Read Level (dBμV)	Emission Level (dBμV/m)	Limits (dBμV/m)	Margin (dB)	Detector
@ 2479.820	28.60	5.83	39.91	104.29	98.81	---	---	Average
2483.580	28.60	5.83	39.91	44.88	39.40	54.00	14.60	Average
2484.520	28.60	5.83	39.91	43.73	38.25	54.00	15.75	Average

Remark: The "@" means fundamental frequency, it is ignored in this section.

This test report may be reproduced in full only. The document may only be updated by Audix Technology Corp. personnel. Any changes will be noted in the Document History section of the report.

Audix Technology Corp.
No. 53-11, Dingfu, Linkou, Dist.,
New Taipei City244, Taiwan
Tel: +886 2 26099301
Fax: +886 2 26099303

Mode	BLE (2M)	Frequency	TX 2402MHz

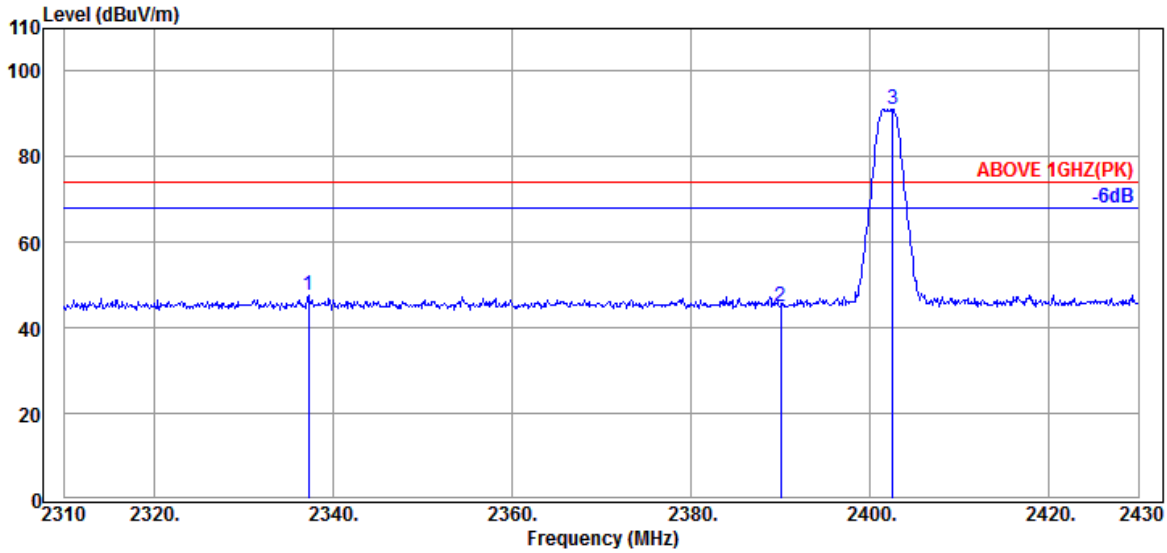

Antenna at Horizontal Polarization

	Emission Frequency (MHz)	Antenna Factor (dB/m)	Cable Loss (dB)	Preamp Gain (dB)	Read Level (dBμV)	Emission Level (dBμV/m)	Limits (dBμV/m)	Margin (dB)	Detector
	2337.240	28.18	5.62	39.91	53.90	47.79	74.00	26.21	Peak
	2390.040	28.27	5.70	39.91	50.89	44.95	74.00	29.05	Peak
@	2402.520	28.30	5.73	39.91	96.93	91.05	---	---	Peak

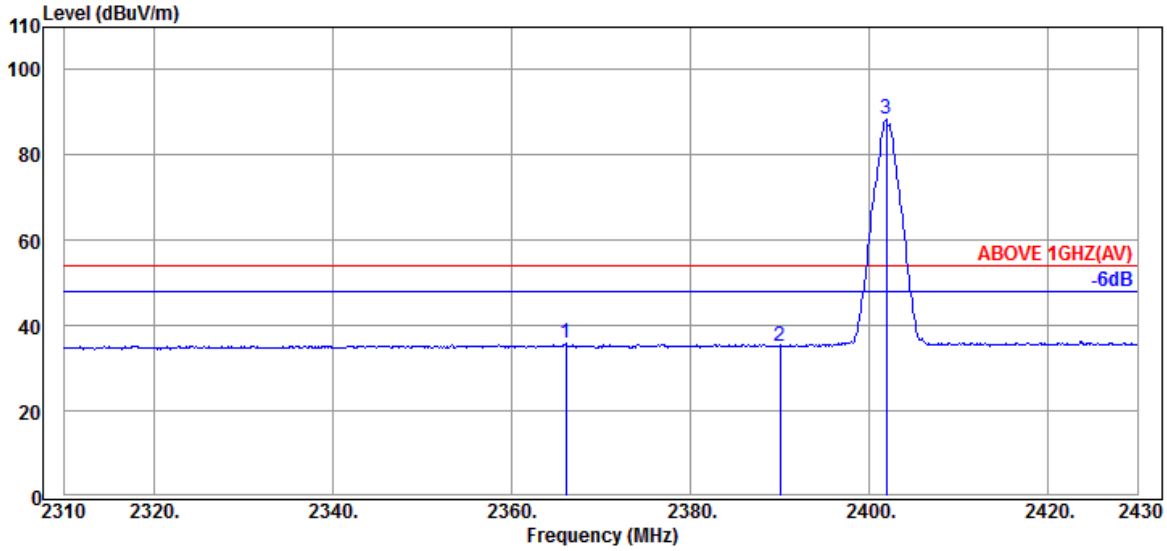

Antenna at Horizontal Polarization

	Emission Frequency (MHz)	Antenna Factor (dB/m)	Cable Loss (dB)	Preamp Gain (dB)	Read Level (dBμV)	Emission Level (dBμV/m)	Limits (dBμV/m)	Margin (dB)	Detector
	2366.040	28.23	5.65	39.91	41.76	35.73	54.00	18.27	Average
	2390.040	28.27	5.70	39.91	41.18	35.24	54.00	18.76	Average
@	2401.920	28.30	5.70	39.91	94.25	88.34	---	---	Average

Remark: The "@" means fundamental frequency, it is ignored in this section.

This test report may be reproduced in full only. The document may only be updated by Audix Technology Corp. personnel. Any changes will be noted in the Document History section of the report.

Audix Technology Corp.
No. 53-11, Dingfu, Linkou, Dist.,
New Taipei City244, Taiwan

Tel: +886 2 26099301
Fax: +886 2 26099303

Mode	BLE (2M)	Frequency	TX 2402MHz

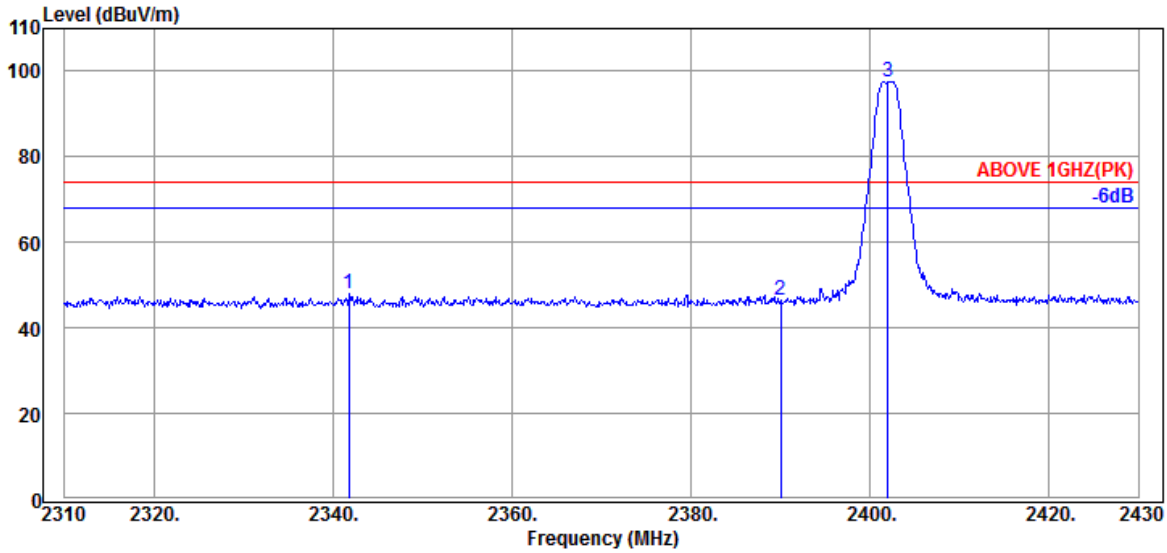

Antenna at Vertical Polarization

	Emission Frequency (MHz)	Antenna Factor (dB/m)	Cable Loss (dB)	Preamp Gain (dB)	Read Level (dBμV)	Emission Level (dBμV/m)	Limits (dBμV/m)	Margin (dB)	Detector
	2341.800	28.18	5.62	39.91	53.95	47.84	74.00	26.16	Peak
	2390.040	28.27	5.70	39.91	52.53	46.59	74.00	27.41	Peak
@	2402.040	28.30	5.70	39.91	103.53	97.62	---	---	Peak

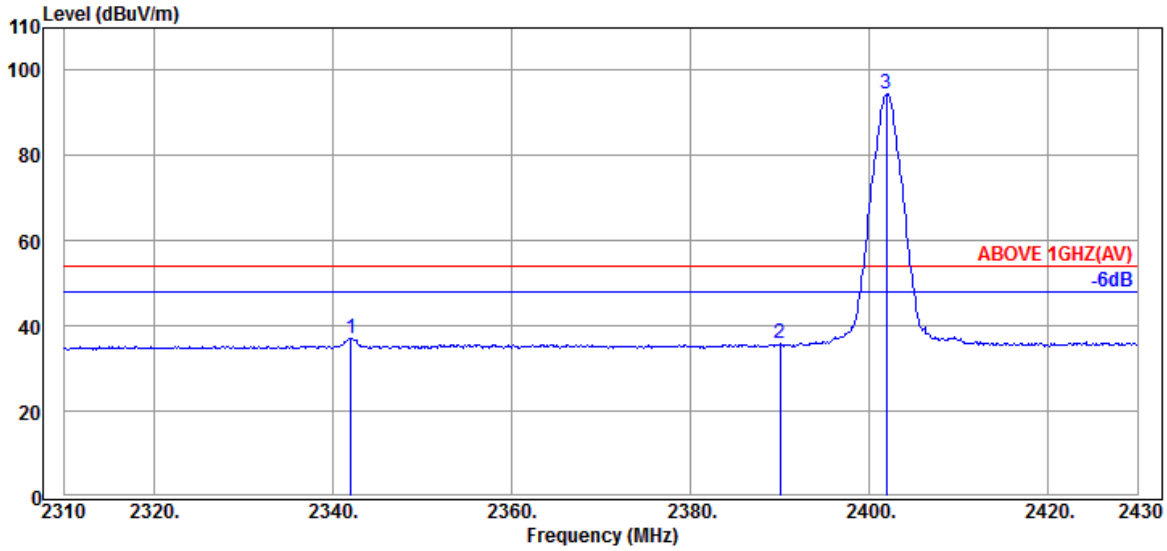

Antenna at Vertical Polarization

	Emission Frequency (MHz)	Antenna Factor (dB/m)	Cable Loss (dB)	Preamp Gain (dB)	Read Level (dBμV)	Emission Level (dBμV/m)	Limits (dBμV/m)	Margin (dB)	Detector
	2342.040	28.18	5.62	39.91	43.16	37.05	54.00	16.95	Average
	2390.040	28.27	5.70	39.91	41.71	35.77	54.00	18.23	Average
@	2401.920	28.30	5.70	39.91	100.39	94.48	---	---	Average

Remark: The "@" means fundamental frequency, it is ignored in this section.

This test report may be reproduced in full only. The document may only be updated by Audix Technology Corp. personnel. Any changes will be noted in the Document History section of the report.

Audix Technology Corp.
No. 53-11, Dingfu, Linkou, Dist.,
New Taipei City244, Taiwan
Tel: +886 2 26099301
Fax: +886 2 26099303

Mode	BLE (2M)	Frequency	TX 2480MHz

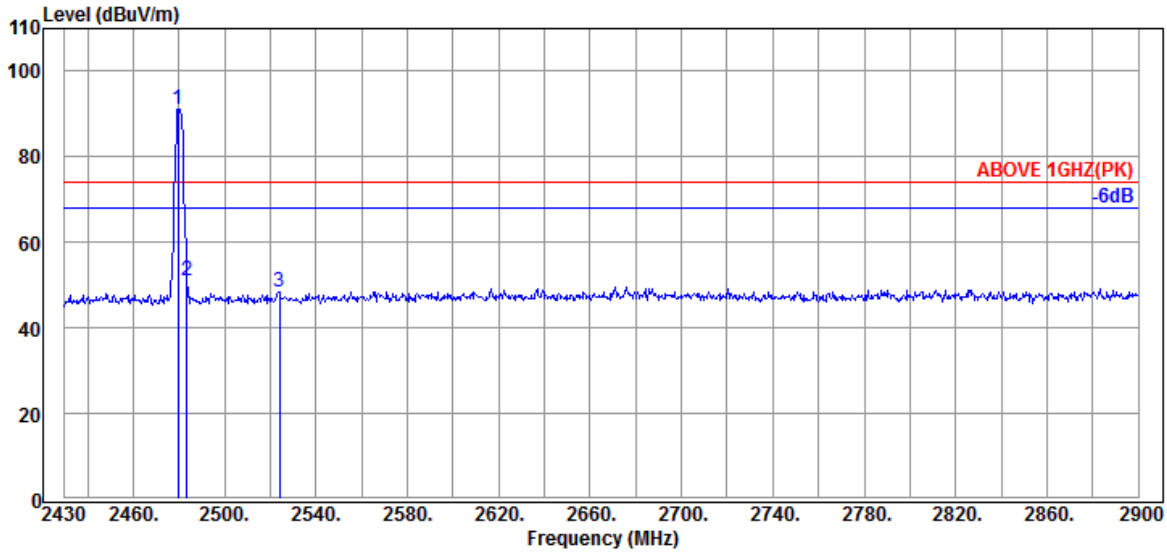

Antenna at Horizontal Polarization

Emission Frequency (MHz)	Antenna Factor (dB/m)	Cable Loss (dB)	Preamp Gain (dB)	Read Level (dBμV)	Emission Level (dBμV/m)	Limits (dBμV/m)	Margin (dB)	Detector
@ 2479.820	28.60	5.83	39.91	96.56	91.08	---	---	Peak
2483.580	28.60	5.83	39.91	56.41	50.93	74.00	23.07	Peak
2524.000	28.64	5.90	39.92	53.95	48.57	74.00	25.43	Peak

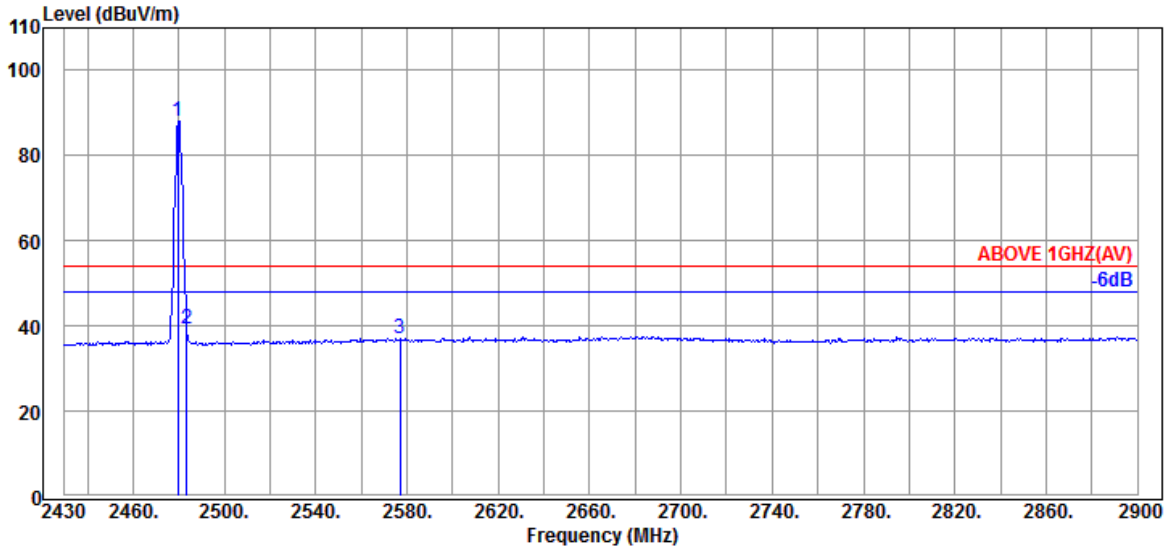

Antenna at Horizontal Polarization

Emission Frequency (MHz)	Antenna Factor (dB/m)	Cable Loss (dB)	Preamp Gain (dB)	Read Level (dBμV)	Emission Level (dBμV/m)	Limits (dBμV/m)	Margin (dB)	Detector
@ 2479.820	28.60	5.83	39.91	93.61	88.13	---	---	Average
2483.580	28.60	5.83	39.91	44.62	39.14	54.00	14.86	Average
2577.110	28.93	5.97	39.93	42.07	37.04	54.00	16.96	Average

Remark: The "@" means fundamental frequency, it is ignored in this section.

This test report may be reproduced in full only. The document may only be updated by Audix Technology Corp. personnel. Any changes will be noted in the Document History section of the report.

Audix Technology Corp.
No. 53-11, Dingfu, Linkou, Dist.,
New Taipei City244, Taiwan
Tel: +886 2 26099301
Fax: +886 2 26099303

Mode	BLE (2M)	Frequency	TX 2480MHz

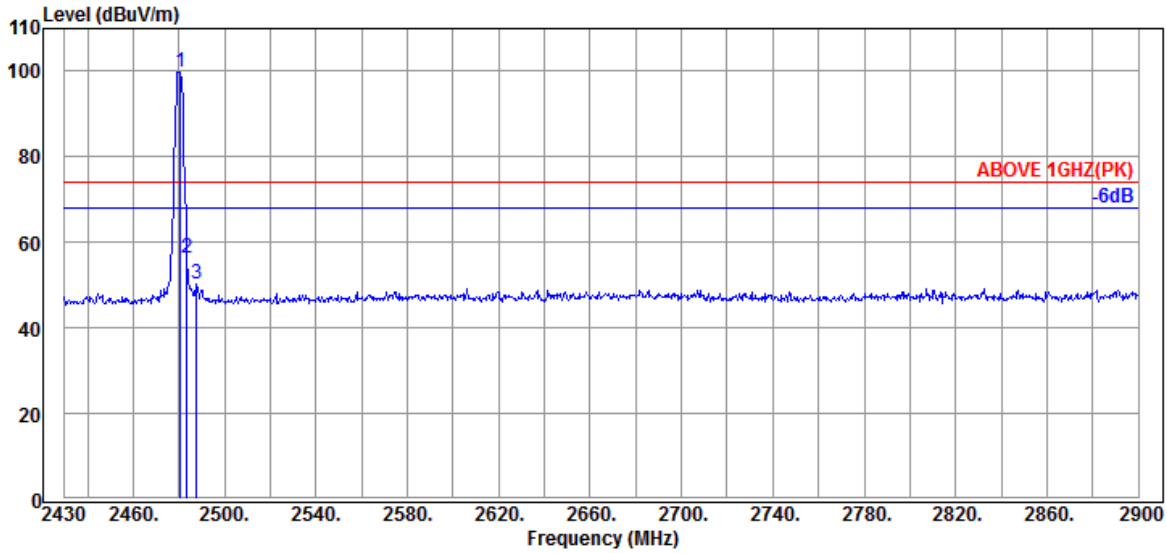

Antenna at Vertical Polarization

Emission Frequency (MHz)	Antenna Factor (dB/m)	Cable Loss (dB)	Preamp Gain (dB)	Read Level (dBμV)	Emission Level (dBμV/m)	Limits (dBμV/m)	Margin (dB)	Detector
@ 2480.760	28.60	5.83	39.91	105.34	99.86	---	---	Peak
2483.580	28.60	5.83	39.91	61.77	56.29	74.00	17.71	Peak
2487.810	28.60	5.86	39.91	55.85	50.40	74.00	23.60	Peak

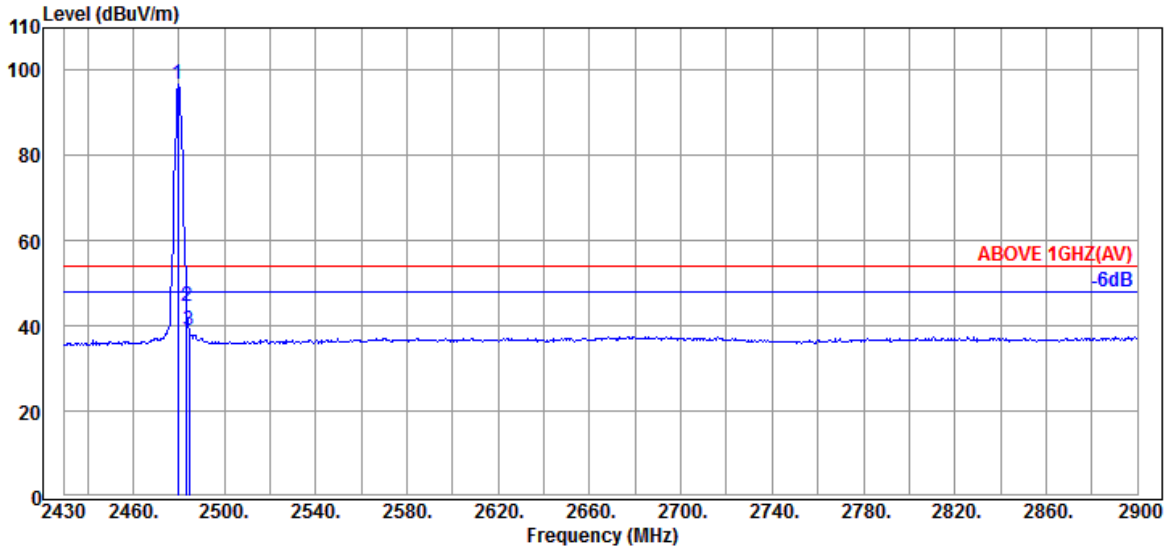

Antenna at Vertical Polarization

Emission Frequency (MHz)	Antenna Factor (dB/m)	Cable Loss (dB)	Preamp Gain (dB)	Read Level (dBμV)	Emission Level (dBμV/m)	Limits (dBμV/m)	Margin (dB)	Detector
@ 2479.820	28.60	5.83	39.91	102.40	96.92	---	---	Average
2483.580	28.60	5.83	39.91	50.06	44.58	54.00	9.42	Average
2484.520	28.60	5.83	39.91	44.44	38.96	54.00	15.04	Average

Remark: The "@" means fundamental frequency, it is ignored in this section..

This test report may be reproduced in full only. The document may only be updated by Audix Technology Corp. personnel. Any changes will be noted in the Document History section of the report.

Audix Technology Corp.
No. 53-11, Dingfu, Linkou, Dist.,
New Taipei City244, Taiwan
Tel: +886 2 26099301
Fax: +886 2 26099303

A.2.2 Emissions outside the frequency band:

The emissions (up to 25GHz) not reported for there is no emission be found.

Mode	802.11b	Frequency	TX 2442MHz

Antenna at Horizontal Polarization

Emission Frequency (MHz)	Antenna Factor (dB/m)	Cable Loss (dB)	Preamp Gain (dB)	Read Level (dBμV)	Emission Level (dBμV/m)	Limits (dBμV/m)	Margin (dB)	Detector
4884.000	33.52	8.20	39.29	43.89	46.32	54.00	7.68	Peak

Antenna at Vertical Polarization

Emission Frequency (MHz)	Antenna Factor (dB/m)	Cable Loss (dB)	Preamp Gain (dB)	Read Level (dBμV)	Emission Level (dBμV/m)	Limits (dBμV/m)	Margin (dB)	Detector
4884.000	33.52	8.20	39.29	44.12	46.55	54.00	7.45	Peak

Mode	802.11g	Frequency	TX 2442MHz

Antenna at Horizontal Polarization

Emission Frequency (MHz)	Antenna Factor (dB/m)	Cable Loss (dB)	Preamp Gain (dB)	Read Level (dBμV)	Emission Level (dBμV/m)	Limits (dBμV/m)	Margin (dB)	Detector
4884.000	33.52	8.20	39.29	42.79	45.22	54.00	8.78	Peak

Antenna at Vertical Polarization

Emission Frequency (MHz)	Antenna Factor (dB/m)	Cable Loss (dB)	Preamp Gain (dB)	Read Level (dBμV)	Emission Level (dBμV/m)	Limits (dBμV/m)	Margin (dB)	Detector
4884.000	33.52	8.20	39.29	42.91	45.34	54.00	8.66	Peak

Mode	802.11n-HT20	Frequency	TX 2442MHz

Antenna at Horizontal Polarization

Emission Frequency (MHz)	Antenna Factor (dB/m)	Cable Loss (dB)	Preamp Gain (dB)	Read Level (dBμV)	Emission Level (dBμV/m)	Limits (dBμV/m)	Margin (dB)	Detector
4884.000	33.52	8.20	39.29	42.12	44.55	54.00	9.45	Peak

Antenna at Vertical Polarization

Emission Frequency (MHz)	Antenna Factor (dB/m)	Cable Loss (dB)	Preamp Gain (dB)	Read Level (dBμV)	Emission Level (dBμV/m)	Limits (dBμV/m)	Margin (dB)	Detector
4884.000	33.52	8.20	39.29	43.57	46.00	54.00	8.00	Peak

This test report may be reproduced in full only. The document may only be updated by Audix Technology Corp. personnel. Any changes will be noted in the Document History section of the report.

Audix Technology Corp.
No. 53-11, Dingfu, Linkou, Dist.,
New Taipei City244, Taiwan
Tel: +886 2 26099301
Fax: +886 2 26099303

Mode	802.11n-HT40	Frequency	TX 2447MHz

Antenna at Horizontal Polarization

Emission Frequency (MHz)	Antenna Factor (dB/m)	Cable Loss (dB)	Preamp Gain (dB)	Read Level (dBμV)	Emission Level (dBμV/m)	Limits (dBμV/m)	Margin (dB)	Detector
4894.000	33.52	8.21	39.28	43.44	45.89	54.00	8.11	Peak

Antenna at Vertical Polarization

Emission Frequency (MHz)	Antenna Factor (dB/m)	Cable Loss (dB)	Preamp Gain (dB)	Read Level (dBμV)	Emission Level (dBμV/m)	Limits (dBμV/m)	Margin (dB)	Detector
4894.000	33.52	8.21	39.28	42.96	45.41	54.00	8.59	Peak

Mode	802.11ax-HE20	Frequency	TX 2442MHz

Antenna at Horizontal Polarization

Emission Frequency (MHz)	Antenna Factor (dB/m)	Cable Loss (dB)	Preamp Gain (dB)	Read Level (dBμV)	Emission Level (dBμV/m)	Limits (dBμV/m)	Margin (dB)	Detector
4884.000	33.52	8.20	39.29	43.32	45.75	54.00	8.25	Peak

Antenna at Vertical Polarization

Emission Frequency (MHz)	Antenna Factor (dB/m)	Cable Loss (dB)	Preamp Gain (dB)	Read Level (dBμV)	Emission Level (dBμV/m)	Limits (dBμV/m)	Margin (dB)	Detector
4884.000	33.52	8.20	39.29	43.88	46.31	54.00	7.69	Peak

Mode	802.11ax-HE40	Frequency	TX 2442MHz

Antenna at Horizontal Polarization

Emission Frequency (MHz)	Antenna Factor (dB/m)	Cable Loss (dB)	Preamp Gain (dB)	Read Level (dBμV)	Emission Level (dBμV/m)	Limits (dBμV/m)	Margin (dB)	Detector
4884.000	33.52	8.20	39.29	43.54	45.97	54.00	8.03	Peak

Antenna at Vertical Polarization

Emission Frequency (MHz)	Antenna Factor (dB/m)	Cable Loss (dB)	Preamp Gain (dB)	Read Level (dBμV)	Emission Level (dBμV/m)	Limits (dBμV/m)	Margin (dB)	Detector
4884.000	33.52	8.20	39.29	44.00	46.43	54.00	7.57	Peak

This test report may be reproduced in full only. The document may only be updated by Audix Technology Corp. personnel. Any changes will be noted in the Document History section of the report.

Audix Technology Corp.
No. 53-11, Dingfu, Linkou, Dist.,
New Taipei City244, Taiwan
Tel: +886 2 26099301
Fax: +886 2 26099303

Mode	BLE (1M)	Frequency	TX 2402MHz

Antenna at Horizontal Polarization

Emission Frequency (MHz)	Antenna Factor (dB/m)	Cable Loss (dB)	Preamp Gain (dB)	Read Level (dBμV)	Emission Level (dBμV/m)	Limits (dBμV/m)	Margin (dB)	Detector
4804.000	33.40	8.17	39.33	41.92	44.16	54.00	9.84	Peak

Antenna at Vertical Polarization

Emission Frequency (MHz)	Antenna Factor (dB/m)	Cable Loss (dB)	Preamp Gain (dB)	Read Level (dBμV)	Emission Level (dBμV/m)	Limits (dBμV/m)	Margin (dB)	Detector
4804.000	33.40	8.17	39.33	41.22	43.46	54.00	10.54	Peak

Mode	BLE (1M)	Frequency	TX 2440MHz

Antenna at Horizontal Polarization

Emission Frequency (MHz)	Antenna Factor (dB/m)	Cable Loss (dB)	Preamp Gain (dB)	Read Level (dBμV)	Emission Level (dBμV/m)	Limits (dBμV/m)	Margin (dB)	Detector
4880.000	33.45	8.20	39.29	41.90	44.26	54.00	9.74	Peak

Antenna at Vertical Polarization

Emission Frequency (MHz)	Antenna Factor (dB/m)	Cable Loss (dB)	Preamp Gain (dB)	Read Level (dBμV)	Emission Level (dBμV/m)	Limits (dBμV/m)	Margin (dB)	Detector
4880.000	33.45	8.20	39.29	41.72	44.08	54.00	9.92	Peak

Mode	BLE (1M)	Frequency	TX 2480MHz

Antenna at Horizontal Polarization

Emission Frequency (MHz)	Antenna Factor (dB/m)	Cable Loss (dB)	Preamp Gain (dB)	Read Level (dBμV)	Emission Level (dBμV/m)	Limits (dBμV/m)	Margin (dB)	Detector
4960.000	33.72	8.24	39.25	43.31	46.02	54.00	7.98	Peak

Antenna at Vertical Polarization

Emission Frequency (MHz)	Antenna Factor (dB/m)	Cable Loss (dB)	Preamp Gain (dB)	Read Level (dBμV)	Emission Level (dBμV/m)	Limits (dBμV/m)	Margin (dB)	Detector
4960.000	33.72	8.24	39.25	42.88	45.59	54.00	8.41	Peak

This test report may be reproduced in full only. The document may only be updated by Audix Technology Corp. personnel. Any changes will be noted in the Document History section of the report.

Audix Technology Corp.
No. 53-11, Dingfu, Linkou, Dist.,
New Taipei City244, Taiwan
Tel: +886 2 26099301
Fax: +886 2 26099303

A.2.3 Emissions in Non-restricted Frequency Bands:

Pursuant to ANSI C63.10:2013 that emission levels below the FCC 15.209(a)/RSS-Gen Section 8.9table 4 general radiated emissions limits is not required.

This test report may be reproduced in full only. The document may only be updated by Audix Technology Corp. personnel. Any changes will be noted in the Document History section of the report.

Audix Technology Corp.
No. 53-11, Dingfu, Linkou, Dist.,
New Taipei City244,Taiwan
Tel: +886 2 26099301
Fax: +886 2 26099303

APPDNDIX B

TEST PHOTOGRAPHS

(Model: 15Z95N)

This test report may be reproduced in full only. The document may only be updated by Audix Technology Corp. personnel. Any changes will be noted in the Document History section of the report.