Audix Technology Corp.
No. 53-11, Dingfu, Linkou, Dist.,
New Taipei City244, Taiwan
Tel: +886 2 26099301
Fax: +886 2 26099303

A.3 6dB/OCCUPIED BANDWIDTH

Test Date	2019/09/19 ~ 25	Temp./Hum.	24~25°C/50~54%
Cable Loss	0.5dB	Tested By	Martin Chen
Test Voltage	AC 120V, 60Hz (via AC Adapter)		

A.3.1 Emission Bandwidth Result

Mode	Centre Frequency (MHz)	6 dB Bandwidth (MHz)	Occupied (99%) Bandwidth (MHz)	Limit
802.11b	2412	10.14	13.386	>500kHz
	2442	10.14	13.444	
	2462	10.14	13.398	
	2472	10.14	13.854	
802.11g	2412	16.38	16.607	
	2442	16.40	16.800	
	2462	16.38	16.678	
	2472	16.38	16.370	
802.11n-HT20	2412	17.62	17.781	
	2442	17.62	17.812	
	2462	17.62	17.794	
	2472	17.62	17.594	
802.11n-HT40	2422	36.40	36.208	
	2442	36.40	36.231	
	2452	36.36	36.187	
	2462	36.36	36.106	
802.11ax-HE20	2412	18.98	18.978	
	2442	18.85	18.988	
	2462	18.85	19.011	
	2472	18.63	18.708	
802.11ax-HE40	2422	38.01	37.753	
	2442	38.02	37.729	
	2452	38.03	37.740	
	2462	37.77	37.474	

This test report may be reproduced in full only. The document may only be updated by Audix Technology Corp. personnel. Any changes will be noted in the Document History section of the report.

Audix Technology Corp.
No. 53-11, Dingfu, Linkou, Dist.,
New Taipei City244, Taiwan
Tel: +886 2 26099301
Fax: +886 2 26099303

Mode	RU Configuration	Centre Frequency (MHz)	6 dB Bandwidth (MHz)	Occupied (99%) Bandwidth (MHz)	Limit
802.11ax-HE20	26/0	2412	2.063	18.272	>500kHz
	52/37		14.48	18.129	
	106/53		17.19	18.198	
	26/8	2472	2.032	18.036	
	52/40		16.96	17.940	
	106/54		17.04	17.965	
802.11ax-HE40	242/61	2422	18.88	18.740	
	242/62	2462	18.58	18.513	

Mode	Centre Frequency (MHz)	6 dB Bandwidth (MHz)	Occupied (99%) Bandwidth (MHz)	Limit
BLE	2402	0.6760	1.0648	>500kHz
	2440	0.6844	1.0613	
	2480	0.6956	1.0633	

This test report may be reproduced in full only. The document may only be updated by Audix Technology Corp. personnel. Any changes will be noted in the Document History section of the report.

Audix Technology Corp.
No. 53-11, Dingfu, Linkou, Dist.,
New Taipei City244, Taiwan

Tel: +886 2 26099301
Fax: +886 2 26099303

A.3.2 Measurement Plots

802.11b	802.11g
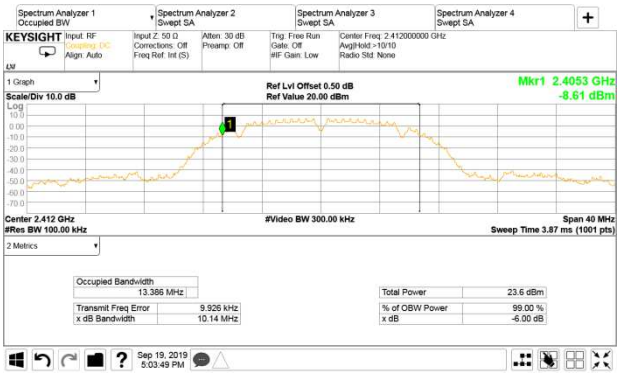	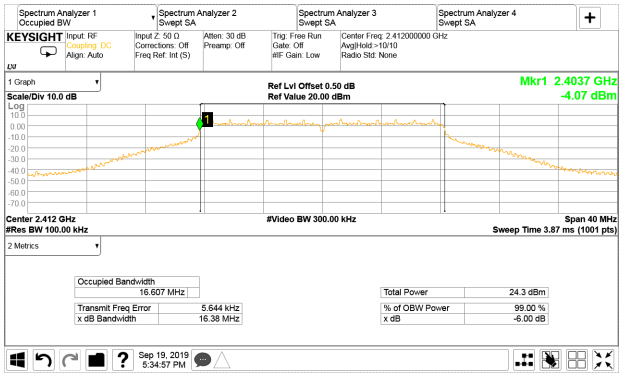
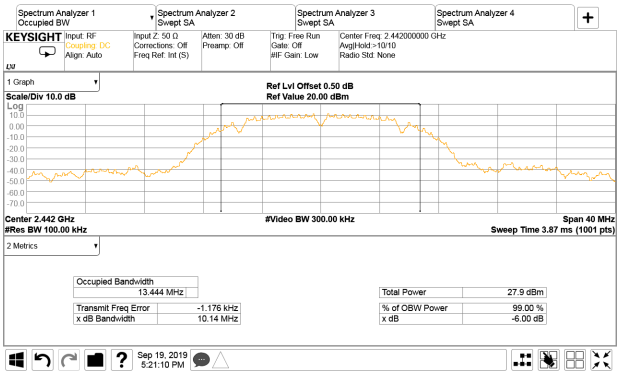	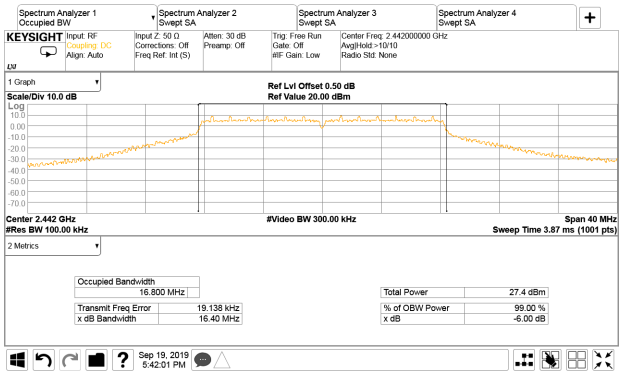
	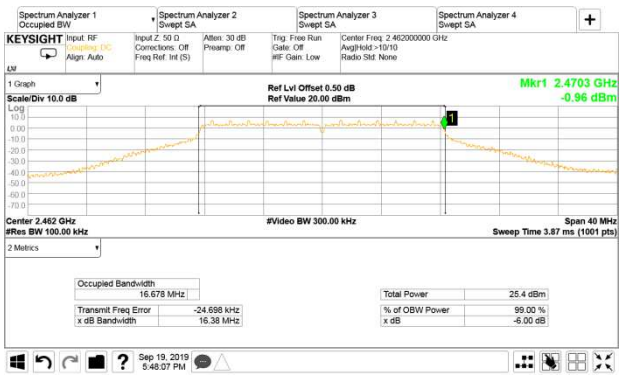
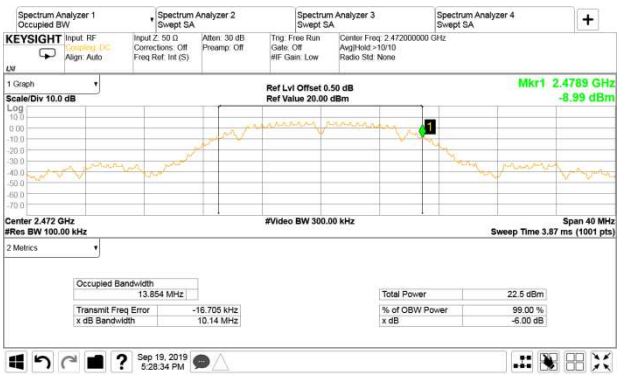	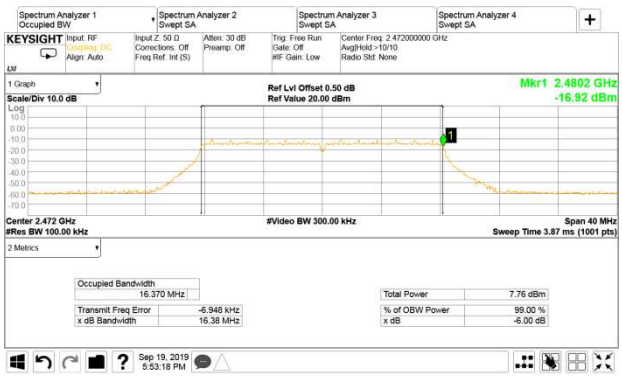

This test report may be reproduced in full only. The document may only be updated by Audix Technology Corp. personnel. Any changes will be noted in the Document History section of the report.

Audix Technology Corp.
No. 53-11, Dingfu, Linkou, Dist.,
New Taipei City244, Taiwan

Tel: +886 2 26099301
Fax: +886 2 26099303

802.11n-HT20	802.11n-HT40
	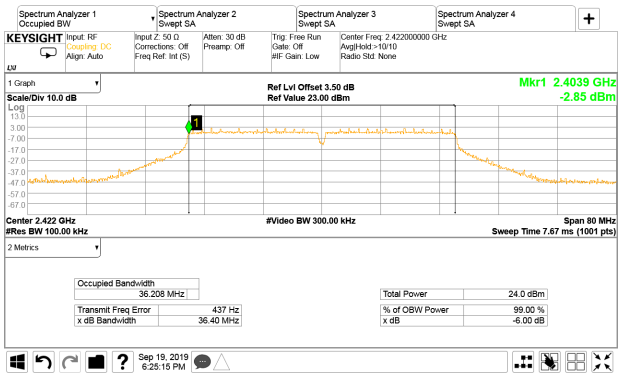
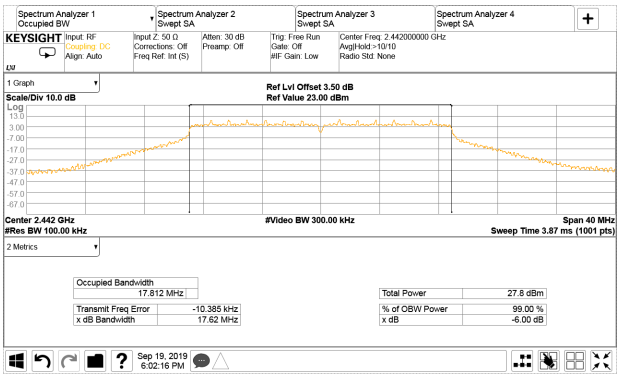	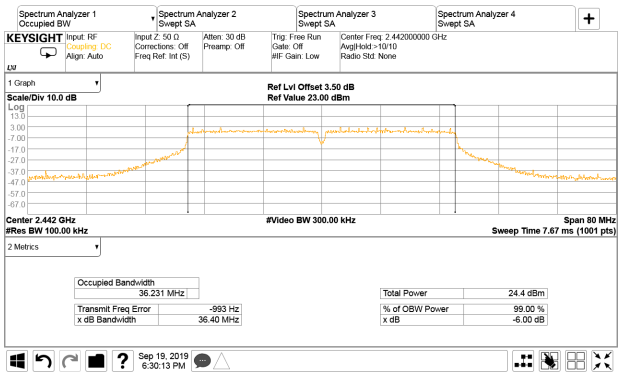
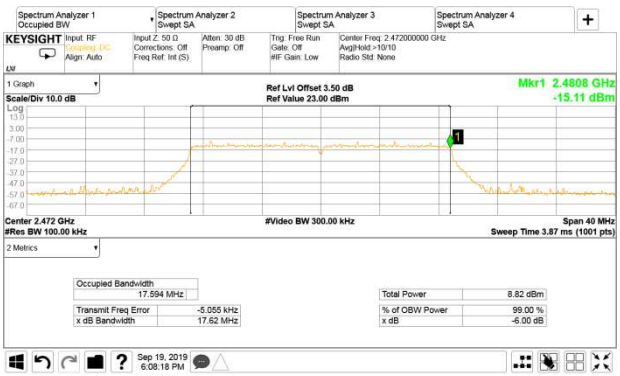	

This test report may be reproduced in full only. The document may only be updated by Audix Technology Corp. personnel. Any changes will be noted in the Document History section of the report.

Audix Technology Corp.
No. 53-11, Dingfu, Linkou, Dist.,
New Taipei City244, Taiwan

Tel: +886 2 26099301
Fax: +886 2 26099303

802.11ax-HE20	802.11ax-HE40
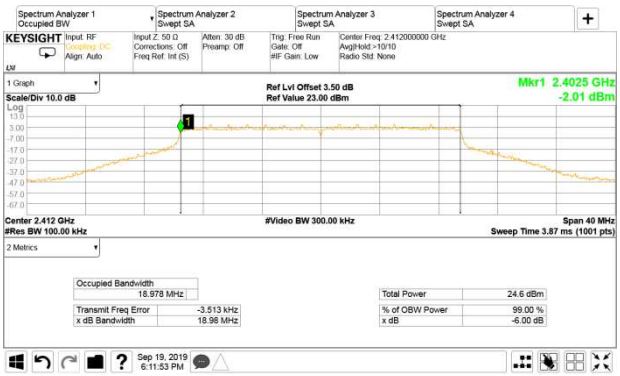	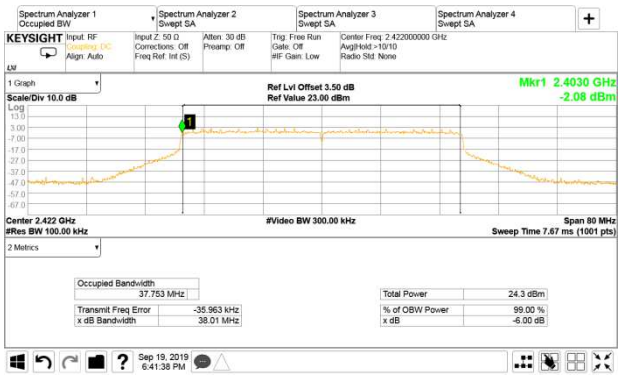
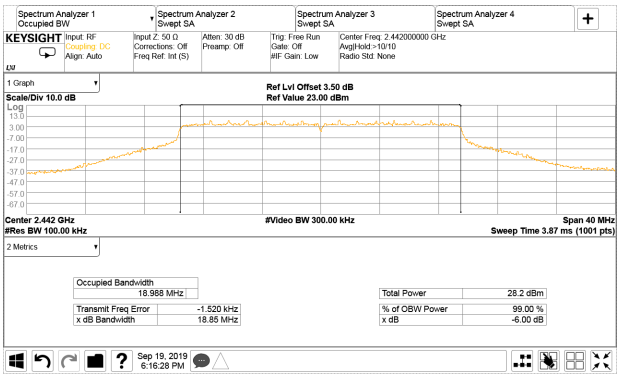	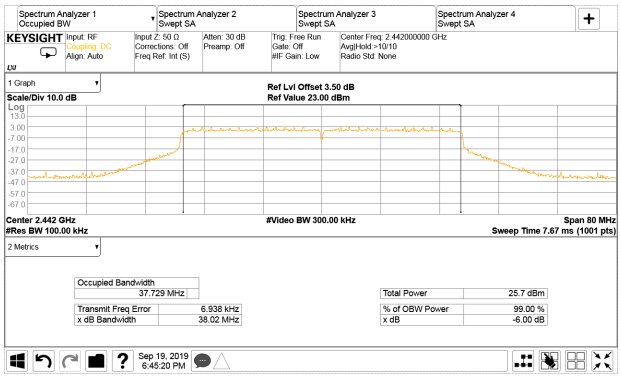
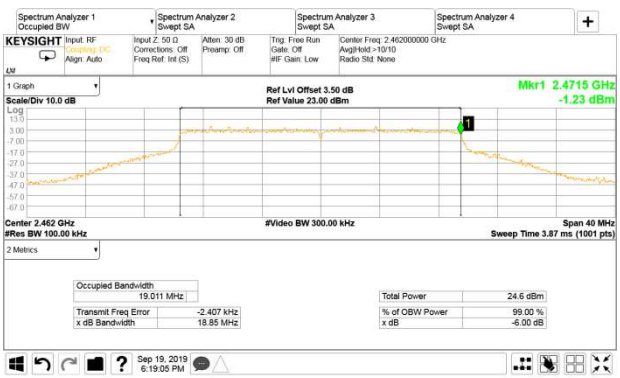	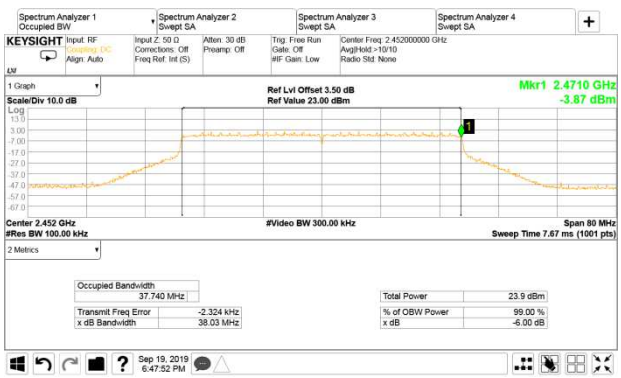
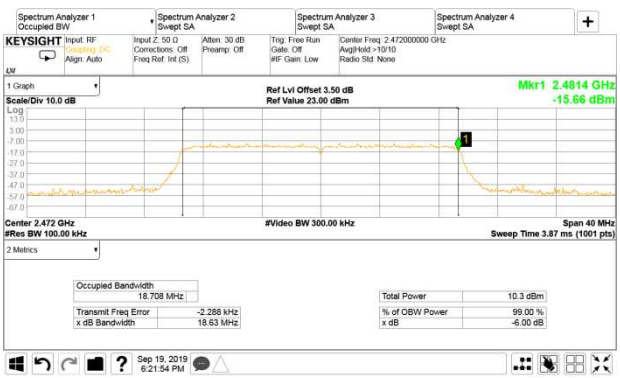	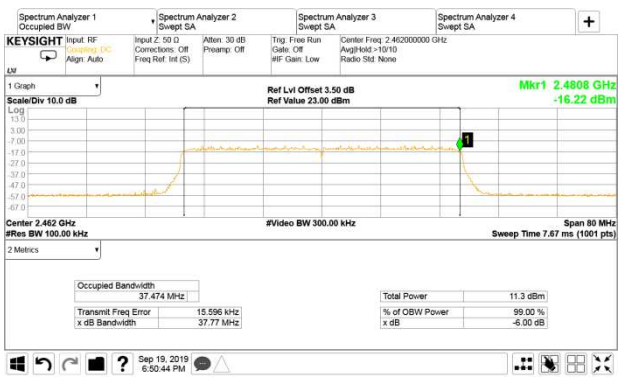

This test report may be reproduced in full only. The document may only be updated by Audix Technology Corp. personnel. Any changes will be noted in the Document History section of the report.

Audix Technology Corp.
No. 53-11, Dingfu, Linkou, Dist.,
New Taipei City244, Taiwan

Tel: +886 2 26099301
Fax: +886 2 26099303

802.11ax-HE20	
2412MHz	2472MHz
RU Configuration: 26/0	RU Configuration: 26/8
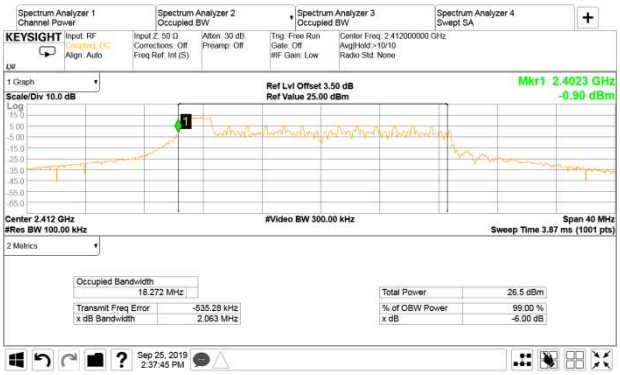	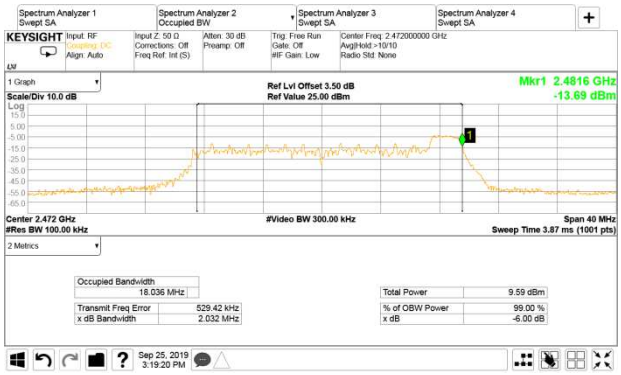
RU Configuration: 52/37	RU Configuration: 52/40
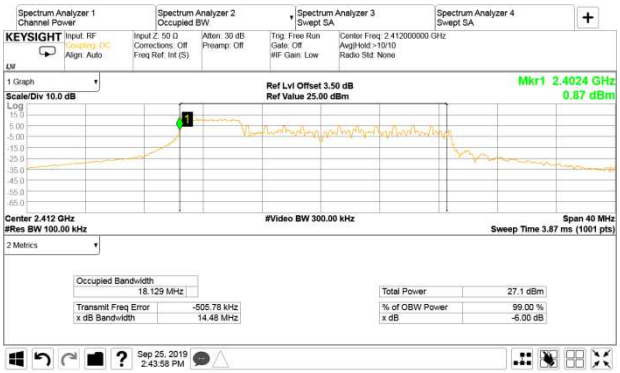	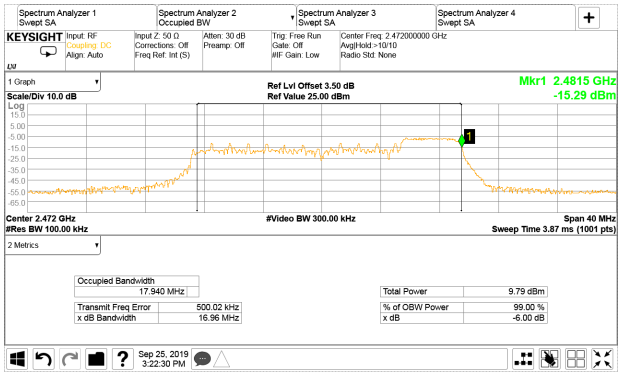
RU Configuration: 106/53	RU Configuration: 106/54
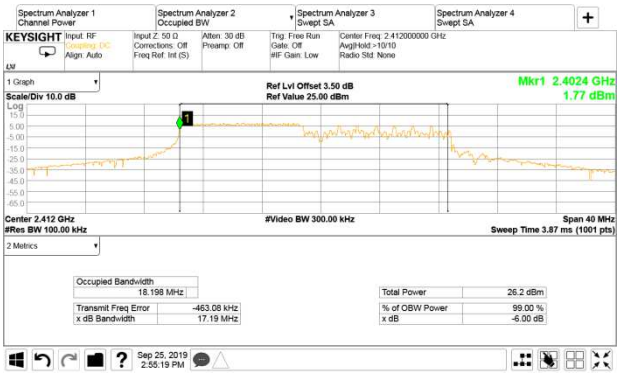	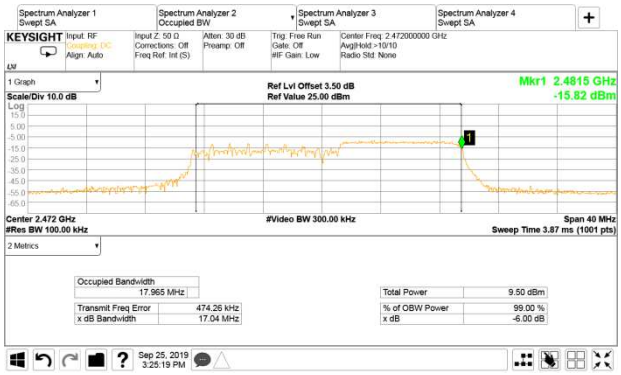

This test report may be reproduced in full only. The document may only be updated by Audix Technology Corp. personnel. Any changes will be noted in the Document History section of the report.

Audix Technology Corp.
No. 53-11, Dingfu, Linkou, Dist.,
New Taipei City244, Taiwan

Tel: +886 2 26099301
Fax: +886 2 26099303

802.11ax-HE40	
2422MHz	2462MHz
RU Configuration: 242/61	RU Configuration: 242/62
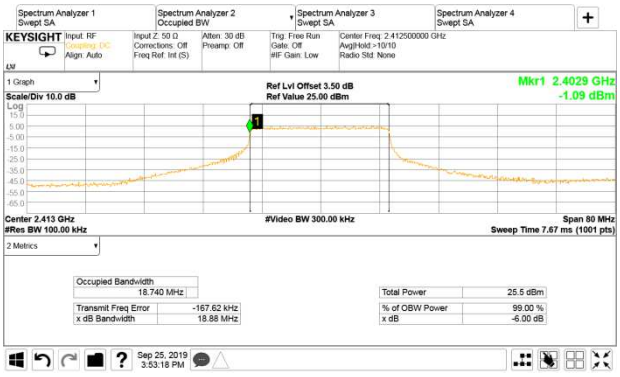	

This test report may be reproduced in full only. The document may only be updated by Audix Technology Corp. personnel. Any changes will be noted in the Document History section of the report.

Audix Technology Corp.
No. 53-11, Dingfu, Linkou, Dist.,
New Taipei City244, Taiwan

Tel: +886 2 26099301
Fax: +886 2 26099303

BLE

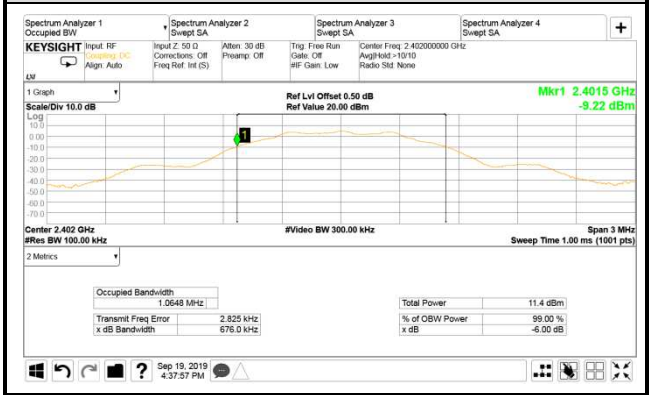

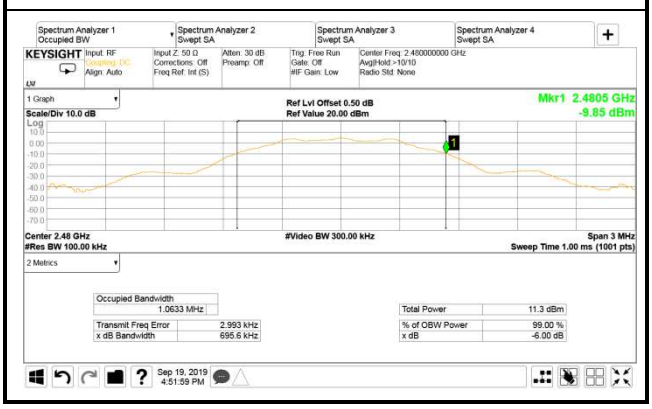

This test report may be reproduced in full only. The document may only be updated by Audix Technology Corp. personnel. Any changes will be noted in the Document History section of the report.

Audix Technology Corp.
No. 53-11, Dingfu, Linkou, Dist.,
New Taipei City244, Taiwan
Tel: +886 2 26099301
Fax: +886 2 26099303

A.4 MAXIMUM PEAK OUTPUT POWER

Test Date	2019/09/19 ~ 25, 2020/10/07	Temp./Hum.	24~25°C/50~54%, 23°C/54%
Cable Loss	0.5dB	Tested By	Sean Wang/Kuper Hsu
Test Voltage	AC 120V, 60Hz (via AC Adapter)		

A.4.1 Peak Output Power

SPOT CHECK

Mode	Centre Frequency (MHz)	Peak Output Power (dBm)		Max. Peak Output Power	
		Chain 0	Chain 1	(dBm)	(W)
802.11b	2412	21.59	21.88	21.88	0.154
	2417	22.39	22.39	22.39	0.173
	2442	22.51	22.48	22.51	0.178
	2457	22.44	22.39	22.44	0.175
	2462	21.55	21.55	21.55	0.143
	2467	20.68	20.65	20.68	0.117
	2472	15.59	15.57	15.59	0.036

Mode	Centre Frequency (MHz)	Peak Output Power (dBm)		Max. Peak Output Power	
		Chain 0	Chain 1	(dBm)	(W)
802.11g	2412	21.57	21.77	21.77	0.150
	2417	22.46	22.47	22.47	0.177
	2442	23.64	23.81	23.81	0.240
	2457	22.75	22.62	22.75	0.188
	2462	22.09	22.05	22.09	0.162
	2467	19.81	19.78	19.81	0.096
	2472	12.90	12.19	12.90	0.019

Note: 1. The results have been included cable loss.

2. This device embedded with same radio transmitter with FCC ID: BEJNT-15Z90N, IC: 2703H-15Z90N. We did spot check for output power and all output power values keep identical thus we reuse all results except to E.I.R.P. test items.

This test report may be reproduced in full only. The document may only be updated by Audix Technology Corp. personnel. Any changes will be noted in the Document History section of the report.

Audix Technology Corp.
No. 53-11, Dingfu, Linkou, Dist.,
New Taipei City244, Taiwan
Tel: +886 2 26099301
Fax: +886 2 26099303

Mode	Centre Frequency (MHz)	Peak Output Power (dBm)		Total Peak Output Power	
		Chain 0	Chain 1	(dBm)	(W)
802.11n-HT20	2412	18.91	19.31	22.12	0.163
	2417	20.28	20.01	23.16	0.207
	2442	21.97	21.96	24.98	0.315
	2457	20.45	20.23	23.35	0.216
	2462	19.67	19.41	22.55	0.180
	2467	17.08	16.91	20.01	0.100
	2472	10.04	9.71	12.89	0.019

Mode	Centre Frequency (MHz)	Peak Output Power (dBm)		Total Peak Output Power	
		Chain 0	Chain 1	(dBm)	(W)
802.11n-HT40	2422	19.25	19.18	22.23	0.167
	2427	18.14	18.21	21.19	0.132
	2442	19.82	19.71	22.78	0.190
	2447	19.87	19.86	22.88	0.194
	2452	18.79	18.71	21.76	0.150
	2457	15.37	15.21	18.30	0.068
	2462	11.93	11.01	14.50	0.028

Mode	Centre Frequency (MHz)	Peak Output Power (dBm)		Total Peak Output Power	
		Chain 0	Chain 1	(dBm)	(W)
802.11ax-HE20	2412	18.87	19.08	21.99	0.158
	2417	20.25	20.24	23.26	0.212
	2442	21.97	21.98	24.99	0.316
	2457	20.39	20.27	23.34	0.216
	2462	19.67	19.49	22.59	0.182
	2467	17.08	16.99	20.05	0.101
	2472	10.21	9.86	13.05	0.020

Note: 1. The results have been included cable loss.

2. This device embedded with same radio transmitter with FCC ID: BEJNT-15Z90N, IC: 2703H-15Z90N. We did spot check for output power and all output power values keep identical thus we reuse all results except to E.I.R.P. test items.

This test report may be reproduced in full only. The document may only be updated by Audix Technology Corp. personnel. Any changes will be noted in the Document History section of the report.

Audix Technology Corp.
No. 53-11, Dingfu, Linkou, Dist.,
New Taipei City244, Taiwan
Tel: +886 2 26099301
Fax: +886 2 26099303

Mode	Centre Frequency (MHz)	Peak Output Power (dBm)		Total Peak Output Power	
		Chain 0	Chain 1	(dBm)	(W)
802.11ax-HE40	2422	19.12	19.09	22.12	0.163
	2427	17.96	17.98	20.98	0.125
	2442	19.78	19.84	22.82	0.191
	2447	19.74	19.75	22.76	0.189
	2452	18.38	18.42	21.41	0.138
	2457	15.12	14.95	18.05	0.064
	2462	11.77	10.66	14.26	0.027

Mode	RU Configuration	Centre Frequency (MHz)	Peak Output Power (dBm)		Total Peak Output Power	
			Chain 0	Chain 1	(dBm)	(W)
802.11ax-HE20	26/0	2412	23.44	23.65	26.56	0.453
	52/37		23.57	23.58	26.59	0.456
	106/53		23.38	23.71	26.56	0.453
	26/8	2472	10.72	10.02	13.39	0.022
	52/40		10.97	10.05	13.54	0.023
	106/54		11.03	10.24	13.66	0.023

Mode	RU Configuration	Centre Frequency (MHz)	Peak Output Power (dBm)		Total Peak Output Power	
			Chain 0	Chain 1	(dBm)	(W)
802.11ax-HE40	242/61	2422	23.37	23.62	26.51	0.448
	242/62	2467	14.09	14.05	17.08	0.051

Note: 1. The results have been included cable loss.

2. This device embedded with same radio transmitter with FCC ID: BEJNT-15Z90N, IC: 2703H-15Z90N. We did spot check for output power and all output power values keep identical thus we reuse all results except to E.I.R.P. test items.

This test report may be reproduced in full only. The document may only be updated by Audix Technology Corp. personnel. Any changes will be noted in the Document History section of the report.

Audix Technology Corp.
No. 53-11, Dingfu, Linkou, Dist.,
New Taipei City244, Taiwan
Tel: +886 2 26099301
Fax: +886 2 26099303

Mode	Centre Frequency (MHz)	Peak Output Power (dBm)		Max. Peak Output Power	
		Chain 0	Chain 1	(dBm)	(W)
BLE (1M)	2402	4.89	---	4.89	0.0031
	2440	5.38	---	5.38	0.0035
	2480	4.62	---	4.62	0.0029
BLE (2M)	2402	4.74	---	4.74	0.0031
	2440	5.11	---	5.11	0.0035
	2480	5.70	---	5.70	0.0029
BLE (PHY Coded S2)	2402	4.73	---	4.73	0.0031
	2440	5.11	---	5.11	0.0035
	2480	5.71	---	5.71	0.0029
BLE (PHY Coded S8)	2402	4.72	---	4.72	0.0031
	2440	5.36	---	5.36	0.0035
	2480	4.65	---	4.65	0.0029

Note: 1. The results have been included cable loss.

2. This device embedded with same radio transmitter with FCC ID: BEJNT-15Z90N, IC: 2703H-15Z90N. We did spot check for output power and all output power values keep identical thus we reuse all results except to E.I.R.P. test items.

This test report may be reproduced in full only. The document may only be updated by Audix Technology Corp. personnel. Any changes will be noted in the Document History section of the report.

Audix Technology Corp.
No. 53-11, Dingfu, Linkou, Dist.,
New Taipei City244, Taiwan
Tel: +886 2 26099301
Fax: +886 2 26099303

Test SKU: SKU #1

Mode	Centre Frequency (MHz)	Peak Output Power (dBm)		Max. Peak Output Power		Antenna Gain (dBi)	Output Power (E.I.R.P.)		Limit
		Chain 0	Chain 1	(dBm)	(W)		(dBm)	(W)	
802.11b	2412	21.72	21.89	21.89	0.155	4.54	26.43	0.440	<30dBm (1W) (Maximum Peak Output Power) <36dBm (4W) (E.I.R.P)
	2417	22.40	22.43	22.43	0.175		26.97	0.498	
	2442	22.53	22.52	22.53	0.179		27.07	0.509	
	2457	22.52	22.41	22.52	0.179		27.06	0.508	
	2462	21.61	21.55	21.61	0.145		26.15	0.412	
	2467	20.72	20.65	20.72	0.118		25.26	0.336	
	2472	15.64	15.56	15.64	0.037		20.18	0.104	

Note: The results have been included cable loss.

Mode	Centre Frequency (MHz)	Peak Output Power (dBm)		Max. Peak Output Power		Antenna Gain (dBi)	Output Power (E.I.R.P.)		Limit
		Chain 0	Chain 1	(dBm)	(W)		(dBm)	(W)	
802.11g	2412	21.59	21.78	21.78	0.151	4.54	26.32	0.429	<30dBm (1W) (Maximum Peak Output Power) <36dBm (4W) (E.I.R.P)
	2417	22.49	22.46	22.49	0.177		27.03	0.505	
	2442	23.71	23.81	23.81	0.240		28.35	0.684	
	2457	22.77	22.64	22.77	0.189		27.31	0.538	
	2462	22.14	22.05	22.14	0.164		26.68	0.466	
	2467	19.81	19.79	19.81	0.096		24.35	0.272	
	2472	12.92	12.29	12.92	0.020		17.46	0.056	

Note: The results have been included cable loss.

Mode	Centre Frequency (MHz)	Peak Output Power (dBm)		Total Peak Output Power		Antenna Gain (dBi)	Output Power (E.I.R.P.)		Limit
		Chain 0	Chain 1	(dBm)	(W)		(dBm)	(W)	
802.11n-HT20	2412	19.04	19.25	22.16	0.164	4.54	26.70	0.468	<30dBm (1W) (Maximum Peak Output Power) <36dBm (4W) (E.I.R.P)
	2417	20.21	20.11	23.17	0.207		27.71	0.590	
	2442	22.01	21.96	25.00	0.316		29.54	0.899	
	2457	20.38	20.34	23.37	0.217		27.91	0.618	
	2462	19.65	19.51	22.59	0.182		27.13	0.516	
	2467	17.11	17.01	20.07	0.102		24.61	0.289	
	2472	10.01	9.81	12.92	0.020		17.46	0.056	

Note: The results have been included cable loss.

This test report may be reproduced in full only. The document may only be updated by Audix Technology Corp. personnel. Any changes will be noted in the Document History section of the report.

Audix Technology Corp.
No. 53-11, Dingfu, Linkou, Dist.,
New Taipei City244, Taiwan
Tel: +886 2 26099301
Fax: +886 2 26099303

Mode	Centre Frequency (MHz)	Peak Output Power (dBm)		Total Peak Output Power		Antenna Gain (dBi)	Output Power (E.I.R.P.)		Limit
		Chain 0	Chain 1	(dBm)	(W)		(dBm)	(W)	
802.11n-HT40	2422	19.32	19.22	22.28	0.169	4.54	26.82	0.481	<30dBm (1W) (Maximum Peak Output Power) <36dBm (4W) (E.I.R.P)
	2427	18.22	18.17	21.21	0.132		25.75	0.376	
	2442	19.96	19.82	22.90	0.195		27.44	0.555	
	2447	19.98	19.93	22.97	0.198		27.51	0.564	
	2452	18.69	18.64	21.68	0.147		26.22	0.419	
	2457	15.36	15.14	18.26	0.067		22.80	0.191	
	2462	12.02	11.02	14.56	0.029		19.10	0.081	

Note: The results have been included cable loss.

Mode	Centre Frequency (MHz)	Peak Output Power (dBm)		Total Peak Output Power		Antenna Gain (dBi)	Output Power (E.I.R.P.)		Limit
		Chain 0	Chain 1	(dBm)	(W)		(dBm)	(W)	
802.11ax-HE20	2412	18.98	19.22	22.11	0.163	4.54	26.65	0.462	<30dBm (1W) (Maximum Peak Output Power) <36dBm (4W) (E.I.R.P)
	2417	20.23	20.17	23.21	0.209		27.75	0.596	
	2442	21.93	21.95	24.95	0.313		29.49	0.889	
	2457	20.40	20.21	23.32	0.215		27.86	0.611	
	2462	19.63	19.53	22.59	0.182		27.13	0.516	
	2467	16.98	17.04	20.02	0.100		24.56	0.286	
	2472	10.21	9.91	13.07	0.020		17.61	0.058	

Note: The results have been included cable loss.

This test report may be reproduced in full only. The document may only be updated by Audix Technology Corp. personnel. Any changes will be noted in the Document History section of the report.

Audix Technology Corp.
No. 53-11, Dingfu, Linkou, Dist.,
New Taipei City244, Taiwan

Tel: +886 2 26099301
Fax: +886 2 26099303

Mode	Centre Frequency (MHz)	Peak Output Power (dBm)		Total Peak Output Power		Antenna Gain (dBi)	Output Power (E.I.R.P.)		Limit
		Chain 0	Chain 1	(dBm)	(W)		(dBm)	(W)	
802.11ax-HE40	2422	19.08	19.13	22.12	0.163	4.54	26.66	0.463	<30dBm (1W) (Maximum Peak Output Power) <36dBm (4W) (E.I.R.P)
	2427	18.02	17.94	20.99	0.126		25.53	0.357	
	2442	19.84	19.79	22.83	0.192		27.37	0.546	
	2447	19.81	19.73	22.78	0.190		27.32	0.540	
	2452	18.35	18.41	21.39	0.138		25.93	0.392	
	2457	15.11	14.94	18.04	0.064		22.58	0.181	
	2462	11.93	10.60	14.33	0.027		18.87	0.077	

Note: The results have been included cable loss.

Mode	RU Configuration	Centre Frequency (MHz)	Peak Output Power (dBm)		Total Peak Output Power		Antenna Gain (dBi)	Output Power (E.I.R.P.)		Limit
			Chain 0	Chain 1	(dBm)	(W)		(dBm)	(W)	
802.11ax-HE20	26/0	2412	23.52	23.65	26.60	0.457	4.54	31.14	1.300	<30dBm (1W) (Maximum Peak Output Power) <36dBm (4W) (E.I.R.P)
	52/37		23.55	23.62	26.60	0.457		31.14	1.300	
	106/53		23.42	23.67	26.56	0.453		31.10	1.288	
	26/8	2472	10.74	10.07	13.43	0.022		17.97	0.063	
	52/40		10.93	10.11	13.55	0.023		18.09	0.064	
	106/54		10.97	10.24	13.63	0.023		18.17	0.066	

Note: The results have been included cable loss.

Mode	RU Configuration	Centre Frequency (MHz)	Peak Output Power (dBm)		Total Peak Output Power		Antenna Gain (dBi)	Output Power (E.I.R.P.)		Limit
			Chain 0	Chain 1	(dBm)	(W)		(dBm)	(W)	
802.11ax-HE40	242/61	2422	23.44	23.65	26.56	0.453	4.54	31.10	1.288	<30dBm (1W) (Maximum Peak Output Power) <36dBm (4W) (E.I.R.P)
	242/62	2467	14.18	14.08	17.14	0.052		21.68	0.147	

Note: The results have been included cable loss.

This test report may be reproduced in full only. The document may only be updated by Audix Technology Corp. personnel. Any changes will be noted in the Document History section of the report.

Audix Technology Corp.
No. 53-11, Dingfu, Linkou, Dist.,
New Taipei City244, Taiwan
Tel: +886 2 26099301
Fax: +886 2 26099303

Mode	Centre Frequency (MHz)	Peak Output Power (dBm)		Max. Peak Output Power		Antenna Gain (dBi)	Output Power (E.I.R.P.)		Limit
		Chain 0	Chain 1	(dBm)	(W)		(dBm)	(W)	
BLE (1M)	2402	4.85	---	4.85	0.0031	4.54	9.39	0.0087	<30dBm (1W) (Maximum Peak Output Power) <36dBm (4W) (E.I.R.P)
	2440	5.37	---	5.37	0.0034		9.91	0.0098	
	2480	4.66	---	4.66	0.0029		9.20	0.0083	
BLE (2M)	2402	4.84	---	4.84	0.0030		9.38	0.0087	
	2440	5.37	---	5.37	0.0034		9.91	0.0098	
	2480	4.66	---	4.66	0.0029		9.20	0.0083	
BLE (PHY Coded S2)	2402	4.82	---	4.82	0.0030		9.36	0.0086	
	2440	5.36	---	5.36	0.0034		9.90	0.0098	
	2480	4.65	---	4.65	0.0029		9.19	0.0083	
BLE (PHY Coded S8)	2402	4.82	---	4.82	0.0030		9.36	0.0086	
	2440	5.36	---	5.36	0.0034		9.90	0.0098	
	2480	4.65	---	4.65	0.0029		9.19	0.0083	

Note: The results have been included cable loss.

This test report may be reproduced in full only. The document may only be updated by Audix Technology Corp. personnel. Any changes will be noted in the Document History section of the report.

Audix Technology Corp.
No. 53-11, Dingfu, Linkou, Dist.,
New Taipei City244, Taiwan
Tel: +886 2 26099301
Fax: +886 2 26099303

Test SKU: SKU #2

Mode	Centre Frequency (MHz)	Peak Output Power (dBm)		Max. Peak Output Power		Antenna Gain (dBi)	Output Power (E.I.R.P.)		Limit
		Chain 0	Chain 1	(dBm)	(W)		(dBm)	(W)	
802.11b	2412	21.72	21.89	21.89	0.155	4.5	26.39	0.436	<30dBm (1W) (Maximum Peak Output Power) <36dBm (4W) (E.I.R.P)
	2417	22.40	22.43	22.43	0.175		26.93	0.493	
	2442	22.53	22.52	22.53	0.179		27.03	0.505	
	2457	22.52	22.41	22.52	0.179		27.02	0.504	
	2462	21.61	21.55	21.61	0.145		26.11	0.408	
	2467	20.72	20.65	20.72	0.118		25.22	0.333	
	2472	15.64	15.56	15.64	0.037		20.14	0.103	

Note: The results have been included cable loss.

Mode	Centre Frequency (MHz)	Peak Output Power (dBm)		Max. Peak Output Power		Antenna Gain (dBi)	Output Power (E.I.R.P.)		Limit
		Chain 0	Chain 1	(dBm)	(W)		(dBm)	(W)	
802.11g	2412	21.59	21.78	21.78	0.151	4.5	26.28	0.425	<30dBm (1W) (Maximum Peak Output Power) <36dBm (4W) (E.I.R.P)
	2417	22.49	22.46	22.49	0.177		26.99	0.500	
	2442	23.71	23.81	23.81	0.240		28.31	0.678	
	2457	22.77	22.64	22.77	0.189		27.27	0.533	
	2462	22.14	22.05	22.14	0.164		26.64	0.461	
	2467	19.81	19.79	19.81	0.096		24.31	0.270	
	2472	12.92	12.29	12.92	0.020		17.42	0.055	

Note: The results have been included cable loss.

Mode	Centre Frequency (MHz)	Peak Output Power (dBm)		Total Peak Output Power		Antenna Gain (dBi)	Output Power (E.I.R.P.)		Limit
		Chain 0	Chain 1	(dBm)	(W)		(dBm)	(W)	
802.11n-HT20	2412	19.04	19.25	22.16	0.164	4.5	26.66	0.463	<30dBm (1W) (Maximum Peak Output Power) <36dBm (4W) (E.I.R.P)
	2417	20.21	20.11	23.17	0.207		27.67	0.585	
	2442	22.01	21.96	25.00	0.316		29.50	0.891	
	2457	20.38	20.34	23.37	0.217		27.87	0.612	
	2462	19.65	19.51	22.59	0.182		27.09	0.512	
	2467	17.11	17.01	20.07	0.102		24.57	0.286	
	2472	10.01	9.81	12.92	0.020		17.42	0.055	

Note: The results have been included cable loss.

This test report may be reproduced in full only. The document may only be updated by Audix Technology Corp. personnel. Any changes will be noted in the Document History section of the report.

Audix Technology Corp.
No. 53-11, Dingfu, Linkou, Dist.,
New Taipei City244, Taiwan
Tel: +886 2 26099301
Fax: +886 2 26099303

Mode	Centre Frequency (MHz)	Peak Output Power (dBm)		Total Peak Output Power		Antenna Gain (dBi)	Output Power (E.I.R.P.)		Limit
		Chain 0	Chain 1	(dBm)	(W)		(dBm)	(W)	
802.11n-HT40	2422	19.32	19.22	22.28	0.169	4.5	26.78	0.476	<30dBm (1W) (Maximum Peak Output Power) <36dBm (4W) (E.I.R.P)
	2427	18.22	18.17	21.21	0.132		25.71	0.372	
	2442	19.96	19.82	22.90	0.195		27.40	0.550	
	2447	19.98	19.93	22.97	0.198		27.47	0.558	
	2452	18.69	18.64	21.68	0.147		26.18	0.415	
	2457	15.36	15.14	18.26	0.067		22.76	0.189	
	2462	12.02	11.02	14.56	0.029		19.06	0.081	

Note: The results have been included cable loss.

Mode	Centre Frequency (MHz)	Peak Output Power (dBm)		Total Peak Output Power		Antenna Gain (dBi)	Output Power (E.I.R.P.)		Limit
		Chain 0	Chain 1	(dBm)	(W)		(dBm)	(W)	
802.11ax-HE20	2412	18.98	19.22	22.11	0.163	4.5	26.61	0.458	<30dBm (1W) (Maximum Peak Output Power) <36dBm (4W) (E.I.R.P)
	2417	20.23	20.17	23.21	0.209		27.71	0.590	
	2442	21.93	21.95	24.95	0.313		29.45	0.881	
	2457	20.40	20.21	23.32	0.215		27.82	0.605	
	2462	19.63	19.53	22.59	0.182		27.09	0.512	
	2467	16.98	17.04	20.02	0.100		24.52	0.283	
	2472	10.21	9.91	13.07	0.020		17.57	0.057	

Note: The results have been included cable loss.

Mode	Centre Frequency (MHz)	Peak Output Power (dBm)		Total Peak Output Power		Antenna Gain (dBi)	Output Power (E.I.R.P.)		Limit
		Chain 0	Chain 1	(dBm)	(W)		(dBm)	(W)	
802.11ax-HE40	2422	19.08	19.13	22.12	0.163	4.5	26.62	0.459	<30dBm (1W) (Maximum Peak Output Power) <36dBm (4W) (E.I.R.P)
	2427	18.02	17.94	20.99	0.126		25.49	0.354	
	2442	19.84	19.79	22.83	0.192		27.33	0.541	
	2447	19.81	19.73	22.78	0.190		27.28	0.535	
	2452	18.35	18.41	21.39	0.138		25.89	0.388	
	2457	15.11	14.94	18.04	0.064		22.54	0.179	
	2462	11.93	10.60	14.33	0.027		18.83	0.076	

Note: The results have been included cable loss.

This test report may be reproduced in full only. The document may only be updated by Audix Technology Corp. personnel. Any changes will be noted in the Document History section of the report.

Audix Technology Corp.
No. 53-11, Dingfu, Linkou, Dist.,
New Taipei City244, Taiwan
Tel: +886 2 26099301
Fax: +886 2 26099303

Mode	RU Configuration	Centre Frequency (MHz)	Peak Output Power (dBm)		Total Peak Output Power		Antenna Gain (dBi)	Output Power (E.I.R.P.)		Limit
			Chain 0	Chain 1	(dBm)	(W)		(dBm)	(W)	
802.11ax-HE20	26/0	2412	23.52	23.65	26.60	0.457	4.5	31.10	1.288	<30dBm (1W) (Maximum Peak Output Power) <36dBm (4W) (E.I.R.P)
	52/37		23.55	23.62	26.60	0.457		31.10	1.288	
	106/53		23.42	23.67	26.56	0.453		31.06	1.276	
	26/8	2472	10.74	10.07	13.43	0.022		17.93	0.062	
	52/40		10.93	10.11	13.55	0.023		18.05	0.064	
	106/54		10.97	10.24	13.63	0.023		18.13	0.065	

Note: The results have been included cable loss.

Mode	RU Configuration	Centre Frequency (MHz)	Peak Output Power (dBm)		Total Peak Output Power		Antenna Gain (dBi)	Output Power (E.I.R.P.)		Limit
			Chain 0	Chain 1	(dBm)	(W)		(dBm)	(W)	
802.11ax-HE40	242/61	2422	23.44	13.65	23.87	0.244	4.5	28.37	0.687	<30dBm (1W) (Maximum Peak Output Power) <36dBm (4W) (E.I.R.P)
	242/62	2467	14.18	14.08	17.14	0.052		21.64	0.146	

Note: The results have been included cable loss.

This test report may be reproduced in full only. The document may only be updated by Audix Technology Corp. personnel. Any changes will be noted in the Document History section of the report.

Audix Technology Corp.
No. 53-11, Dingfu, Linkou, Dist.,
New Taipei City244, Taiwan
Tel: +886 2 26099301
Fax: +886 2 26099303

Mode	Centre Frequency (MHz)	Peak Output Power (dBm)		Max. Peak Output Power		Antenna Gain (dBi)	Output Power (E.I.R.P.)		Limit
		Chain 0	Chain 1	(dBm)	(W)		(dBm)	(W)	
BLE (1M)	2402	4.85	---	4.85	0.0031	4.5	9.35	0.0086	<30dBm (1W) (Maximum Peak Output Power) <36dBm (4W) (E.I.R.P)
	2440	5.37	---	5.37	0.0034		9.87	0.0097	
	2480	4.66	---	4.66	0.0029		9.16	0.0082	
BLE (2M)	2402	4.84	---	4.84	0.0030		9.34	0.0086	
	2440	5.37	---	5.37	0.0034		9.87	0.0097	
	2480	4.66	---	4.66	0.0029		9.16	0.0082	
BLE (PHY Coded S2)	2402	4.82	---	4.82	0.0030		9.32	0.0086	
	2440	5.36	---	5.36	0.0034		9.86	0.0097	
	2480	4.65	---	4.65	0.0029		9.15	0.0082	
BLE (PHY Coded S8)	2402	4.82	---	4.82	0.0030		9.32	0.0086	
	2440	5.36	---	5.36	0.0034		9.86	0.0097	
	2480	4.65	---	4.65	0.0029		9.15	0.0082	

Note: The results have been included cable loss.

This test report may be reproduced in full only. The document may only be updated by Audix Technology Corp. personnel. Any changes will be noted in the Document History section of the report.

Audix Technology Corp.
No. 53-11, Dingfu, Linkou, Dist.,
New Taipei City244, Taiwan
Tel: +886 2 26099301
Fax: +886 2 26099303

A.4.2 Average Output Power (Reporting only)

SPOT CHECK

Mode	Centre Frequency (MHz)	Average Output Power (dBm)		10log (1/X)	Max. Average Output Power	
		Chain 0	Chain 1		(dBm)	(W)
802.11b	2412	19.11	19.22	0	19.22	0.084
	2417	19.82	19.98		19.98	0.100
	2442	19.97	20.08		20.08	0.102
	2457	20.03	19.92		20.03	0.101
	2462	19.14	18.88		19.14	0.082
	2467	18.11	18.02		18.11	0.065
	2472	13.05	13.00		13.05	0.020

Mode	Centre Frequency (MHz)	Average Output Power (dBm)		10log (1/X)	Max. Average Output Power	
		Chain 0	Chain 1		(dBm)	(W)
802.11g	2412	16.77	16.84	0	16.84	0.048
	2417	19.97	17.96		19.97	0.099
	2442	19.69	19.72		19.72	0.094
	2457	18.17	18.08		18.17	0.066
	2462	17.42	17.47		17.47	0.056
	2467	14.79	14.85		14.85	0.031
	2472	1.52	1.33		1.52	0.001

Note: 1. The results have been included cable loss.

2. This device embedded with same radio transmitter with FCC ID: BEJNT-15Z90N, IC: 2703H-15Z90N. We did spot check for output power and all output power values keep identical thus we reuse all results except to E.I.R.P. test items.

This test report may be reproduced in full only. The document may only be updated by Audix Technology Corp. personnel. Any changes will be noted in the Document History section of the report.

Audix Technology Corp.
No. 53-11, Dingfu, Linkou, Dist.,
New Taipei City244, Taiwan
Tel: +886 2 26099301
Fax: +886 2 26099303

Mode	Centre Frequency (MHz)	Average Output Power (dBm)		10log (1/X)	Total Average Output Power	
		Chain 0	Chain 1		(dBm)	(W)
802.11n-HT20	2412	14.07	14.17	0	17.13	0.052
	2417	15.49	15.33		18.42	0.070
	2442	17.05	17.06		20.07	0.102
	2457	15.61	15.58		18.61	0.073
	2462	14.81	14.66		17.75	0.060
	2467	11.96	11.84		14.91	0.031
	2472	-0.02	-0.81		2.61	0.002

Mode	Centre Frequency (MHz)	Average Output Power (dBm)		10log (1/X)	Total Average Output Power	
		Chain 0	Chain 1		(dBm)	(W)
802.11n-HT40	2422	13.79	13.82	0	16.82	0.048
	2427	12.84	12.74		15.80	0.038
	2442	14.59	14.61		17.61	0.058
	2447	14.79	14.68		17.75	0.060
	2452	13.08	13.19		16.15	0.041
	2457	9.47	9.45		12.47	0.018
	2462	1.35	0.44		3.93	0.002

Mode	Centre Frequency (MHz)	Average Output Power (dBm)		10log (1/X)	Total Average Output Power	
		Chain 0	Chain 1		(dBm)	(W)
802.11ax-HE20	2412	13.84	14.14	0	17.00	0.050
	2417	15.32	15.27		18.31	0.068
	2442	16.98	17.04		20.02	0.100
	2457	15.64	15.44		18.55	0.072
	2462	14.57	14.47		17.53	0.057
	2467	11.79	11.67		14.74	0.030
	2472	-0.18	-0.91		2.48	0.002

Note: 1. The results have been included cable loss.

2. This device embedded with same radio transmitter with FCC ID: BEJNT-15Z90N, IC: 2703H-15Z90N. We did spot check for output power and all output power values keep identical thus we reuse all results except to E.I.R.P. test items.

This test report may be reproduced in full only. The document may only be updated by Audix Technology Corp. personnel. Any changes will be noted in the Document History section of the report.

Audix Technology Corp.
No. 53-11, Dingfu, Linkou, Dist.,
New Taipei City244, Taiwan
Tel: +886 2 26099301
Fax: +886 2 26099303

Mode	Centre Frequency (MHz)	Average Output Power (dBm)		10log (1/X)	Total Average Output Power	
		Chain 0	Chain 1		(dBm)	(W)
802.11ax-HE40	2422	13.59	13.67	0	16.64	0.046
	2427	12.58	12.44		15.52	0.036
	2442	14.39	14.41		17.41	0.055
	2447	14.62	14.55		17.60	0.058
	2452	12.98	13.01		16.01	0.040
	2457	9.19	9.15		12.18	0.017
	2462	1.00	0.04		3.56	0.002

Mode	RU Config	Centre Frequency (MHz)	Average Output Power (dBm)		10log (1/X)	Total Average Output Power	
			Chain 0	Chain 1		(dBm)	(W)
802.11ax-HE20	26/0	2412	14.19	14.41	0	17.31	0.054
	52/37		14.32	14.42		17.38	0.055
	106/53		14.29	14.44		17.38	0.055
	26/8	2472	-1.32	-2.51		1.14	0.001
	52/40		-1.05	-2.27		1.39	0.001
	106/54		-1.03	-2.05		1.50	0.001

Mode	RU Config	Centre Frequency (MHz)	Average Output Power (dBm)		10log (1/X)	Total Average Output Power	
			Chain 0	Chain 1		(dBm)	(W)
802.11ax-HE40	242/61	2422	13.82	14.01	0	16.93	0.049
	242/62	2467	1.32	1.17		4.26	0.003

Note: 1. The results have been included cable loss.

2. This device embedded with same radio transmitter with FCC ID: BEJNT-15Z90N, IC: 2703H-15Z90N. We did spot check for output power and all output power values keep identical thus we reuse all results except to E.I.R.P. test items.

This test report may be reproduced in full only. The document may only be updated by Audix Technology Corp. personnel. Any changes will be noted in the Document History section of the report.

Audix Technology Corp.
No. 53-11, Dingfu, Linkou, Dist.,
New Taipei City244, Taiwan

Tel: +886 2 26099301
Fax: +886 2 26099303

Test SKU: SKU #1

Mode	Centre Frequency (MHz)	Average Output Power (dBm)		10log (1/X)	Max. Average Output Power		Antenna Gain (dBi)	Average Output Power (E.I.R.P.)		Limit
		Chain 0	Chain 1		(dBm)	(W)		(dBm)	(W)	
802.11b	2412	19.16	19.35	0	19.35	0.086	4.54	23.89	0.245	<30dBm (1W) (Maximum Peak Output Power) <36dBm (4W) (E.I.R.P)
	2417	19.91	19.96		19.96	0.099		24.50	0.282	
	2442	20.04	20.02		20.04	0.101		24.58	0.287	
	2457	20.02	19.95		20.02	0.100		24.56	0.286	
	2462	19.08	18.91		19.08	0.081		23.62	0.230	
	2467	18.18	18.08		18.18	0.066		22.72	0.187	
	2472	13.08	13.05		13.08	0.020		17.62	0.058	

Note: The results have been included cable loss.

Mode	Centre Frequency (MHz)	Average Output Power (dBm)		10log (1/X)	Max. Average Output Power		Antenna Gain (dBi)	Average Output Power (E.I.R.P.)		Limit
		Chain 0	Chain 1		(dBm)	(W)		(dBm)	(W)	
802.11g	2412	16.72	16.91	0	16.91	0.049	4.54	21.45	0.140	<30dBm (1W) (Maximum Peak Output Power) <36dBm (4W) (E.I.R.P)
	2417	17.94	17.90		17.94	0.062		22.48	0.177	
	2442	19.63	19.74		19.74	0.094		24.28	0.268	
	2457	18.21	18.05		18.21	0.066		22.75	0.188	
	2462	17.47	17.37		17.47	0.056		22.01	0.159	
	2467	14.79	14.78		14.79	0.030		19.33	0.086	
	2472	1.52	1.28		1.52	0.001		6.06	0.004	

Mode	Centre Frequency (MHz)	Average Output Power (dBm)		10log (1/X)	Total Average Output Power		Antenna Gain (dBi)	Average Output Power (E.I.R.P.)		Limit
		Chain 0	Chain 1		(dBm)	(W)		(dBm)	(W)	
802.11n-HT20	2412	14.01	14.23	0	17.13	0.052	4.54	21.67	0.147	<30dBm (1W) (Maximum Peak Output Power) <36dBm (4W) (E.I.R.P)
	2417	15.45	15.38		18.43	0.070		22.97	0.198	
	2442	17.15	17.13		20.15	0.104		24.69	0.294	
	2457	15.63	15.55		18.60	0.072		23.14	0.206	
	2462	14.83	14.63		17.74	0.059		22.28	0.169	
	2467	11.95	11.84		14.91	0.031		19.45	0.088	
	2472	-0.04	-0.86		2.58	0.002		7.12	0.005	

Note: The results have been included cable loss.

This test report may be reproduced in full only. The document may only be updated by Audix Technology Corp. personnel. Any changes will be noted in the Document History section of the report.

Audix Technology Corp.
No. 53-11, Dingfu, Linkou, Dist.,
New Taipei City244, Taiwan

Tel: +886 2 26099301
Fax: +886 2 26099303

Mode	Centre Frequency (MHz)	Average Output Power (dBm)		10log (1/X)	Total Average Output Power		Antenna Gain (dBi)	Average Output Power (E.I.R.P.)		Limit
		Chain 0	Chain 1		(dBm)	(W)		(dBm)	(W)	
802.11n-HT40	2422	13.83	13.81	0	16.83	0.048	4.54	21.37	0.137	<30dBm (1W) (Maximum Peak Output Power) <36dBm (4W) (E.I.R.P)
	2427	12.8	12.73		15.78	0.038		20.32	0.108	
	2442	14.65	14.59		17.63	0.058		22.17	0.165	
	2447	14.78	14.73		17.77	0.060		22.31	0.170	
	2452	13.14	13.22		16.19	0.042		20.73	0.118	
	2457	9.53	9.42		12.49	0.018		17.03	0.050	
	2462	1.41	0.54		4.01	0.003		8.55	0.007	

Note: The results have been included cable loss.

Mode	Centre Frequency (MHz)	Average Output Power (dBm)		10log (1/X)	Total Average Output Power		Antenna Gain (dBi)	Average Output Power (E.I.R.P.)		Limit
		Chain 0	Chain 1		(dBm)	(W)		(dBm)	(W)	
802.11ax-HE20	2412	13.92	14.12	0	17.03	0.050	4.54	21.57	0.144	<30dBm (1W) (Maximum Peak Output Power) <36dBm (4W) (E.I.R.P)
	2417	15.28	15.22		18.26	0.067		22.80	0.191	
	2442	17.03	17.05		20.05	0.101		24.59	0.288	
	2457	15.56	15.39		18.49	0.071		23.03	0.201	
	2462	14.68	14.58		17.64	0.058		22.18	0.165	
	2467	11.78	11.79		14.80	0.030		19.34	0.086	
	2472	-0.11	-0.95		2.50	0.002		7.04	0.005	

Mode	Centre Frequency (MHz)	Average Output Power (dBm)		10log (1/X)	Total Average Output Power		Antenna Gain (dBi)	Average Output Power (E.I.R.P.)		Limit
		Chain 0	Chain 1		(dBm)	(W)		(dBm)	(W)	
802.11ax-HE40	2422	13.66	13.7	0	16.69	0.047	4.54	21.23	0.133	<30dBm (1W) (Maximum Peak Output Power) <36dBm (4W) (E.I.R.P)
	2427	12.61	12.49		15.56	0.036		20.10	0.102	
	2442	14.47	14.42		17.46	0.056		22.00	0.158	
	2447	14.58	14.55		17.58	0.057		22.12	0.163	
	2452	12.96	13.00		15.99	0.040		20.53	0.113	
	2457	9.28	9.24		12.27	0.017		16.81	0.048	
	2462	1.06	0.14		3.63	0.002		8.17	0.007	

Note: The results have been included cable loss.

This test report may be reproduced in full only. The document may only be updated by Audix Technology Corp. personnel. Any changes will be noted in the Document History section of the report.

Audix Technology Corp.
No. 53-11, Dingfu, Linkou, Dist.,
New Taipei City244, Taiwan
Tel: +886 2 26099301
Fax: +886 2 26099303

Mode	RU Config	Centre Frequency (MHz)	Average Output Power (dBm)		10log (1/X)	Total Average Output Power		Antenna Gain (dBi)	Average Output Power (E.I.R.P.)		Limit
			Chain 0	Chain 1		(dBm)	(W)		(dBm)	(W)	
802.11ax-HE20	26/0	2412	14.13	14.45	0	17.30	0.054	4.54	21.84	0.153	<30dBm (1W) (Maximum Peak Output Power) <36dBm (4W) (E.I.R.P)
	52/37		14.26	14.43		17.36	0.054		21.90	0.155	
	106/53		14.28	14.48		17.39	0.055		21.93	0.156	
	26/8	2472	-1.36	-2.57		1.09	0.001		5.63	0.004	
	52/40		-1.13	-2.29		1.34	0.001		5.88	0.004	
	106/54		-1.02	-2.05		1.51	0.001		6.05	0.004	

Note: The results have been included cable loss.

Mode	RU Config	Centre Frequency (MHz)	Average Output Power (dBm)		10log (1/X)	Total Average Output Power		Antenna Gain (dBi)	Average Output Power (E.I.R.P.)		Limit
			Chain 0	Chain 1		(dBm)	(W)		(dBm)	(W)	
802.11ax-HE40	242/61	2422	13.85	14.08	0	16.98	0.050	4.54	21.52	0.142	<30dBm (1W) (Maximum Peak Output Power) <36dBm (4W) (E.I.R.P)
	242/62	2467	1.27	1.17		4.23	0.003		8.77	0.008	

Note: The results have been included cable loss.

This test report may be reproduced in full only. The document may only be updated by Audix Technology Corp. personnel. Any changes will be noted in the Document History section of the report.

Audix Technology Corp.
No. 53-11, Dingfu, Linkou, Dist.,
New Taipei City244, Taiwan
Tel: +886 2 26099301
Fax: +886 2 26099303

Test SKU: SKU #2

Mode	Centre Frequency (MHz)	Average Output Power (dBm)		10log (1/X)	Max. Average Output Power		Antenna Gain (dBi)	Average Output Power (E.I.R.P.)		Limit
		Chain 0	Chain 1		(dBm)	(W)		(dBm)	(W)	
802.11b	2412	19.16	19.35	0	19.35	0.086	4.5	23.85	0.243	<30dBm (1W) (Maximum Peak Output Power) <36dBm (4W) (E.I.R.P)
	2417	19.91	19.96		19.96	0.099		24.46	0.279	
	2442	20.04	20.02		20.04	0.101		24.54	0.284	
	2457	20.02	19.95		20.02	0.100		24.52	0.283	
	2462	19.08	18.91		19.08	0.081		23.58	0.228	
	2467	18.18	18.08		18.18	0.066		22.68	0.185	
	2472	13.08	13.05		13.08	0.020		17.58	0.057	

Note: The results have been included cable loss.

Mode	Centre Frequency (MHz)	Average Output Power (dBm)		10log (1/X)	Max. Average Output Power		Antenna Gain (dBi)	Average Output Power (E.I.R.P.)		Limit
		Chain 0	Chain 1		(dBm)	(W)		(dBm)	(W)	
802.11g	2412	16.72	16.91	0	16.91	0.049	4.5	21.41	0.138	<30dBm (1W) (Maximum Peak Output Power) <36dBm (4W) (E.I.R.P)
	2417	17.94	17.9		17.94	0.062		22.44	0.175	
	2442	19.63	19.74		19.74	0.094		24.24	0.265	
	2457	18.21	18.05		18.21	0.066		22.71	0.187	
	2462	17.47	17.37		17.47	0.056		21.97	0.157	
	2467	14.79	14.78		14.79	0.030		19.29	0.085	
	2472	1.52	1.28		1.52	0.001		6.02	0.004	

Note: The results have been included cable loss.

Mode	Centre Frequency (MHz)	Average Output Power (dBm)		10log (1/X)	Total Average Output Power		Antenna Gain (dBi)	Average Output Power (E.I.R.P.)		Limit
		Chain 0	Chain 1		(dBm)	(W)		(dBm)	(W)	
802.11n-HT20	2412	14.01	14.23	0	17.13	0.052	4.5	21.63	0.146	<30dBm (1W) (Maximum Peak Output Power) <36dBm (4W) (E.I.R.P)
	2417	15.45	15.38		18.43	0.070		22.93	0.196	
	2442	17.15	17.13		20.15	0.104		24.65	0.292	
	2457	15.63	15.55		18.60	0.072		23.10	0.204	
	2462	14.83	14.63		17.74	0.059		22.24	0.167	
	2467	11.95	11.84		14.91	0.031		19.41	0.087	
	2472	-0.04	-0.86		2.58	0.002		7.08	0.005	

Note: The results have been included cable loss.

This test report may be reproduced in full only. The document may only be updated by Audix Technology Corp. personnel. Any changes will be noted in the Document History section of the report.

Audix Technology Corp.
No. 53-11, Dingfu, Linkou, Dist.,
New Taipei City244, Taiwan

Tel: +886 2 26099301
Fax: +886 2 26099303

Mode	Centre Frequency (MHz)	Average Output Power (dBm)		10log (1/X)	Total Average Output Power		Antenna Gain (dBi)	Average Output Power (E.I.R.P.)		Limit
		Chain 0	Chain 1		(dBm)	(W)		(dBm)	(W)	
802.11n-HT40	2422	13.83	13.81	0	16.83	0.048	4.5	21.33	0.136	<30dBm (1W) (Maximum Peak Output Power) <36dBm (4W) (E.I.R.P)
	2427	12.8	12.73		15.78	0.038		20.28	0.107	
	2442	14.65	14.59		17.63	0.058		22.13	0.163	
	2447	14.78	14.73		17.77	0.060		22.27	0.169	
	2452	13.14	13.22		16.19	0.042		20.69	0.117	
	2457	9.53	9.42		12.49	0.018		16.99	0.050	
	2462	1.41	0.54		4.01	0.003		8.51	0.007	

Note: The results have been included cable loss.

Mode	Centre Frequency (MHz)	Average Output Power (dBm)		Total Average Output Power		Antenna Gain (dBi)	Output Power (E.I.R.P.)		Limit
		Chain 0	Chain 1	(dBm)	(W)		(dBm)	(W)	
802.11ax-HE20	2412	13.92	14.12	17.03	0.050	4.5	21.53	0.142	<30dBm (1W) (Maximum Peak Output Power) <36dBm (4W) (E.I.R.P)
	2417	15.28	15.22	18.26	0.067		22.76	0.189	
	2442	17.03	17.05	20.05	0.101		24.55	0.285	
	2457	15.56	15.39	18.49	0.071		22.99	0.199	
	2462	14.68	14.58	17.64	0.058		22.14	0.164	
	2467	11.78	11.79	14.80	0.030		19.30	0.085	
	2472	-0.11	-0.95	2.50	0.002		7.00	0.005	

Note: The results have been included cable loss.

Mode	Centre Frequency (MHz)	Average Output Power (dBm)		Total Average Output Power		Antenna Gain (dBi)	Output Power (E.I.R.P.)		Limit
		Chain 0	Chain 1	(dBm)	(W)		(dBm)	(W)	
802.11ax-HE40	2422	13.66	13.7	16.69	0.047	4.5	21.19	0.132	<30dBm (1W) (Maximum Peak Output Power) <36dBm (4W) (E.I.R.P)
	2427	12.61	12.49	15.56	0.036		20.06	0.101	
	2442	14.47	14.42	17.46	0.056		21.96	0.157	
	2447	14.58	14.55	17.58	0.057		22.08	0.161	
	2452	12.96	13	15.99	0.040		20.49	0.112	
	2457	9.28	9.24	12.27	0.017		16.77	0.048	
	2462	1.06	0.14	3.63	0.002		8.13	0.007	

Note: The results have been included cable loss.

This test report may be reproduced in full only. The document may only be updated by Audix Technology Corp. personnel. Any changes will be noted in the Document History section of the report.

Audix Technology Corp.
No. 53-11, Dingfu, Linkou, Dist.,
New Taipei City244, Taiwan
Tel: +886 2 26099301
Fax: +886 2 26099303

Mode	RU Config	Centre Frequency (MHz)	Average Output Power (dBm)		10log (1/X)	Total Average Output Power		Antenna Gain (dBi)	Average Output Power (E.I.R.P.)		Limit
			Chain 0	Chain 1		(dBm)	(W)		(dBm)	(W)	
802.11ax-HE20	26/0	2412	14.13	14.45	0	17.30	0.054	4.5	21.80	0.151	<30dBm (1W) (Maximum Peak Output Power) <36dBm (4W) (E.I.R.P)
	52/37		14.26	14.43		17.36	0.054		21.86	0.153	
	106/53		14.28	14.48		17.39	0.055		21.89	0.155	
	26/8	2472	-1.36	-2.57		1.09	0.001		5.59	0.004	
	52/40		-1.13	-2.29		1.34	0.001		5.84	0.004	
	106/54		-1.02	-2.05		1.51	0.001		6.01	0.004	

Note: The results have been included cable loss.

Mode	RU Config	Centre Frequency (MHz)	Average Output Power (dBm)		10log (1/X)	Total Average Output Power		Antenna Gain (dBi)	Average Output Power (E.I.R.P.)		Limit
			Chain 0	Chain 1		(dBm)	(W)		(dBm)	(W)	
802.11ax-HE40	242/61	2422	13.85	14.08	0	16.98	0.050	4.5	21.48	0.141	<30dBm (1W) (Maximum Peak Output Power) <36dBm (4W) (E.I.R.P)
	242/62	2467	1.27	1.17		4.23	0.003		8.73	0.007	

Note: The results have been included cable loss.

This test report may be reproduced in full only. The document may only be updated by Audix Technology Corp. personnel. Any changes will be noted in the Document History section of the report.

Audix Technology Corp.
No. 53-11, Dingfu, Linkou, Dist.,
New Taipei City244, Taiwan

Tel: +886 2 26099301
Fax: +886 2 26099303

A.4.3 Measurement Plots

BLE	
1M	2M
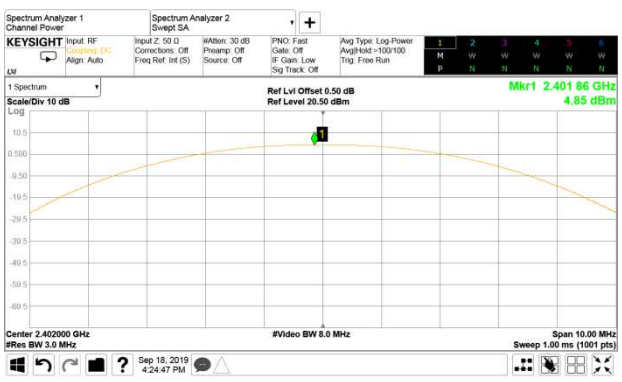	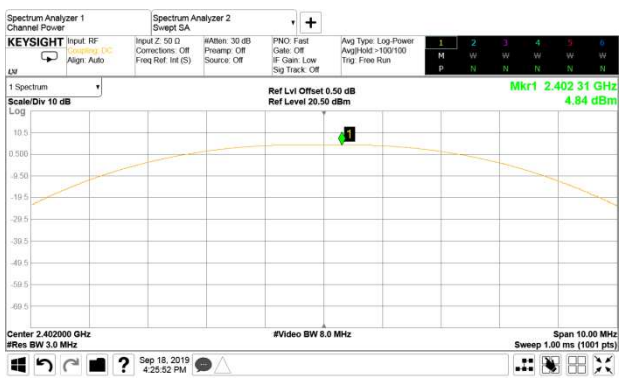
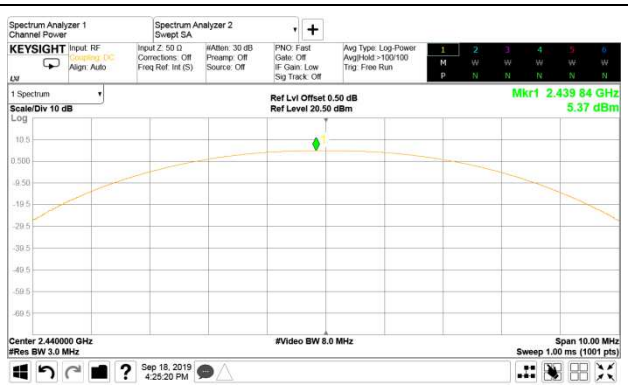	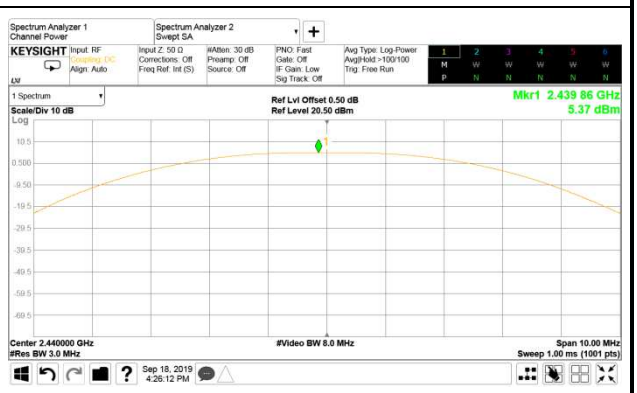
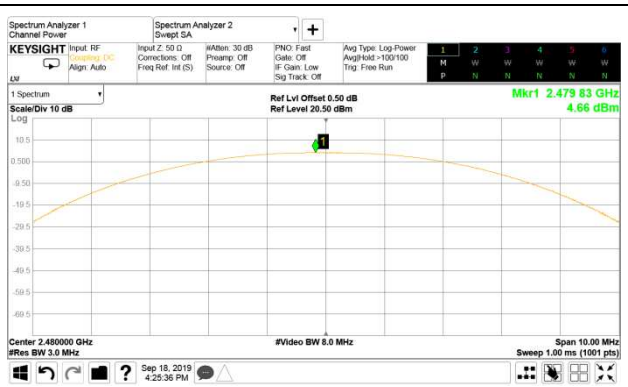	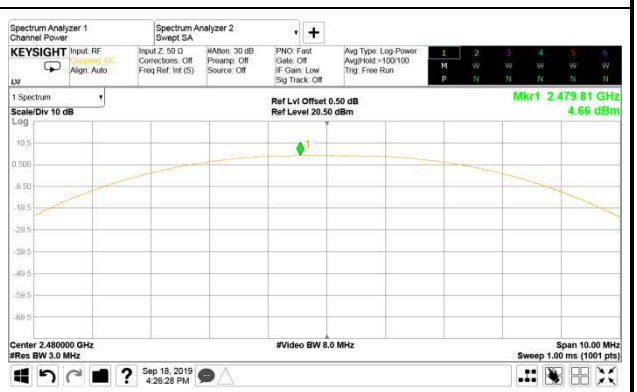

This test report may be reproduced in full only. The document may only be updated by Audix Technology Corp. personnel. Any changes will be noted in the Document History section of the report.

Audix Technology Corp.
No. 53-11, Dingfu, Linkou, Dist.,
New Taipei City244, Taiwan

Tel: +886 2 26099301
Fax: +886 2 26099303

BLE	
PHY Coded S2	PHY Coded S8
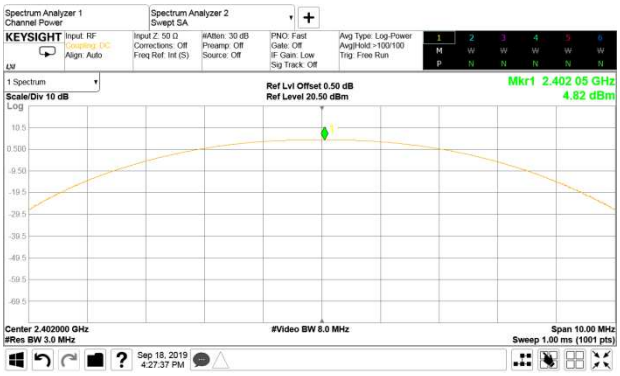	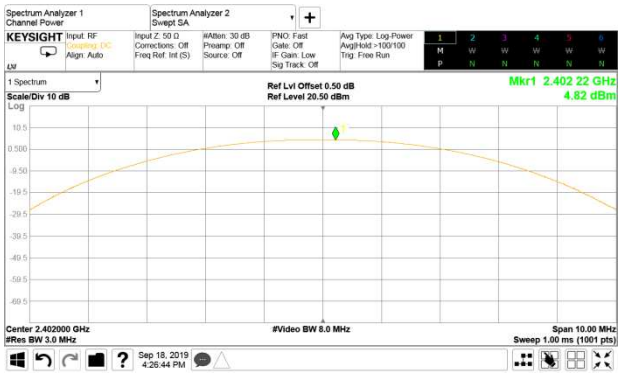
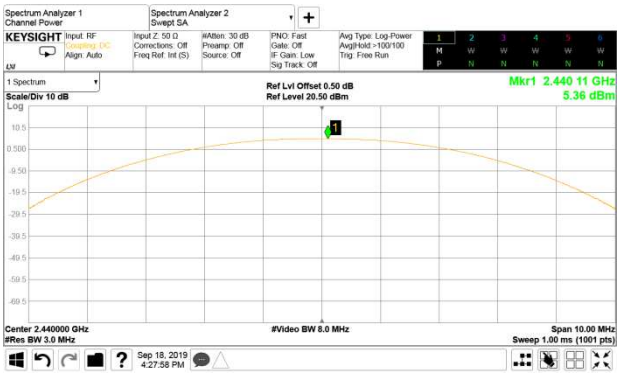	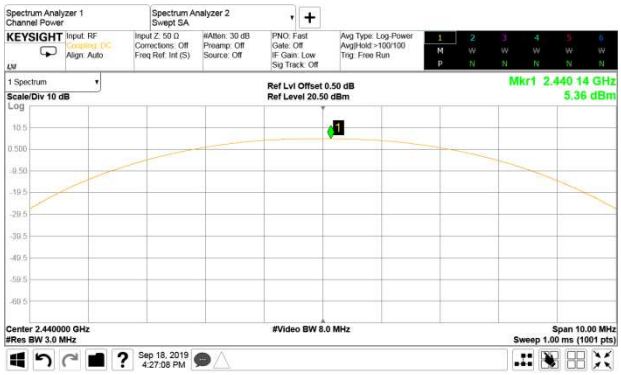
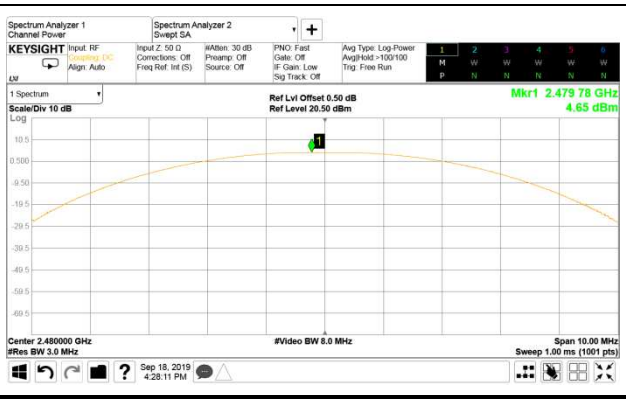	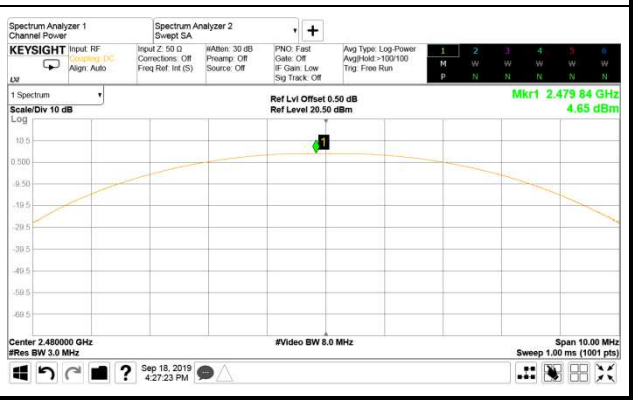

This test report may be reproduced in full only. The document may only be updated by Audix Technology Corp. personnel. Any changes will be noted in the Document History section of the report.

Audix Technology Corp.
No. 53-11, Dingfu, Linkou, Dist.,
New Taipei City244, Taiwan

Tel: +886 2 26099301
Fax: +886 2 26099303

A.5 EMISSION LIMITATIONS

Test Date	2019/09/19	Temp./Hum.	25°C/54%
Cable Loss	0.50dB	Test Voltage	AC 120V, 60Hz (via AC Adapter)
Mode	802.11b	Tested By	Martin Chen
Frequency	TX 2412MHz		
Simultaneous Factor10 log(n) (Note: "n" is antenna number)			0

Reference Level

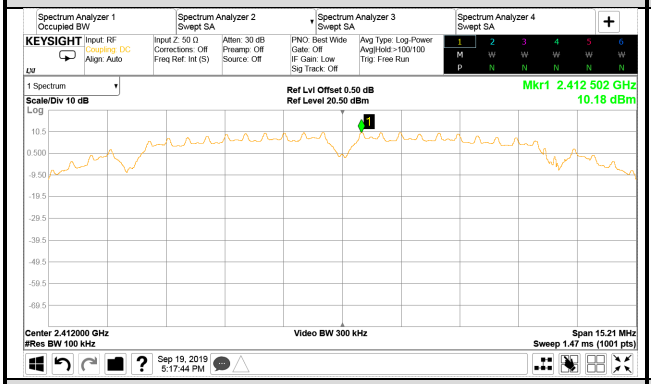

30MHz – 8GHz

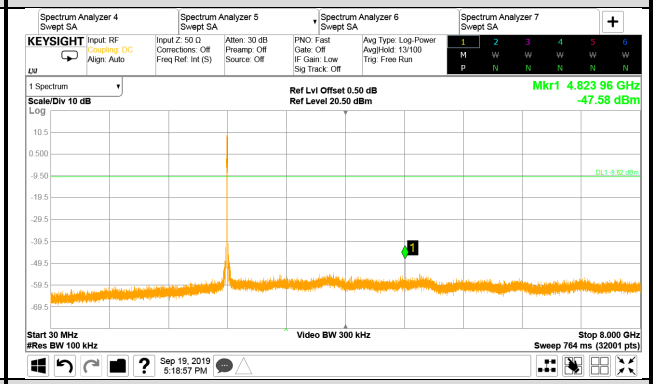

Band Edge

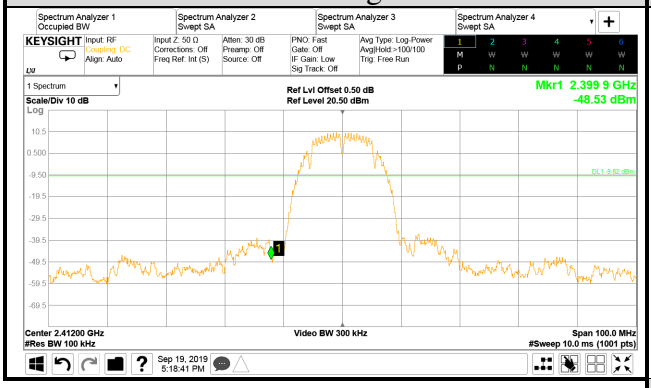

8GHz – 15GHz

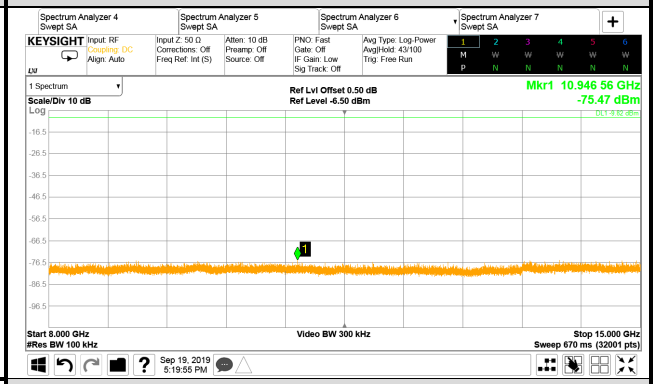

15GHz – 25GHz

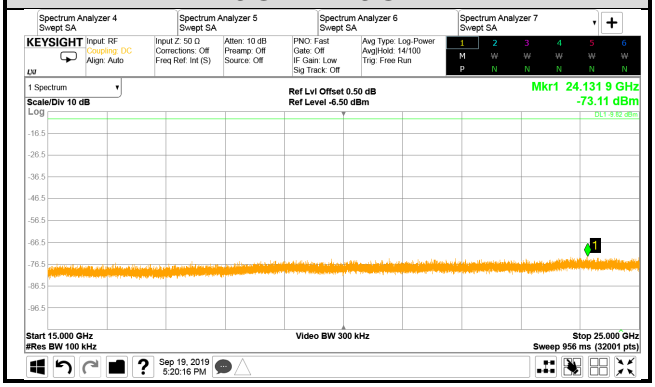

This test report may be reproduced in full only. The document may only be updated by Audix Technology Corp. personnel. Any changes will be noted in the Document History section of the report.

Audix Technology Corp.
No. 53-11, Dingfu, Linkou, Dist.,
New Taipei City244, Taiwan

Tel: +886 2 26099301
Fax: +886 2 26099303

Test Date	2019/09/19	Temp./Hum.	25°C/54%
Cable Loss	0.50dB	Test Voltage	AC 120V, 60Hz (via AC Adapter)
Mode	802.11b	Tested By	Martin Chen
Frequency	TX 2442MHz		
Simultaneous Factor10 log(n) (Note: "n" is antenna number)			0

Reference Level

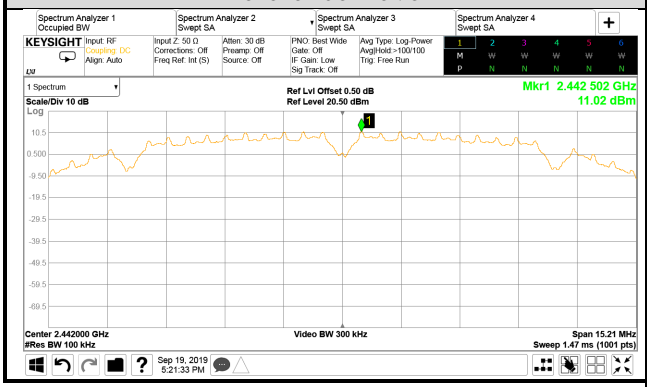

30MHz – 8GHz

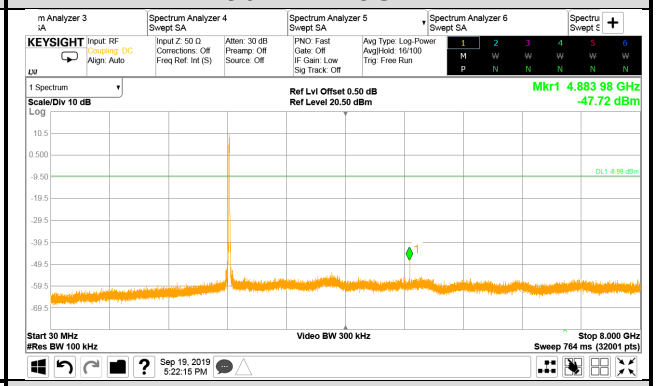

8GHz – 15GHz

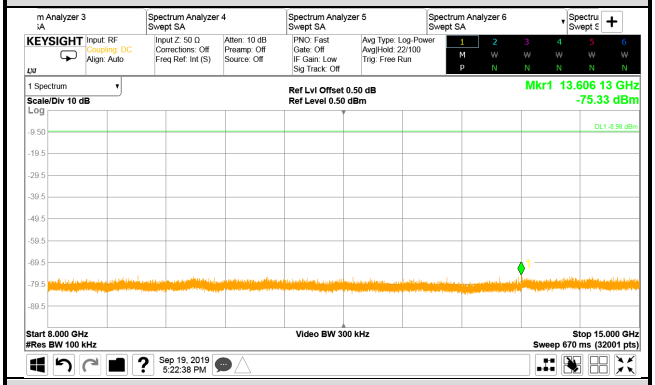

15GHz – 25GHz

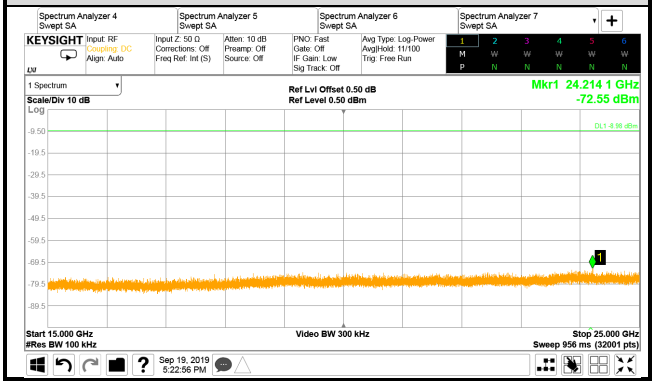

This test report may be reproduced in full only. The document may only be updated by Audix Technology Corp. personnel. Any changes will be noted in the Document History section of the report.

Audix Technology Corp.
No. 53-11, Dingfu, Linkou, Dist.,
New Taipei City244, Taiwan

Tel: +886 2 26099301
Fax: +886 2 26099303

Test Date	2019/09/19	Temp./Hum.	25°C/54%
Cable Loss	0.50dB	Test Voltage	AC 120V, 60Hz (via AC Adapter)
Mode	802.11b	Tested By	Martin Chen
Frequency	TX 2462MHz		
Simultaneous Factor10 log(n) (Note: "n" is antenna number)			0

Reference Level

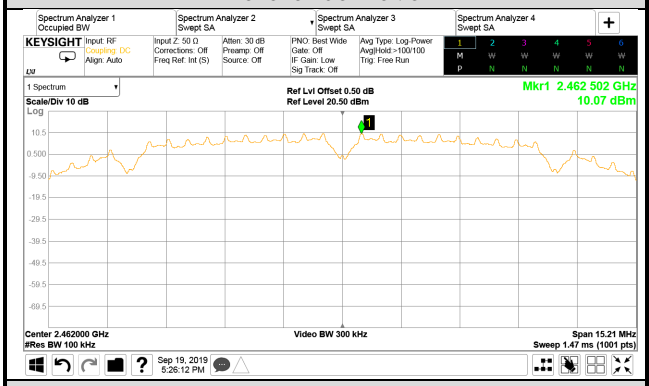

30MHz – 8GHz

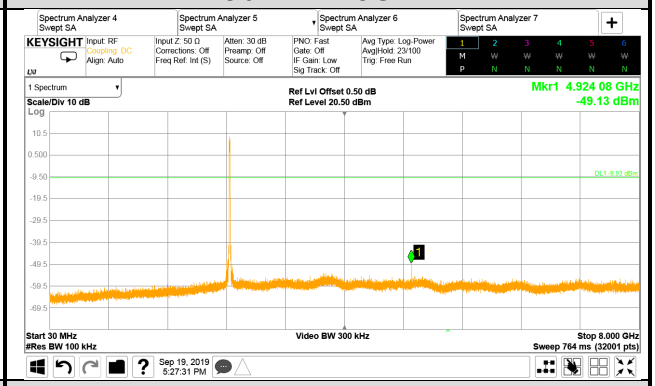

Band Edge

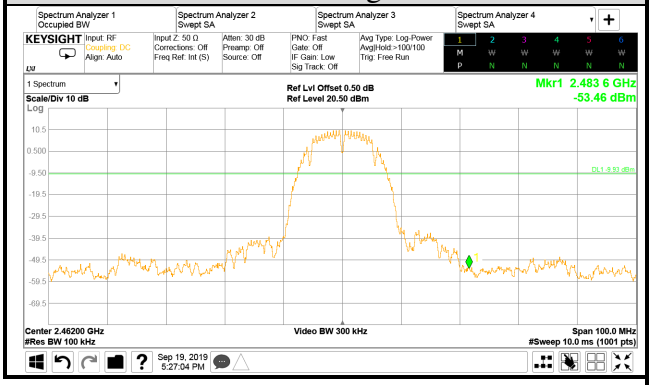

8GHz – 15GHz

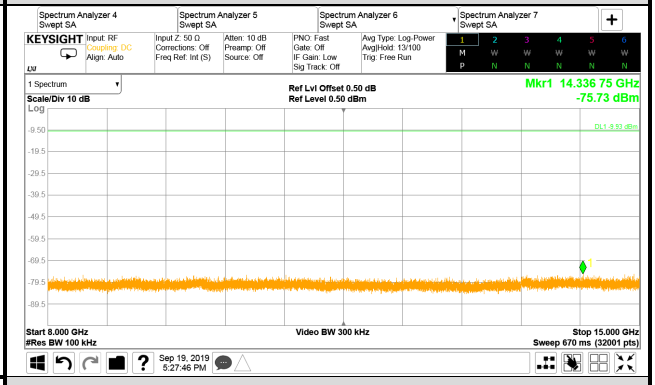

15GHz – 25GHz

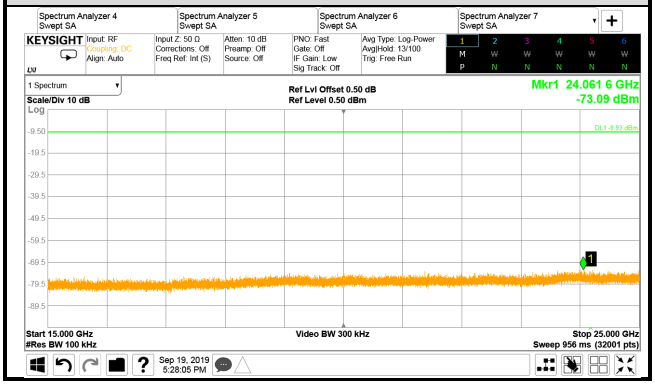

This test report may be reproduced in full only. The document may only be updated by Audix Technology Corp. personnel. Any changes will be noted in the Document History section of the report.

Audix Technology Corp.
No. 53-11, Dingfu, Linkou, Dist.,
New Taipei City244, Taiwan

Tel: +886 2 26099301
Fax: +886 2 26099303

Test Date	2019/09/19 ~ 27	Temp./Hum.	24 ~ 25°C/49 ~ 54%
Cable Loss	0.50dB	Test Voltage	AC 120V, 60Hz (via AC Adapter)
Mode	802.11b	Tested By	Martin Chen
Frequency	TX 2472MHz		
Simultaneous Factor10 log(n) (Note: "n" is antenna number)			0

Reference Level

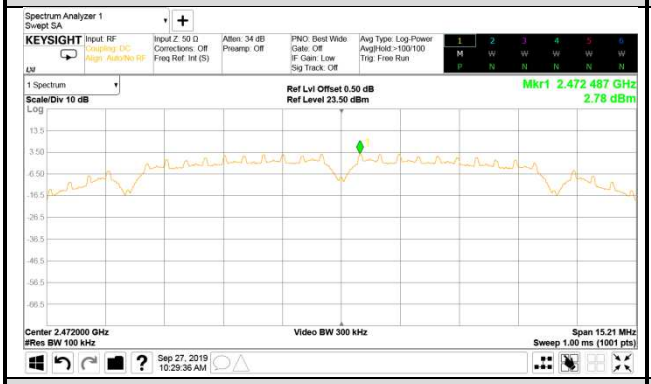

30MHz – 8GHz

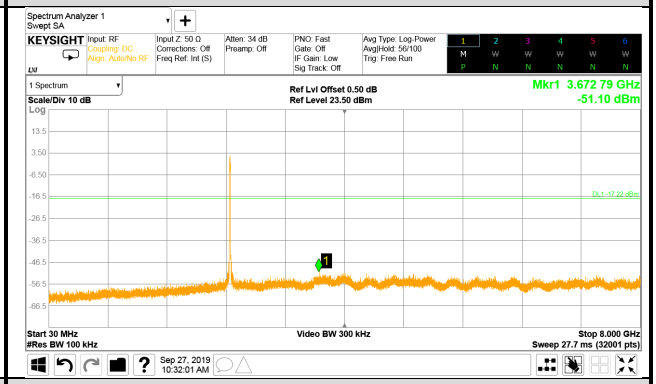

Band Edge

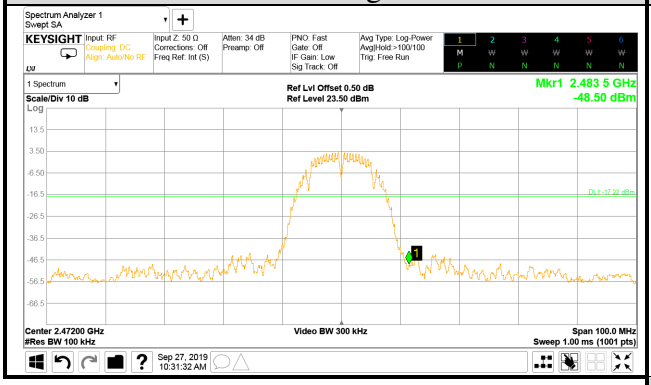

8GHz – 15GHz

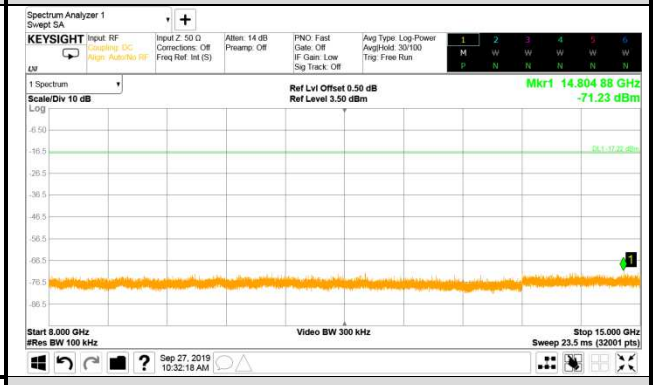

15GHz – 25GHz

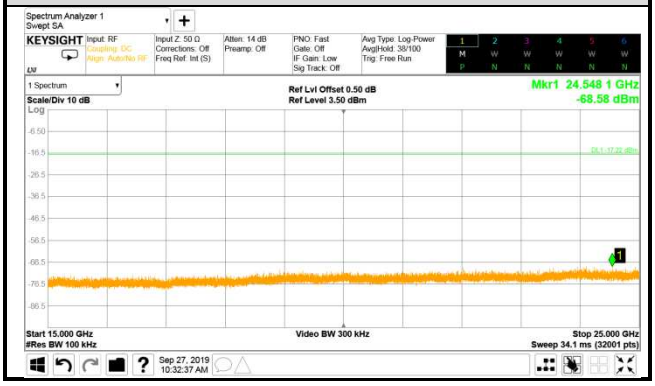

This test report may be reproduced in full only. The document may only be updated by Audix Technology Corp. personnel. Any changes will be noted in the Document History section of the report.

Audix Technology Corp.
No. 53-11, Dingfu, Linkou, Dist.,
New Taipei City244, Taiwan

Tel: +886 2 26099301
Fax: +886 2 26099303

Test Date	2019/09/19	Temp./Hum.	25°C/54%
Cable Loss	0.50dB	Test Voltage	AC 120V, 60Hz (via AC Adapter)
Mode	802.11g	Tested By	Martin Chen
Frequency	TX 2412MHz		
Simultaneous Factor10 log(n) (Note: "n" is antenna number)			0

Reference Level

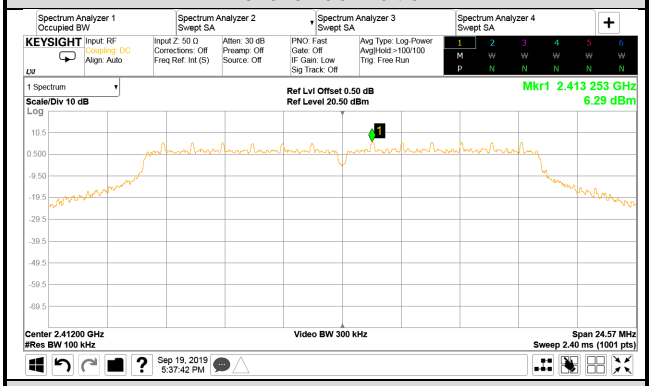

30MHz – 8GHz

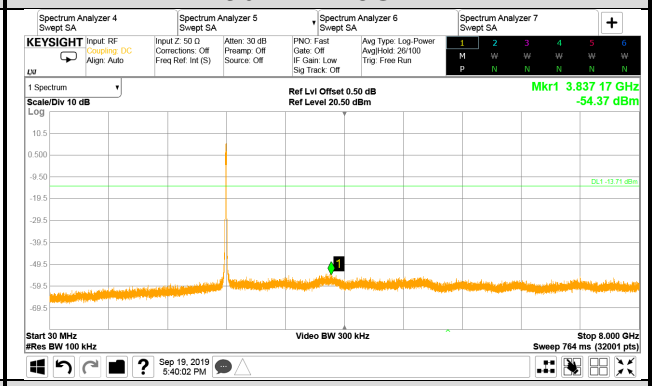

Band Edge

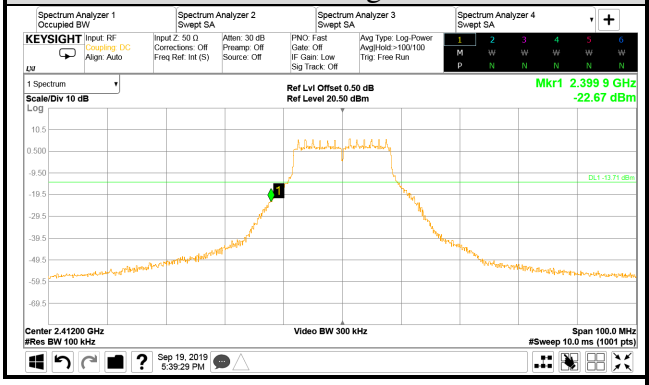

8GHz – 15GHz

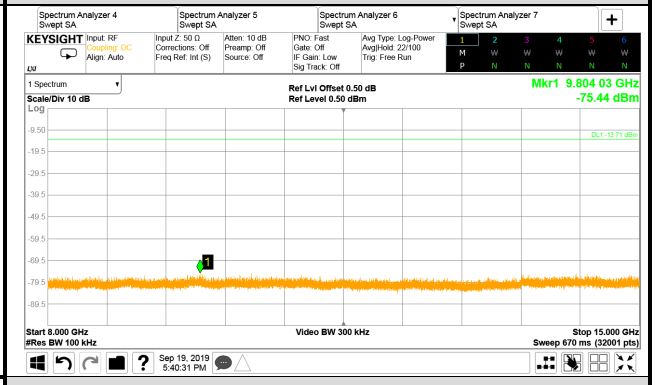

15GHz – 25GHz

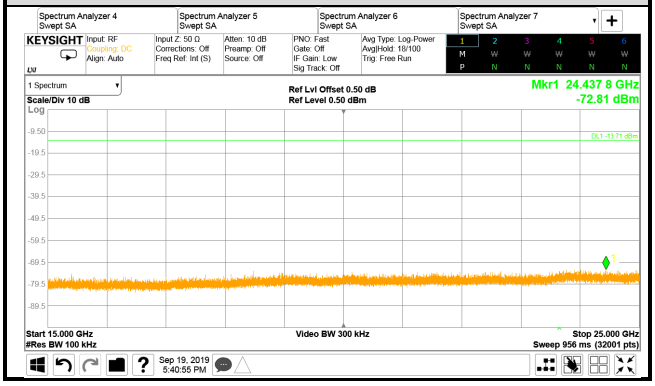

This test report may be reproduced in full only. The document may only be updated by Audix Technology Corp. personnel. Any changes will be noted in the Document History section of the report.

Audix Technology Corp.
No. 53-11, Dingfu, Linkou, Dist.,
New Taipei City244, Taiwan

Tel: +886 2 26099301
Fax: +886 2 26099303

Test Date	2019/09/19	Temp./Hum.	25°C/54%
Cable Loss	0.50dB	Test Voltage	AC 120V, 60Hz (via AC Adapter)
Mode	802.11g	Tested By	Martin Chen
Frequency	TX 2442MHz		
Simultaneous Factor10 log(n) (Note: "n" is antenna number)			0

Reference Level

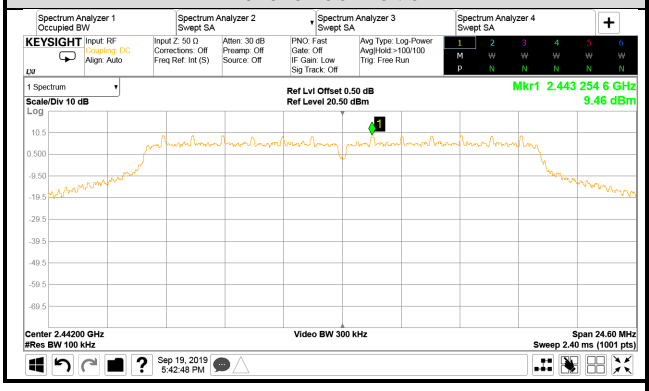

30MHz – 8GHz

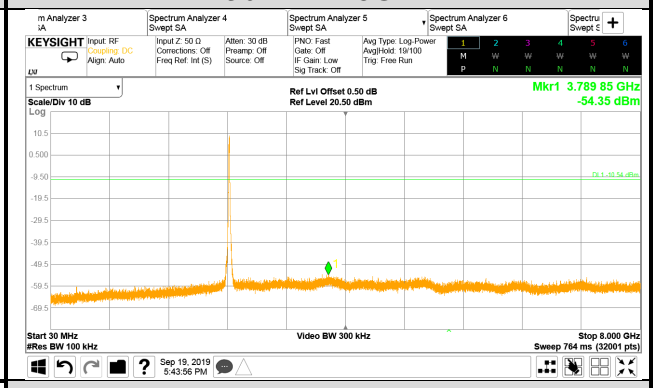

8GHz – 15GHz

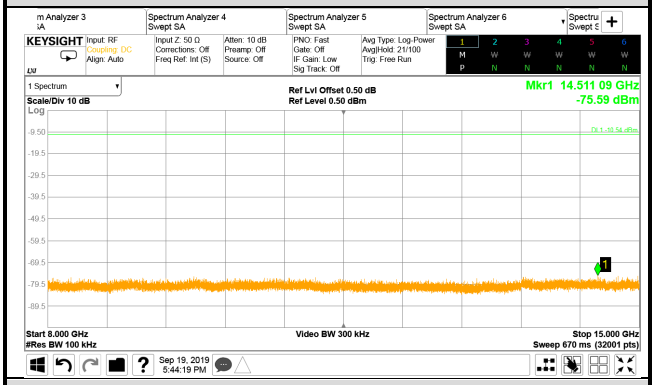

15GHz – 25GHz

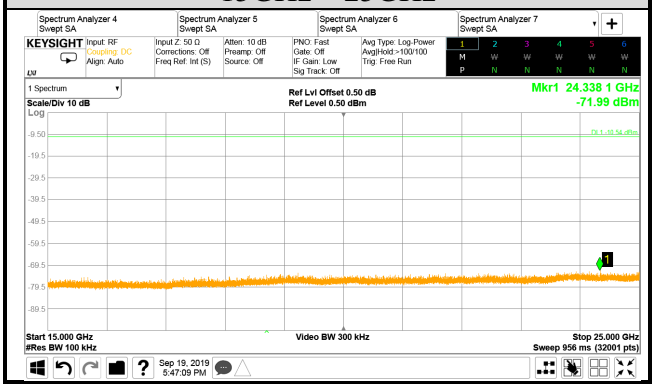

This test report may be reproduced in full only. The document may only be updated by Audix Technology Corp. personnel. Any changes will be noted in the Document History section of the report.

Audix Technology Corp.
No. 53-11, Dingfu, Linkou, Dist.,
New Taipei City244, Taiwan

Tel: +886 2 26099301
Fax: +886 2 26099303

Test Date	2019/09/19	Temp./Hum.	25°C/54%
Cable Loss	0.50dB	Test Voltage	AC 120V, 60Hz (via AC Adapter)
Mode	802.11g	Tested By	Martin Chen
Frequency	TX 2462MHz		
Simultaneous Factor10 log(n) (Note: "n" is antenna number)			0

Reference Level

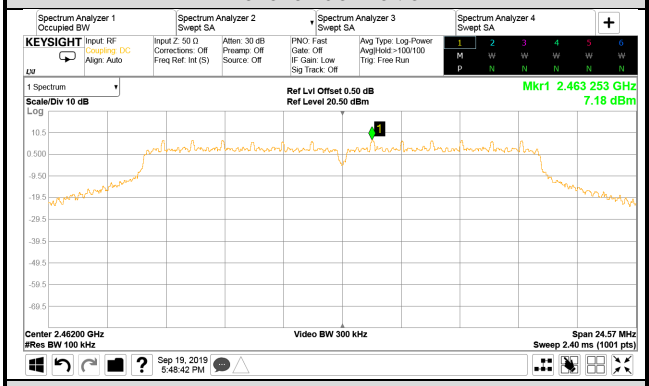

30MHz – 8GHz

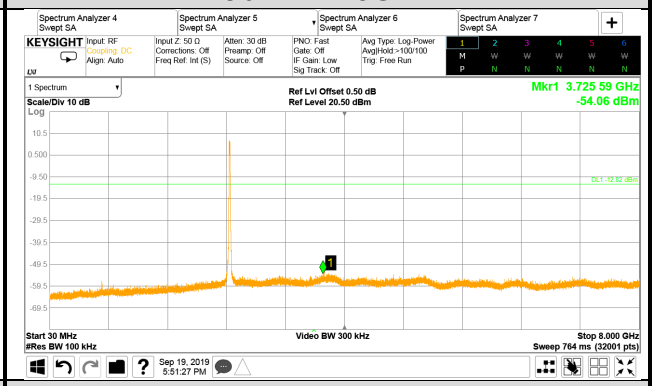

Band Edge

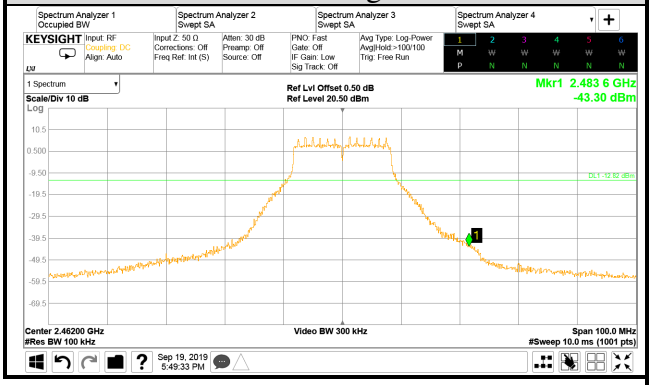

8GHz – 15GHz

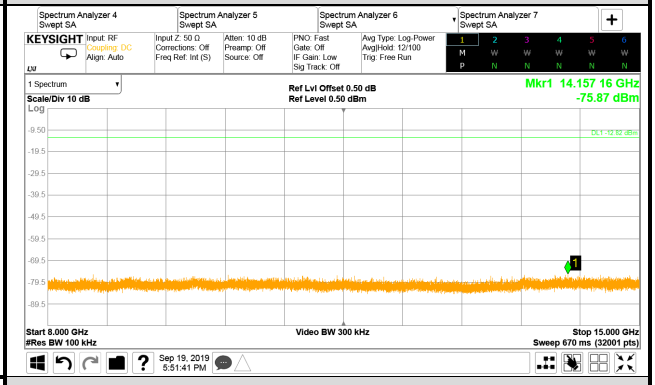

15GHz – 25GHz

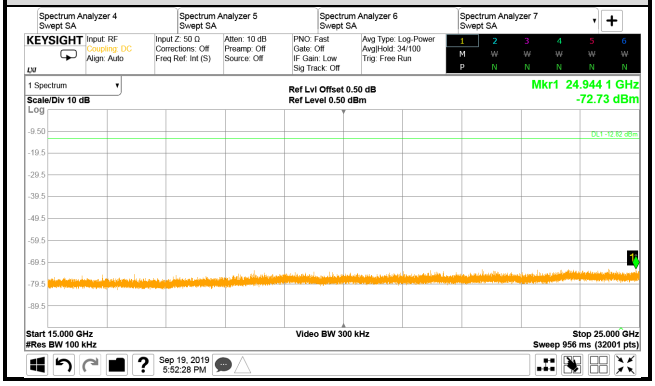

This test report may be reproduced in full only. The document may only be updated by Audix Technology Corp. personnel. Any changes will be noted in the Document History section of the report.

Audix Technology Corp.
No. 53-11, Dingfu, Linkou, Dist.,
New Taipei City244, Taiwan

Tel: +886 2 26099301
Fax: +886 2 26099303

Test Date	2019/09/19	Temp./Hum.	25°C/54%
Cable Loss	0.50dB	Test Voltage	AC 120V, 60Hz (via AC Adapter)
Mode	802.11g	Tested By	Martin Chen
Frequency	TX 2472MHz		
Simultaneous Factor10 log(n) (Note: "n" is antenna number)			0

Reference Level

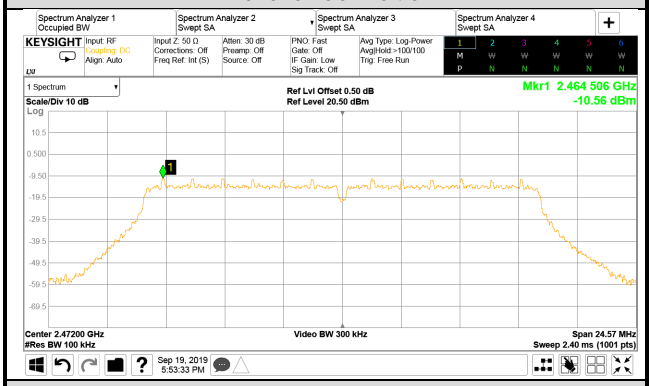

30MHz – 8GHz

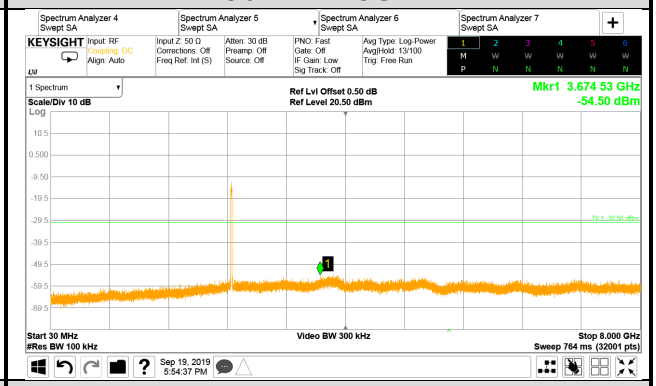

Band Edge

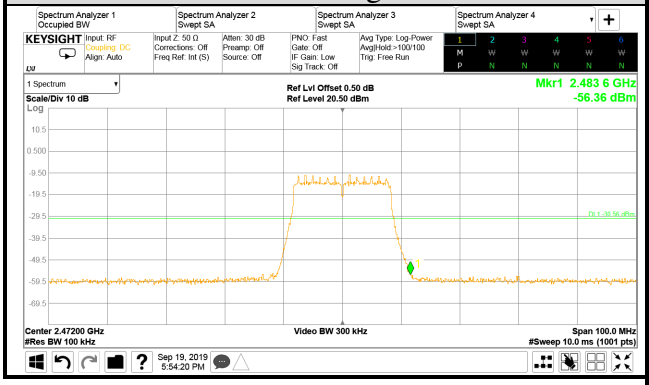

8GHz – 15GHz

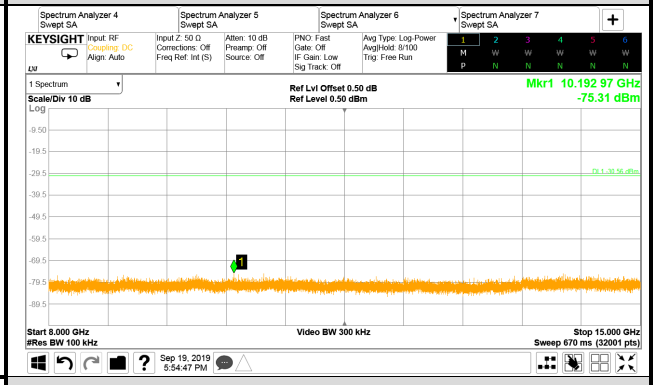

15GHz – 25GHz

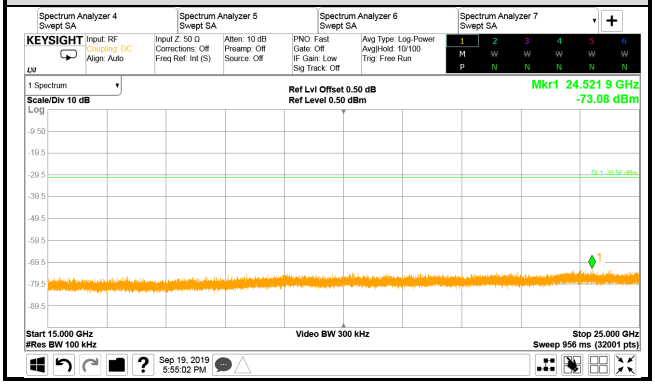

This test report may be reproduced in full only. The document may only be updated by Audix Technology Corp. personnel. Any changes will be noted in the Document History section of the report.

Audix Technology Corp.
No. 53-11, Dingfu, Linkou, Dist.,
New Taipei City244, Taiwan

Tel: +886 2 26099301
Fax: +886 2 26099303

Test Date	2019/09/19	Temp./Hum.	25°C/54%
Cable Loss	0.50dB	Test Voltage	AC 120V, 60Hz (via AC Adapter)
Mode	802.11n-HT20	Tested By	Martin Chen
Frequency	TX 2412MHz		
Simultaneous Factor10 log(n) (Note: "n" is antenna number)			3

Reference Level

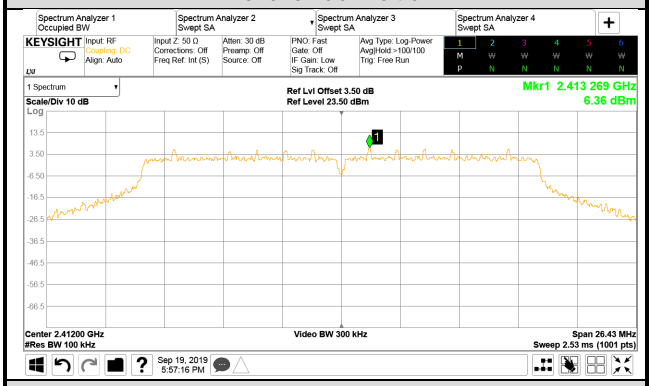

30MHz – 8GHz

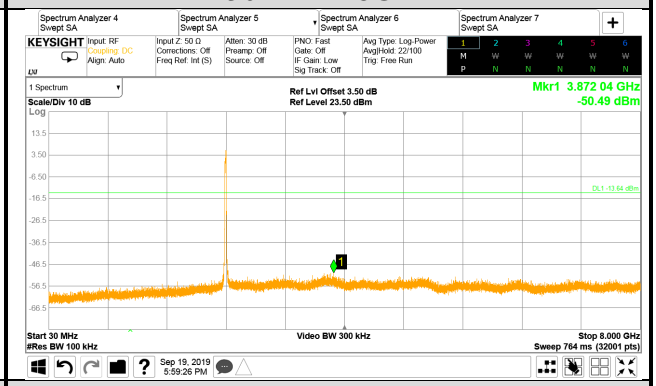

Band Edge

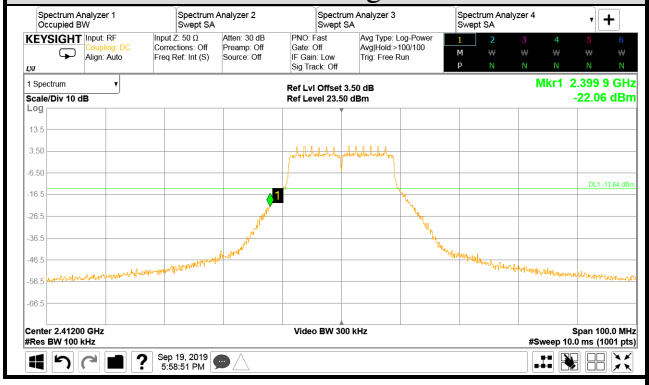

8GHz – 15GHz

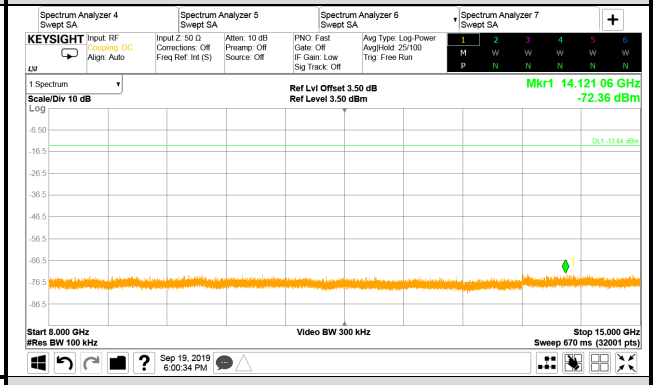

15GHz – 25GHz

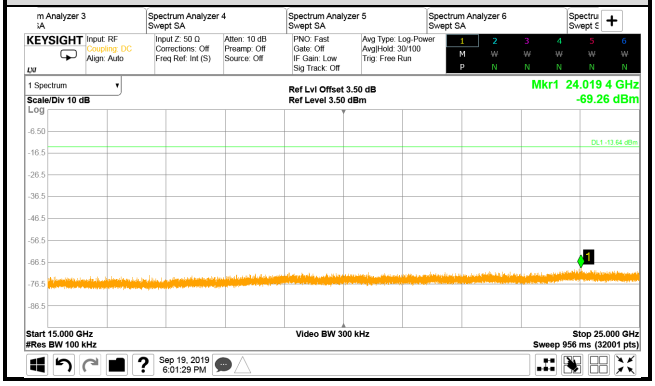

This test report may be reproduced in full only. The document may only be updated by Audix Technology Corp. personnel. Any changes will be noted in the Document History section of the report.

Audix Technology Corp.
No. 53-11, Dingfu, Linkou, Dist.,
New Taipei City244, Taiwan

Tel: +886 2 26099301
Fax: +886 2 26099303

Test Date	2019/09/19	Temp./Hum.	25°C/54%
Cable Loss	0.50dB	Test Voltage	AC 120V, 60Hz (via AC Adapter)
Mode	802.11n-HT20	Tested By	Martin Chen
Frequency	TX 2442MHz		
Simultaneous Factor10 log(n) (Note: "n" is antenna number)			3

Reference Level

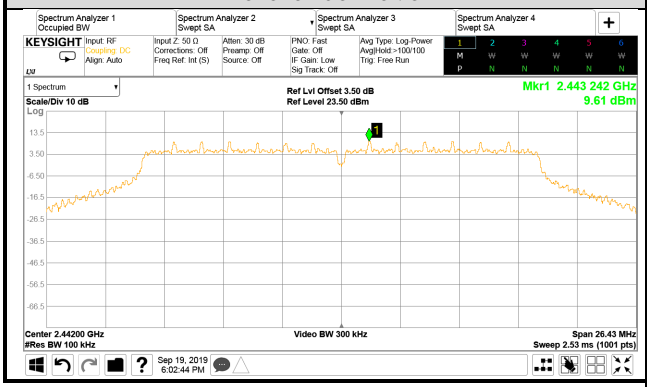

30MHz – 8GHz

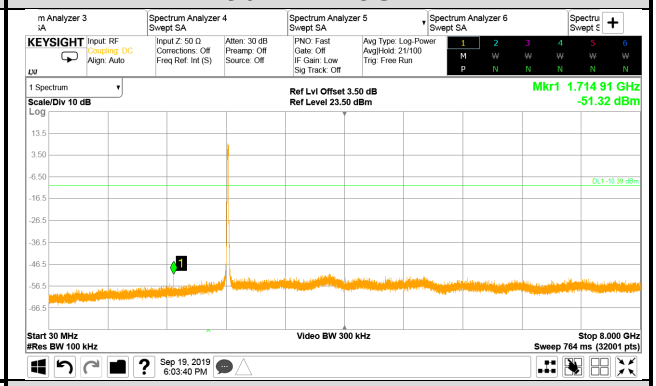

8GHz – 15GHz

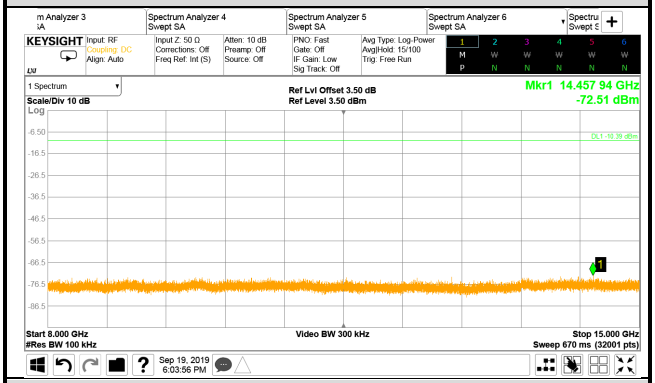

15GHz – 25GHz

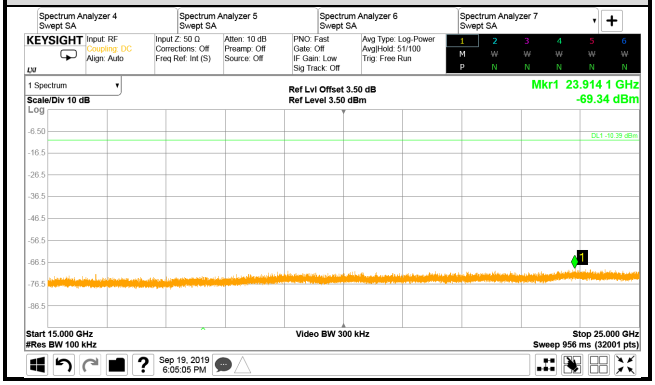

This test report may be reproduced in full only. The document may only be updated by Audix Technology Corp. personnel. Any changes will be noted in the Document History section of the report.

Audix Technology Corp.
No. 53-11, Dingfu, Linkou, Dist.,
New Taipei City244, Taiwan

Tel: +886 2 26099301
Fax: +886 2 26099303

Test Date	2019/09/19	Temp./Hum.	25°C/54%
Cable Loss	0.50dB	Test Voltage	AC 120V, 60Hz (via AC Adapter)
Mode	802.11n-HT20	Tested By	Martin Chen
Frequency	TX 2462MHz		
Simultaneous Factor10 log(n) (Note: "n" is antenna number)			3

Reference Level

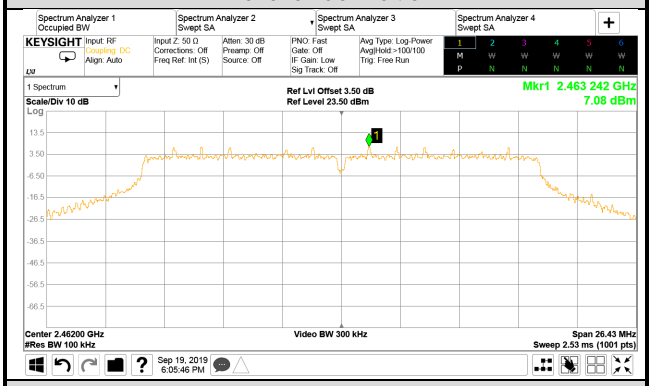

30MHz – 8GHz

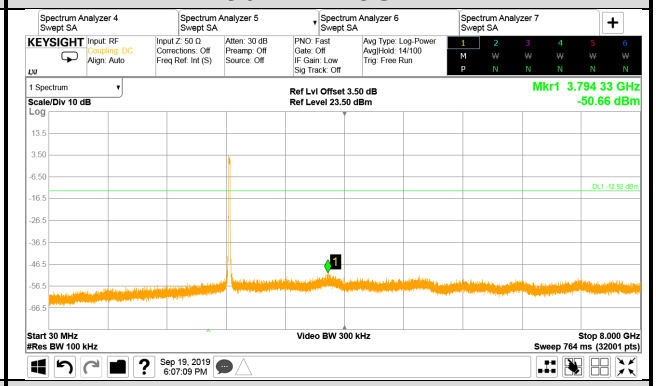

Band Edge

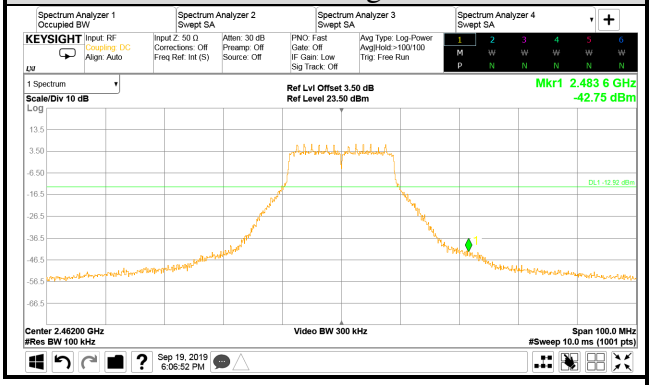

8GHz – 15GHz

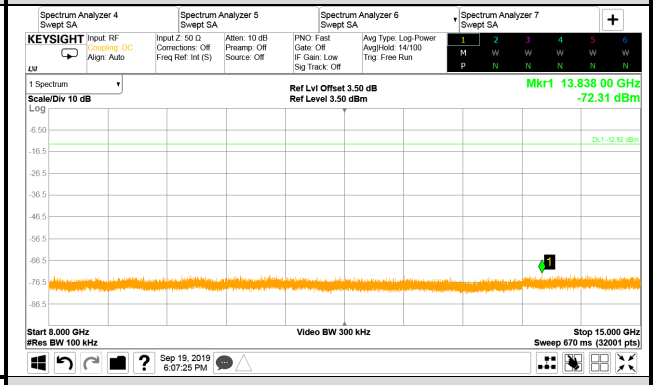

15GHz – 25GHz

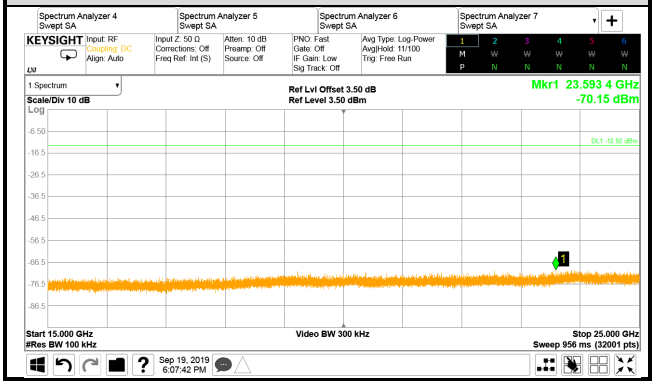

This test report may be reproduced in full only. The document may only be updated by Audix Technology Corp. personnel. Any changes will be noted in the Document History section of the report.

Audix Technology Corp.
No. 53-11, Dingfu, Linkou, Dist.,
New Taipei City244, Taiwan

Tel: +886 2 26099301
Fax: +886 2 26099303

Test Date	2019/09/19	Temp./Hum.	25°C/54%
Cable Loss	0.50dB	Test Voltage	AC 120V, 60Hz (via AC Adapter)
Mode	802.11n-HT20	Tested By	Martin Chen
Frequency	TX 2472MHz		
Simultaneous Factor10 log(n) (Note: "n" is antenna number)			3

Reference Level

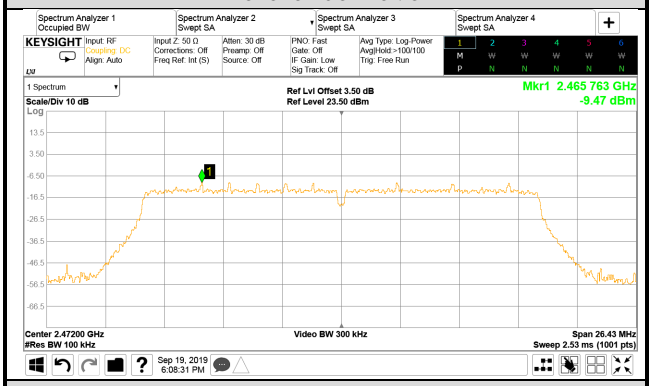

30MHz – 8GHz

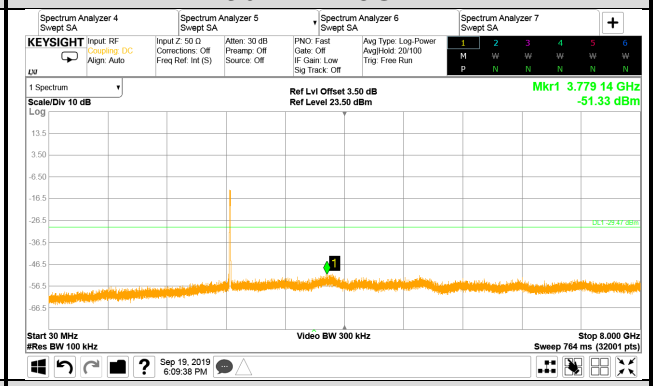

Band Edge

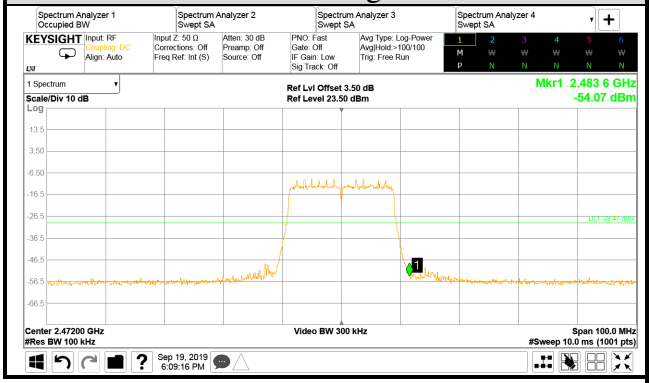

8GHz – 15GHz

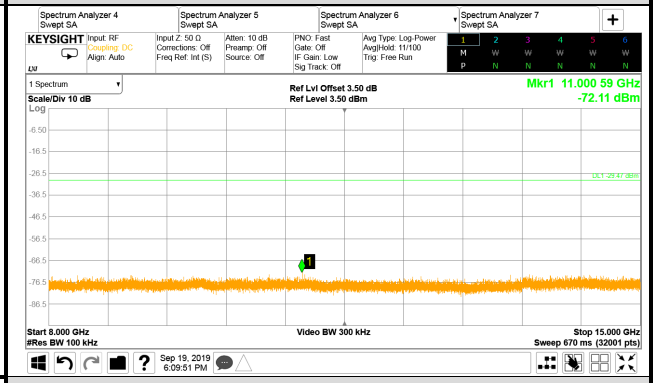

15GHz – 25GHz

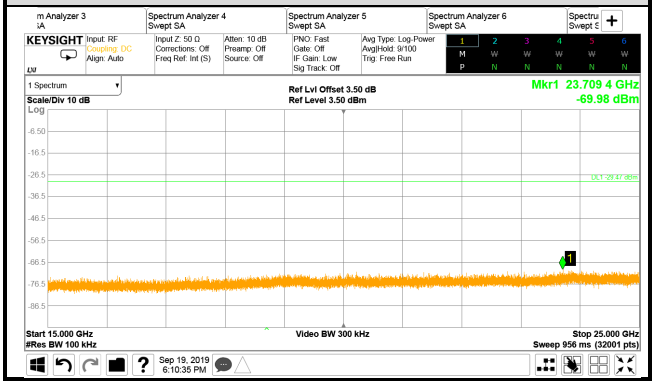

This test report may be reproduced in full only. The document may only be updated by Audix Technology Corp. personnel. Any changes will be noted in the Document History section of the report.