Audix Technology Corp.
No. 53-11, Dingfu, Linkou, Dist.,
New Taipei City244,Taiwan

Tel: +886 2 26099301
Fax: +886 2 26099303

FCC 15.407 NII
5GHz Test Report

for

LG Electronics Inc.

222, LG-ro Jinwi-myeon, Pyeongtaek-Si, Gyeonggi-Do, 451-713, Korea

Product Name	**:**	**Notebook Computer**
Model Name	**:**	**(1)15Z95N (2)15ZB95N (3)15ZD95N (4)15ZG95N (5)15ZC95N**
Brand		**LG**
FCC ID	**:**	**BEJNT-15Z95N**

Prepared by:	**:**	**AUDIX Technology Corporation, EMC Department**

Testing Laboratory
1724

The test report is based on a single evaluation of one sample of the above-mentioned products. It does not imply an assessment of the whole production and does not permit the use of the test lab logo.

This test report may be reproduced in full only. The document may only be updated by Audix Technology Corp. personnel. Any changes will be noted in the Document History section of the report.

Audix Technology Corp.
No. 53-11, Dingfu, Linkou, Dist.,
New Taipei City244,Taiwan
Tel: +886 2 26099301
Fax: +886 2 26099303

TABLE OF CONTENTS

Description Page

TEST REPORT 4
1. REVISION RECORD OF TEST REPORT 5
2. SUMMARY OF TEST RESULTS 6
3. GENERAL INFORMATION 7
3.1. Description of Application 7
3.2. Description of EUT 8
3.3. Antenna Information 9
3.4. EUT Specifications Assessed in Current Report 10
3.5. Description of Key Components 13
3.6. Test Configuration 16
3.7. Output Power Setting 23
3.8. Tested Supporting System List 26
3.9. Setup Configuration 26
3.10. Operating Condition of EUT 27
3.11. Description of Test Facility 27
3.12. Measurement Uncertainty 28
4. MEASUREMENT EQUIPMENTLIST 29
4.1. Conducted Emission Measurement 29
4.2. Radiated Emission Measurement 30
4.3. RF Conducted Measurement 30
5. CONDUCTED EMISSION 31
5.1. Block Diagram of Test Setup 31
5.2. Conducted Emission Limit 31
5.3. Test Procedure 31
5.4. Test Results 32
6. RADIATED EMISSION 33
6.1. Block Diagram of Test Setup 33
6.2. Radiated Emission Limits 35
6.3. Test Procedure 37
6.4. Measurement Result Explanation 38
6.5. Test Results 38
7. 26dB/6dB BANDWIDTH 39
7.1. Block Diagram of Test Setup 39
7.2. Specification Limits 39
7.3. Test Procedure 39
7.4. Test Results 39
8. MAXIMUM OUTPUT POWER 40
8.1. Block Diagram of Test Setup 40
8.2. Specification Limits 40
8.3. Test Procedure 41
8.4. Test Results 41
9. POWER SPECTRAL DENSITY 42
9.1. Block Diagram of Test Setup 42
9.2. Specification Limits 42

This test report may be reproduced in full only. The document may only be updated by Audix Technology Corp. personnel. Any changes will be noted in the Document History section of the report.

Audix Technology Corp.
No. 53-11, Dingfu, Linkou, Dist.,
New Taipei City244,Taiwan
Tel: +886 2 26099301
Fax: +886 2 26099303

9.3. Test Procedure 42
9.4. Test Results 42
10. FREQUENCY STABILITY 43
10.1. Block Diagram of Test Setup 43
10.2. Specification Limits 43
10.3. Test Procedure 43
10.4. Test Results 43
11. DEVIATION TO TEST SPECIFICATIONS 44

APPENDIX A TEST DATA AND PLOTS
APPENDIX B TESTPHOTOGRAPHS

This test report may be reproduced in full only. The document may only be updated by Audix Technology Corp. personnel. Any changes will be noted in the Document History section of the report.

Audix Technology Corp.
No. 53-11, Dingfu, Linkou, Dist.,
New Taipei City244,Taiwan

Tel: +886 2 26099301
Fax: +886 2 26099303

TEST REPORT

Applicant	:	LG Electronics Inc.
Manufacturer	:	LG Electronics Inc.
Factory #1	:	LG Electronics Nanjing New Technology Co., Ltd.
Factory #2	:	SEO HEUNG ELECTRONICS CO LTD
EUT Description		
(1) Product	:	Notebook Computer
(2) Model	:	(1)15Z95N (2)15ZB95N (3)15ZD95N (4)15ZG95N (5)15ZC95N
(3) Brand	:	LG
(4) Power Supply	:	DC 19V, 2.53A

Applicable Standards:

Title 47 FCC CFR Part 15 Subpart E
ANSI C63.10:2013
KDB 789033 D02 General UNII Test Procedures New Rules v02r01

Audix Technology Corp. tested the equipment mentioned in accordance with the requirements set forth in the above standards. Test results indicate that the equipment tested is capable of demonstrating compliance with the requirements as documented within this report.
Audix Technology Corp. does not assume responsibility for any conclusions and generalizations drawn from the test results with regard to other specimens and samples.

Date of Report: 2020. 10. 16

Reviewed by: Annie Yu (Annie Yu/Administrator)

Approved by: Johnny Hsueh (Johnny Hsueh/Section Manager)

This test report may be reproduced in full only. The document may only be updated by Audix Technology Corp. personnel. Any changes will be noted in the Document History section of the report.

Audix Technology Corp.
No. 53-11, Dingfu, Linkou, Dist.,
New Taipei City244,Taiwan
Tel: +886 2 26099301
Fax: +886 2 26099303

1. REVISION RECORD OF TEST REPORT

Edition No	Issued Data	Revision Summary	Report Number
0	2020. 10. 16	Original Report	EM-F200437

This test report may be reproduced in full only. The document may only be updated by Audix Technology Corp. personnel. Any changes will be noted in the Document History section of the report.

Audix Technology Corp.
No. 53-11, Dingfu, Linkou, Dist.,
New Taipei City244,Taiwan
Tel: +886 2 26099301
Fax: +886 2 26099303

2. SUMMARY OF TEST RESULTS

Rule	Description	Data Reused	Results
15.207	Conducted Emission	No	**PASS**
15.205/15.209	Radiated Band Edge and Radiated Spurious Emission	No	**PASS**
15.407(a)(5)/15.407(e)	26dB/6dBBandwidth	Yes	**PASS**
15.407(a)	Maximum Output Power	SPOT CHECK Note 2	**PASS**
15.407(b)	Conducted Band Edges	No	**N/A**
15.407(a)	Power Spectral Density	Yes	**PASS**
15.407	Frequency Stability	Yes	**PASS**
15.203	Antenna Requirement	---	**Compliance**

Note: 1. The uncertainties value is not used in determining the result.
2. This device embedded with same radio transmitter with FCC ID: BEJNT-15Z90N, grant on 11/29 2019. According to KDB 484596 D01, we did spot check for output power and all output power values keep identical thus we reuse all results.

This test report may be reproduced in full only. The document may only be updated by Audix Technology Corp. personnel. Any changes will be noted in the Document History section of the report.

Audix Technology Corp.
No. 53-11, Dingfu, Linkou, Dist.,
New Taipei City244,Taiwan
Tel: +886 2 26099301
Fax: +886 2 26099303

3. GENERAL INFORMATION

3.1. Description of Application

Applicant	LG Electronics Inc. 222, LG-ro Jinwi-myeon, Pyeongtaek-Si, Gyeonggi-Do, 451-713, Korea
Manufacturer	LG Electronics Inc. 222, LG-ro Jinwi-myeon, Pyeongtaek-Si, Gyeonggi-Do, 451-713, Korea
Factory #1	LG Electronics Nanjing New Technology Co., Ltd. No.346,Yaoxin Road, Economic & Technical Development Zone, Nanjing, China.
Factory #2	SEO HEUNG ELECTRONICS CO LTD 55 Asan valley Seo-ro, Dunpo-myeon,Asan-si, Chungcheongnam-do, 31409 Korea
Product	Notebook Computer
Model	(1)15Z95N (2)15ZB95N (3)15ZD95N (4)15ZG95N (5)15ZC95N The difference between all models is different in the sales customers.
Brand	LG

This test report may be reproduced in full only. The document may only be updated by Audix Technology Corp. personnel. Any changes will be noted in the Document History section of the report.

Audix Technology Corp.
No. 53-11, Dingfu, Linkou, Dist.,
New Taipei City244,Taiwan
Tel: +886 2 26099301
Fax: +886 2 26099303

3.2. Description of EUT

<table>
<tr><td>Test Model</td><td>15Z95N</td></tr>
<tr><td>Serial Number</td><td>N/A</td></tr>
<tr><td>Power Rating</td><td>DC 19V, 2.53A</td></tr>
<tr><td>Software Version</td><td>XY (X, Y can be 0 to 9 for different SW version not influence RF parameter)</td></tr>
<tr><td>RF Features</td><td>WLAN:802.11 a/b/g/n/ac/ax
Bluetooth: BT and BLE (BT 5.0)</td></tr>
<tr><td>Transmit Type</td><td>
<table>
<tr><th colspan="2">2.4 GHz</th></tr>
<tr><td>802.11b</td><td>1T1R</td></tr>
<tr><td>802.11g</td><td>1T1R</td></tr>
<tr><td>802.11n-HT20</td><td>2T2R</td></tr>
<tr><td>802.11n-HT40</td><td>2T2R</td></tr>
<tr><td>802.11ax-HE20</td><td>2T2R</td></tr>
<tr><td>802.11ax-HE40</td><td>2T2R</td></tr>
<tr><td>BT/BLE</td><td>1T1R</td></tr>
</table>
<table>
<tr><th colspan="2">UNII Bands</th></tr>
<tr><td>802.11a</td><td>1T1R</td></tr>
<tr><td>802.11n-HT20/802.11ac-VHT20/802.11ax-HE20</td><td>2T2R</td></tr>
<tr><td>802.11n-HT40/802.11ac-VHT40/802.11ax-HE40</td><td>2T2R</td></tr>
<tr><td>802.11ac-VHT80/802.11ax-HE80</td><td>2T2R</td></tr>
<tr><td>802.11ac-VHT160/802.11ax-HE160</td><td>2T2R</td></tr>
</table>
The MIMO is uncorrelated and supported SDM mode only.
</td></tr>
<tr><td>Device Category</td><td>☐Outdoor Access Point
☐Fixed point-to-point Access Point
☐Indoor Access Point
■Mobile and Portable client device</td></tr>
<tr><td>Test Sample</td><td>
<table>
<tr><th>Sample No.</th><th>Test Item</th><th>Firmware</th></tr>
<tr><td>-01</td><td>AC Conduction, RSE, Output Power</td><td>N/A</td></tr>
<tr><td>-02</td><td>AC Conduction</td><td>N/A</td></tr>
</table>
</td></tr>
<tr><td>Sample Status</td><td>Mass production</td></tr>
<tr><td>Date of Receipt</td><td>2020. 09. 28</td></tr>
<tr><td>Date of Test</td><td>2020. 10. 06 ~ 13</td></tr>
</table>

This test report may be reproduced in full only. The document may only be updated by Audix Technology Corp. personnel. Any changes will be noted in the Document History section of the report.

Audix Technology Corp.
No. 53-11, Dingfu, Linkou, Dist.,
New Taipei City244,Taiwan
Tel: +886 2 26099301
Fax: +886 2 26099303

Interface Ports of EUT	• One Micro SD Card Slot • One Earphone Port • Three USB 3.0 Ports • One USB Type C Port • One HDMI Port • One DC Input Port
Accessories Supplied	• AC Adapter • LAN Gender

3.3. Antenna Information

No.	Antenna Part Number	Manufacture	Antenna Type	Frequency (MHz)	Max Gain(dBi)
1.	WA-P-LBLB-04-070 (Main)	INPAQ	Mono-Pole	2400~2500	4.16
				5100-5250	1.76
				5250-5350	3.52
				5350-5750	5.27
				5750~5850	5.27
	WA-P-LBLB-04-070 (AUX)	INPAQ	Mono-Pole	2400~2500	4.54
				5100-5250	4.14
				5250-5350	4.27
				5350-5750	4.00
				5750~5850	1.63
2	L1LRF003-CS-H (Main)	LUXSHARE-ICT	Mono-Pole	2400~2500	4.4
				5150-5250	4.3
				5250-5350	4.3
				5350-5725	4.6
				5725~5850	4.3
	L1LRF003-CS-H (AUX)	LUXSHARE-ICT	Mono-Pole	2400~2500	4.5
				5150-5250	4.0
				5250-5350	4.0
				5350-5725	3.3
				5725~5850	3.0

This test report may be reproduced in full only. The document may only be updated by Audix Technology Corp. personnel. Any changes will be noted in the Document History section of the report.

Audix Technology Corp.
No. 53-11, Dingfu, Linkou, Dist.,
New Taipei City244,Taiwan
Tel: +886 2 26099301
Fax: +886 2 26099303

3.4. EUT Specifications Assessed in Current Report

Mode	Band	Fundamental Range (MHz)	Channel Number
802.11a	NII-I	5180-5240	4
	NII-2A	5260-5320	4
	NII-2C	5500-5720	12
	NII-III	5745-5825	5
802.11n-HT20/ 802.11ac-VHT20 802.11ax-HE20	NII-I	5180-5240	4
	NII-2A	5260-5320	4
	NII-2C	5500-5720	12
	NII-III	5745-5825	5
802.11n-HT40/ 802.11ac-VHT40 802.11ax-HE40	NII-I	5190-5230	2
	NII-2A	5270-5310	2
	NII-2C	5510-5710	6
	NII-III	5755-5795	2
802.11ac-VHT80 802.11ax-HE80	NII-I	5210	1
	NII-2A	5290	1
	NII-2C	5530-5690	3
	NII-III	5775	1
802.11ac-VHT160 802.11ax-HE160	NII-I	5250	1
	NII-2A		
	NII-2C	5570	1
Remark: Band NII-2A and NII-2C (DFS Function, Slave/no In service monitor, no Ad-Hoc mode)			

Mode	Modulation	Data Rate (Mbps)
802.11a	OFDM (BPSK/QPSK/16QAM/64QAM)	Up to 54
802.11n-HT20	OFDM (BPSK/QPSK/16QAM/64QAM)	Up to 144.4
802.11n-HT40		Up to 300
802.11ac-VHT20	OFDM (BPSK/QPSK/16QAM/64QAM/256QAM)	Up to 173.3
802.11ac-VHT40		Up to 400
802.11ac-VHT80		Up to 866.7
802.11ac-VHT160		Up to 1733.3
802.11ax-HE20	OFDMA (BPSK/ QPSK/ 16QAM/ 64QAM/ 256QAM/1024QAM)	Up to 287
802.11ax-HE40		Up to 574
802.11ax-HE80		Up to 1201
802.11ax-HE160		Up to 2402

This test report may be reproduced in full only. The document may only be updated by Audix Technology Corp. personnel. Any changes will be noted in the Document History section of the report.

Audix Technology Corp.
No. 53-11, Dingfu, Linkou, Dist.,
New Taipei City244,Taiwan
Tel: +886 2 26099301
Fax: +886 2 26099303

Channel List					
802.11a/802.11n-HT20/802.11ac-VHT20/802.11ax-HE20					
Band	Channel Number	Frequency (MHz)	Band	Channel Number	Frequency (MHz)
NII-I	36	5180	NII-2C	120	5600
	40	5200		124	5620
	44	5220		128	5640
	48	5240		132	5660
NII-2A	52	5260		136	5680
	56	5280		140	5700
	60	5300		144	5720
	64	5320	NII-III	149	5745
NII-2C	100	5500		153	5765
	104	5520		157	5785
	108	5540		161	5805
	112	5560		165	5825
	116	5580			

Channel List					
802.11n-HT40/802.11ac-VHT40/802.11ax-HE40					
Band	Channel Number	Frequency (MHz)	Band	Channel Number	Frequency (MHz)
NII-I	38	5190	NII-2C	118	5590
	46	5230		126	5630
NII-2A	54	5270		134	5670
	62	5310		142	5710
NII-2C	102	5510	NII-III	151	5755
	110	5550		159	5795

This test report may be reproduced in full only. The document may only be updated by Audix Technology Corp. personnel. Any changes will be noted in the Document History section of the report.

Audix Technology Corp.
No. 53-11, Dingfu, Linkou, Dist.,
New Taipei City244,Taiwan
Tel: +886 2 26099301
Fax: +886 2 26099303

Channel List					
802.11ac-VHT80/802.11ax-HE80					
Band	Channel Number	Frequency (MHz)	Band	Channel Number	Frequency (MHz)
NII-I	42	5210	NII-2C	138	5690
NII-2A	58	5290	NII-III	155	5775
NII-2C	106	5530			
	122	5610			

Channel List					
802.11ac-VHT160/802.11ax-HE160					
UNII Band	Channel Number	Frequency (MHz)	UNII Band	Channel Number	Frequency (MHz)
NII-I	50	5250	NII-2C	114	5570
NII-2A					

Note: Test modes are presented at section 3.7.

This test report may be reproduced in full only. The document may only be updated by Audix Technology Corp. personnel. Any changes will be noted in the Document History section of the report.

Audix Technology Corp.
No. 53-11, Dingfu, Linkou, Dist.,
New Taipei City244,Taiwan
Tel: +886 2 26099301
Fax: +886 2 26099303

3.5. Description of Key Components

3.5.1. For the All Component Lists

Item	Supplier	Model / Type	Character
System	Microsoft	Win10 Home	---
		Win10 Pro	---
Main Board	LG	1XZ95N MAIN B/D PCB	Manufacturer: #1 Hannstar Board Tech(Jiang Yin) Corp.,Ltd. #2 Elec & Eltek Company (MCO) Limited.
WLAN SUB Board	LG	15Z95N WLAN SUB B/D	Manufacturer: #1 Hannstar Board Tech(Jiang Yin) Corp.,Ltd. #2 Elec & Eltek Company (MCO) Limited.
Intel CPU (Socket: FCBGA1449)	Intel	i7-1165G7	2.80GHz
	Intel	i5-1135G7	2.4GHz
	Intel	i3-1115G4	3.00GHz
15.6” LCD Panel	LG Display	LP156WFD(SP)(Y1)	Resolution: 1920 x 1080, 60Hz FHD IPS (Touch)
	LG Display	LP156WFC(SP)(Y1)	Resolution: 1920 x 1080, 60Hz FHD IPS (Normal Non touch)
	LG Display	LP156WF9(SP)(N1)	Resolution: 1920 x 1080, 60Hz FHD IPS (Normal Non touch)
Storage (SSD)	SK hynix	HFS256GD9TNG-L2A0A	256GB (M.2)
		HFS512GD9TNG-L2A0A	512GB (M.2)
		HFS001TD9TNG-L2A0A	1TB (M.2)
	Samsung	MZ-VLB256B	256GB (M.2)
		MZ-VLB512B	512GB (M.2)
		MZ-VLB1T0B	1TB(M.2)
		MZ-NLN128C	128GB (M.2)
	Samsung	MZ-NLH1280	128GB
Memory (RAM)	Samsung	---	16GB LPDDR4x(On Board)
	Samsung	---	8GB LPDDR4x(On Board)
	SK Hynix	---	16GB LPDDR4x(On Board)
	SK Hynix	---	8GB LPDDR4x(On Board)
Battery Pack	LG	LBV7227E	80Wh, DC 7.74V, 80Wh Typ 10336mAh
WLAN Combo Card	Intel	AX201D2W	WLAN and BT, 2x2 CNVi 1216 FCC ID: PD9AX201NG IC: 1000M-AX201NG NCC ID: CCAH18LP3410T5
WLAN Combo Antenna	LG (INPAQ)	WA-P-LBLB-04-070	PCB, Mono-pole Type Main: Black, Aux: Gray
	LG (LUXSHARE-ICT)	L1LRF003-CS-H	PCB, Mono-pole Typ Main: Black, Aux: Gray

This test report may be reproduced in full only. The document may only be updated by Audix Technology Corp. personnel. Any changes will be noted in the Document History section of the report.

Audix Technology Corp.
No. 53-11, Dingfu, Linkou, Dist.,
New Taipei City244,Taiwan
Tel: +886 2 26099301
Fax: +886 2 26099303

Item	Supplier	Model / Type	Character
Keyboard	TIC	KT01-18B9	P/N: KT01-18B9BS03USRA000 (White KBD)
		KT01-18B9	P/N: KT01-18B9AS03USRA000 (Black KBD)
	LITE ON	SN3870BL	P/N: SG-90930-XUA (White KBD)
		SN3870BL	P/N: SG-90920-XUA (Black KBD)
Web Camera	Chicony	CKFIH2821005290LH	With two microphones
		CKFIH28-121005290LH	With One microphone
	Luxvisions	7BF109N2DC	With two microphones
		7BF109N2C	With One microphone
LAN Gender (Type C to LAN)	SUZHOU MEC ELECTRONICS	80-5946-111	(White) 10/100 Megabit Ethernet
		80-5946-101	(Black) 10/100 Megabit Ethernet
	Type C to LAN: Shielded, Undetached, 0.12m		
	ARIN TECH CO. LTD	GD-08MF-36-WH-LP10	(White) 10/100 Megabit Ethernet
		GD-08MF-36-BK-LP11	(Black) 10/100 Megabit Ethernet
	Type C to LAN: Shielded, Undetached, 0.12m		
AC Adapter (48W)	LG (HONOR)	ADS-48MS-19-2 19048E	I/P: AC 100-240V, 50-60Hz, 1.5A, O/P: DC 19V, 2.53A
	DC Power Cord: Non-Shielded, Undetached, 1.5m AC Power Cord: Non-Shielded, Detached, 1.0m (2C) (For Other Countries) AC Power Cord: Non-Shielded, Detached, 1.55m (2C) (For US, Canada, Mexico)		

Remark: For more detailed features description, please refer to the manufacturer's specifications or the user manual.

This test report may be reproduced in full only. The document may only be updated by Audix Technology Corp. personnel. Any changes will be noted in the Document History section of the report.

Audix Technology Corp.
No. 53-11, Dingfu, Linkou, Dist.,
New Taipei City244,Taiwan
Tel: +886 2 26099301
Fax: +886 2 26099303

3.5.2. The EUT collocates with following worst components, which are used to establish a basic configuration of system during test:

SKU (Mode) 1 ~ 2			**1**	**2**
Main Board		LG, 1XZ95N MAIN B/D PCB	V	V
WLAN SUB Board		LG, 15Z95N WLAN SUB B/D	V	V
CPU		Intel, i7-1165G7	V	
		Intel, i3-1115G4		V
15.6” LCD Panel		LG Display, LP156WFD(SP)(Y1) (Touch)	V	
		LG Display, LP156WFC(SP)(Y1) (Normal Non touch)		V
Storage (SSD)		Samsung, 1TB *1	V	
		SK Hynix, 256GB *1	V	V
		Samsung, 128GB *1		V
Memory (RAM)		SK Hynix, 16GB	V	
		SAMSUNG, 16GB		V
Battery Pack		LG, LBV7227E	V	V
WLAN Combo Card		Intel, AX201D2W	V	V
WLAN Combo Antenna		LG (INPAQ), WA-P-LBLB-04-070	V	
		LG (LUXSHARE-ICT), L1LRF003-CS-H		V
Keyboard		TIC, KT01-18B9 (Black KBD)	V	
		LITE ON, SN3870BL (White KBD)		V
Web Camera		Chicony, CKFIH2821005290LH	V	
		Luxvisions, 7BF109N2DC		V
Type C	Link to LAN Gender	ARIN TECH CO. LTD, GD-08MF-36-BK-LP11 (Black)	V	
		SUZHOU MEC ELECTRONICS, 80-5946-111 (White)		V
HDMI	3840 x 2160, 30Hz (“H” Pattern) (WLAN 2.4G+BT)		V	
	3840 x 2160, 30Hz (“H” Pattern) (WLAN 5G)			V
AC Adapter		LG (HONOR), ADS-48MS-19-2 19048E	V	V

This test report may be reproduced in full only. The document may only be updated by Audix Technology Corp. personnel. Any changes will be noted in the Document History section of the report.

Audix Technology Corp.
No. 53-11, Dingfu, Linkou, Dist.,
New Taipei City244,Taiwan

Tel: +886 2 26099301
Fax: +886 2 26099303

3.6. Test Configuration

Mode	TX_{on} (ms)	1/ TX_{on} (kHz)	Duty Cycle (x)	Duty Cycle Factor [10log(1/x)] (dB)
802.11a	2.076	0.482	0.975	N/A
802.11n-HT20	3.940	0.254	0.983	N/A
802.11n-HT40	3.933	0.254	0.975	N/A
802.11ac-VHT80	3.920	0.255	0.975	N/A
802.11ac-VHT160	3.960	0.253	0.980	N/A
802.11ax-HE20	3.940	0.254	0.983	N/A
802.11ax-HE40	3.920	0.255	0.971	N/A
802.11ax-HE80	3.890	0.257	0.973	N/A
802.11ax-HE160	3.960	0.253	0.983	N/A

Note: When duty cycle is less than 98% (0.98) that duty cycle factor 10log(1/x) is needed to add in conducted test items measured in average detector.

Mode	TX_{on} (ms)	$T_{on}+T_{off}$(ms)
802.11a		
802.11n-HT20	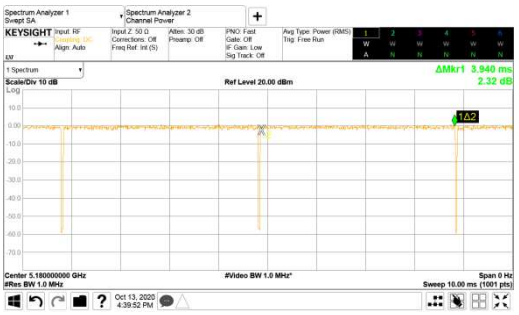	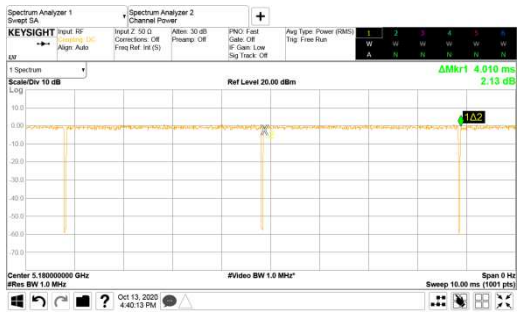
802.11n-HT40	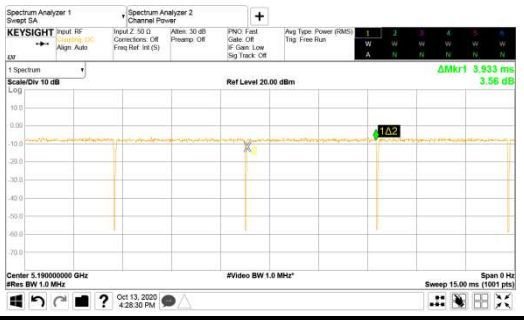	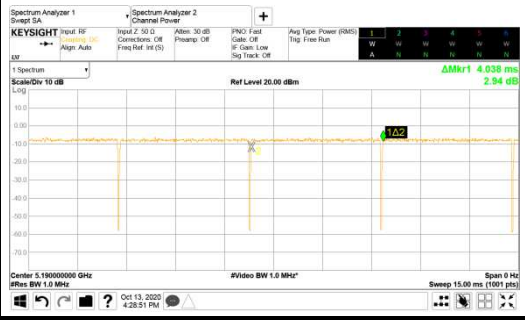

This test report may be reproduced in full only. The document may only be updated by Audix Technology Corp. personnel. Any changes will be noted in the Document History section of the report.

Audix Technology Corp.
No. 53-11, Dingfu, Linkou, Dist.,
New Taipei City244,Taiwan

Tel: +886 2 26099301
Fax: +886 2 26099303

Mode	TX_{on} (ms)	$T_{on}+T_{off}$(ms)
802.11ac-VHT80	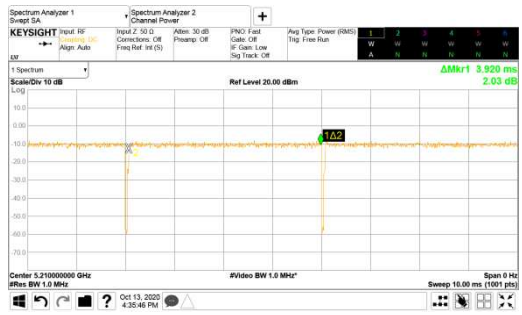	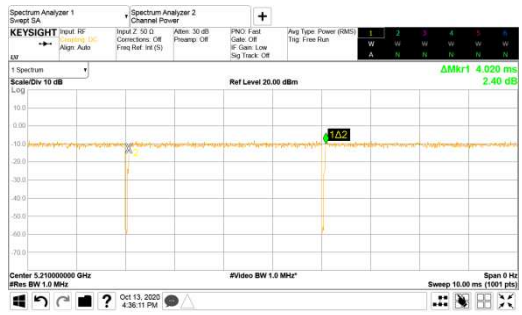
802.11ac-VHT160	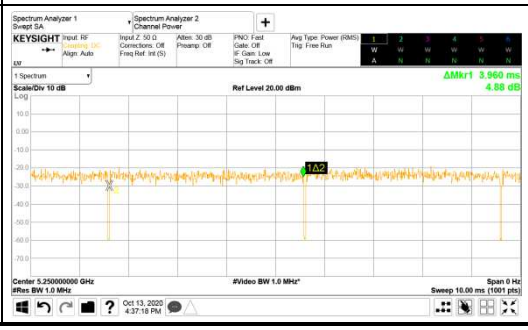	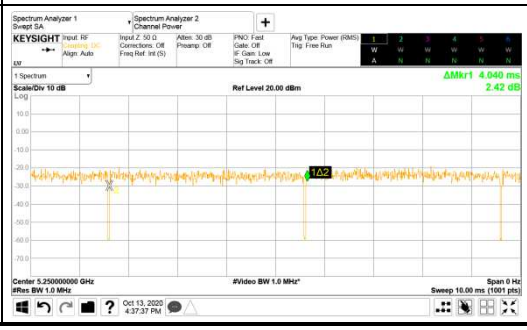

Mode	TX_{on} (ms)	$T_{on}+T_{off}$(ms)
802.11ax-HE20	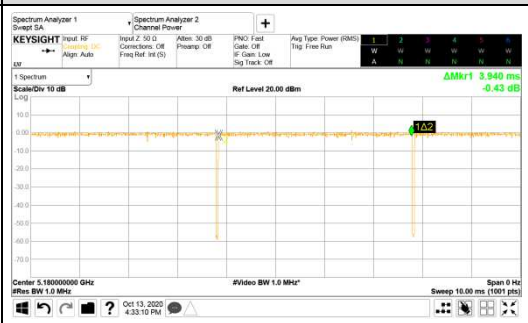	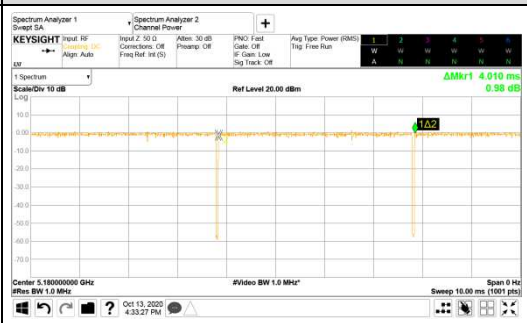
802.11ax-HE40	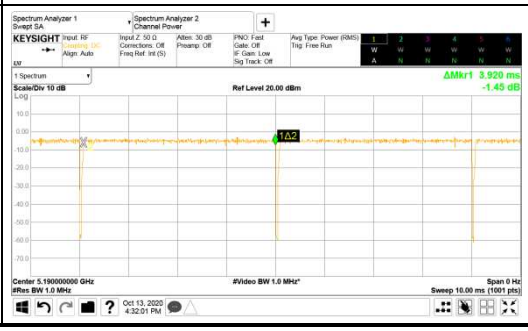	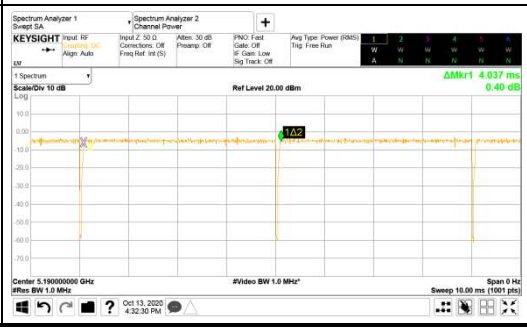

This test report may be reproduced in full only. The document may only be updated by Audix Technology Corp. personnel. Any changes will be noted in the Document History section of the report.

Audix Technology Corp.
No. 53-11, Dingfu, Linkou, Dist.,
New Taipei City244,Taiwan

Tel: +886 2 26099301
Fax: +886 2 26099303

Mode	TX_{on} (ms)	$T_{on}+T_{off}$(ms)
802.11ax-HE80	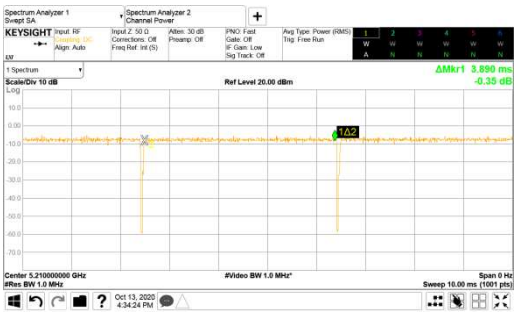	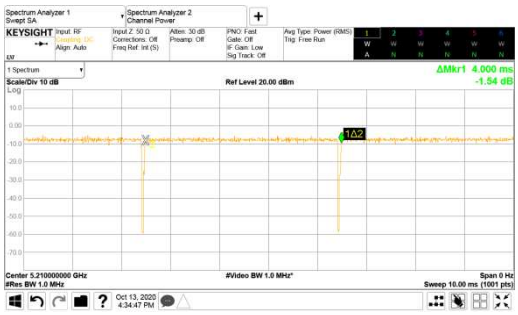
802.11ax-HE160	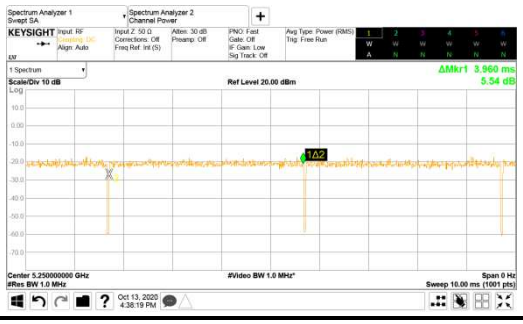	

This test report may be reproduced in full only. The document may only be updated by Audix Technology Corp. personnel. Any changes will be noted in the Document History section of the report.

Audix Technology Corp.
No. 53-11, Dingfu, Linkou, Dist.,
New Taipei City244,Taiwan
Tel: +886 2 26099301
Fax: +886 2 26099303

AC Conduction	
SKU #1	Normal operation (with INPAQ Antenna)
SKU #2	Normal operation (with LUXSHARE-ICT Antenna)

Item			Mode	Data Rate	Test Channel
Radiated Test Case	SKU#1	Radiated Band Edge Note1 & 3	802.11a	6 Mbps	36/64/100/140/144/149/165
			802.11n-HT20	MCS8	36/64/100/140/144/149/165
			802.11n-HT40	MCS8	38/62/102/134/142/151/159
			802.11ac-VHT80	MCS0	42/58/106/122/138/155
			802.11ac-VHT160	MCS0	50/114
			802.11ax-HE20	HE0	36/64/100/140/144/149/165
			802.11ax-HE40	HE0	38/62/102/134/142/151/159
			802.11ax-HE80	HE0	42/58/106/122/138/155
			802.11ax-HE160	HE0	50/114
		Radiated Spurious Emission Note 1 & 2 & 3	802.11a	6 Mbps	48/52/116/144/149
			802.11n-HT20	MCS8	48/52/116/144/157
			802.11n-HT40	MCS8	46/54/134/142/159
			802.11ac-VHT80	MCS0	42/58/122/138/155
			802.11ac-VHT160	MCS0	50/114
			802.11ax-HE20	HE0	48/52/116/144/157
			802.11ax-HE40	HE0	46/54/134/142/159
			802.11ax-HE80	HE0	42/58/122/138/155
			802.11ax-HE160	HE0	50/114

Item			Mode	Data Rate	RU Configuration	Test Channel
Radiated Test Case	SKU#1	Radiated Band Edge Note1 & 3	802.11ax-HE20	HE0	26/0	36/100/149
					52/37	
					106/53	
				HE0	26/8	64/140/165
					52/40	
					106/54	
			802.11ax-HE40	HE0	242/61	38/102/151
				HE0	242/62	62/134/159
			802.11ax-HE80	HE0	484/65	42/106/155
				HE0	484/66	58/122/155
			802.11ax-HE160	HE0	996/67	50/114
				HE0	996/S67	50/114
				HE0	996/S67	50/114

This test report may be reproduced in full only. The document may only be updated by Audix Technology Corp. personnel. Any changes will be noted in the Document History section of the report.

Audix Technology Corp.
No. 53-11, Dingfu, Linkou, Dist.,
New Taipei City244,Taiwan
Tel: +886 2 26099301
Fax: +886 2 26099303

Item		Mode	Data Rate	Test Channel
Conducted Test Case	26dB/6dB Bandwidth **(Data Reused)**	802.11a	6 Mbps	36/40/48/52/60/64/100/116/140/144/149/157/165
		802.11n-HT20	MCS8	36/40/48/52/60/64/100/116/140/144/149/157/165
		802.11n-HT40	MCS8	38/46/54/62/102/110/134/142/151/159
		802.11ac-VHT80	MCS0	42/58/106/122/138/155
		802.11ac-VHT160	MCS0	50/114
		802.11ax-HE20	HE0	36/40/48/52/60/64/100/116/140/144/149/157/165
		802.11ax-HE40	HE0	38/46/54/62/102/110/134/142/151/159
		802.11ax-HE80	HE0	42/58/106/122/138/155
		802.11ax-HE160	HE0	50/114
	Maximum output power **(SPOT Check)**	802.11a	6 Mbps	36/40/48/52/60/64/100/116/140/144/149/157/165
		802.11n-HT20	MCS8	36/40/48/52/60/64/100/116/140/144/149/157/165
		802.11n-HT40	MCS8	38/46/54/62/102/110/134/142/151/159
		802.11ac-VHT80	MCS0	42/58/106/122/138/155
		802.11ac-VHT160	MCS0	50/114
		802.11ax-HE20	HE0	36/40/48/52/60/64/100/116/140/144/149/157/165
		802.11ax-HE40	HE0	38/46/54/62/102/110/134/142/151/159
		802.11ax-HE80	HE0	42/58/106/122/138/155
		802.11ax-HE160	HE0	50/114
	Power spectral density **(Data Reused)**	802.11a	6 Mbps	36/40/48/52/60/64/100/116/140/144/149/157/165
		802.11n-HT20	MCS8	36/40/48/52/60/64/100/116/140/144/149/157/165
		802.11n-HT40	MCS8	38/46/54/62/102/110/134/142/151/159
		802.11ac-VHT80	MCS0	42/58/106/122/138/155
		802.11ac-VHT160	MCS0	50/114
		802.11ax-HE20	HE0	36/40/48/52/60/64/100/116/140/144/149/157/165
		802.11ax-HE40	HE0	38/46/54/62/102/110/134/142/151/159
		802.11ax-HE80	HE0	42/58/106/122/138/155
		802.11ax-HE160	HE0	50/114

This test report may be reproduced in full only. The document may only be updated by Audix Technology Corp. personnel. Any changes will be noted in the Document History section of the report.

Audix Technology Corp.
No. 53-11, Dingfu, Linkou, Dist.,
New Taipei City244,Taiwan
Tel: +886 2 26099301
Fax: +886 2 26099303

Item		Mode	Data Rate	RU Configuration	Test Channel
Conducted Test Case	26dB/6dB Bandwidth **(Data Reused)**	802.11ax-HE20	HE0	26/0	36/100/149
				52/37	
				106/53	
			HE0	26/8	64/140/165
				52/40	
				106/54	
		802.11ax-HE40	HE0	242/61	38/102/151
			HE0	242/62	62/134/159
		802.11ax-HE80	HE0	484/65	42/106/155
			HE0	484/66	58/122/155
		802.11ax-HE160	HE0	996/67	50/114
			HE0	996/S67	50/114
Conducted Test Case	Maximum output power **(SPOT Check)**	802.11ax-HE20	HE0	26/0	36/100/149
				52/37	
				106/53	
			HE0	26/8	64/140/165
				52/40	
				106/5	
		802.11ax-HE40	HE0	242/61	38/102/151
			HE0	242/62	62/134/159
		802.11ax-HE80	HE0	484/65	42/106/155
			HE0	484/66	58/122/155
		802.11ax-HE160	HE0	996/67	50/114
			HE0	996/S67	50/114

This test report may be reproduced in full only. The document may only be updated by Audix Technology Corp. personnel. Any changes will be noted in the Document History section of the report.

Audix Technology Corp.
No. 53-11, Dingfu, Linkou, Dist.,
New Taipei City244,Taiwan
Tel: +886 2 26099301
Fax: +886 2 26099303

Item		Mode	Data Rate	RU Configuration	Test Channel
Conducted Test Case	Power spectral density **(Data Reused)**	802.11ax-HE20	HE0	26/0	36/100/149
				52/37	
				106/53	
			HE0	26/8	64/140/165
				52/40	
				106/54	
		802.11ax-HE40	HE0	242/61	38/102/151
			HE0	242/62	62/134/159
		802.11ax-HE80	HE0	484/65	42/106/155
			HE0	484/66	58/122/155
		802.11ax-HE160	HE0	996/67	50/114
			HE0	996/S67	50/114

Note 1: ☐Mobile Device
■Portable Device, and 3 axis were assessed. The worst scenario for Radiated Spurious Emission as follow: ■Lie☐Side ☐Stand

Note 2: Low, mid, and high channels were measured, only the worst channel of each modulation was presented in this report.

Note 3: Both of the antennas are the same type, and we presented the worst case in the report. The max-gain condition with SISO (main port) and MIMO is SKU 1. The MIMO is uncorrelated and supported SDM mode only.

Note 4: The modulation and bandwidth are similar for 802.11n mode for HT20/HT40 and 802.11ac mode for VHT20/VHT40, therefore investigated worst case to representative mode in the test report.

Note 5: The data rates were selected based on preliminary testing that identified rate as the worst case for output power.

This test report may be reproduced in full only. The document may only be updated by Audix Technology Corp. personnel. Any changes will be noted in the Document History section of the report.

Audix Technology Corp.
No. 53-11, Dingfu, Linkou, Dist.,
New Taipei City244,Taiwan
Tel: +886 2 26099301
Fax: +886 2 26099303

3.7. Output Power Setting

SPOT CHECK

Mode	Band	Centre Frequency (MHz)	Power Setting	
			Chain 0 (AUX)	Chain 1 (Main)
802.11a	NII-I	5180	18	18
		5200	18.75	18.75
		5240	19.75	19.75
	NII-2A	5260	19.75	19.75
		5300	18.5	18.5
		5320	17.5	18
	NII-2C	5500	18.00	18.25
		5580	19.75	20
		5700	17.5	18.00
		5720	19.75	19.5
	NII-III	5745	19.75	20
		5785	19.75	20
		5825	19.5	19.75

Mode	Band	Centre Frequency (MHz)	Power Setting	Mode	Band	Centre Frequency (MHz)	Power Setting
802.11n-HT20	NII-I	5180	15	802.11ax-HE20	NII-I	5180	15
		5200	15.75			5200	15.75
		5240	17.			5240	17
	NII-2A	5260	17		NII-2A	5260	17
		5300	15.5			5300	15.5
		5320	14.5			5320	14.5
	NII-2C	5500	15		NII-2C	5500	15
		5580	17			5580	17
		5700	14			5700	14
		5720	16.75			5720	16.75
	NII-III	5745	16.75		NII-III	5745	16.75
		5785	16.75			5785	16.75
		5825	16.75			5825	16.75

This test report may be reproduced in full only. The document may only be updated by Audix Technology Corp. personnel. Any changes will be noted in the Document History section of the report.

Audix Technology Corp.
No. 53-11, Dingfu, Linkou, Dist.,
New Taipei City244,Taiwan
Tel: +886 2 26099301
Fax: +886 2 26099303

Mode	Band	Centre Frequency (MHz)	Power Setting	Mode	Band	Centre Frequency (MHz)	Power Setting
802.11n-HT40	NII-I	5190	15	802.11ax-HE40	NII-I	5190	15
		5230	16.75			5230	16.75
	NII-2A	5270	15.75		NII-2A	5270	15.75
		5310	13.5			5310	13.5
	NII-2C	5510	14		NII-2C	5510	14
		5550	15			5550	15
		5670	16.5			5670	16.5
		5710	17			5710	17
	NII-III	5755	17		NII-III	5755	17
		5795	17			5795	17

Mode	Band	Centre Frequency (MHz)	Power Setting	Mode	Band	Centre Frequency (MHz)	Power Setting
802.11 ac-VT80	NII-I	5210	14.75	802.11ax-HE80	NII-I	5210	14.75
	NII-2A	5290	13.75		NII-2A	5290	13.75
	NII-2C	5530	15		NII-2C	5530	15
		5610	17			5610	17
		5690	17			5690	17
	NII-III	5775	15.5		NII-III	5775	15.5

Mode	Band	Centre Frequency (MHz)	Power Setting	Mode	Band	Centre Frequency (MHz)	Power Setting
802.11 ac-VT160	NII-I /NII-2A	5250	10.5	802.11ax-HE160	NII-I /NII-2A	5250	10.5
	NII-2C	5570	10.25		NII-2C	5570	10.25

This test report may be reproduced in full only. The document may only be updated by Audix Technology Corp. personnel. Any changes will be noted in the Document History section of the report.

Audix Technology Corp.
No. 53-11, Dingfu, Linkou, Dist.,
New Taipei City244,Taiwan
Tel: +886 2 26099301
Fax: +886 2 26099303

Mode	Band	Centre Frequency (MHz)	RU Configuration	Power Setting
802.11ax-HE20	NII-I	5180	26/0	11
			52/37	13
			106/53	15
	NII-2A	5320	26/8	11
			52/40	11
			106/54	14.5
	NII-2C	5500	26/0	11
			52/37	14
			106/53	15
		5700	26/8	11
			52/40	12
			106/54	13.5
	NII-III	5745	26/0	11
			52/37	14
			106/53	16.75
		5825	26/8	16.75
			52/40	16.75
			106/54	16.75
802.11ax-HE40	NII-I	5190	242/61	15
	NII-2A	5310	242/62	13.5
	NII-2C	5510	242/61	14
		5670	242/62	16.5
	NII-III	5755	242/61	16.5
		5795	242/62	16.5
802.11ax-HE80	NII-I	5210	484/65	14.75
	NII-2A	5290	484/66	12.25
	NII-2C	5530	484/65	14
		5610	484/66	16.5
	NII-III	5775	484/65	15.5
			484/66	15.5
802.11ax-HE160	NII-I/ NII-2A	5250	996/67	10.5
			996/S67	10.5
	NII-2C	5570	996/67	10.25
			996/S67	10.25

This test report may be reproduced in full only. The document may only be updated by Audix Technology Corp. personnel. Any changes will be noted in the Document History section of the report.

Audix Technology Corp.
No. 53-11, Dingfu, Linkou, Dist.,
New Taipei City244,Taiwan
Tel: +886 2 26099301
Fax: +886 2 26099303

3.8. Tested Supporting System List

3.8.1. Support Peripheral Unit

No.	Product	Brand	Model No.	Serial No.	Approval
1.	LCD Monitor	DELL	U2718Qb	N/A	N/A
2.	USB Mouse	LENOVO	SM-8823	8SSM50L24506A VLC99H049R	FCC By DoC
3.	Earphone	APPLE	N/A	N/A	N/A
4.	SD Card	ADATA	MicroSDHC Card	N/A	N/A
Partner System					
5.	AP Server	ASUS	RT-AX88U	N/A	FCC ID: MSQ-RTAXHP00 IC: 3568A-RTAXHP00

3.8.2. Cable Lists

No.	Cable Description Of The Above Support Units
1.	HDMI Cable: Shielded, Detachable, 1.8m AC Power Cord: Unshielded, Detachable, 1.8m
2.	USB Cable: Unshielded, Undetachable, 1.8m
3.	Earphone Cable: Unshielded, Undetachable, 0.9m
4.	N/A
5.	AC adapter: M/N:WA-30B12, Cable: Unshielded, Detachable, 1.2m LAN cable: Unshielded, Detachable,3.0m
6.	LAN cable: Unshielded, Detachable, 1.8m

3.9. Setup Configuration

3.9.1. EUT Configuration for Power Line & Radiated Emission

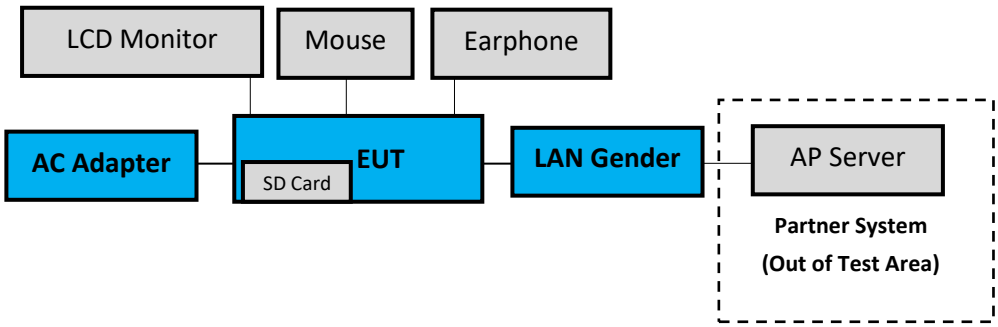

3.9.2. EUT Configuration for RF Conducted Test Items

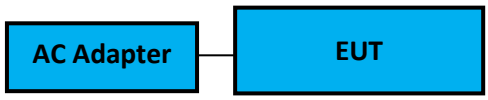

This test report may be reproduced in full only. The document may only be updated by Audix Technology Corp. personnel. Any changes will be noted in the Document History section of the report.

Audix Technology Corp.
No. 53-11, Dingfu, Linkou, Dist.,
New Taipei City244,Taiwan
Tel: +886 2 26099301
Fax: +886 2 26099303

3.10.Operating Condition of EUT

Test program "DRTU" is used for enabling EUT WLAN function under continues transmitting and choosing data rate/ channel.
[Chain 0 is aux port (A Button in DRTU) Chain 1 is main port (B Button in DRTU)].

3.11.Description of Test Facility

Name of Test Firm	Audix Technology Corporation / EMC Department No. 53-11, Dingfu, Linkou Dist., New Taipei City 244, Taiwan Tel: +886-2-26092133 Fax: +886-2-26099303 Website : www.audixtech.com Contact e-mail: attemc_report@audixtech.com
Accreditations	The laboratory is accredited by following organizations under ISO/IEC 17025:2017 (1) NVLAP(USA) NVLAP Lab Code 200077-0 (2) TAF(Taiwan) No. 1724
Test Facilities	FCC OET Designation Number under APEC MRA by NCC is : TW1724 ISED CAB Identifier Number under APEC TEL MRA by NCC is TW1724 (1) No.8 Shielded Room (2) No.1 3m Semi Anechoic Chamber

This test report may be reproduced in full only. The document may only be updated by Audix Technology Corp. personnel. Any changes will be noted in the Document History section of the report.

Audix Technology Corp.
No. 53-11, Dingfu, Linkou, Dist.,
New Taipei City244,Taiwan
Tel: +886 2 26099301
Fax: +886 2 26099303

3.12.Measurement Uncertainty

Test Items/Facilities			Frequency Range	Uncertainty
Conduction Test			9kHz-150kHz	±3.7dB
			150kHz-30MHz	±3.5dB
Radiation Test	☒	No.1 3m Semi Anechoic Chamber	30MHz-200MHz, 3m, Horizontal	±4.1dB
			200MHz-1000MHz, 3m, Horizontal	±3.9dB
			30MHz-200MHz, 3m, Vertical	±4.2dB
			200MHz-1000MHz, 3m, Vertical	±4.1dB
			1GHz-6GHz, 3m	±4.2dB
			6GHz-18GHz, 3m	±4.6dB
	☐	No.3 3m Semi Anechoic Chamber	30MHz-200MHz, 3m, Horizontal	±3.9dB
			200MHz-1000MHz, 3m, Horizontal	±3.9dB
			30MHz-200MHz, 3m, Vertical	±4.4dB
			200MHz-1000MHz, 3m, Vertical	±4.1dB
	☐	No.4 3m Semi Anechoic Chamber	30MHz-200MHz, 3m, Horizontal	±4.3dB
			200MHz-1000MHz, 3m, Horizontal	±4.0dB
			30MHz-200MHz, 3m, Vertical	±4.3dB
			200MHz-1000MHz, 3m, Vertical	±4.4dB
			1GHz-6GHz, 3m	±4.5dB
			6GHz-18GHz, 3m	±4.6dB
	☐	No.5 3m Semi Anechoic Chamber	30MHz-200MHz, 3m, Horizontal	±4.0dB
			200MHz-1000MHz, 3m, Horizontal	±3.9dB
			30MHz-200MHz, 3m, Vertical	±4.2dB
			200MHz-1000MHz, 3m, Vertical	±4.3dB
			1GHz-6GHz, 3m	±4.3dB
			6GHz-18GHz, 3m	±4.7dB
	☐	Fully Anechoic Chamber	30MHz~1000MHz	±4.7dB
			1GHz~18GHz	±5.3dB

Remark：Uncertainty = $ku_c(y)$

Test Items	Uncertainty
Emission Bandwidth	± 0.2kHz
Maximum output power	± 0.33dB
Power spectral density	± 0.13dB

This test report may be reproduced in full only. The document may only be updated by Audix Technology Corp. personnel. Any changes will be noted in the Document History section of the report.

Audix Technology Corp.
No. 53-11, Dingfu, Linkou, Dist.,
New Taipei City244,Taiwan
Tel: +886 2 26099301
Fax: +886 2 26099303

4. MEASUREMENT EQUIPMENTLIST

4.1. Conducted Emission Measurement

Item	Type	Manufacturer	Model No.	Serial No.	Cal. Date	Cal. Interval
1.	Test Receiver	R&S	ESR3	101774	2020. 02. 04	1 Year
2.	A.M.N.	R&S	ENV4200	100169	2019. 11. 13	1 Year
3.	L.I.S.N.	Kyoritsu	KNW-407	8-855-9	2019. 12. 10	1 Year
4.	Pulse Limiter	R&S	ESH3-Z2	100354	2020. 01. 05	1 Year
5.	Digital Thermo-Hygro Meter	iMax	HTC-1	No.8 S/R	2020. 04. 17	1 Year
6.	Coaxial Cable	Yeida	RG/58AU	CE-08	2020. 09. 19	1 Year
7.	Test Software	Audix	e3	V6.120619c	N.C.R.	N.C.R.

This test report may be reproduced in full only. The document may only be updated by Audix Technology Corp. personnel. Any changes will be noted in the Document History section of the report.

Audix Technology Corp.
No. 53-11, Dingfu, Linkou, Dist.,
New Taipei City244,Taiwan
Tel: +886 2 26099301
Fax: +886 2 26099303

4.2. Radiated Emission Measurement

Item	Type	Manufacturer	Model No.	Serial No.	Cal. Date	Cal. Interval
1.	Spectrum Analyzer	Agilent	N9010A-526	MY53400071	2020. 09.16	1 Year
2.	Amplifier	HP	8449B	3008A01284	2020. 05. 26	1 Year
3.	Amplifier	Keysight	83051A	MY53010042	2020. 08. 05	1 Year
4.	Loop Antenna	R&S	HFH2-Z2	891847/27	2019. 12. 26	2 Years
5.	Bilog Antenna	TESEQ	CBL6112D	33821	2020. 01. 17	1 Year
6.	Horn Antenna	EMCO	3115	9609-4927	2020. 06. 23	1 Year
7.	Horn Antenna	COM-POWER	AH-840	101092	2020 .05. 08	1 Year
8.	5G Notch Filter	Microware Circuits	N0452502	459775	2020. 05. 06	1 Year
9.	5G Notch Filter	Microware Circuits	N0555983	504921	2020. 08. 05	1 Year
10.	5G Notch Filter	Microware Circuits	N0257881	459776	2020. 08. 20	1 Year
11.	Coaxial	HUBER+SUHNER	SUCOFLEX 106	RE-14	2020. 01. 31	1 Year
12.	Coaxial Cable	MIYAZAKI	5D2W	RE-11	2020. 01. 31	1 Year
13.	Coaxial Cable	HUBER+SUHNER	SUCOFLEX 102	RE-30	2020. 09. 19	1 Year
14.	Digital Thermo-Hygro Meter	iMax	HTC-1	No.1 3m A/C	2020. 04. 17	1 Year
15.	Test Software	Audix	e3	V6.120619c	N.C.R.	N.C.R.

4.3. RF Conducted Measurement

Item	Type	Manufacturer	Model No.	Serial No.	Cal. Date	Cal. Interval
1.	Spectrum Analyzer	Keysight	N9020B-544	MY57120357	2020. 01. 10	1 Year
2.	Power Meter	Anritsu	ML2495A	1145008	2019. 11. 06	1 Year
3.	Power Sensor	Anritsu	MA2411B	1126096	2019. 11. 06	1 Year
4.	Digital Thermo-Hygro Meter	Shenzhen Datronn Electronics	KT-905	RF	2020. 04. 17	1 Year

This test report may be reproduced in full only. The document may only be updated by Audix Technology Corp. personnel. Any changes will be noted in the Document History section of the report.

Audix Technology Corp.
No. 53-11, Dingfu, Linkou, Dist.,
New Taipei City244,Taiwan
Tel: +886 2 26099301
Fax: +886 2 26099303

5. CONDUCTED EMISSION

5.1. Block Diagram of Test Setup

5.1.1. Block Diagram of EUT

Indicated as section 3.9

5.1.2. Shielded Room Setup Diagram

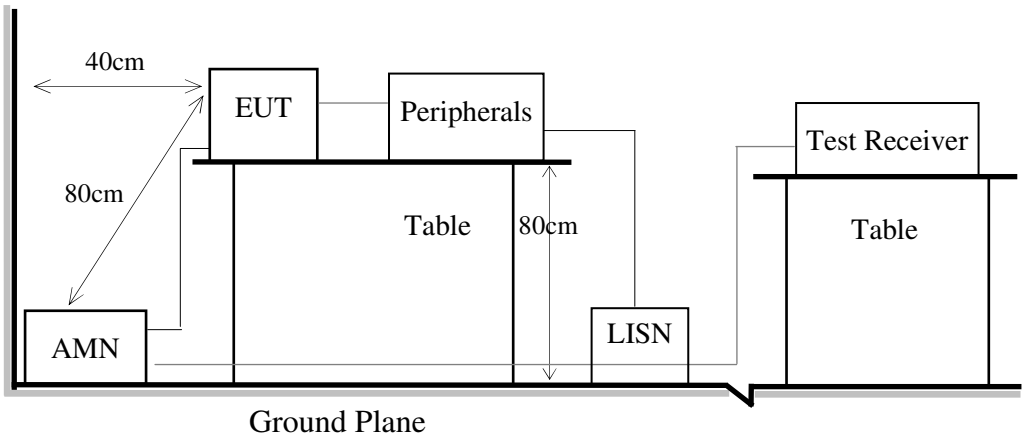

5.2. Conducted Emission Limit

Frequency	Conducted Limit	
	Quasi-Peak Level	Average Level
150kHz ~ 500kHz	66 ~ 56 dBμV	56 ~ 46 dBμV
500kHz ~ 5MHz	56 dBμV	46 dBμV
5MHz ~ 30MHz	60 dBμV	50 dBμV

Remark1.: If the average limit is met when using a Quasi-Peak detector, the measurement using the average detector is not required.

2.: The lower limit applies to the band edges.

5.3. Test Procedure

5.3.1. To set up the EUT as indicated in ANSI C63.10. The EUT was placed on the table which has 80 cm height to the ground and 40 cm distance to the conducting wall.

5.3.2. Power supplier of the EUT was connected to the AC mains through an Artificial Mains Network (A.M.N.).

5.3.3. The AC power supplies to all peripheral devices must be provided through line impedance stabilization network (L.I.S.N.)

5.3.4. Checking frequency range from 150kHz to 30 MHz and record the emission which does not have 20 dB below limit.

This test report may be reproduced in full only. The document may only be updated by Audix Technology Corp. personnel. Any changes will be noted in the Document History section of the report.

Audix Technology Corp.
No. 53-11, Dingfu, Linkou, Dist.,
New Taipei City244,Taiwan
Tel: +886 2 26099301
Fax: +886 2 26099303

5.4. Test Results

Please refer to Appendix A.

This test report may be reproduced in full only. The document may only be updated by Audix Technology Corp. personnel. Any changes will be noted in the Document History section of the report.

Audix Technology Corp.
No. 53-11, Dingfu, Linkou, Dist.,
New Taipei City244,Taiwan
Tel: +886 2 26099301
Fax: +886 2 26099303

6. RADIATED EMISSION

6.1. Block Diagram of Test Setup

6.1.1. Block Diagram of EUT

Indicated as section 3.9

6.1.2. Setup Diagram for 9kHz-30MHz

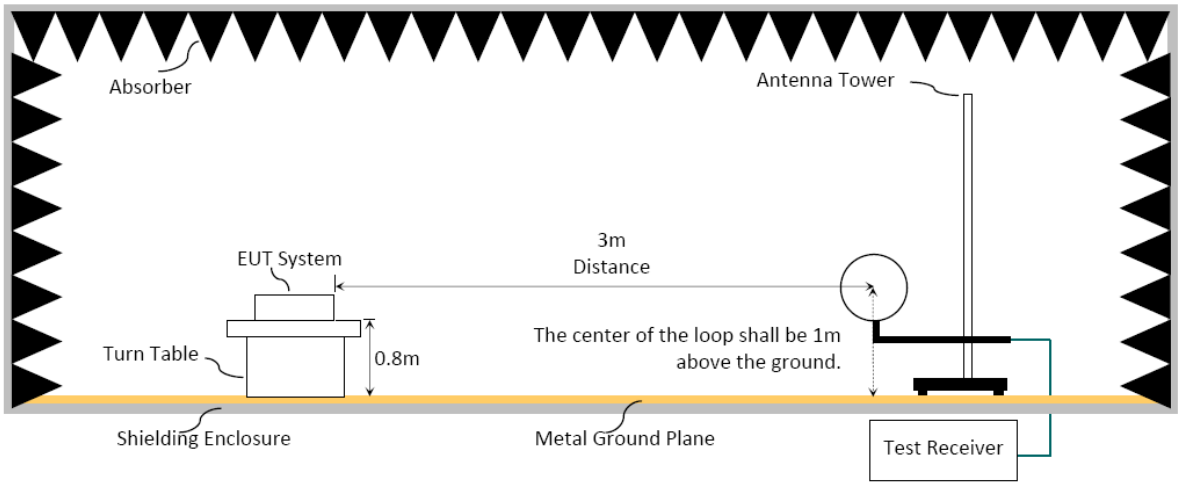

6.1.3. Setup Diagram for 30-1000MHz

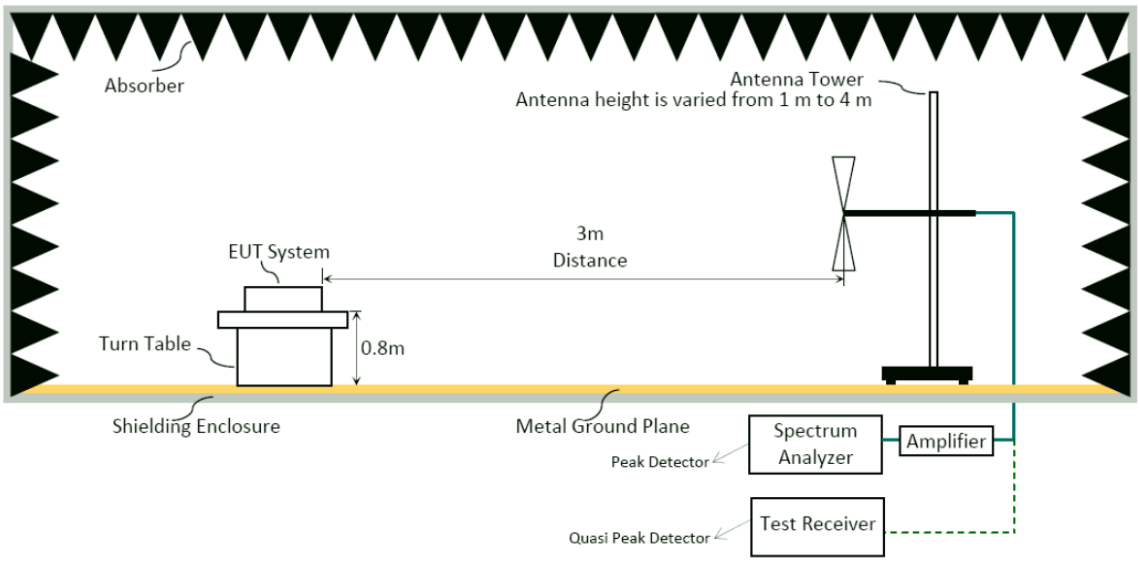

This test report may be reproduced in full only. The document may only be updated by Audix Technology Corp. personnel. Any changes will be noted in the Document History section of the report.

Audix Technology Corp.
No. 53-11, Dingfu, Linkou, Dist.,
New Taipei City244,Taiwan

Tel: +886 2 26099301
Fax: +886 2 26099303

6.1.4. Setup Diagram for above 1GHz

Fully Anechoic Chamber

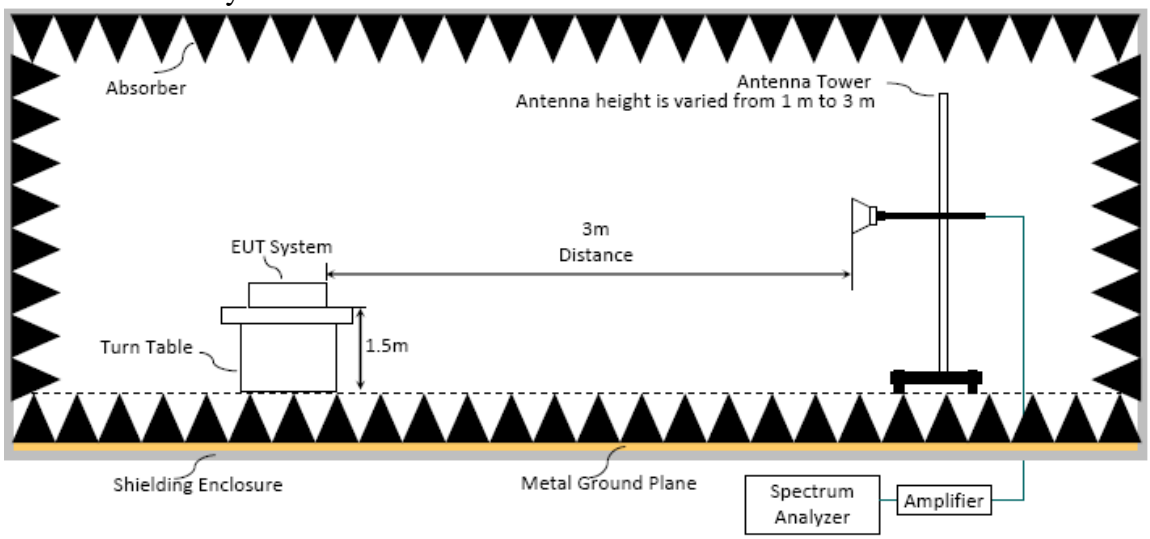

Semi Anechoic Chamber

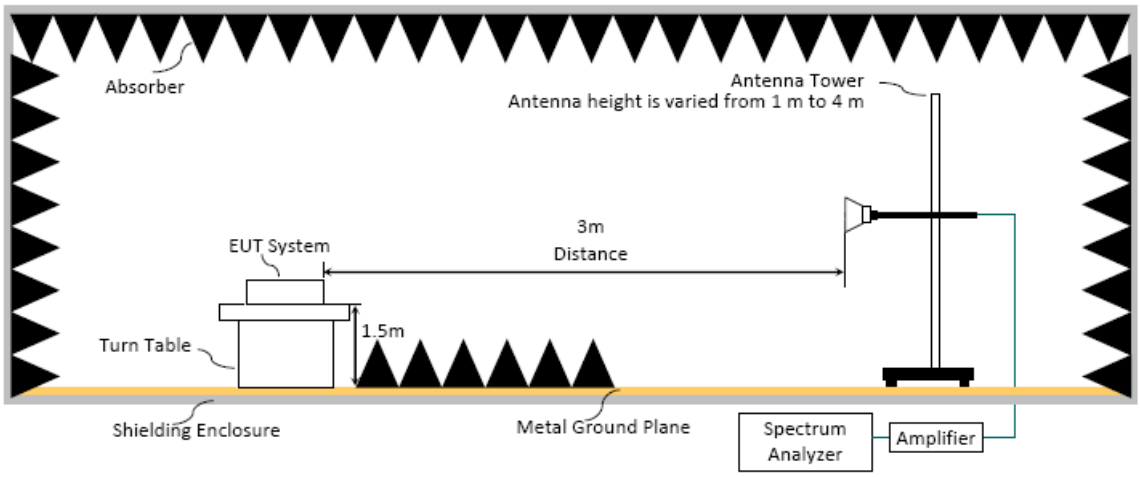

This test report may be reproduced in full only. The document may only be updated by Audix Technology Corp. personnel. Any changes will be noted in the Document History section of the report.

Audix Technology Corp.
No. 53-11, Dingfu, Linkou, Dist.,
New Taipei City244,Taiwan
Tel: +886 2 26099301
Fax: +886 2 26099303

6.2. Radiated Emission Limits

Radiated emissions fall in restricted bands, as defined in Section 15.205 must be in compliance with the radiated emission limits specified in 15.209 as below.

6.2.1. General Limit

Frequency (MHz)	Distance(m)	Limits	
		dBμV/m	μV/m
0.009 - 0.490	300	67.6-20 log f(kHz)	2400/f kHz
0.490 - 1.705	30	87.6-20 log f(kHz)	24000/f kHz
1.705 - 30	30	29.5	30
30 - 88	3	40.0	100
88- 216	3	43.5	150
216- 960	3	46.0	200
Above 960	3	54.0	500
Above 1000	3	74.0 dBμV/m (Peak) 54.0 dBμV/m (Average)	

Remark：(1) dBμV/m = 20 log (μV/m)
(2) The tighter limit applies to the edge between two frequency bands.
(3) Distance refers to the distance in meters between the measuring instrument antenna and the closed point of any part of the device or system.
(4) Fundamental and emission fall within operation band are exempted from this section.
(5) Pursuant to ANSI C63.10: 6.6.4.3, if the maximized peak measured value complies with the average limit, then it is unnecessary to perform an average measurement.

This test report may be reproduced in full only. The document may only be updated by Audix Technology Corp. personnel. Any changes will be noted in the Document History section of the report.

Audix Technology Corp.
No. 53-11, Dingfu, Linkou, Dist.,
New Taipei City244,Taiwan

Tel: +886 2 26099301
Fax: +886 2 26099303

6.2.2. Limit for non-restricted frequency above 1 GHz

Frequency Band (MHz)	E.I.R.P. Limit	Field Strength Limit at 3 m
5150 to 5250	-27 dBm	68.2
5250 to 5350		68.2
5470 to 5725		68.2

Note: Field Strength at 3 m= E.I.R.P. + 95.2 dB

Frequency Band (MHz)	Field Strength Limit at 3 m	
5725 to 5850	☒	15.407(b)(4)(i) All emissions shall be limited to a level of 68.2 dBμV/mat 75 MHz or more above or below the band edge increasing linearly to 105.2dBμV/m at 25 MHz above or below the band edge, and from 25 MHz above or below the band edge increasing linearly to a level of 110.8 dBμV/m at 5 MHz above or below the band edge, and from 5 MHz above or below the band edge increasing linearly to a level of 68.2 dBμV/m at the band edge.
	☐	15.407(b)(4)(ii) ,compliance with the emission limits in § 15.247(d) Shall be at least 30dB below that in the 100 kHz bandwidth within the band that contains the highest level of the desired power,. Attenuation below the general limits specified in §15.209(a) is not required. In addition, radiated emissions which fall in the restricted bands, as defined in §15.205(a), must also comply with the radiated emission limits specified in §15.209(a) (see §15.205(c))

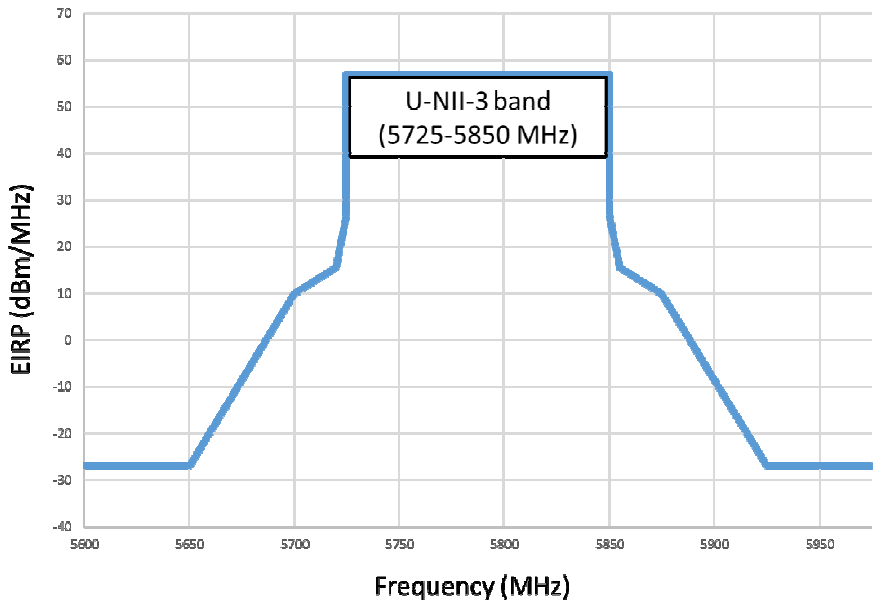

This test report may be reproduced in full only. The document may only be updated by Audix Technology Corp. personnel. Any changes will be noted in the Document History section of the report.

Audix Technology Corp.
No. 53-11, Dingfu, Linkou, Dist.,
New Taipei City244,Taiwan
Tel: +886 2 26099301
Fax: +886 2 26099303

6.3. Test Procedure

Frequency Range 9kHz~30MHz:
The EUT setup on the turntable which has 0.8 m height to the ground. The turn table rotated 360 degrees and antenna fixed to 1 m to find the maximum emission level.
In order to find the maximum emission, all of the interface cables were manipulated according to ANSI C63.10-2013regulation.

(1) RBW = 9kHz with peak and average detector.

(2) Detector: average and peak (9kHz-490kHz)
Q.P. (490kHz-30MHz)

Frequency Range 30MHz ~ 40GHz:
The EUT setup on the turn table which has 80cm (for 30-1000MHz) and 1.5m (for above 1GHz) height to the ground. The turn table rotated 360 degrees and antenna varied from 1 m to 4 m (for 30-1000MHz) and from 1m to 3m (for above 1GHz at fully Anechoic Chamber)or from 1 m to 4 m (for above 1GHz at Semi Anechoic Chamber) to find the maximum emission level. Both horizontal and vertical polarization are required. In order to find the maximum emission, all of the interface cables were manipulated according to ANSI C63.10-2013regulation.

Frequency below 1GHz:
Spectrum Analyzer is used for pre-testing with following setting:

(1)RBW = 120KHz

(2)VBW ≥ 3 x RBW.

(3)Detector = Peak.

(4)Sweep time = auto.

(5)Trace mode = max hold.

(6)Allow sweeps to continue until the trace stabilizes.

Note 1: When peak-detected value is lower than limit that the measurement using the Q.P. detector is not required, otherwise using Q.P. for final measurement.

Note 2: When the radiated emissions limits are expressed in terms of the average value of the emissions, and pulsed operation is employed, the measurement field strength shall be determined by averaging over one complete pulse train, including blanking intervals, as long as the pulse train does not exceed 0.1 seconds.

Frequency above 1GHz to 10th harmonic (up to 40 GHz):
Peak Detector:

(1)RBW = 1MHz

(2)VBW ≥ 3 x RBW.

(3)Detector = Peak.

(4)Sweep time = auto.

(5)Trace mode = max hold.

(6)Allow sweeps to continue until the trace stabilizes.

Note: When peak-detected value is lower than limit that the measurement using the average detector is not required, otherwise using average detector for final measurement.

This test report may be reproduced in full only. The document may only be updated by Audix Technology Corp. personnel. Any changes will be noted in the Document History section of the report.

Audix Technology Corp.
No. 53-11, Dingfu, Linkou, Dist.,
New Taipei City244,Taiwan
Tel: +886 2 26099301
Fax: +886 2 26099303

Average Detector:

■Option 1:

(1)RBW = 1MHz
(2)VBW ≥ 1/ T.

Modulation Type	T (ms)	1/ T (kHz)	VBW Setting(kHz)
802.11a	2.076	0.482	510Hz
802.11n-HT20	3.940	0.254	510Hz
802.11n-HT40	3.933	0.254	510Hz
802.11ac-VHT80	3.920	0.255	510Hz
802.11ac-VHT160	3.960	0.253	1kHz
802.11ax-HE20	3.940	0.254	510Hz
802.11ax-HE40	3.920	0.255	510Hz
802.11ax-HE80	3.890	0.257	510Hz
802.11ax-HE160	3.960	0.253	510Hz

N/A: 1/ T is not implemented when duty cycle presented in section 3.6 is ≥98%.
(1)Detector = Peak.
(2)Sweep time = auto.
(3)Trace mode = max hold.
(4)Allow sweeps to continue until the trace stabilizes.

□Option 2:

Average Emission Level= Peak Emission Level+ D.C.C.F.

6.4. Measurement Result Explanation

■Peak Emission Level=Antenna Factor + Cable Loss + Meter Reading (including Preamp factor if test used)

■Average Emission Level l=Antenna Factor + Cable Loss + Meter Reading (including Preamp factor if test used)

□Average Emission Level= Peak Emission Level+ DCCF
Duty Cycle Correction Factor (DCCF)= 20log(TX_{on}/TX_{on+off}) presented in section 3.6.

□ERP= Peak Emission Level-95.2dB-2.14dB

6.5. Test Results

Please refer to Appendix A.

This test report may be reproduced in full only. The document may only be updated by Audix Technology Corp. personnel. Any changes will be noted in the Document History section of the report.

Audix Technology Corp.
No. 53-11, Dingfu, Linkou, Dist.,
New Taipei City244,Taiwan
Tel: +886 2 26099301
Fax: +886 2 26099303

7. 26dB/6dB BANDWIDTH

7.1. Block Diagram of Test Setup

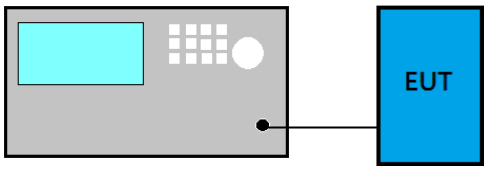

7.2. Specification Limits

Frequency Band (MHz)	Limit
5150 to 5250	Reference only
5250 to 5350	
5470 to 5725	
5725 to 5850	≥ 500kHz

7.3. Test Procedure

Following measurement procedure is reference to KDB 789033 D02 General UNII Test Procedures New Rules v02r01:

■ Applicable to all bands except to 5725 MHz- 5850 MHz

(1) Set RBW= 1% of the emission bandwidth
(2) Set VBW > RBW
(3) Detector = Peak
(4) Trace mode = max hold
(5) Setting channel bandwidth function x dB to -26 dB to record the final bandwidth.

■ 5725 MHz- 5850 MHz

(1) Set RBW = 100 kHz.
(2) Set the video bandwidth (VBW) ≥ 3 × RBW.
(3) Detector = Peak.
(4) Trace mode = max hold.
(5) Sweep = auto couple.
(6) Allow the trace to stabilize.
(7) Setting channel bandwidth function x dB to -6 dB to record the final bandwidth.

7.4. Test Results

Please refer to Appendix A

This test report may be reproduced in full only. The document may only be updated by Audix Technology Corp. personnel. Any changes will be noted in the Document History section of the report.

Audix Technology Corp.
No. 53-11, Dingfu, Linkou, Dist.,
New Taipei City244,Taiwan
Tel: +886 2 26099301
Fax: +886 2 26099303

8. MAXIMUM OUTPUT POWER

8.1. Block Diagram of Test Setup

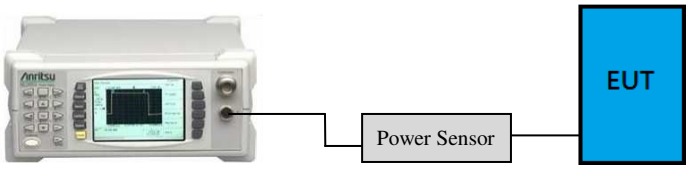

- **For 802.11ac-VHT80/160, 802.11ax-HE160 modes only**

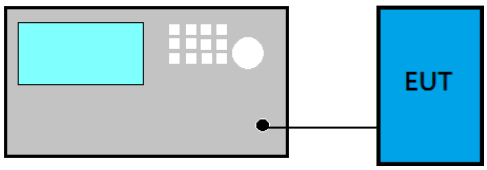

8.2. Specification Limits

Frequency Band (MHz)	Category	Limit
5150 to 5250	Outdoor Access Point	1 W(30 dBm)/ Max e.i.r.p. ≤125 mW(21 dBm) at any elevation angle above 30 degrees as measured from the horizon
	Fixed point-to-point Access Point	1 W(30 dBm)
	Indoor Access Point	1 W(30 dBm)
	Mobile and Portable client device	250 mW(24 dBm)
5250 to 5350	N/A	250 mW or 11 dBm + 10 log B[Note1]
5470 to 5725		250 mW or 11 dBm + 10 log B [Note1]
5725 to 5850		1 W(30 dBm)

Note 1: B is the 26 dB emission bandwidth, which presented in section 7 and appendix A.1.

This test report may be reproduced in full only. The document may only be updated by Audix Technology Corp. personnel. Any changes will be noted in the Document History section of the report.

Audix Technology Corp.
No. 53-11, Dingfu, Linkou, Dist.,
New Taipei City244,Taiwan
Tel: +886 2 26099301
Fax: +886 2 26099303

8.3. Test Procedure

Following measurement procedure is reference to KDB 789033 D02 General UNII Test Procedures New Rules v02r01:

■Method AVGPM (Measurement using an RF average power meter):

EUT is connected to power sensor and record the maximum average output power and duty cycle factor is added when duty cycle presented in section 3.7 is < 98%.

■Method AVGSA-2 (Spectrum channel power) for 802.11ac-VHT80/160, 802.11ax-HE80/160 modes only

(1) Set span to at least 1.5 times the OBW
(2) Set RBW = 1 MHz
(3) Set the video bandwidth (VBW) ≥ 3 MHz.
(4) Detector = RMS.
(5) Trace mode = trace average at least 100 traces
(6) Sweep = auto couple.
(7) Compute power by integrating the spectrum across the OBW of the signal using the instrument's band power measurement function with band limits set equal to the OBW band edges.
(8) Duty cycle factor is added when duty cycle presented in section 3.7 is < 98%.

8.4. Test Results

Please refer to Appendix A

This test report may be reproduced in full only. The document may only be updated by Audix Technology Corp. personnel. Any changes will be noted in the Document History section of the report.

Audix Technology Corp.
No. 53-11, Dingfu, Linkou, Dist.,
New Taipei City244,Taiwan
Tel: +886 2 26099301
Fax: +886 2 26099303

9. POWER SPECTRAL DENSITY

9.1. Block Diagram of Test Setup

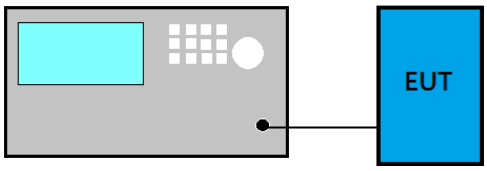

9.2. Specification Limits

Frequency Band (MHz)	Category	Limit
5150 to 5250	Outdoor Access Point	17dBm/MHz
	Fixed point-to-point Access Point	
	Indoor Access Point	
	Mobile and Portable client device	11 dBm/MHz
5250 to 5350	N/A	11 dBm/MHz
5470 to 5725		11 dBm/MHz
5725 to 5850		30dBm/500 kHz

9.3. Test Procedure

Following measurement procedure is reference to KDB 789033 D02 General UNII Test Procedures New Rules v02r01:

■Method AVGSA-2 (Spectrum channel power)

(1) Set span to at least 1.5 times the OBW
(2) Set RBW = 1 MHz
(3) Set the video bandwidth (VBW) ≥ 3 MHz.
(4) Detector = RMS.
(5) Trace mode = trace average at least 100 traces
(6) Sweep = auto couple.
(7) Use peak search function to find out the maximum power density.
(8) Duty cycle factor is added when duty cycle presented in section 3.7 is < 98%.

9.4. Test Results

Please refer to Appendix A

This test report may be reproduced in full only. The document may only be updated by Audix Technology Corp. personnel. Any changes will be noted in the Document History section of the report.

Audix Technology Corp.
No. 53-11, Dingfu, Linkou, Dist.,
New Taipei City244,Taiwan
Tel: +886 2 26099301
Fax: +886 2 26099303

10. FREQUENCY STABILITY

10.1. Block Diagram of Test Setup

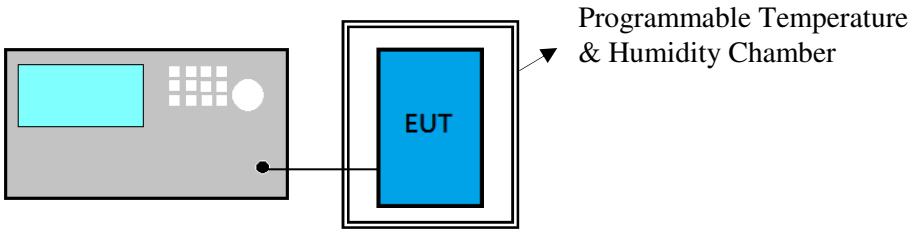

10.2. Specification Limits

NONE

10.3. Test Procedure

(1) Frequency: Test frequency.
(2) Span: enough to cover the complete power envelope
(3) RBW: 1MHz(modulation ON) ; 10KHz(CW)
(4) VBW: 1MHz(modulation ON) ; 10KHz(CW)
(5) Detector Mode: Positive Peak
(6) Indication mode: Max hold
(7) Find the peak frequency and take calculate by the formula:
(Measurement Value-declaration frequency)/ declaration frequency)

10.4. Test Results

Please refer to Appendix A

This test report may be reproduced in full only. The document may only be updated by Audix Technology Corp. personnel. Any changes will be noted in the Document History section of the report.

Audix Technology Corp.
No. 53-11, Dingfu, Linkou, Dist.,
New Taipei City244,Taiwan
Tel: +886 2 26099301
Fax: +886 2 26099303

11. DEVIATION TO TEST SPECIFICATIONS

【NONE】

This test report may be reproduced in full only. The document may only be updated by Audix Technology Corp. personnel. Any changes will be noted in the Document History section of the report.

Audix Technology Corp.
No. 53-11, Dingfu, Linkou, Dist.,
New Taipei City244,Taiwan

Tel: +886 2 26099301
Fax: +886 2 26099303

APPDNDIX A

TEST DATA AND PLOTS

(Model: 15Z95N)

This test report may be reproduced in full only. The document may only be updated by Audix Technology Corp. personnel. Any changes will be noted in the Document History section of the report.

Audix Technology Corp.
No. 53-11, Dingfu, Linkou, Dist.,
New Taipei City244, Taiwan
Tel: +886 2 26099301
Fax: +886 2 26099303

TABLE OF CONTENTS

A.1 CONDUCTED EMISSION 2
A.2 RADIATED EMISSION 6
A.2.1 Emissions within Restricted Frequency Bands 6
A.2.2 Emissions outside the frequency band 147
A.2.3 Emissions in Non-restricted Frequency Bands 162
A.3 26dB/6dB BANDWIDTH 163
A.3.1 26dB/6dB Bandwidth Result 163
A.3.2 Measurement Plots 168
A.4 MAXIMUM OUTPUT POWER 188
A.4.1 Average Output Power 188
A.4.2 Measurement Plots 196
A.5 POWER SPECTRAL DENSITY 204
A.5.1 Power Spectral Density Result 204
A.5.2 Measurement Plots 208
A.6 FREQUENCY STABILITY 227
A.6.1 Frequency stability Result 227

This test report may be reproduced in full only. The document may only be updated by Audix Technology Corp. personnel. Any changes will be noted in the Document History section of the report.

Audix Technology Corp.
No. 53-11, Dingfu, Linkou, Dist.,
New Taipei City244, Taiwan

Tel: +886 2 26099301
Fax: +886 2 26099303

A.1 CONDUCTED EMISSION

Test Date	2020/10/06	Temp./Hum.	24°C/54%
Test Voltage	AC 120V 60Hz (Via AC Adapter)	Tested By	Roy Hung
Test SKU	SKU #1 (with INPAQ Antenna)		

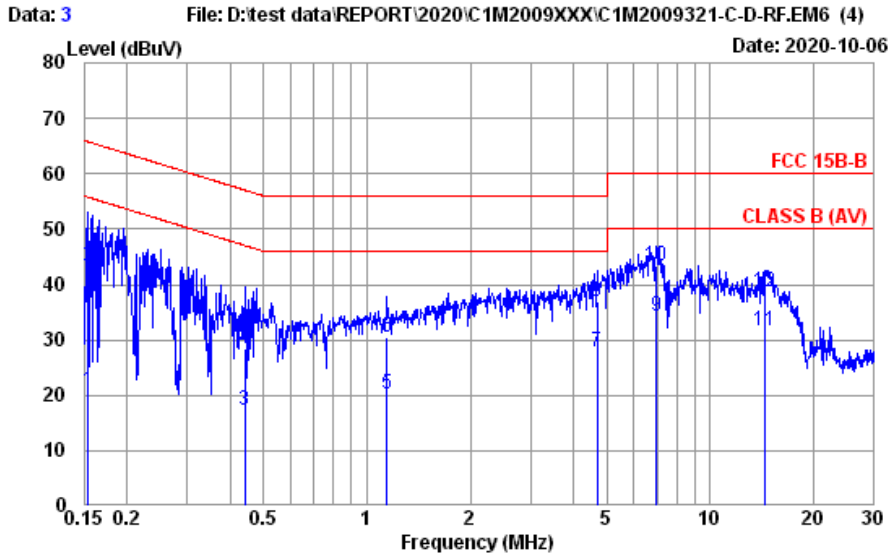

Site No. : No.8 Shielded Room
Instrument 1 : Receiver ESR(774)
Instrument 2 : ENV432 (567)(A)|CE-08|ESH3-Z2 (354)
Limit : FCC 15B-B
Environment : 24°C / 54%
EUT Model : 15Z95N (i7)
Test Mode : Operating

Data No. : 3
Phase : NEUTRAL
Engineer : Roy Hung
Test Rating : 120Vac/60Hz

	Freq. (MHz)	AMN Factor (dB)	Cable Loss (dB)	Pulse Att. (dB)	Reading (dBμV)	Emission Level (dBμV)	Limits (dBμV)	Margin (dB)	Remark
1	0.154	10.20	0.04	9.85	0.67	20.76	55.78	35.02	Average
2	0.154	10.20	0.04	9.85	23.16	43.25	65.78	22.53	QP
3	0.442	10.20	0.04	9.85	-2.76	17.33	47.02	29.69	Average
4	0.442	10.20	0.04	9.85	8.47	28.56	57.02	28.46	QP
5	1.141	10.20	0.05	9.86	0.20	20.31	46.00	25.69	Average
6	1.141	10.20	0.05	9.86	10.36	30.47	56.00	25.53	QP
7	4.696	10.30	0.10	9.88	7.65	27.93	46.00	18.07	Average
8	4.696	10.30	0.10	9.88	16.68	36.96	56.00	19.04	QP
9	6.988	10.40	0.12	9.90	13.75	34.17	50.00	15.83	Average
10	6.988	10.40	0.12	9.90	22.96	43.38	60.00	16.62	QP
11	14.440	10.68	0.16	9.94	10.94	31.72	50.00	18.28	Average
12	14.440	10.68	0.16	9.94	17.80	38.58	60.00	21.42	QP

Remarks: 1. Emission Level= AMN Factor + Cable Loss + Pulse Att. + Reading.
2. If the average limit is met when using a quasi-peak detector, the EUT shall be deemed to meet both limits and measurement with average detector is unnecessary.

This test report may be reproduced in full only. The document may only be updated by Audix Technology Corp. personnel. Any changes will be noted in the Document History section of the report.

Audix Technology Corp.
No. 53-11, Dingfu, Linkou, Dist.,
New Taipei City244, Taiwan

Tel: +886 2 26099301
Fax: +886 2 26099303

Test Date	2020/10/06	Temp./Hum.	24°C/54%
Test Voltage	AC 120V 60Hz (Via AC Adapter)	Tested By	Roy Hung
Test SKU	SKU #1 (with INPAQ Antenna)		

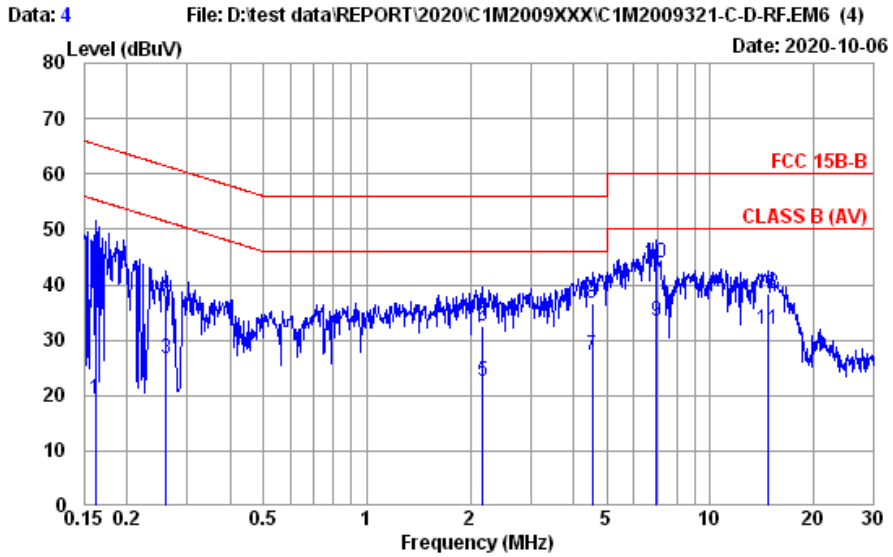

Site No. : No.8 Shielded Room
Instrument 1 : Receiver ESR(774)
Instrument 2 : EMV432 (567)(A)|CE-08|ESH3-Z2 (354)
Limit : FCC 15B-B
Environment : 24°C / 54%
EUT Model : 15Z95N (i7)
Test Mode : Operating

Data No. : 4
Phase : LINE
Engineer : Roy Hung
Test Rating : 120Vac/60Hz

	Freq. (MHz)	AMN Factor (dB)	Cable Loss (dB)	Pulse Att. (dB)	Reading (dBμV)	Emission Level (dBμV)	Limits (dBμV)	Margin (dB)	Remark
1	0.162	10.20	0.04	9.85	-0.83	19.26	55.38	36.12	Average
2	0.162	10.20	0.04	9.85	22.20	42.29	65.38	23.09	QP
3	0.260	10.20	0.04	9.85	6.71	26.80	51.42	24.62	Average
4	0.260	10.20	0.04	9.85	17.91	38.00	61.42	23.42	QP
5	2.178	10.30	0.07	9.86	2.44	22.67	46.00	23.33	Average
6	2.178	10.30	0.07	9.86	12.18	32.41	56.00	23.59	QP
7	4.525	10.30	0.10	9.88	6.83	27.11	46.00	18.89	Average
8	4.525	10.30	0.10	9.88	16.38	36.66	56.00	19.34	QP
9	6.988	10.30	0.12	9.90	13.14	33.46	50.00	16.54	Average
10	6.988	10.30	0.12	9.90	23.63	43.95	60.00	16.05	QP
11	14.672	10.49	0.16	9.94	11.30	31.89	50.00	18.11	Average
12	14.672	10.49	0.16	9.94	17.72	38.31	60.00	21.69	QP

Remarks: 1. Emission Level= AMN Factor + Cable Loss + Pulse Att. + Reading.
2. If the average limit is met when using a quasi-peak detector, the EUT shall be deemed to meet both limits and measurement with average detector is unnecessary.

This test report may be reproduced in full only. The document may only be updated by Audix Technology Corp. personnel. Any changes will be noted in the Document History section of the report.

Audix Technology Corp.
No. 53-11, Dingfu, Linkou, Dist.,
New Taipei City244, Taiwan

Tel: +886 2 26099301
Fax: +886 2 26099303

Test Date	2020/10/06	Temp./Hum.	24°C/54%
Test Voltage	AC 120V 60Hz (Via AC Adapter)	Tested By	Roy Hung
Test SKU	SKU #2 (with LUXSHARE-ICT Antenna)		

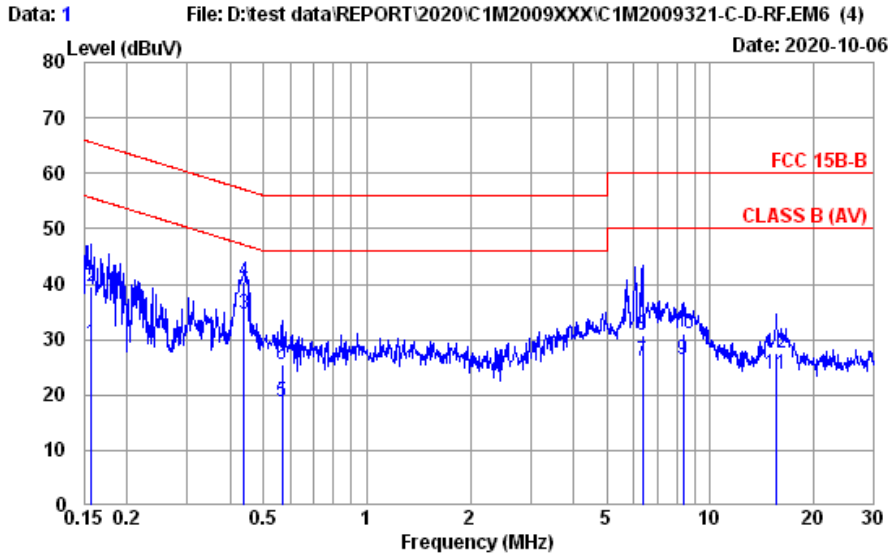

Site No. : No.8 Shielded Room
Instrument 1 : Receiver ESR(774)
Instrument 2 : ENV432 (567)(A)|CE-08|ESH3-Z2 (354)
Limit : FCC 15B-B
Environment : 24°C / 54%
EUT Model : 15Z95N (i5)
Test Mode : Operating

Data No. : 1
Phase : NEUTRAL
Engineer : Roy Hung
Test Rating : 120Vac/60Hz

	Freq. (MHz)	AMN Factor (dB)	Cable Loss (dB)	Pulse Att. (dB)	Reading (dBμV)	Emission Level (dBμV)	Limits (dBμV)	Margin (dB)	Remark
1	0.157	10.20	0.04	9.85	9.18	29.27	55.60	26.33	Average
2	0.157	10.20	0.04	9.85	19.34	39.43	65.60	26.17	QP
3	0.437	10.20	0.04	9.85	14.47	34.56	47.11	12.55	Average
4	0.437	10.20	0.04	9.85	20.38	40.47	57.11	16.64	QP
5	0.567	10.20	0.04	9.85	-1.21	18.88	46.00	27.12	Average
6	0.567	10.20	0.04	9.85	5.34	25.43	56.00	30.57	QP
7	6.352	10.37	0.11	9.89	5.73	26.10	50.00	23.90	Average
8	6.352	10.37	0.11	9.89	10.44	30.81	60.00	29.19	QP
9	8.323	10.45	0.13	9.90	5.85	26.33	50.00	23.67	Average
10	8.323	10.45	0.13	9.90	10.66	31.14	60.00	28.86	QP
11	15.635	10.73	0.16	9.94	2.88	23.71	50.00	26.29	Average
12	15.635	10.73	0.16	9.94	6.62	27.45	60.00	32.55	QP

Remarks: 1. Emission Level= AMN Factor + Cable Loss + Pulse Att. + Reading.
2. If the average limit is met when using a quasi-peak detector, the EUT shall be deemed to meet both limits and measurement with average detector is unnecessary.

This test report may be reproduced in full only. The document may only be updated by Audix Technology Corp. personnel. Any changes will be noted in the Document History section of the report.

Audix Technology Corp.
No. 53-11, Dingfu, Linkou, Dist.,
New Taipei City244, Taiwan

Tel: +886 2 26099301
Fax: +886 2 26099303

Test Date	2020/10/06	Temp./Hum.	24°C/54%
Test Voltage	AC 120V 60Hz (Via AC Adapter)	Tested By	Roy Hung
Test SKU	SKU #2 (with LUXSHARE-ICT Antenna)		

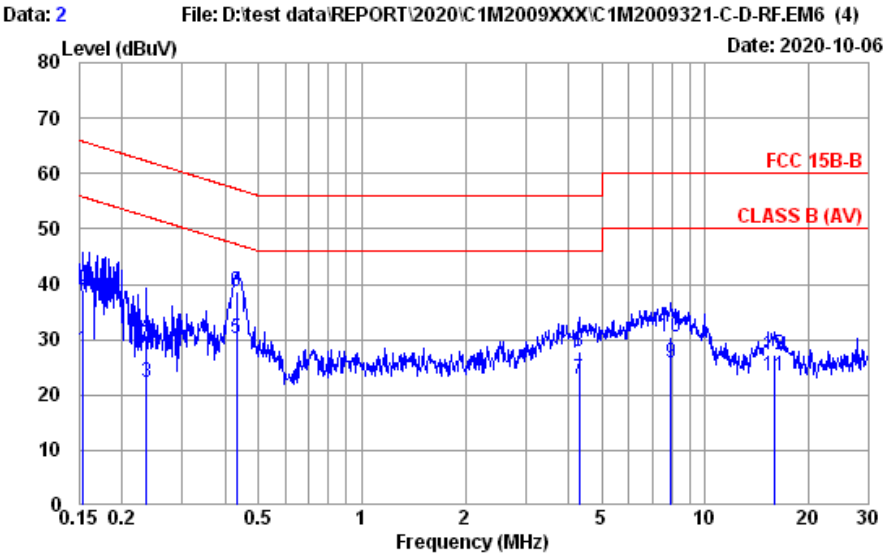

Site No. : No.8 Shielded Room
Instrument 1 : Receiver ESR(774)
Instrument 2 : ENV432 (567)(A)|CE-08|ESH3-Z2 (354)
Limit : FCC 15B-B
Environment : 24°C / 54%
EUT Model : 15Z95N (i5)
Test Mode : Operating

Data No. : 2
Phase : LINE
Engineer : Roy Hung
Test Rating : 120Vac/60Hz

	Freq. (MHz)	AMN Factor (dB)	Cable Loss (dB)	Pulse Att. (dB)	Reading (dBμV)	Emission Level (dBμV)	Limits (dBμV)	Margin (dB)	Remark
1	0.154	10.20	0.04	9.85	8.10	28.19	55.78	27.59	Average
2	0.154	10.20	0.04	9.85	18.79	38.88	65.78	26.90	QP
3	0.235	10.20	0.04	9.85	2.33	22.42	52.26	29.84	Average
4	0.235	10.20	0.04	9.85	10.55	30.64	62.26	31.62	QP
5	0.431	10.20	0.04	9.85	10.22	30.31	47.24	16.93	Average
6	0.431	10.20	0.04	9.85	18.65	38.74	57.24	18.50	QP
7	4.292	10.30	0.09	9.88	2.61	22.88	46.00	23.12	Average
8	4.292	10.30	0.09	9.88	7.58	27.85	56.00	28.15	QP
9	7.935	10.33	0.13	9.90	5.38	25.74	50.00	24.26	Average
10	7.935	10.33	0.13	9.90	10.18	30.54	60.00	29.46	QP
11	15.885	10.52	0.17	9.94	2.71	23.34	50.00	26.66	Average
12	15.885	10.52	0.17	9.94	6.53	27.16	60.00	32.84	QP

Remarks: 1. Emission Level= AMN Factor + Cable Loss + Pulse Att. + Reading.
2. If the average limit is met when using a quasi-peak detector, the EUT shall be deemed to meet both limits and measurement with average detector is unnecessary.

This test report may be reproduced in full only. The document may only be updated by Audix Technology Corp. personnel. Any changes will be noted in the Document History section of the report.

Audix Technology Corp.
No. 53-11, Dingfu, Linkou, Dist.,
New Taipei City244, Taiwan
Tel: +886 2 26099301
Fax: +886 2 26099303

A.2 RADIATED EMISSION

Test Date	2020/10/05 ~ 08	Temp./Hum.	22 ~ 25°C/55 ~ 62%
Test Voltage	AC 120V 60Hz (Via AC Adapter)	Tested By	Kuper Hsu/ Johnny Hsueh

A.2.1 Emissions within Restricted Frequency Bands

A.2.1.1 Frequency 9kHz~30MHz

The emissions (9kHz~30MHz) not reported for there is no emission be found.

A.2.1.2 Frequency Below 1GHz

Mode	802.11ac-VHT80	Band	NII-2C
		Frequency	TX 5690MHz

Antenna at Horizontal Polarization

Emission Frequency (MHz)	Antenna Factor (dB/m)	Cable Loss (dB)	Preamp Gain (dB)	Read Level (dBμV)	Emission Level (dBμV/m)	Limits (dBμV/m)	Margin (dB)	Detector
32.910	22.98	1.29	26.53	27.70	25.44	40.00	14.56	Peak
128.940	18.41	2.80	26.15	32.72	27.78	43.50	15.72	Peak
262.800	18.85	4.16	25.76	30.90	28.15	46.00	17.85	Peak
540.220	24.04	6.97	27.33	31.65	35.33	46.00	10.67	Peak
880.690	26.69	8.61	27.19	28.96	37.07	46.00	8.93	Peak
975.750	27.26	9.05	26.90	28.71	38.12	54.00	15.88	Peak

Antenna at Vertical Polarization

Emission Frequency (MHz)	Antenna Factor (dB/m)	Cable Loss (dB)	Preamp Gain (dB)	Read Level (dBμV)	Emission Level (dBμV/m)	Limits (dBμV/m)	Margin (dB)	Detector
53.280	13.89	1.70	26.48	46.34	35.45	40.00	4.55	Peak
95.960	15.95	2.38	26.33	41.01	33.01	43.50	10.49	Peak
404.420	21.93	6.06	26.58	29.19	30.60	46.00	15.40	Peak
540.220	24.04	6.97	27.33	32.40	36.08	46.00	9.92	Peak
833.160	26.35	8.32	27.32	29.68	37.03	46.00	8.97	Peak
974.780	27.26	9.05	26.90	28.61	38.02	54.00	15.98	Peak

This test report may be reproduced in full only. The document may only be updated by Audix Technology Corp. personnel. Any changes will be noted in the Document History section of the report.

Audix Technology Corp.
No. 53-11, Dingfu, Linkou, Dist.,
New Taipei City244, Taiwan
Tel: +886 2 26099301
Fax: +886 2 26099303

A.2.1.3 Frequency Above 1 GHz to 10th harmonics

Band Edge:

Mode	802.11a	Band	NII-I
		Frequency	TX 5180MHz

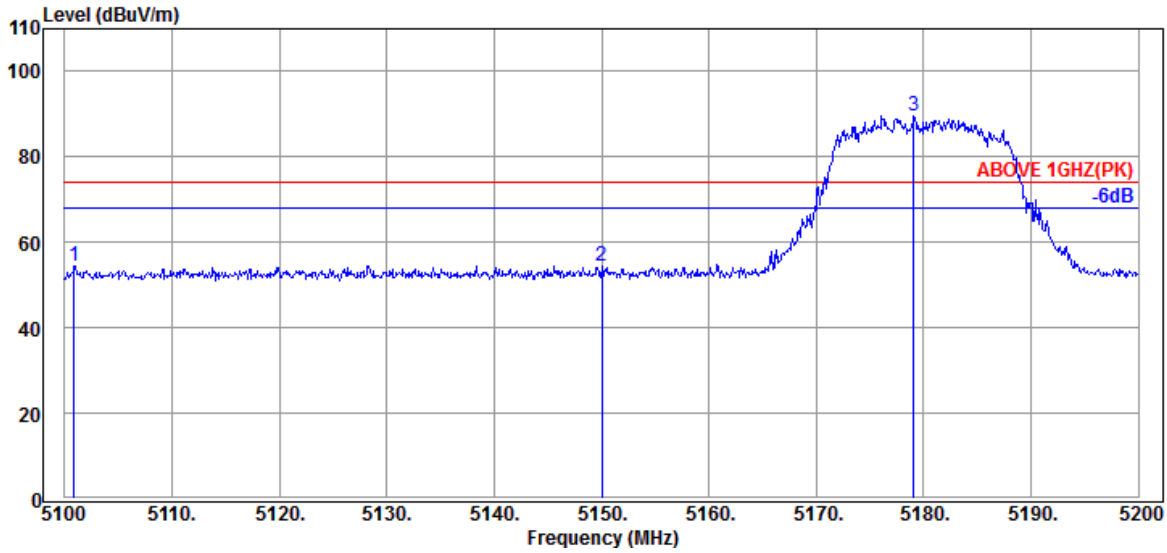

Antenna at Horizontal Polarization

Emission Frequency (MHz)	Antenna Factor (dB/m)	Cable Loss (dB)	Preamp Gain (dB)	Read Level (dBμV)	Emission Level (dBμV/m)	Limits (dBμV/m)	Margin (dB)	Detector
5100.900	33.90	8.34	39.22	51.53	54.55	74.00	19.45	Peak
5150.000	34.10	8.39	39.21	51.09	54.37	74.00	19.63	Peak
@ 5179.100	34.23	8.41	39.21	86.16	89.59	---	---	Peak

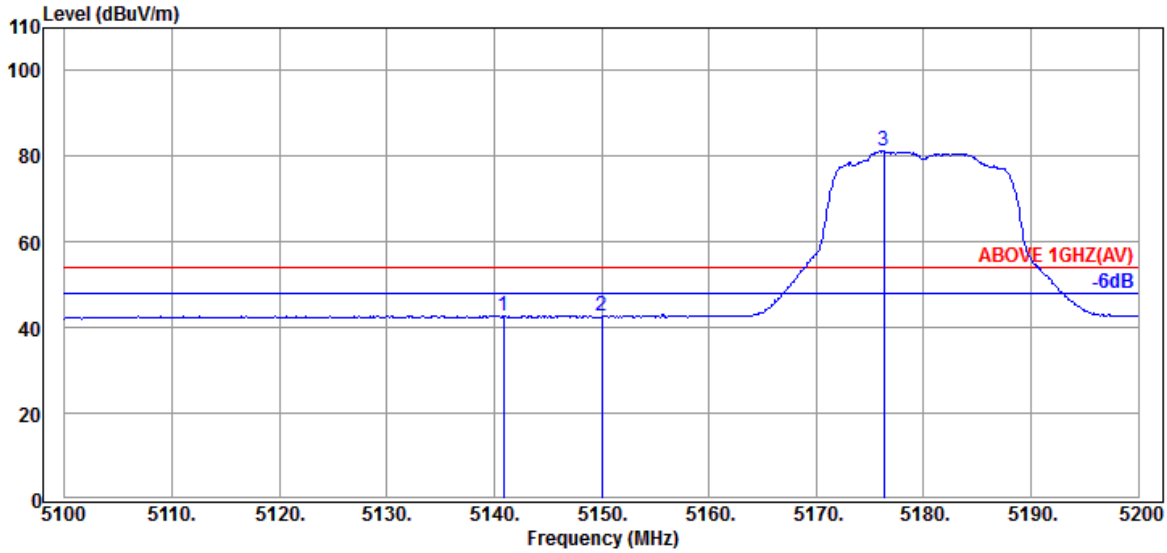

Antenna at Horizontal Polarization

Emission Frequency (MHz)	Antenna Factor (dB/m)	Cable Loss (dB)	Preamp Gain (dB)	Read Level (dBμV)	Emission Level (dBμV/m)	Limits (dBμV/m)	Margin (dB)	Detector
5140.900	34.03	8.39	39.21	39.64	42.85	54.00	11.15	Average
5150.000	34.10	8.39	39.21	39.33	42.61	54.00	11.39	Average
@ 5176.300	34.23	8.41	39.21	77.86	81.29	---	---	Average

Remark: The "@" means fundamental frequency, it is ignored in this section.

This test report may be reproduced in full only. The document may only be updated by Audix Technology Corp. personnel. Any changes will be noted in the Document History section of the report.

Audix Technology Corp.
No. 53-11, Dingfu, Linkou, Dist.,
New Taipei City244, Taiwan
Tel: +886 2 26099301
Fax: +886 2 26099303

Mode	802.11a	Band	NII-I
		Frequency	TX 5180MHz

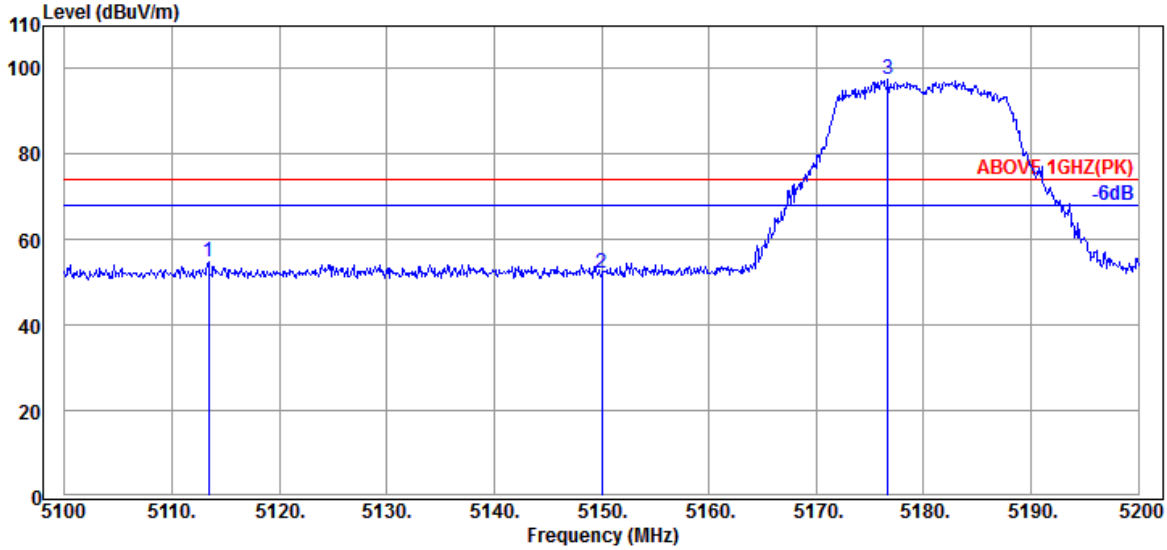

Antenna at Vertical Polarization

Emission Frequency (MHz)	Antenna Factor (dB/m)	Cable Loss (dB)	Preamp Gain (dB)	Read Level (dBμV)	Emission Level (dBμV/m)	Limits (dBμV/m)	Margin (dB)	Detector
5113.400	33.97	8.36	39.22	51.53	54.64	74.00	19.36	Peak
5150.000	34.10	8.39	39.21	48.83	52.11	74.00	21.89	Peak
@ 5176.700	34.23	8.41	39.21	93.93	97.36	---	---	Peak

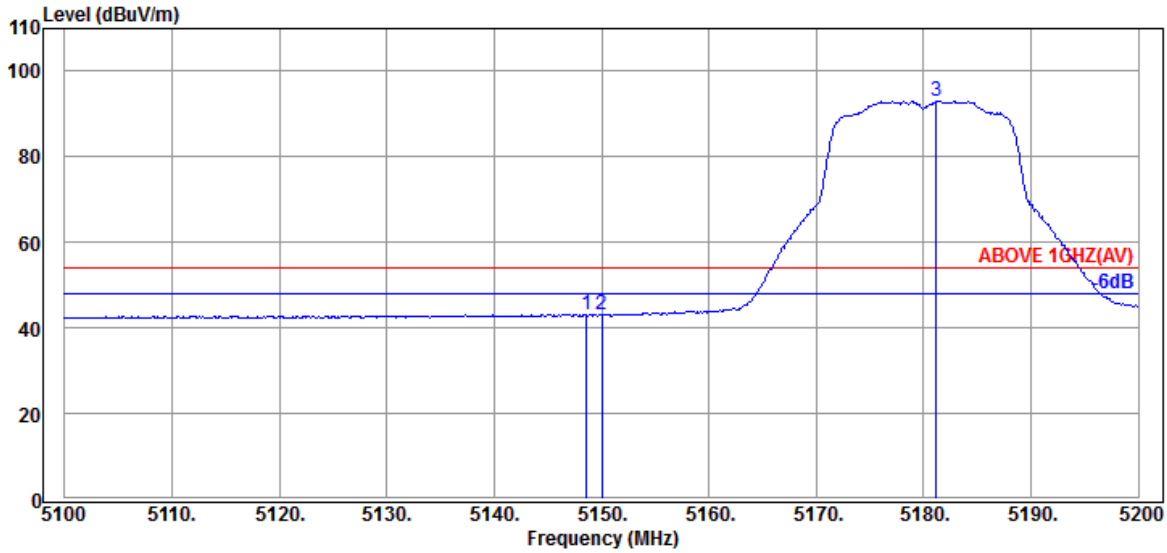

Antenna at Vertical Polarization

Emission Frequency (MHz)	Antenna Factor (dB/m)	Cable Loss (dB)	Preamp Gain (dB)	Read Level (dBμV)	Emission Level (dBμV/m)	Limits (dBμV/m)	Margin (dB)	Detector
5148.600	34.10	8.39	39.21	39.86	43.14	54.00	10.86	Average
5150.000	34.10	8.39	39.21	39.78	43.06	54.00	10.94	Average
@ 5181.200	34.23	8.41	39.21	89.54	92.97	---	---	Average

Remark: The "@" means fundamental frequency, it is ignored in this section.

This test report may be reproduced in full only. The document may only be updated by Audix Technology Corp. personnel. Any changes will be noted in the Document History section of the report.

Audix Technology Corp.
No. 53-11, Dingfu, Linkou, Dist.,
New Taipei City244, Taiwan

Tel: +886 2 26099301
Fax: +886 2 26099303

Mode	802.11a	Band	NII-2A
		Frequency	TX 5320MHz

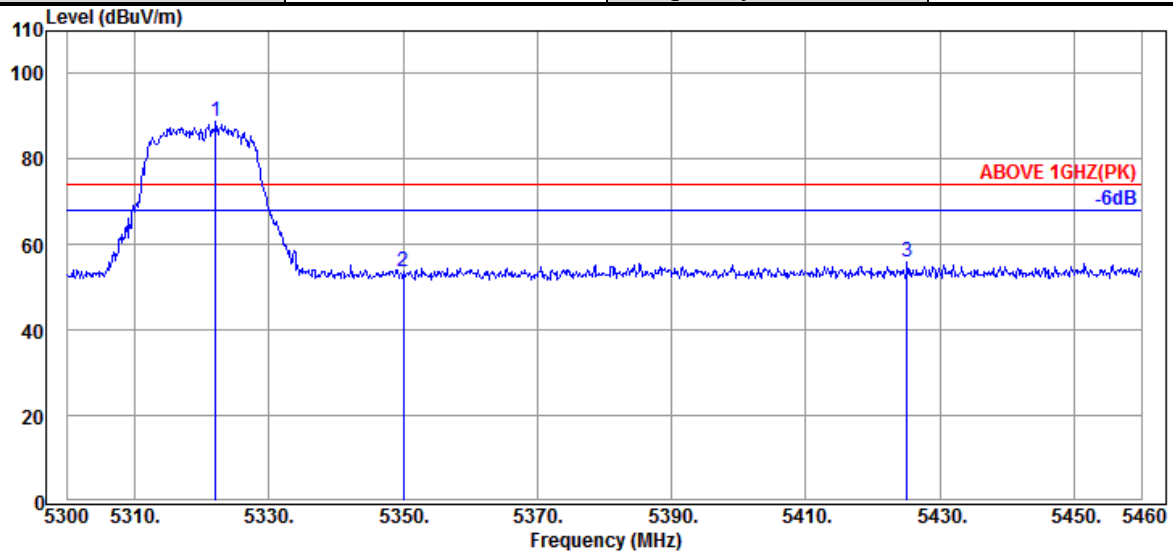

Antenna at Horizontal Polarization

Emission Frequency (MHz)	Antenna Factor (dB/m)	Cable Loss (dB)	Preamp Gain (dB)	Read Level (dBµV)	Emission Level (dBµV/m)	Limits (dBµV/m)	Margin (dB)	Detector
@ 5322.080	34.53	8.53	39.19	84.77	88.64	---	---	Peak
5350.080	34.60	8.56	39.19	49.56	53.53	74.00	20.47	Peak
5425.120	34.65	8.61	39.18	51.70	55.78	74.00	18.22	Peak

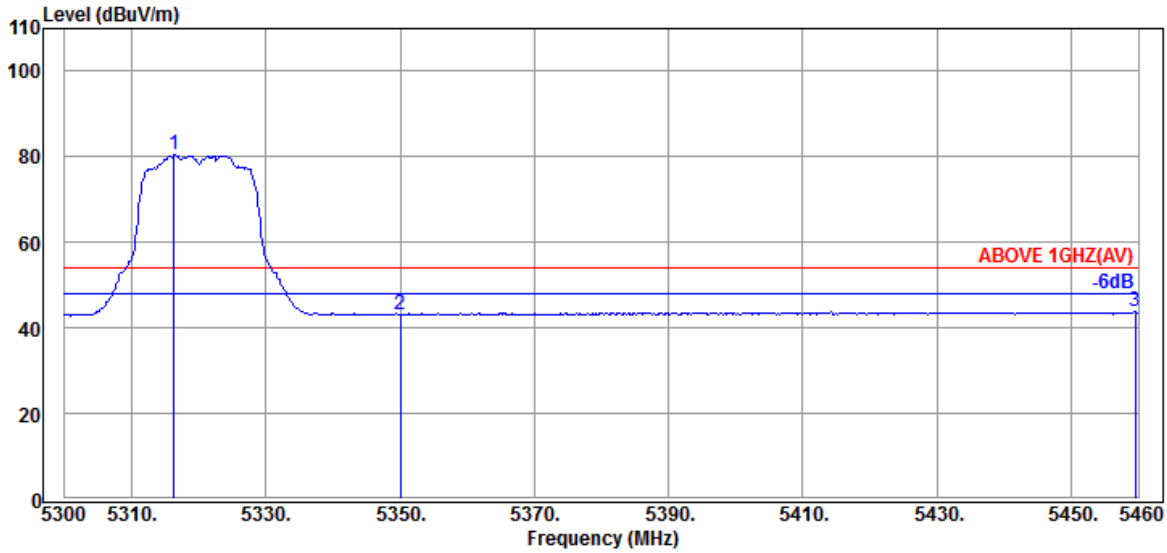

Antenna at Horizontal Polarization

Emission Frequency (MHz)	Antenna Factor (dB/m)	Cable Loss (dB)	Preamp Gain (dB)	Read Level (dBµV)	Emission Level (dBµV/m)	Limits (dBµV/m)	Margin (dB)	Detector
@ 5316.320	34.53	8.53	39.19	76.63	80.50	---	---	Average
5350.080	34.60	8.56	39.19	39.14	43.11	54.00	10.89	Average
5459.520	34.60	8.64	39.17	39.65	43.72	54.00	10.28	Average

Remark: The "@" means fundamental frequency, it is ignored in this section.

This test report may be reproduced in full only. The document may only be updated by Audix Technology Corp. personnel. Any changes will be noted in the Document History section of the report.

Audix Technology Corp.
No. 53-11, Dingfu, Linkou, Dist.,
New Taipei City244, Taiwan

Tel: +886 2 26099301
Fax: +886 2 26099303

Mode	802.11a	Band	NII-2A
		Frequency	TX 5320MHz

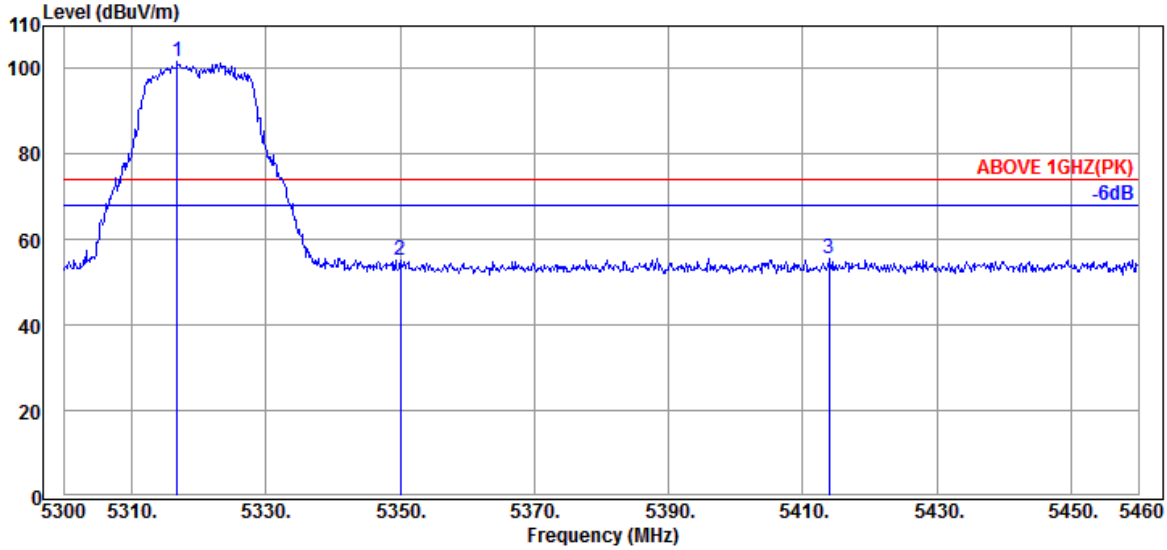

Antenna at Vertical Polarization

Emission Frequency (MHz)	Antenna Factor (dB/m)	Cable Loss (dB)	Preamp Gain (dB)	Read Level (dBμV)	Emission Level (dBμV/m)	Limits (dBμV/m)	Margin (dB)	Detector
@ 5316.800	34.53	8.53	39.19	97.71	101.58	---	---	Peak
5350.080	34.60	8.56	39.19	51.34	55.31	74.00	18.69	Peak
5413.920	34.67	8.61	39.18	51.42	55.52	74.00	18.48	Peak

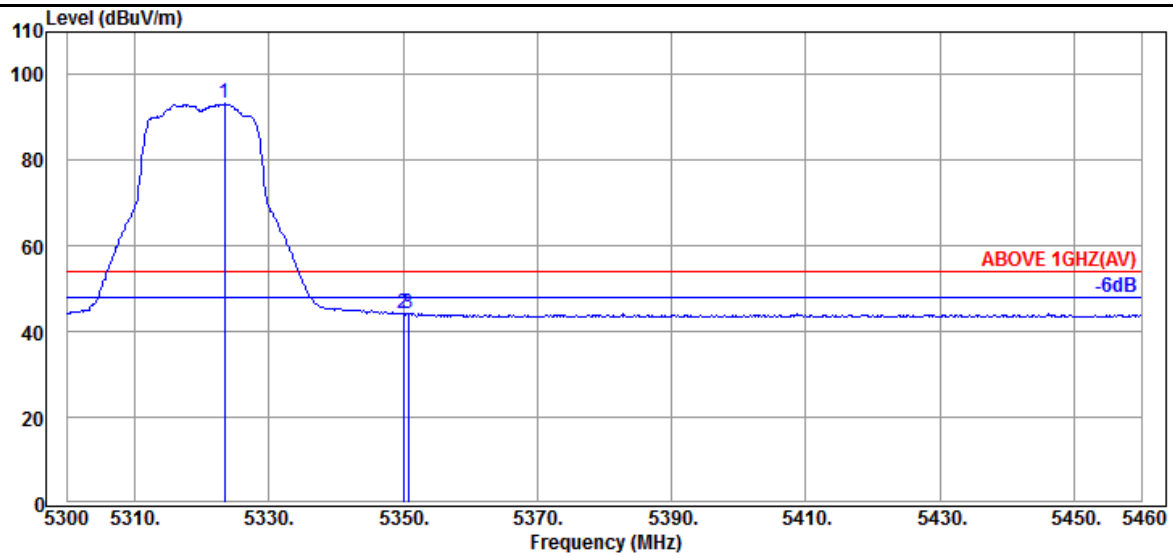

Antenna at Vertical Polarization

Emission Frequency (MHz)	Antenna Factor (dB/m)	Cable Loss (dB)	Preamp Gain (dB)	Read Level (dBμV)	Emission Level (dBμV/m)	Limits (dBμV/m)	Margin (dB)	Detector
@ 5323.360	34.57	8.53	39.19	89.30	93.21	---	---	Average
5350.080	34.60	8.56	39.19	40.35	44.32	54.00	9.68	Average
5350.720	34.60	8.56	39.19	40.43	44.40	54.00	9.60	Average

Remark: The "@" means fundamental frequency, it is ignored in this section.

This test report may be reproduced in full only. The document may only be updated by Audix Technology Corp. personnel. Any changes will be noted in the Document History section of the report.

Audix Technology Corp.
No. 53-11, Dingfu, Linkou, Dist.,
New Taipei City244, Taiwan

Tel: +886 2 26099301
Fax: +886 2 26099303

Mode	802.11a	Band	NII-2C
		Frequency	TX 5500MHz

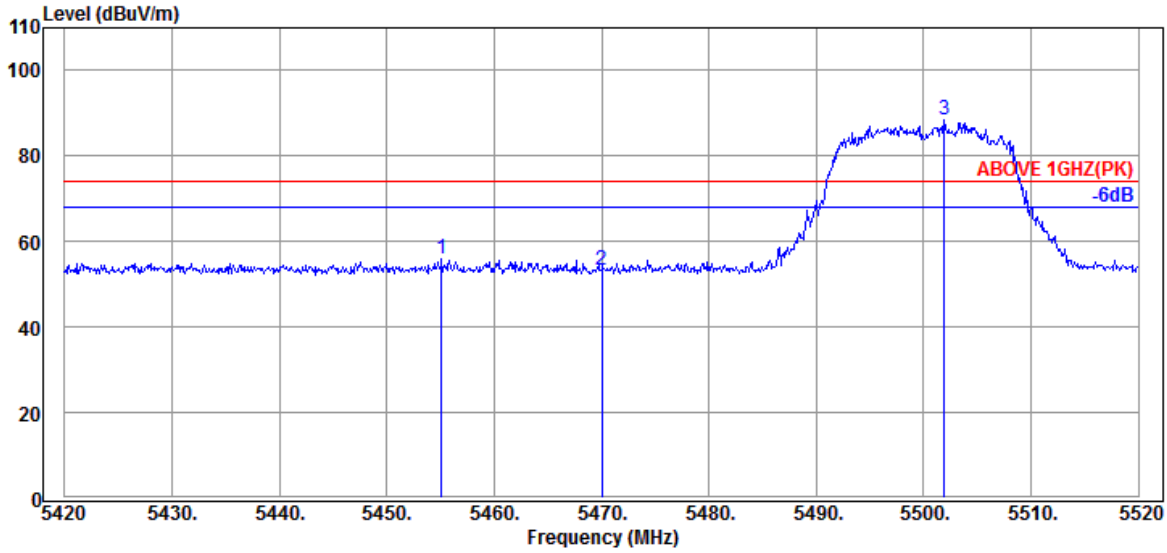

Antenna at Horizontal Polarization

Emission Frequency (MHz)	Antenna Factor (dB/m)	Cable Loss (dB)	Preamp Gain (dB)	Read Level (dBµV)	Emission Level (dBµV/m)	Limits (dBµV/m)	Margin (dB)	Detector
5455.100	34.60	8.64	39.17	51.74	55.81	74.00	18.19	Peak
5470.000	34.57	8.65	39.17	49.27	53.32	74.00	20.68	Peak
@ 5501.900	34.50	8.68	39.17	84.56	88.57	---	---	Peak

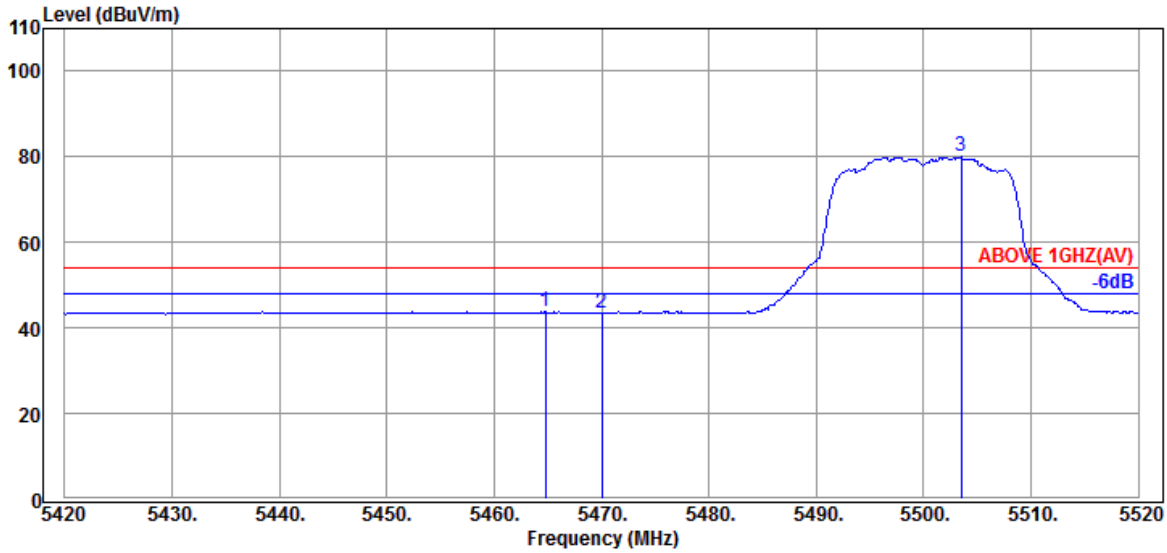

Antenna at Horizontal Polarization

Emission Frequency (MHz)	Antenna Factor (dB/m)	Cable Loss (dB)	Preamp Gain (dB)	Read Level (dBµV)	Emission Level (dBµV/m)	Limits (dBµV/m)	Margin (dB)	Detector
5464.800	34.57	8.65	39.17	39.69	43.74	54.00	10.26	Average
5470.000	34.57	8.65	39.17	39.48	43.53	54.00	10.47	Average
@ 5503.500	34.50	8.68	39.17	75.97	79.98	---	---	Average

Remark: The "@" means fundamental frequency, it is ignored in this section.

This test report may be reproduced in full only. The document may only be updated by Audix Technology Corp. personnel. Any changes will be noted in the Document History section of the report.

Audix Technology Corp.
No. 53-11, Dingfu, Linkou, Dist.,
New Taipei City244, Taiwan

Tel: +886 2 26099301
Fax: +886 2 26099303

Mode	802.11a	Band	NII-2C
		Frequency	TX 5500MHz

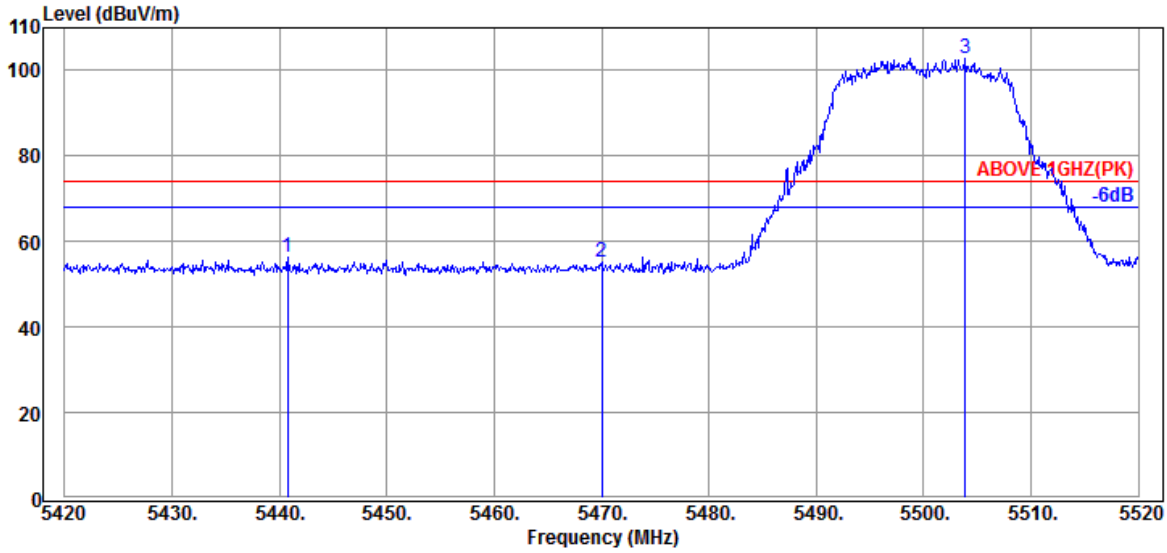

Antenna at Vertical Polarization

Emission Frequency (MHz)	Antenna Factor (dB/m)	Cable Loss (dB)	Preamp Gain (dB)	Read Level (dBµV)	Emission Level (dBµV/m)	Limits (dBµV/m)	Margin (dB)	Detector
5440.800	34.62	8.63	39.18	52.20	56.27	74.00	17.73	Peak
5470.000	34.57	8.65	39.17	51.08	55.13	74.00	18.87	Peak
@ 5503.900	34.50	8.68	39.17	98.77	102.78	---	---	Peak

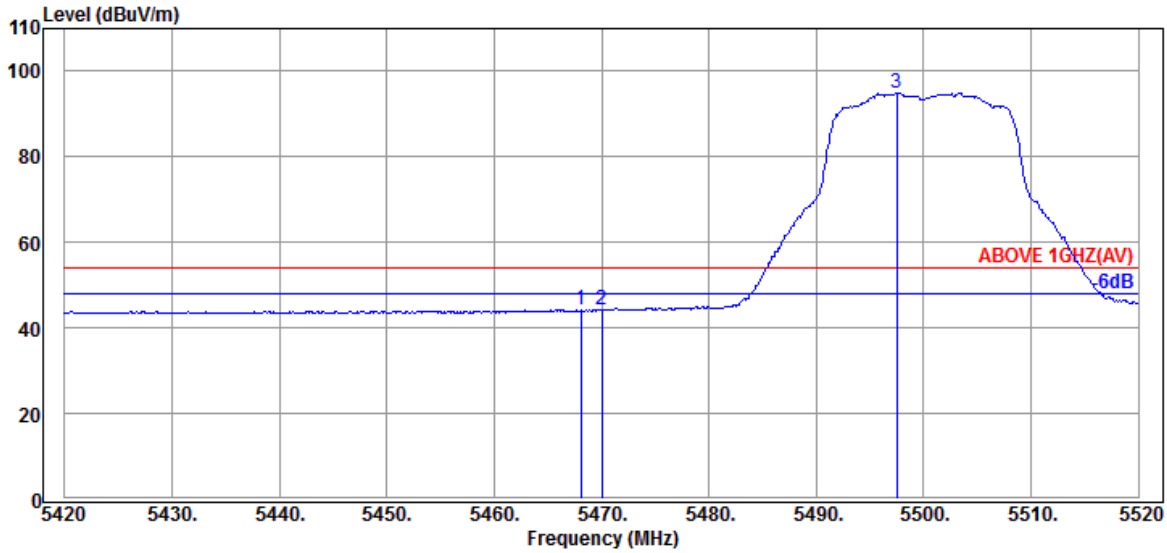

Antenna at Vertical Polarization

Emission Frequency (MHz)	Antenna Factor (dB/m)	Cable Loss (dB)	Preamp Gain (dB)	Read Level (dBµV)	Emission Level (dBµV/m)	Limits (dBµV/m)	Margin (dB)	Detector
5468.100	34.57	8.65	39.17	40.22	44.27	54.00	9.73	Average
5470.000	34.57	8.65	39.17	40.24	44.29	54.00	9.71	Average
@ 5497.500	34.50	8.68	39.17	90.88	94.89	---	---	Average

Remark: The "@" means fundamental frequency, it is ignored in this section.

This test report may be reproduced in full only. The document may only be updated by Audix Technology Corp. personnel. Any changes will be noted in the Document History section of the report.

Audix Technology Corp.
No. 53-11, Dingfu, Linkou, Dist.,
New Taipei City244, Taiwan

Tel: +886 2 26099301
Fax: +886 2 26099303

Mode	802.11a	Band	NII-2C
		Frequency	TX 5700MHz

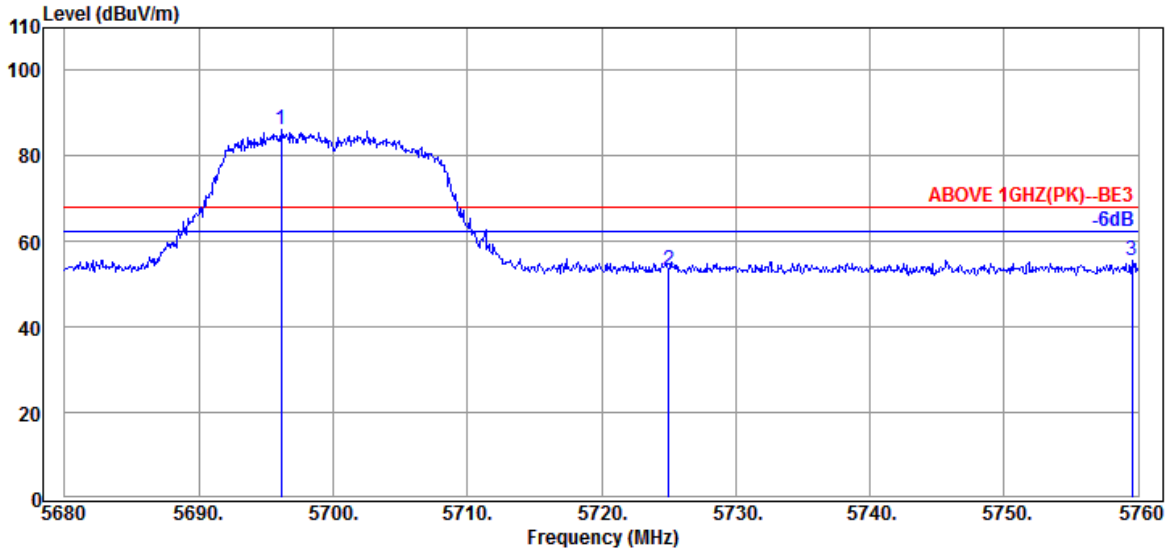

Antenna at Horizontal Polarization

Emission Frequency (MHz)	Antenna Factor (dB/m)	Cable Loss (dB)	Preamp Gain (dB)	Read Level (dBμV)	Emission Level (dBμV/m)	Limits (dBμV/m)	Margin (dB)	Detector
@ 5696.160	34.50	8.84	39.22	82.09	86.21	---	---	Peak
5725.040	34.50	8.86	39.23	49.36	53.49	68.20	14.71	Peak
5759.520	34.47	8.89	39.24	51.33	55.45	68.20	12.75	Peak

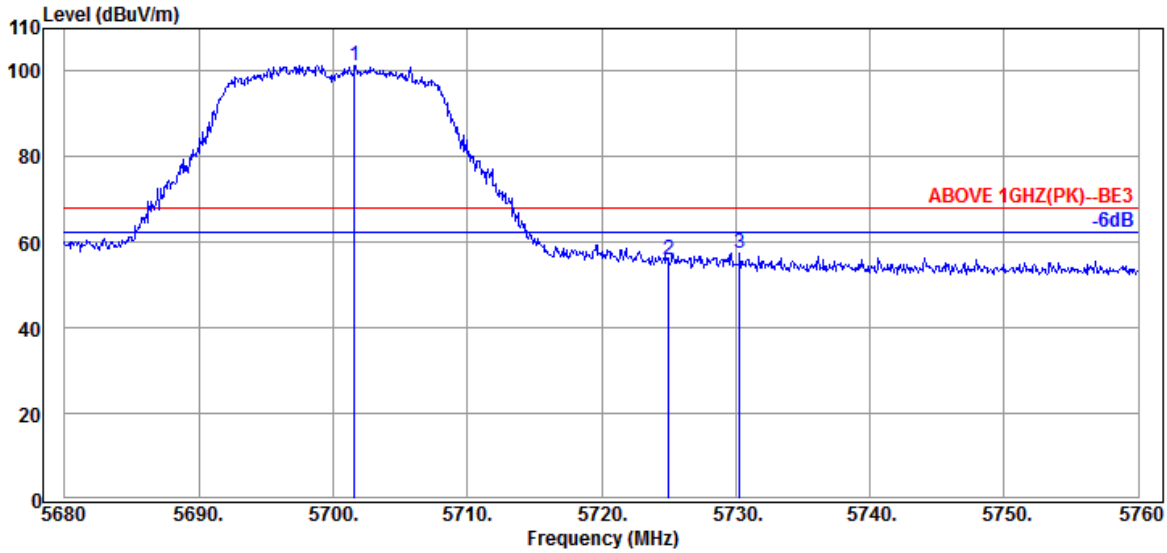

Antenna at Vertical Polarization

Emission Frequency (MHz)	Antenna Factor (dB/m)	Cable Loss (dB)	Preamp Gain (dB)	Read Level (dBμV)	Emission Level (dBμV/m)	Limits (dBμV/m)	Margin (dB)	Detector
@ 5701.600	34.50	8.85	39.22	97.24	101.37	---	---	Peak
5725.040	34.50	8.86	39.23	51.66	55.79	68.20	12.41	Peak
5730.320	34.50	8.86	39.23	53.29	57.42	68.20	10.78	Peak

Remark: The "@" means fundamental frequency, it is ignored in this section.

This test report may be reproduced in full only. The document may only be updated by Audix Technology Corp. personnel. Any changes will be noted in the Document History section of the report.

Audix Technology Corp.
No. 53-11, Dingfu, Linkou, Dist.,
New Taipei City244, Taiwan

Tel: +886 2 26099301
Fax: +886 2 26099303

Mode	802.11a	Band	NII-2C
		Frequency	TX 5720MHz

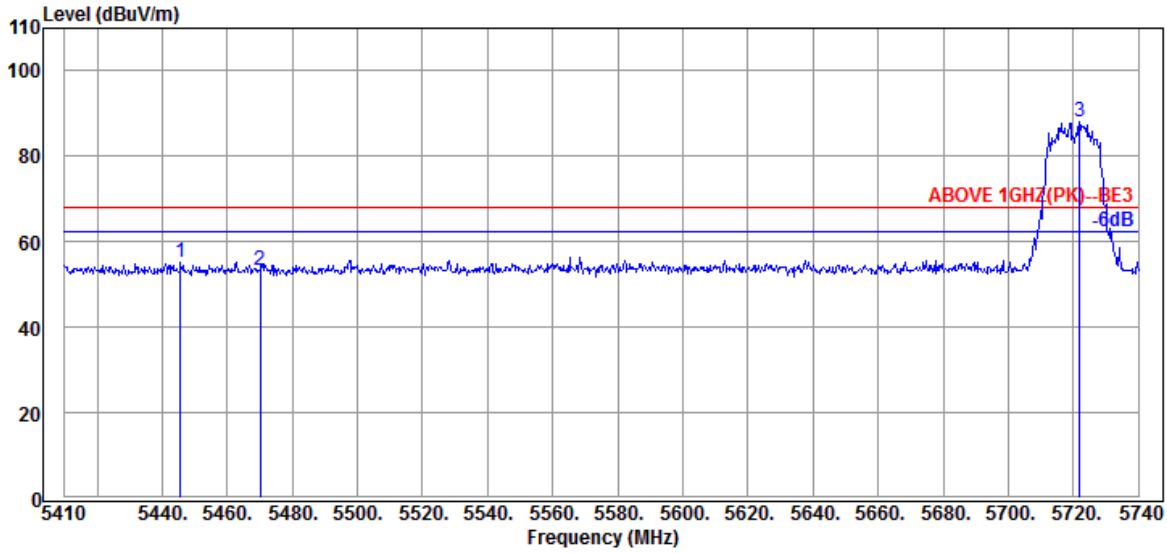

Antenna at Horizontal Polarization

Emission Frequency (MHz)	Antenna Factor (dB/m)	Cable Loss (dB)	Preamp Gain (dB)	Read Level (dBμV)	Emission Level (dBμV/m)	Limits (dBμV/m)	Margin (dB)	Detector
5445.640	34.62	8.64	39.18	50.95	55.03	68.20	13.17	Peak
5470.060	34.57	8.65	39.17	49.31	53.36	68.20	14.84	Peak
@ 5721.850	34.50	8.86	39.23	83.91	88.04	---	---	Peak

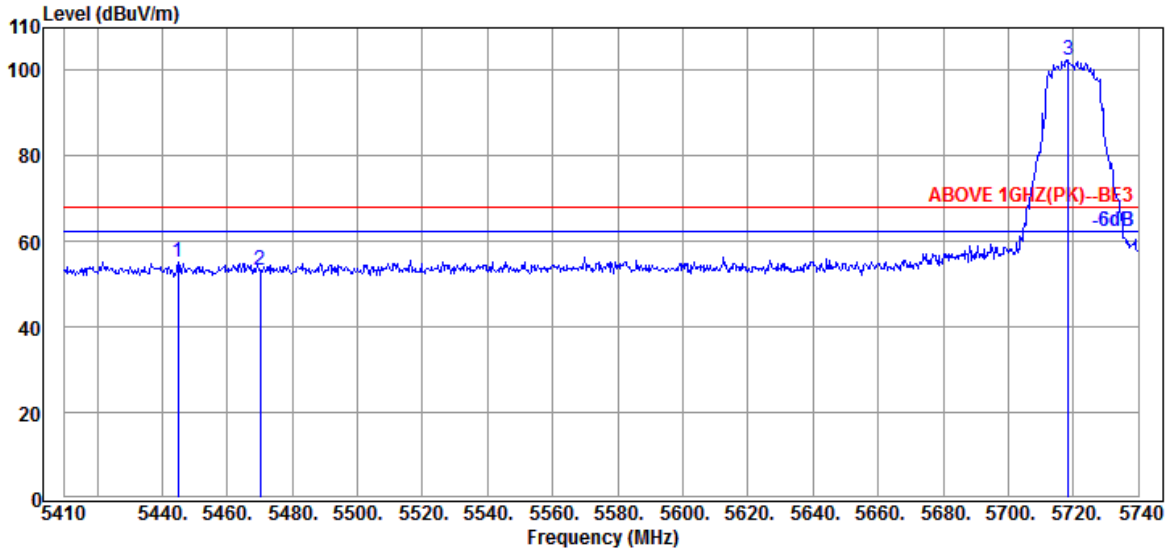

Antenna at Vertical Polarization

Emission Frequency (MHz)	Antenna Factor (dB/m)	Cable Loss (dB)	Preamp Gain (dB)	Read Level (dBμV)	Emission Level (dBμV/m)	Limits (dBμV/m)	Margin (dB)	Detector
5444.980	34.62	8.63	39.18	51.22	55.29	68.20	12.91	Peak
5470.060	34.57	8.65	39.17	49.16	53.21	68.20	14.99	Peak
@ 5718.550	34.50	8.86	39.23	98.30	102.43	---	---	Peak

Remark: The "@" means fundamental frequency, it is ignored in this section.

This test report may be reproduced in full only. The document may only be updated by Audix Technology Corp. personnel. Any changes will be noted in the Document History section of the report.

Audix Technology Corp.
No. 53-11, Dingfu, Linkou, Dist.,
New Taipei City244, Taiwan

Tel: +886 2 26099301
Fax: +886 2 26099303

Mode	802.11a	Band	NII-2C
		Frequency	TX 5720MHz

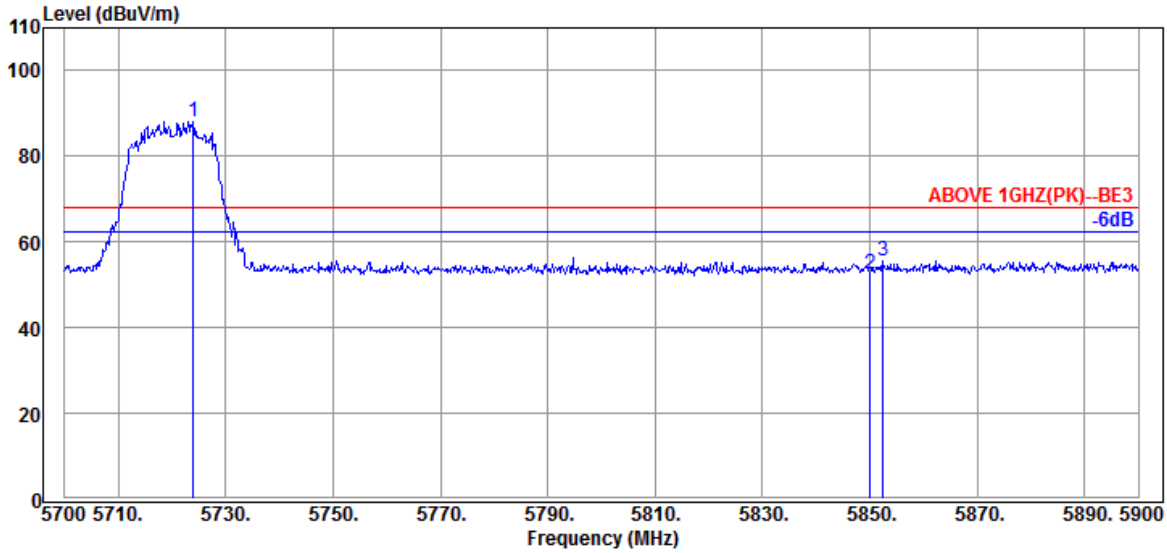

Antenna at Horizontal Polarization

Emission Frequency (MHz)	Antenna Factor (dB/m)	Cable Loss (dB)	Preamp Gain (dB)	Read Level (dBμV)	Emission Level (dBμV/m)	Limits (dBμV/m)	Margin (dB)	Detector
@ 5724.000	34.50	8.86	39.23	84.08	88.21	---	---	Peak
5850.000	34.40	8.96	39.26	48.28	52.38	68.20	15.82	Peak
5852.400	34.40	8.96	39.26	51.40	55.50	68.20	12.70	Peak

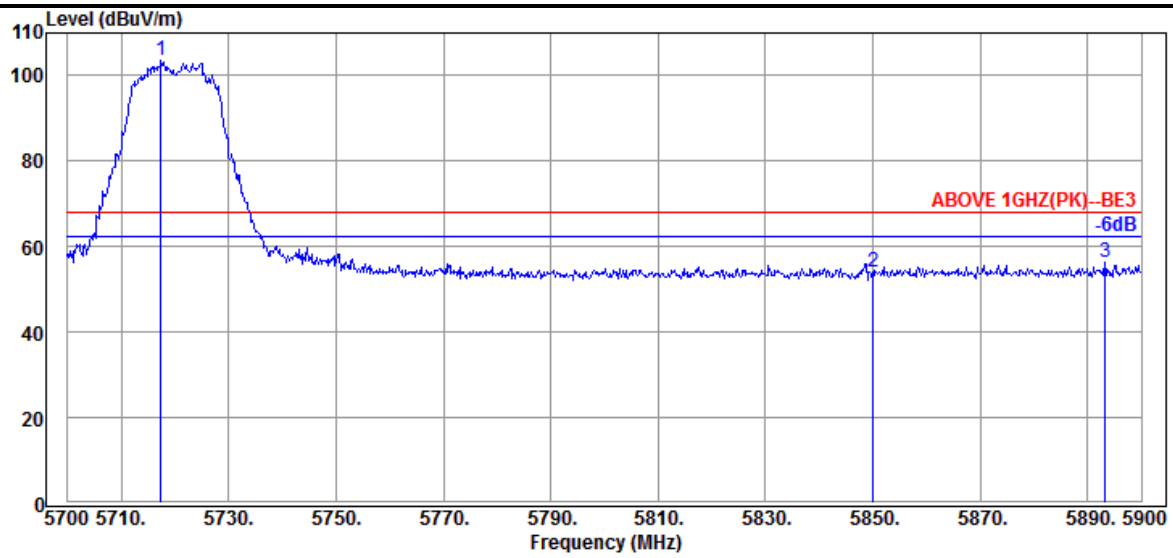

Antenna at Vertical Polarization

Emission Frequency (MHz)	Antenna Factor (dB/m)	Cable Loss (dB)	Preamp Gain (dB)	Read Level (dBμV)	Emission Level (dBμV/m)	Limits (dBμV/m)	Margin (dB)	Detector
@ 5717.400	34.50	8.85	39.23	99.49	103.61	---	---	Peak
5850.000	34.40	8.96	39.26	49.83	53.93	68.20	14.27	Peak
5893.200	34.50	9.01	39.27	52.13	56.37	68.20	11.83	Peak

Remark: The "@" means fundamental frequency, it is ignored in this section.

This test report may be reproduced in full only. The document may only be updated by Audix Technology Corp. personnel. Any changes will be noted in the Document History section of the report.

Audix Technology Corp.
No. 53-11, Dingfu, Linkou, Dist.,
New Taipei City244, Taiwan

Tel: +886 2 26099301
Fax: +886 2 26099303

Mode	802.11a	Band	NII-III
		Frequency	TX 5745MHz

Antenna at Horizontal Polarization

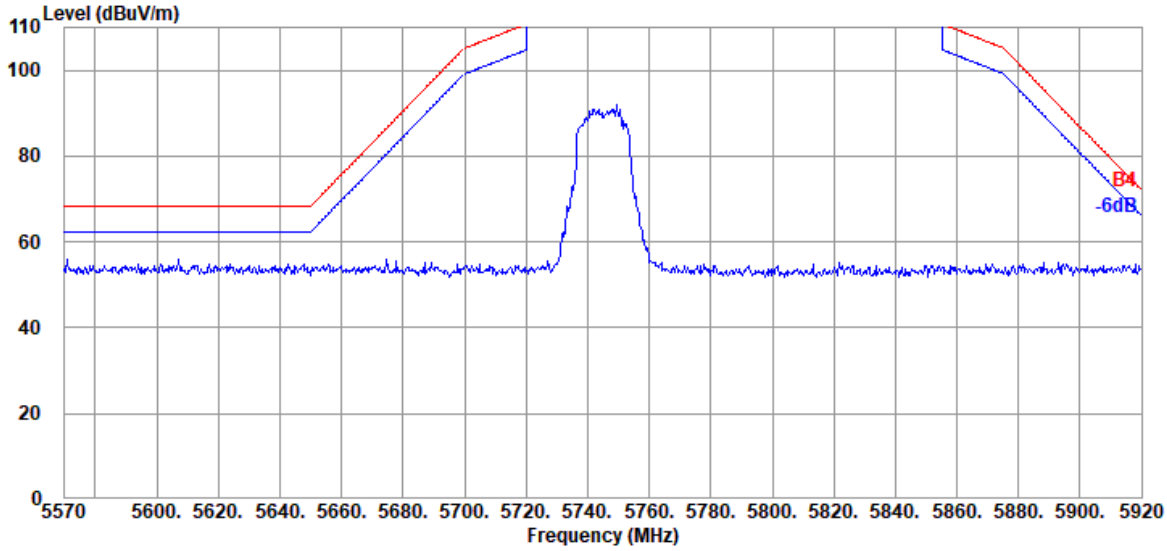

Antenna at Vertical Polarization

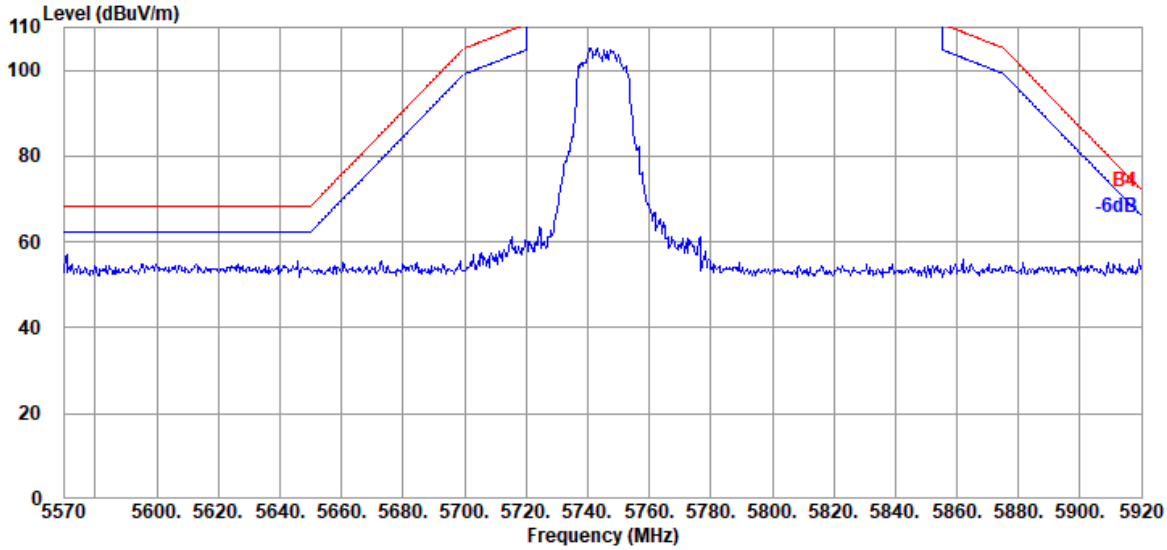

This test report may be reproduced in full only. The document may only be updated by Audix Technology Corp. personnel. Any changes will be noted in the Document History section of the report.

Audix Technology Corp.
No. 53-11, Dingfu, Linkou, Dist.,
New Taipei City244, Taiwan

Tel: +886 2 26099301
Fax: +886 2 26099303

Mode	802.11a	Band	NII-III
		Frequency	TX 5825MHz

Antenna at Horizontal Polarization

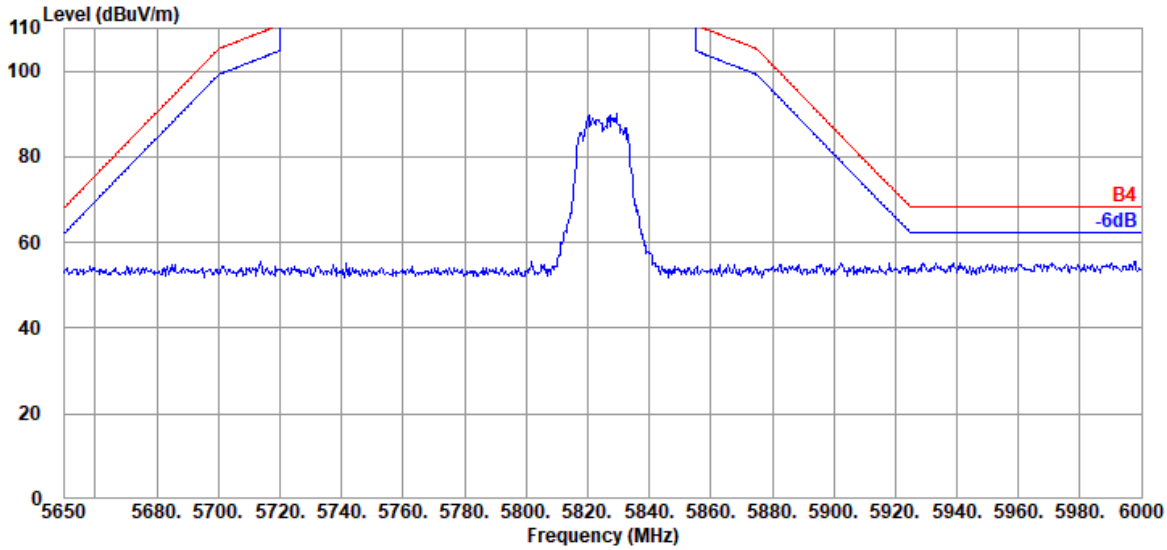

Antenna at Vertical Polarization

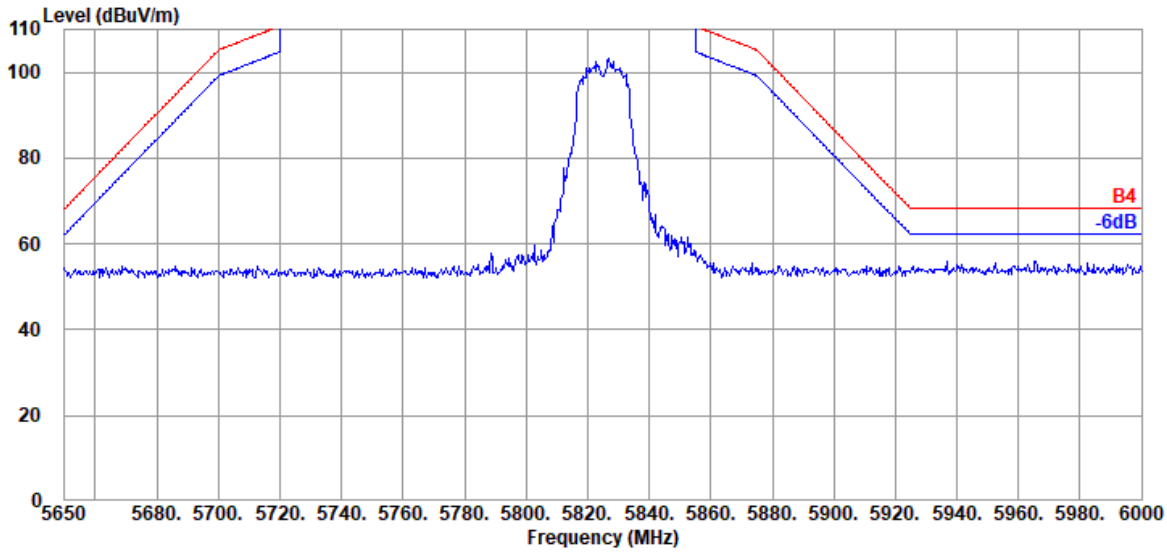

This test report may be reproduced in full only. The document may only be updated by Audix Technology Corp. personnel. Any changes will be noted in the Document History section of the report.

Audix Technology Corp.
No. 53-11, Dingfu, Linkou, Dist.,
New Taipei City244, Taiwan
Tel: +886 2 26099301
Fax: +886 2 26099303

Mode	802.11n-HT20	Band	NII-I
		Frequency	TX 5180MHz

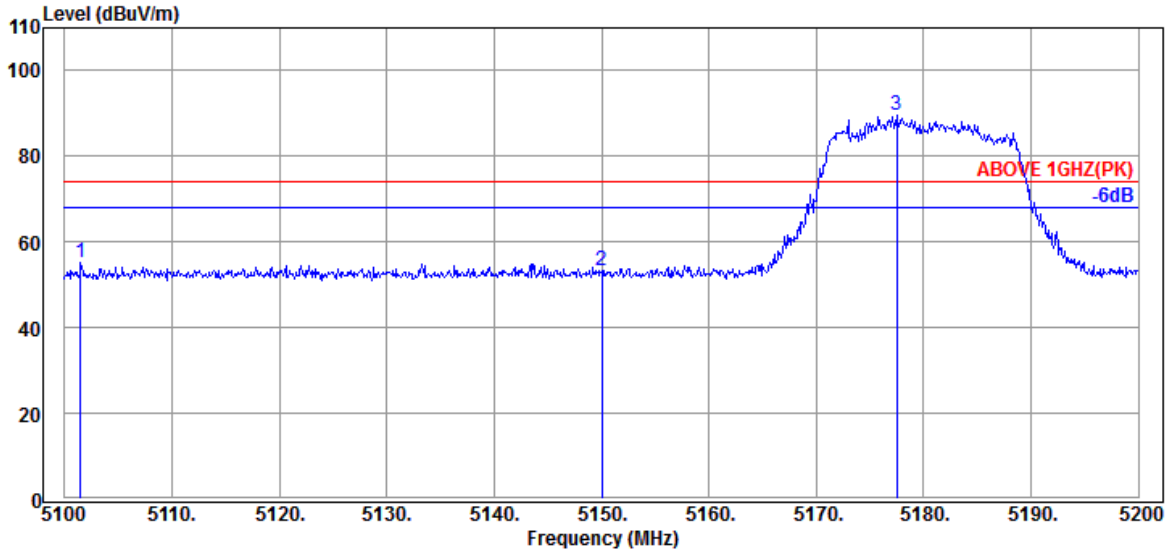

Antenna at Horizontal Polarization

	Emission Frequency (MHz)	Antenna Factor (dB/m)	Cable Loss (dB)	Preamp Gain (dB)	Read Level (dBμV)	Emission Level (dBμV/m)	Limits (dBμV/m)	Margin (dB)	Detector
	5101.500	33.90	8.34	39.22	52.03	55.05	74.00	18.95	Peak
	5150.000	34.10	8.39	39.21	49.84	53.12	74.00	20.88	Peak
@	5177.500	34.23	8.41	39.21	85.98	89.41	---	---	Peak

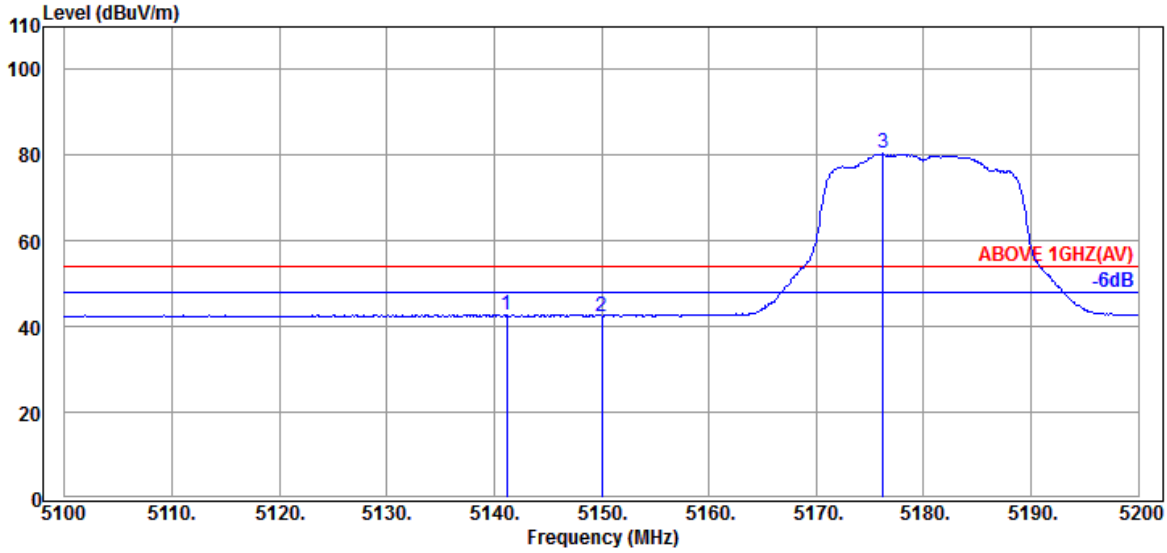

Antenna at Horizontal Polarization

	Emission Frequency (MHz)	Antenna Factor (dB/m)	Cable Loss (dB)	Preamp Gain (dB)	Read Level (dBμV)	Emission Level (dBμV/m)	Limits (dBμV/m)	Margin (dB)	Detector
	5141.200	34.03	8.39	39.21	39.66	42.87	54.00	11.13	Average
	5150.000	34.10	8.39	39.21	39.20	42.48	54.00	11.52	Average
@	5176.200	34.23	8.41	39.21	76.91	80.34	---	---	Average

Remark: The "@" means fundamental frequency, it is ignored in this section.

This test report may be reproduced in full only. The document may only be updated by Audix Technology Corp. personnel. Any changes will be noted in the Document History section of the report.

Audix Technology Corp.
No. 53-11, Dingfu, Linkou, Dist.,
New Taipei City244, Taiwan

Tel: +886 2 26099301
Fax: +886 2 26099303

Mode	802.11n-HT20	Band	NII-I
		Frequency	TX 5180MHz

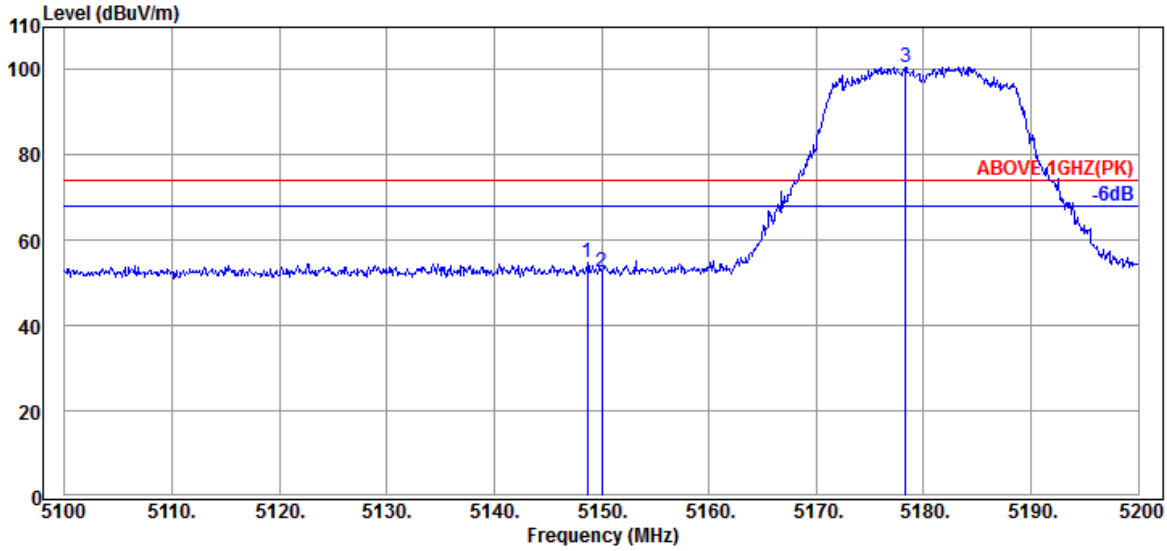

Antenna at Vertical Polarization

Emission Frequency (MHz)	Antenna Factor (dB/m)	Cable Loss (dB)	Preamp Gain (dB)	Read Level (dBμV)	Emission Level (dBμV/m)	Limits (dBμV/m)	Margin (dB)	Detector
5148.700	34.10	8.39	39.21	51.68	54.96	74.00	19.04	Peak
5150.000	34.10	8.39	39.21	49.22	52.50	74.00	21.50	Peak
@ 5178.300	34.23	8.41	39.21	97.16	100.59	---	---	Peak

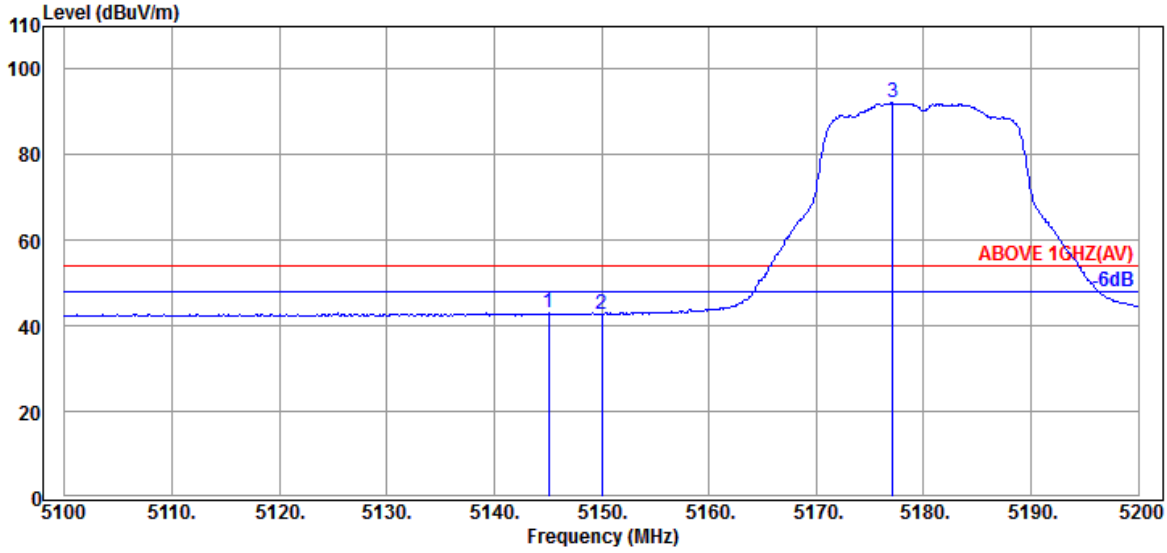

Antenna at Vertical Polarization

Emission Frequency (MHz)	Antenna Factor (dB/m)	Cable Loss (dB)	Preamp Gain (dB)	Read Level (dBμV)	Emission Level (dBμV/m)	Limits (dBμV/m)	Margin (dB)	Detector
5145.100	34.10	8.39	39.21	39.69	42.97	54.00	11.03	Average
5150.000	34.10	8.39	39.21	39.33	42.61	54.00	11.39	Average
@ 5177.100	34.23	8.41	39.21	88.66	92.09	---	---	Average

Remark: The "@" means fundamental frequency, it is ignored in this section.

This test report may be reproduced in full only. The document may only be updated by Audix Technology Corp. personnel. Any changes will be noted in the Document History section of the report.

Audix Technology Corp.
No. 53-11, Dingfu, Linkou, Dist.,
New Taipei City244, Taiwan
Tel: +886 2 26099301
Fax: +886 2 26099303

Mode	802.11n-HT20	Band	NII-2A
		Frequency	TX 5320MHz

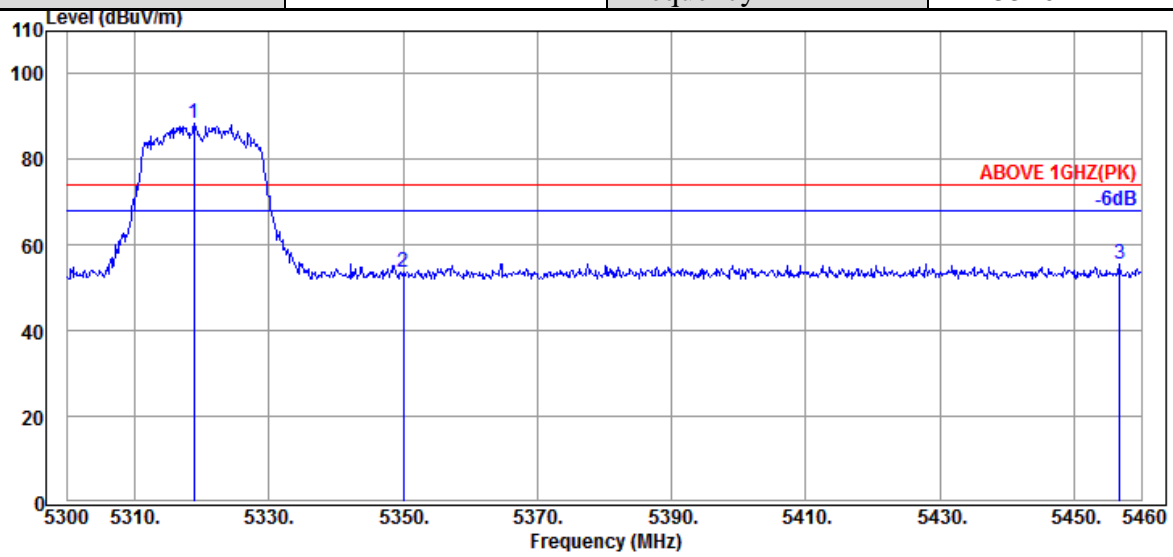

Antenna at Horizontal Polarization

Emission Frequency (MHz)	Antenna Factor (dB/m)	Cable Loss (dB)	Preamp Gain (dB)	Read Level (dBμV)	Emission Level (dBμV/m)	Limits (dBμV/m)	Margin (dB)	Detector
@ 5318.880	34.53	8.53	39.19	84.65	88.52	---	---	Peak
5350.080	34.60	8.56	39.19	49.81	53.78	74.00	20.22	Peak
5456.800	34.60	8.64	39.17	51.61	55.68	74.00	18.32	Peak

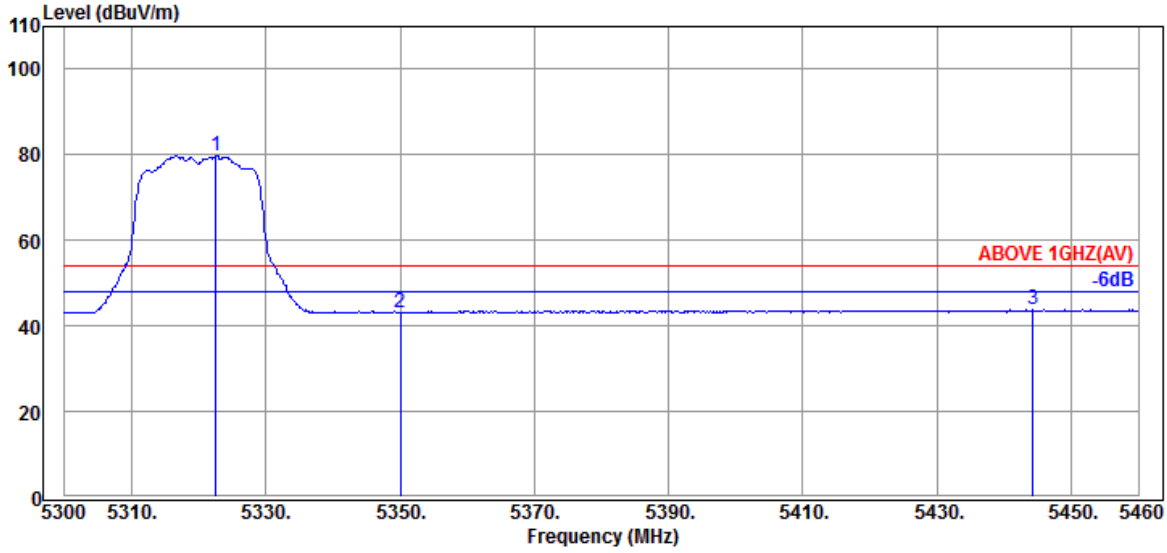

Antenna at Horizontal Polarization

Emission Frequency (MHz)	Antenna Factor (dB/m)	Cable Loss (dB)	Preamp Gain (dB)	Read Level (dBμV)	Emission Level (dBμV/m)	Limits (dBμV/m)	Margin (dB)	Detector
@ 5322.560	34.53	8.53	39.19	76.07	79.94	---	---	Average
5350.080	34.60	8.56	39.19	39.13	43.10	54.00	10.90	Average
5444.320	34.62	8.63	39.18	39.69	43.76	54.00	10.24	Average

Remark: The "@" means fundamental frequency, it is ignored in this section.

This test report may be reproduced in full only. The document may only be updated by Audix Technology Corp. personnel. Any changes will be noted in the Document History section of the report.

Audix Technology Corp.
No. 53-11, Dingfu, Linkou, Dist.,
New Taipei City244, Taiwan
Tel: +886 2 26099301
Fax: +886 2 26099303

Mode	802.11n-HT20	Band	NII-2A
		Frequency	TX 5320MHz

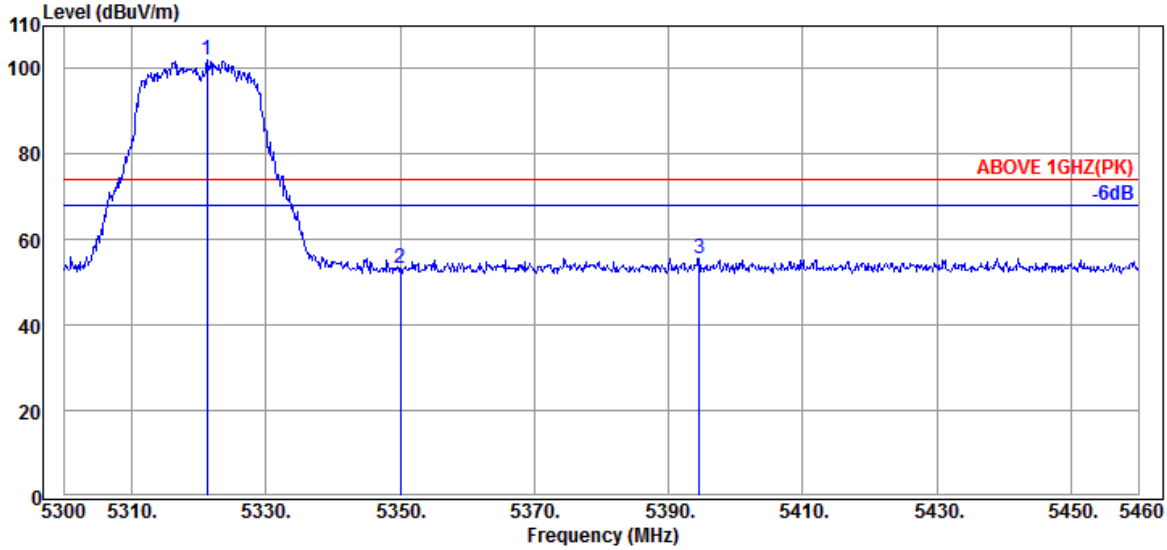

Antenna at Vertical Polarization

Emission Frequency (MHz)	Antenna Factor (dB/m)	Cable Loss (dB)	Preamp Gain (dB)	Read Level (dBμV)	Emission Level (dBμV/m)	Limits (dBμV/m)	Margin (dB)	Detector
@ 5321.280	34.53	8.53	39.19	98.04	101.91	---	---	Peak
5350.080	34.60	8.56	39.19	49.19	53.16	74.00	20.84	Peak
5394.560	34.70	8.60	39.18	51.48	55.60	74.00	18.40	Peak

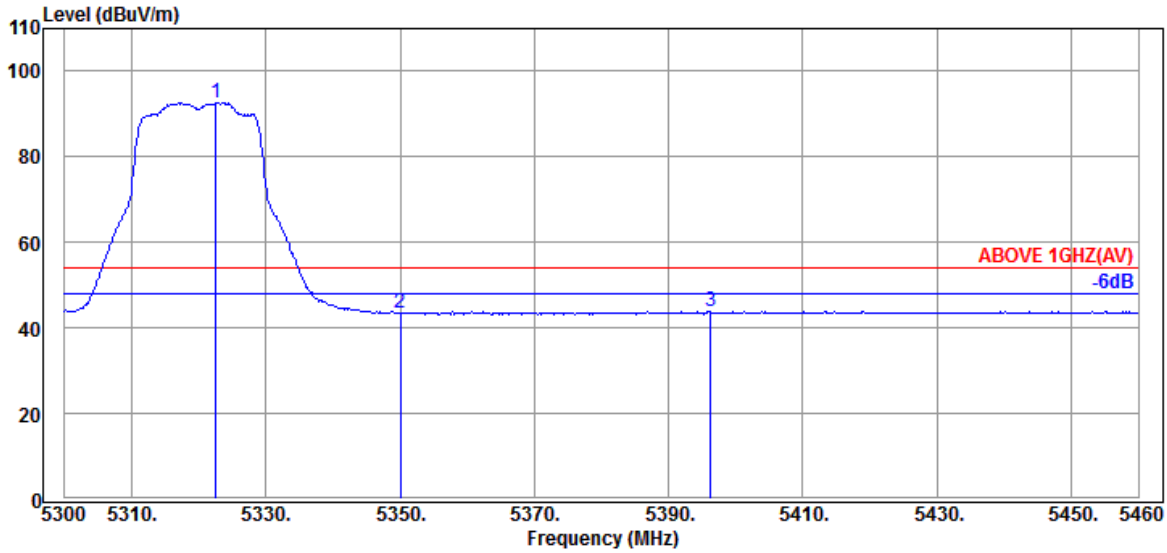

Antenna at Vertical Polarization

Emission Frequency (MHz)	Antenna Factor (dB/m)	Cable Loss (dB)	Preamp Gain (dB)	Read Level (dBμV)	Emission Level (dBμV/m)	Limits (dBμV/m)	Margin (dB)	Detector
@ 5322.560	34.53	8.53	39.19	88.82	92.69	---	---	Average
5350.080	34.60	8.56	39.19	39.35	43.32	54.00	10.68	Average
5396.320	34.70	8.60	39.18	39.66	43.78	54.00	10.22	Average

Remark: The "@" means fundamental frequency, it is ignored in this section.

This test report may be reproduced in full only. The document may only be updated by Audix Technology Corp. personnel. Any changes will be noted in the Document History section of the report.

Audix Technology Corp.
No. 53-11, Dingfu, Linkou, Dist.,
New Taipei City244, Taiwan

Tel: +886 2 26099301
Fax: +886 2 26099303

Mode	802.11n-HT20	Band	NII-2C
		Frequency	TX 5500MHz

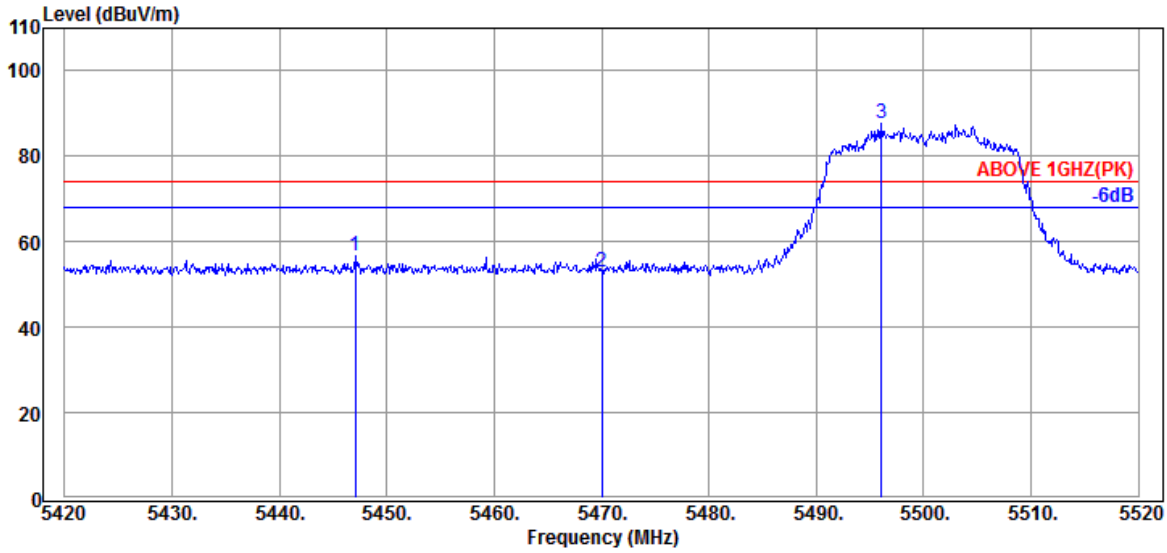

Antenna at Horizontal Polarization

	Emission Frequency (MHz)	Antenna Factor (dB/m)	Cable Loss (dB)	Preamp Gain (dB)	Read Level (dBμV)	Emission Level (dBμV/m)	Limits (dBμV/m)	Margin (dB)	Detector
	5447.100	34.62	8.64	39.18	52.49	56.57	74.00	17.43	Peak
	5470.000	34.57	8.65	39.17	48.75	52.80	74.00	21.20	Peak
@	5496.100	34.50	8.67	39.17	83.60	87.60	---	---	Peak

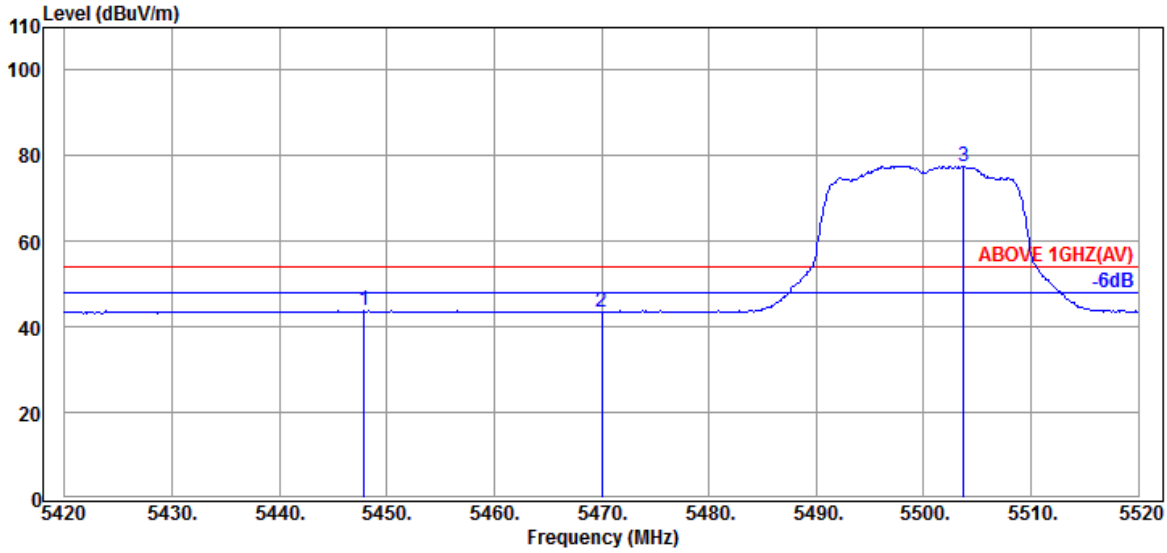

Antenna at Horizontal Polarization

	Emission Frequency (MHz)	Antenna Factor (dB/m)	Cable Loss (dB)	Preamp Gain (dB)	Read Level (dBμV)	Emission Level (dBμV/m)	Limits (dBμV/m)	Margin (dB)	Detector
	5447.900	34.60	8.64	39.18	39.71	43.77	54.00	10.23	Average
	5470.000	34.57	8.65	39.17	39.54	43.59	54.00	10.41	Average
@	5503.700	34.50	8.68	39.17	73.61	77.62	---	---	Average

Remark: The "@" means fundamental frequency, it is ignored in this section.

This test report may be reproduced in full only. The document may only be updated by Audix Technology Corp. personnel. Any changes will be noted in the Document History section of the report.

Audix Technology Corp.
No. 53-11, Dingfu, Linkou, Dist.,
New Taipei City244, Taiwan

Tel: +886 2 26099301
Fax: +886 2 26099303

Mode	802.11n-HT20	Band	NII-2C
		Frequency	TX 5500MHz

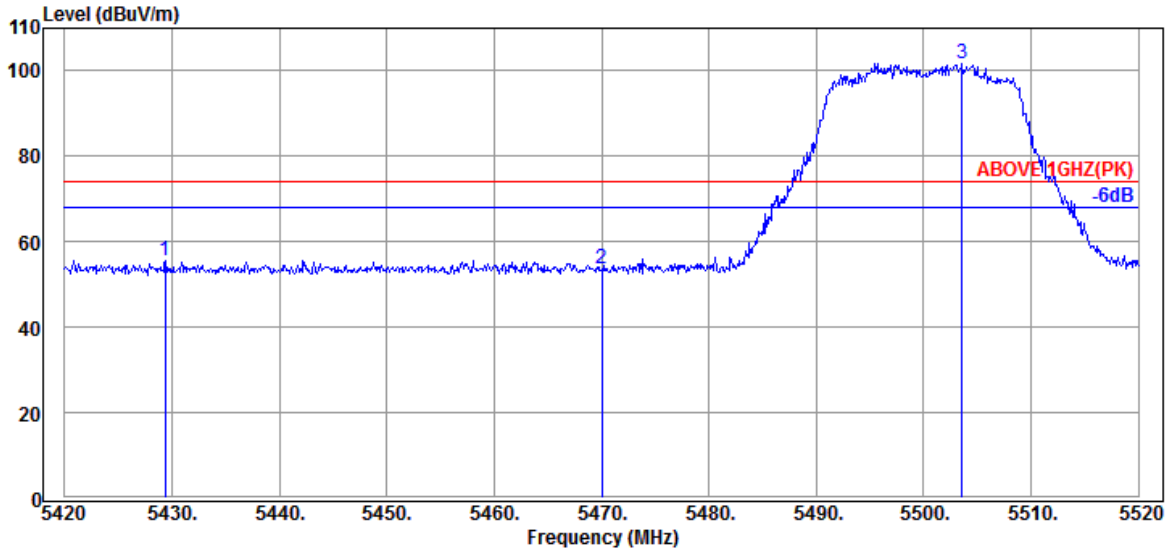

Antenna at Vertical Polarization

Emission Frequency (MHz)	Antenna Factor (dB/m)	Cable Loss (dB)	Preamp Gain (dB)	Read Level (dBµV)	Emission Level (dBµV/m)	Limits (dBµV/m)	Margin (dB)	Detector
5429.400	34.65	8.63	39.18	51.56	55.66	74.00	18.34	Peak
5470.000	34.57	8.65	39.17	49.51	53.56	74.00	20.44	Peak
@ 5503.600	34.50	8.68	39.17	97.67	101.68	---	---	Peak

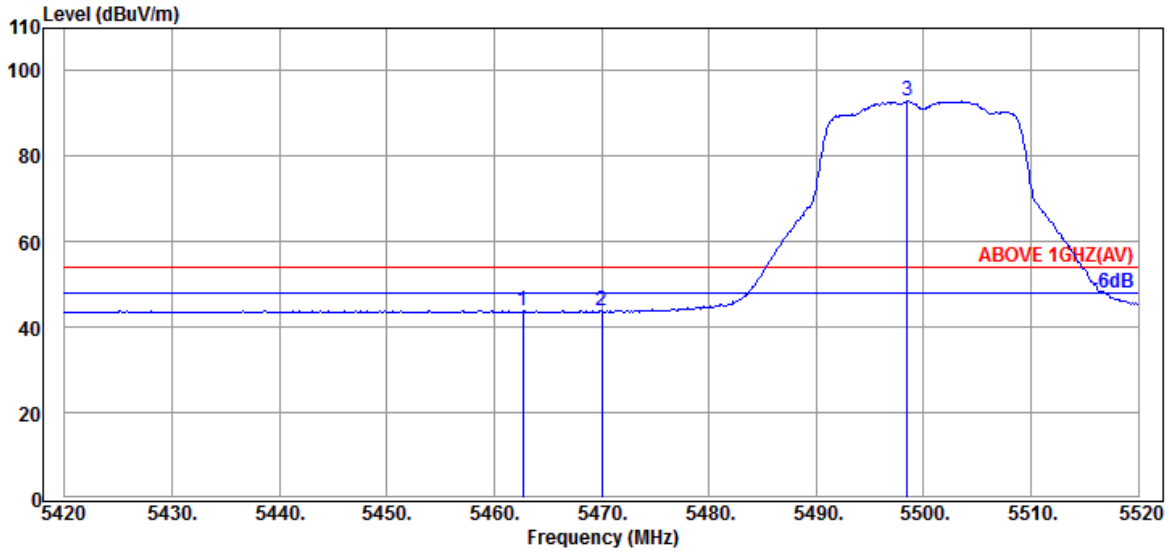

Antenna at Vertical Polarization

Emission Frequency (MHz)	Antenna Factor (dB/m)	Cable Loss (dB)	Preamp Gain (dB)	Read Level (dBµV)	Emission Level (dBµV/m)	Limits (dBµV/m)	Margin (dB)	Detector
5462.700	34.60	8.65	39.17	39.84	43.92	54.00	10.08	Average
5470.000	34.57	8.65	39.17	39.73	43.78	54.00	10.22	Average
@ 5498.500	34.50	8.68	39.17	88.83	92.84	---	---	Average

Remark: The "@" means fundamental frequency, it is ignored in this section.

This test report may be reproduced in full only. The document may only be updated by Audix Technology Corp. personnel. Any changes will be noted in the Document History section of the report.

Audix Technology Corp.
No. 53-11, Dingfu, Linkou, Dist.,
New Taipei City244, Taiwan

Tel: +886 2 26099301
Fax: +886 2 26099303

Mode	802.11n-HT20	Band	NII-2C
		Frequency	TX 5700MHz

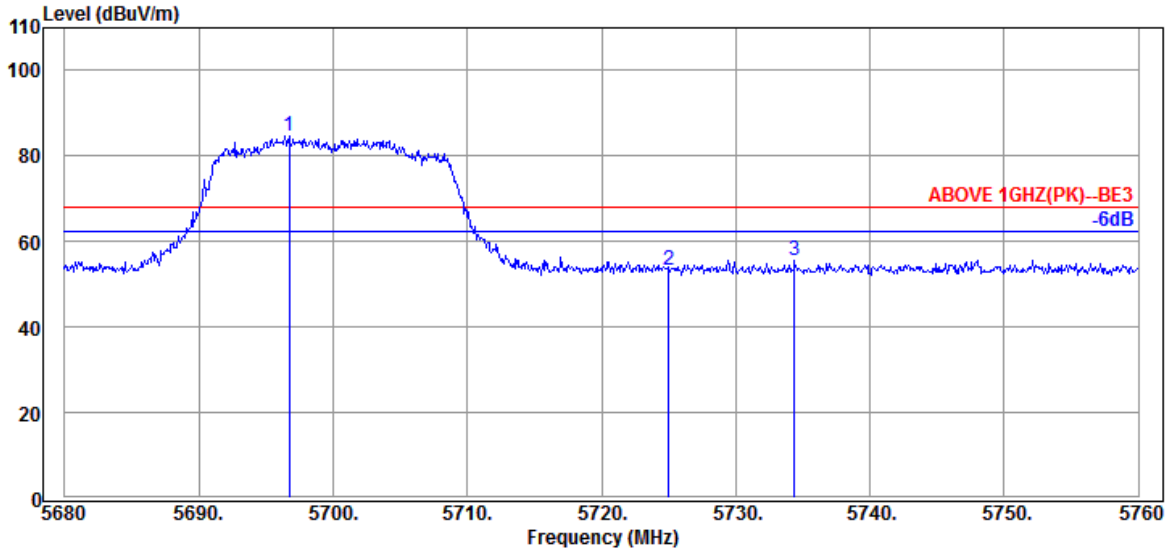

Antenna at Horizontal Polarization

Emission Frequency (MHz)	Antenna Factor (dB/m)	Cable Loss (dB)	Preamp Gain (dB)	Read Level (dBµV)	Emission Level (dBµV/m)	Limits (dBµV/m)	Margin (dB)	Detector
@ 5696.720	34.50	8.84	39.22	80.71	84.83	---	---	Peak
5725.040	34.50	8.86	39.23	49.25	53.38	68.20	14.82	Peak
5734.400	34.50	8.86	39.23	51.56	55.69	68.20	12.51	Peak

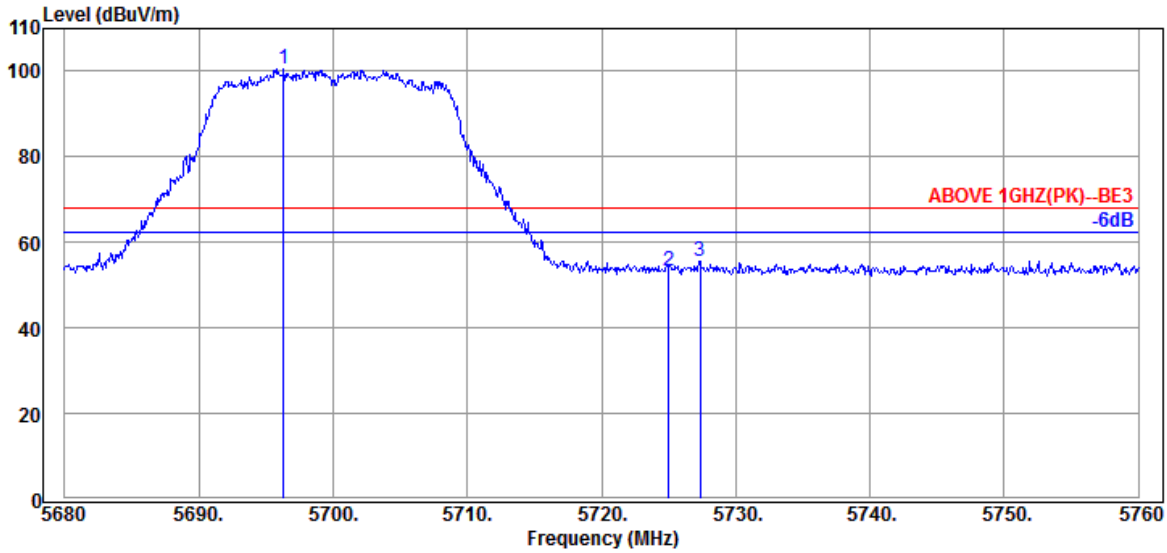

Antenna at Vertical Polarization

Emission Frequency (MHz)	Antenna Factor (dB/m)	Cable Loss (dB)	Preamp Gain (dB)	Read Level (dBµV)	Emission Level (dBµV/m)	Limits (dBµV/m)	Margin (dB)	Detector
@ 5696.320	34.50	8.84	39.22	96.61	100.73	---	---	Peak
5725.040	34.50	8.86	39.23	49.34	53.47	68.20	14.73	Peak
5727.360	34.50	8.86	39.23	51.61	55.74	68.20	12.46	Peak

Remark: The "@" means fundamental frequency, it is ignored in this section.

This test report may be reproduced in full only. The document may only be updated by Audix Technology Corp. personnel. Any changes will be noted in the Document History section of the report.

Audix Technology Corp.
No. 53-11, Dingfu, Linkou, Dist.,
New Taipei City244, Taiwan
Tel: +886 2 26099301
Fax: +886 2 26099303

Mode	802.11n-HT20	Band	NII-2C
		Frequency	TX 5720MHz

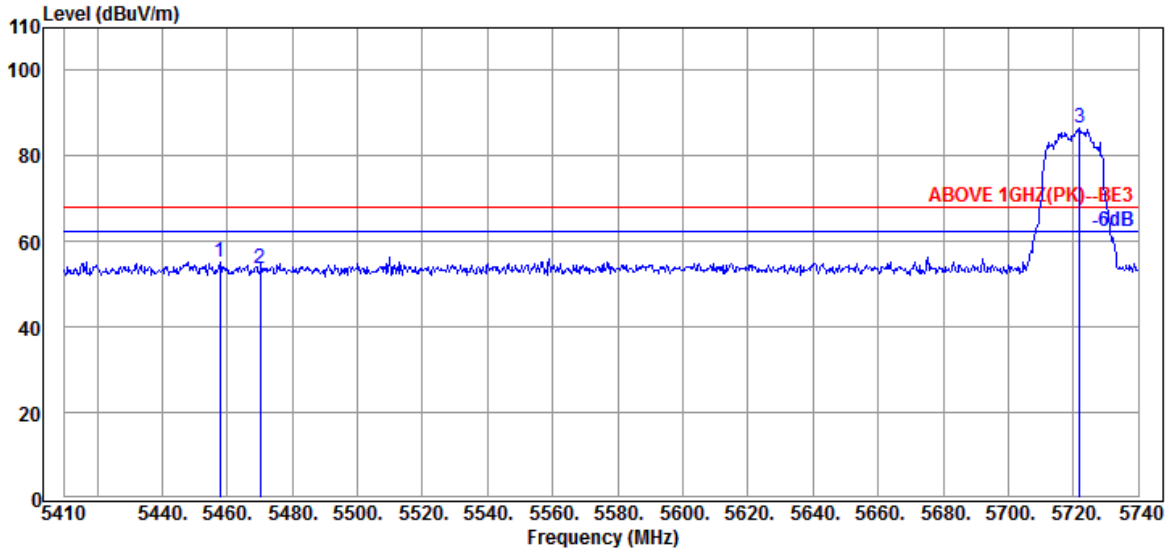

Antenna at Horizontal Polarization

Emission Frequency (MHz)	Antenna Factor (dB/m)	Cable Loss (dB)	Preamp Gain (dB)	Read Level (dBμV)	Emission Level (dBμV/m)	Limits (dBμV/m)	Margin (dB)	Detector
5457.850	34.60	8.64	39.17	51.22	55.29	68.20	12.91	Peak
5470.060	34.57	8.65	39.17	49.77	53.82	68.20	14.38	Peak
@ 5721.850	34.50	8.86	39.23	82.29	86.42	---	---	Peak

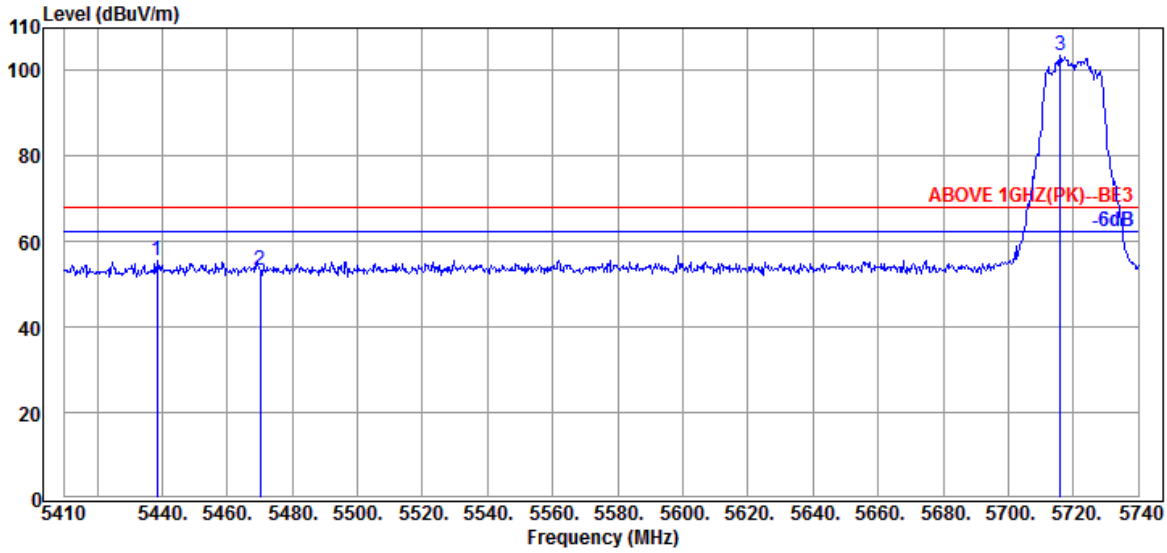

Antenna at Vertical Polarization

Emission Frequency (MHz)	Antenna Factor (dB/m)	Cable Loss (dB)	Preamp Gain (dB)	Read Level (dBμV)	Emission Level (dBμV/m)	Limits (dBμV/m)	Margin (dB)	Detector
5438.380	34.62	8.63	39.18	51.58	55.65	68.20	12.55	Peak
5470.060	34.57	8.65	39.17	49.19	53.24	68.20	14.96	Peak
@ 5715.910	34.50	8.85	39.23	99.53	103.65	---	---	Peak

Remark: The "@" means fundamental frequency, it is ignored in this section.

This test report may be reproduced in full only. The document may only be updated by Audix Technology Corp. personnel. Any changes will be noted in the Document History section of the report.

Audix Technology Corp.
No. 53-11, Dingfu, Linkou, Dist.,
New Taipei City244, Taiwan
Tel: +886 2 26099301
Fax: +886 2 26099303

Mode	802.11n-HT20	Band	NII-2C
		Frequency	TX 5720MHz

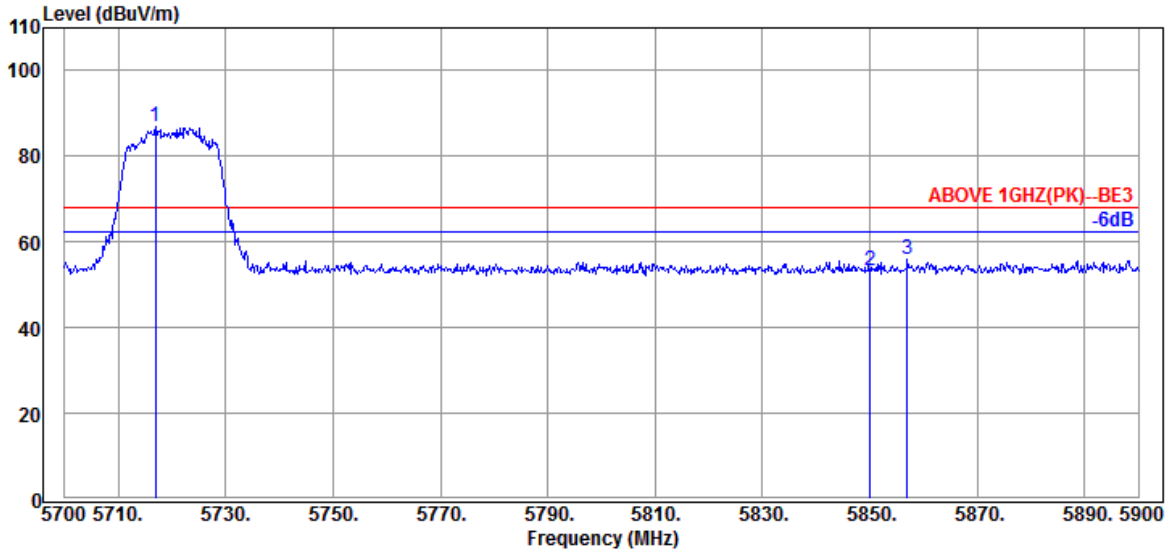

Antenna at Horizontal Polarization

Emission Frequency (MHz)	Antenna Factor (dB/m)	Cable Loss (dB)	Preamp Gain (dB)	Read Level (dBμV)	Emission Level (dBμV/m)	Limits (dBμV/m)	Margin (dB)	Detector
@ 5717.000	34.50	8.85	39.23	82.86	86.98	---	---	Peak
5850.000	34.40	8.96	39.26	49.28	53.38	68.20	14.82	Peak
5857.000	34.43	8.98	39.26	51.94	56.09	68.20	12.11	Peak

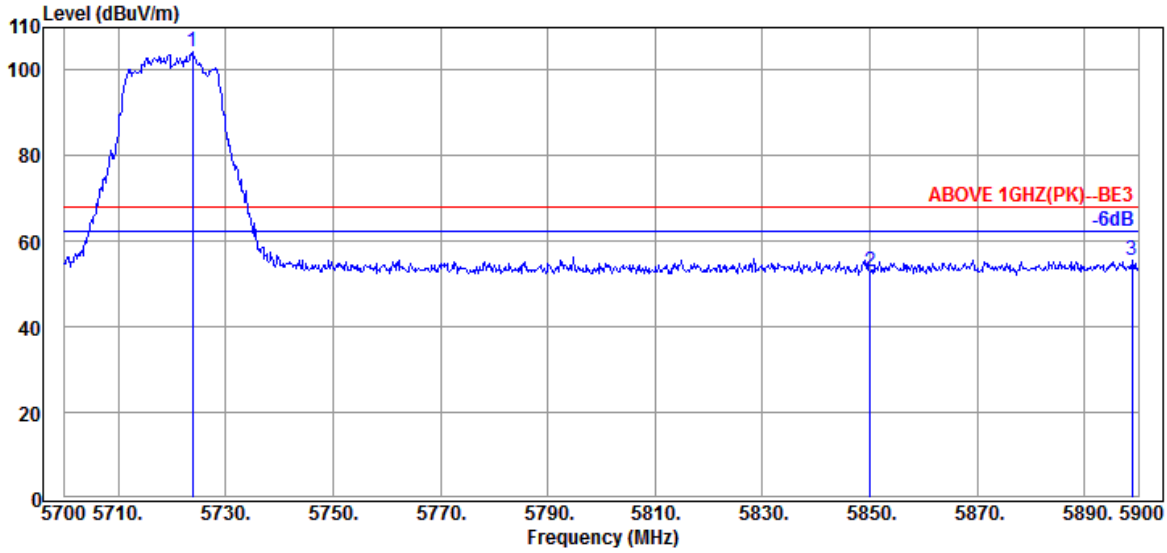

Antenna at Vertical Polarization

Emission Frequency (MHz)	Antenna Factor (dB/m)	Cable Loss (dB)	Preamp Gain (dB)	Read Level (dBμV)	Emission Level (dBμV/m)	Limits (dBμV/m)	Margin (dB)	Detector
@ 5723.800	34.50	8.86	39.23	100.31	104.44	---	---	Peak
5850.000	34.40	8.96	39.26	48.80	52.90	68.20	15.30	Peak
5898.800	34.50	9.01	39.28	51.36	55.59	68.20	12.61	Peak

Remark: The "@" means fundamental frequency, it is ignored in this section.

This test report may be reproduced in full only. The document may only be updated by Audix Technology Corp. personnel. Any changes will be noted in the Document History section of the report.

Audix Technology Corp.
No. 53-11, Dingfu, Linkou, Dist.,
New Taipei City244, Taiwan
Tel: +886 2 26099301
Fax: +886 2 26099303

Mode	802.11n-HT20	Band	NII-III
		Frequency	TX 5745MHz

Antenna at Horizontal Polarization

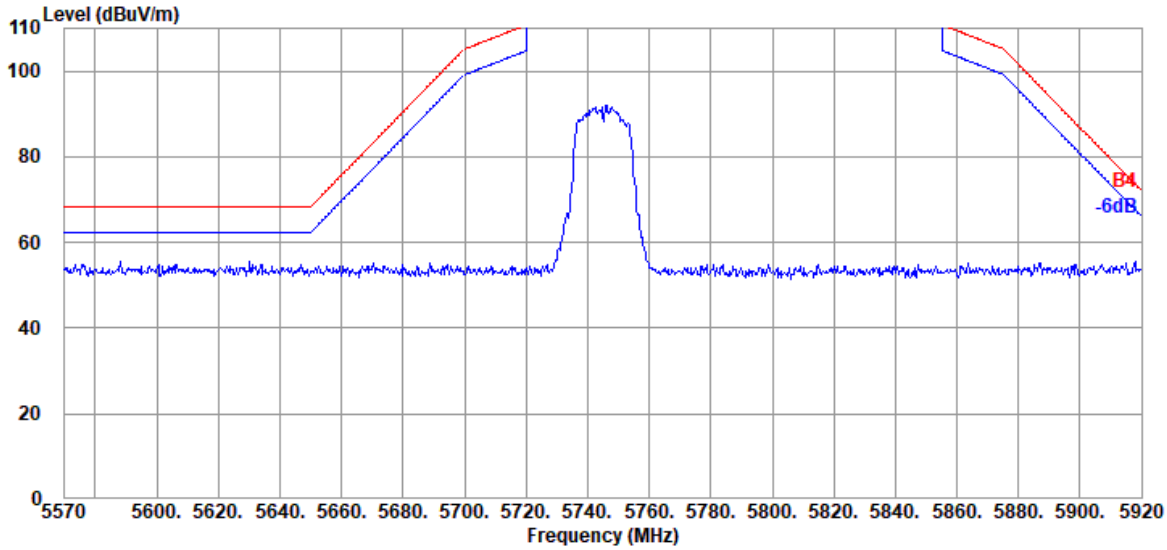

Antenna at Vertical Polarization

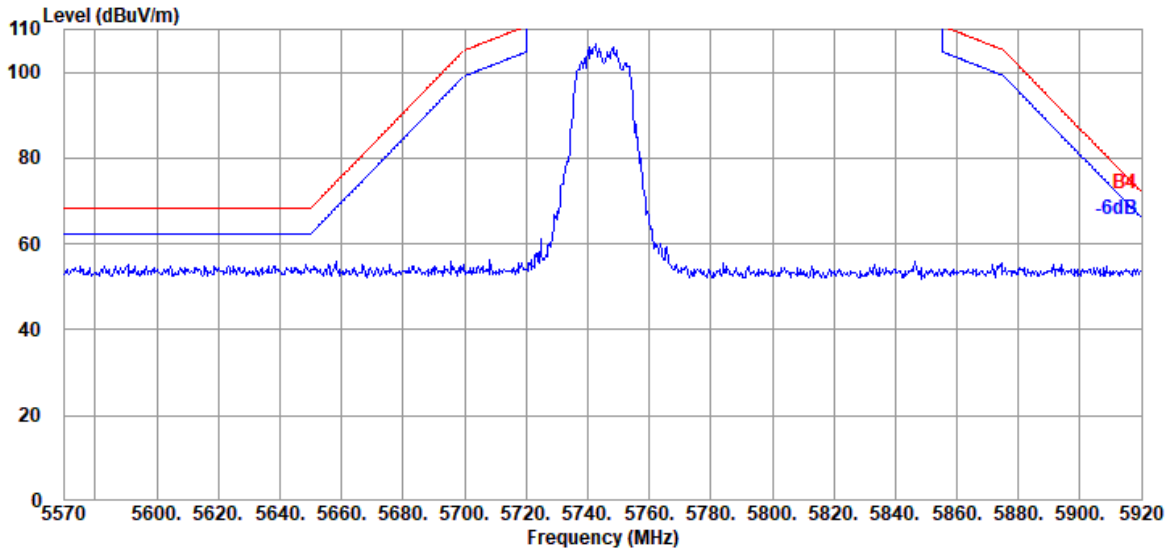

This test report may be reproduced in full only. The document may only be updated by Audix Technology Corp. personnel. Any changes will be noted in the Document History section of the report.

Audix Technology Corp.
No. 53-11, Dingfu, Linkou, Dist.,
New Taipei City244, Taiwan

Tel: +886 2 26099301
Fax: +886 2 26099303

Mode	802.11n-HT20	Band	NII-III
		Frequency	TX 5825MHz

Antenna at Horizontal Polarization

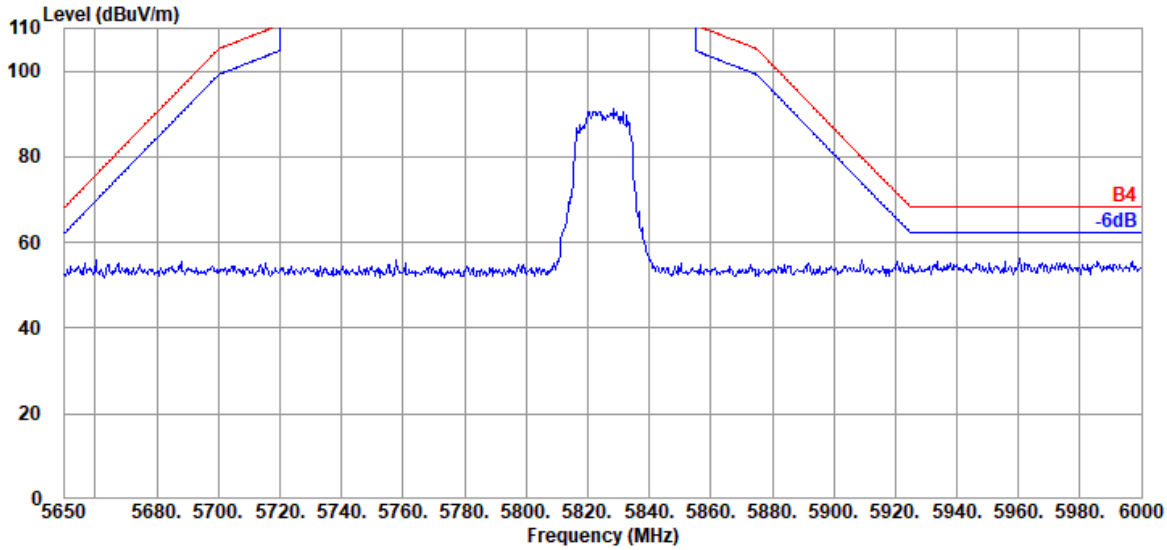

Antenna at Vertical Polarization

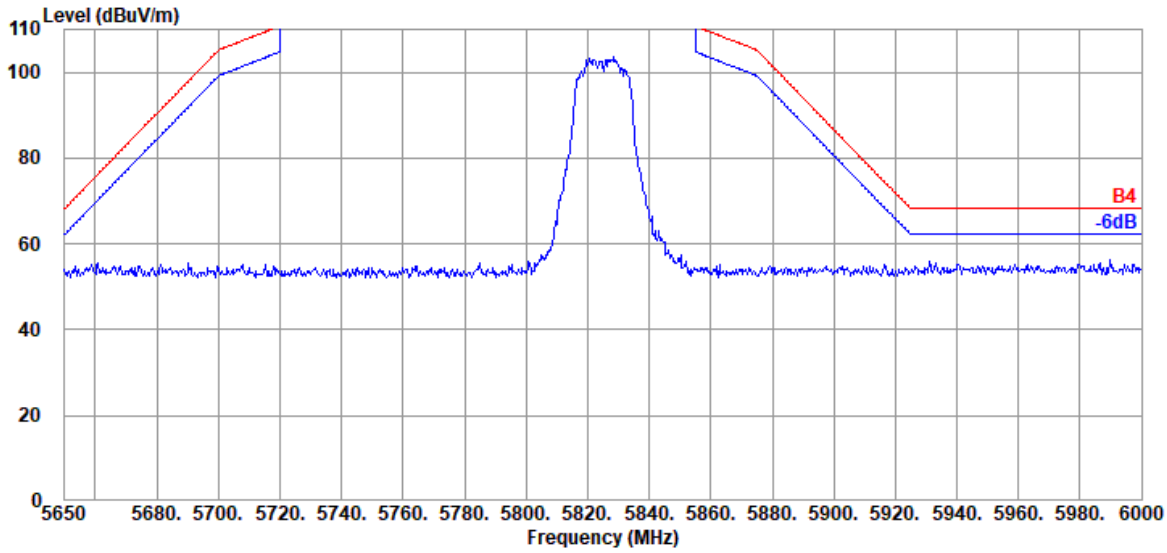

This test report may be reproduced in full only. The document may only be updated by Audix Technology Corp. personnel. Any changes will be noted in the Document History section of the report.

Audix Technology Corp.
No. 53-11, Dingfu, Linkou, Dist.,
New Taipei City244, Taiwan

Tel: +886 2 26099301
Fax: +886 2 26099303

Mode	802.11n-HT40	Band	NII-I
		Frequency	TX 5190MHz

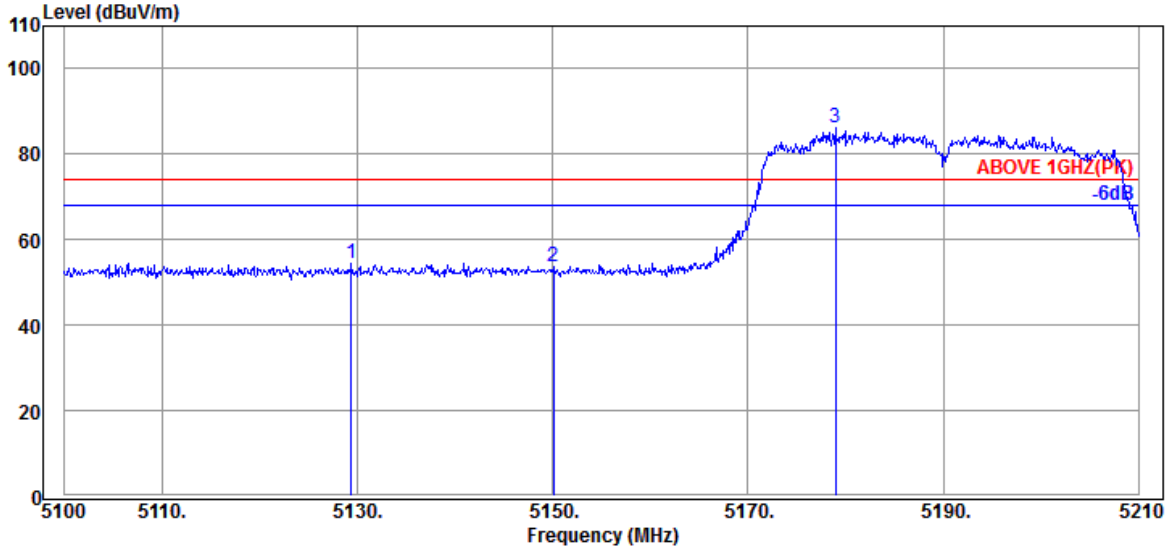

Antenna at Horizontal Polarization

	Emission Frequency (MHz)	Antenna Factor (dB/m)	Cable Loss (dB)	Preamp Gain (dB)	Read Level (dBµV)	Emission Level (dBµV/m)	Limits (dBµV/m)	Margin (dB)	Detector
	5129.370	34.03	8.37	39.21	51.17	54.36	74.00	19.64	Peak
	5150.050	34.10	8.39	39.21	50.45	53.73	74.00	20.27	Peak
@	5178.980	34.23	8.41	39.21	82.64	86.07	---	---	Peak

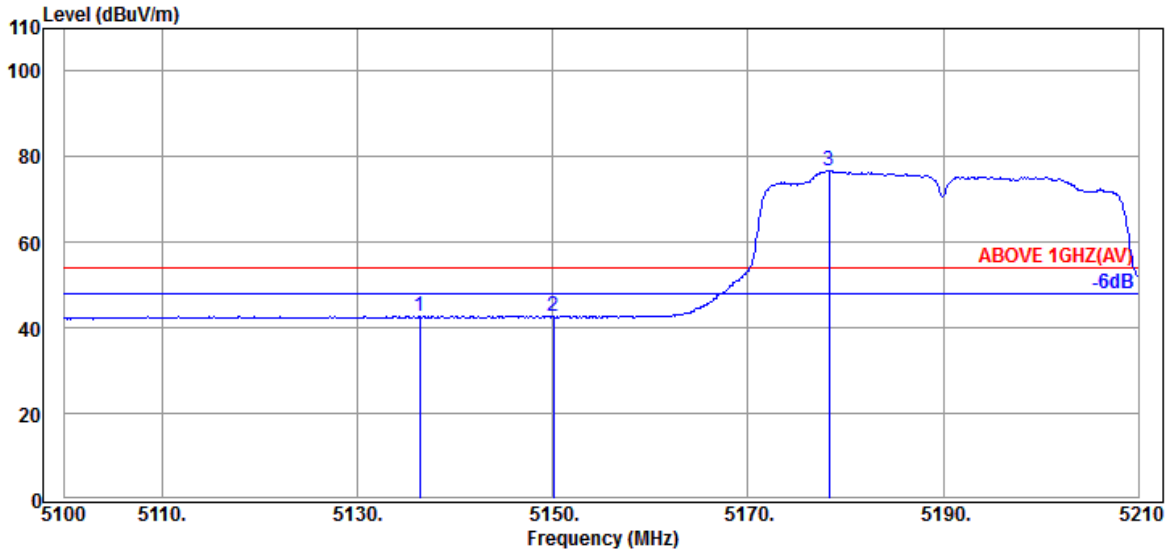

Antenna at Horizontal Polarization

	Emission Frequency (MHz)	Antenna Factor (dB/m)	Cable Loss (dB)	Preamp Gain (dB)	Read Level (dBµV)	Emission Level (dBµV/m)	Limits (dBµV/m)	Margin (dB)	Detector
	5136.410	34.03	8.37	39.21	39.56	42.75	54.00	11.25	Average
	5150.050	34.10	8.39	39.21	39.28	42.56	54.00	11.44	Average
@	5178.320	34.23	8.41	39.21	73.42	76.85	---	---	Average

Remark: The "@" means fundamental frequency, it is ignored in this section.

This test report may be reproduced in full only. The document may only be updated by Audix Technology Corp. personnel. Any changes will be noted in the Document History section of the report.

Audix Technology Corp.
No. 53-11, Dingfu, Linkou, Dist.,
New Taipei City244, Taiwan
Tel: +886 2 26099301
Fax: +886 2 26099303

Mode	802.11n-HT40	Band	NII-I
		Frequency	TX 5190MHz

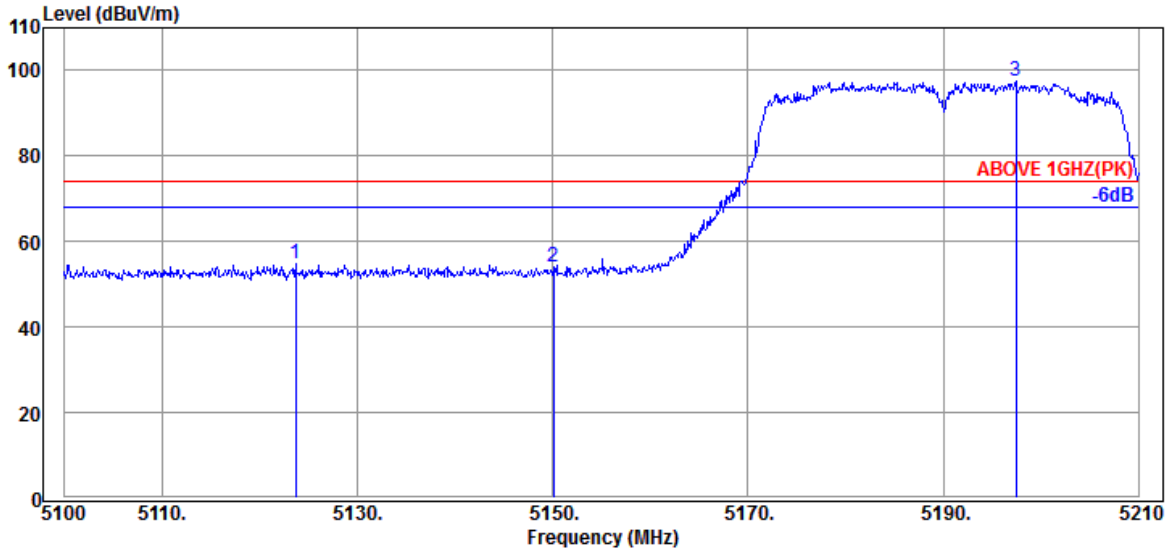

Antenna at Vertical Polarization

Emission Frequency (MHz)	Antenna Factor (dB/m)	Cable Loss (dB)	Preamp Gain (dB)	Read Level (dBμV)	Emission Level (dBμV/m)	Limits (dBμV/m)	Margin (dB)	Detector
5123.650	33.97	8.37	39.21	51.80	54.93	74.00	19.07	Peak
5150.050	34.10	8.39	39.21	50.69	53.97	74.00	20.03	Peak
@ 5197.460	34.30	8.43	39.21	93.89	97.41	---	---	Peak

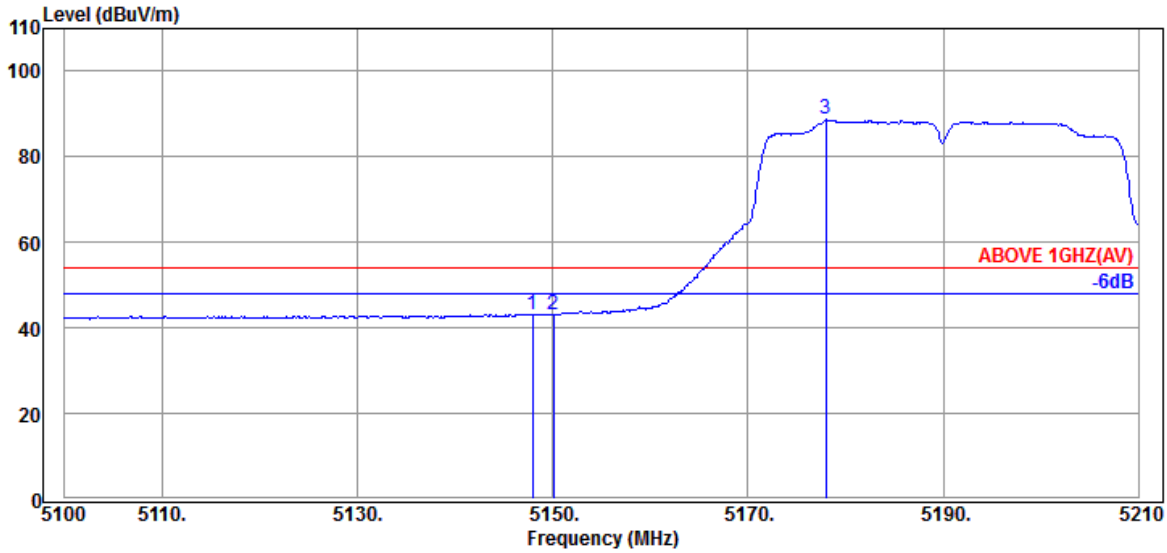

Antenna at Vertical Polarization

Emission Frequency (MHz)	Antenna Factor (dB/m)	Cable Loss (dB)	Preamp Gain (dB)	Read Level (dBμV)	Emission Level (dBμV/m)	Limits (dBμV/m)	Margin (dB)	Detector
5147.960	34.10	8.39	39.21	39.98	43.26	54.00	10.74	Average
5150.050	34.10	8.39	39.21	39.98	43.26	54.00	10.74	Average
@ 5177.990	34.23	8.41	39.21	85.24	88.67	---	---	Average

Remark: The "@" means fundamental frequency, it is ignored in this section.

This test report may be reproduced in full only. The document may only be updated by Audix Technology Corp. personnel. Any changes will be noted in the Document History section of the report.

Audix Technology Corp.
No. 53-11, Dingfu, Linkou, Dist.,
New Taipei City244, Taiwan
Tel: +886 2 26099301
Fax: +886 2 26099303

Mode	802.11n-HT40	Band	NII-2A
		Frequency	TX 5310MHz

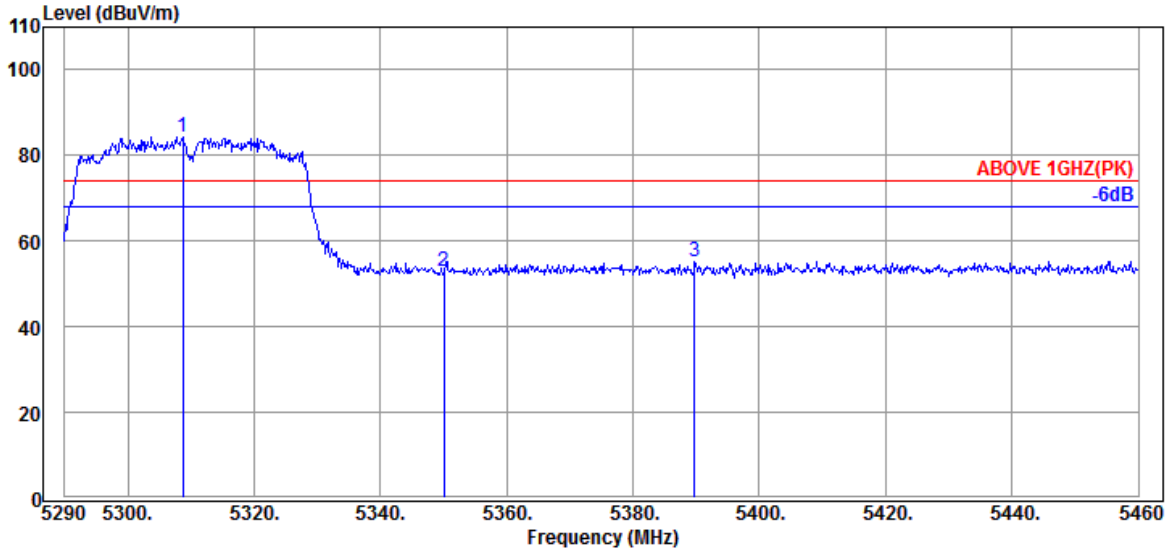

Antenna at Horizontal Polarization

Emission Frequency (MHz)	Antenna Factor (dB/m)	Cable Loss (dB)	Preamp Gain (dB)	Read Level (dBμV)	Emission Level (dBμV/m)	Limits (dBμV/m)	Margin (dB)	Detector
@ 5308.700	34.53	8.51	39.19	80.63	84.48	---	---	Peak
5350.010	34.60	8.56	39.19	48.87	52.84	74.00	21.16	Peak
5389.790	34.70	8.58	39.18	51.21	55.31	74.00	18.69	Peak

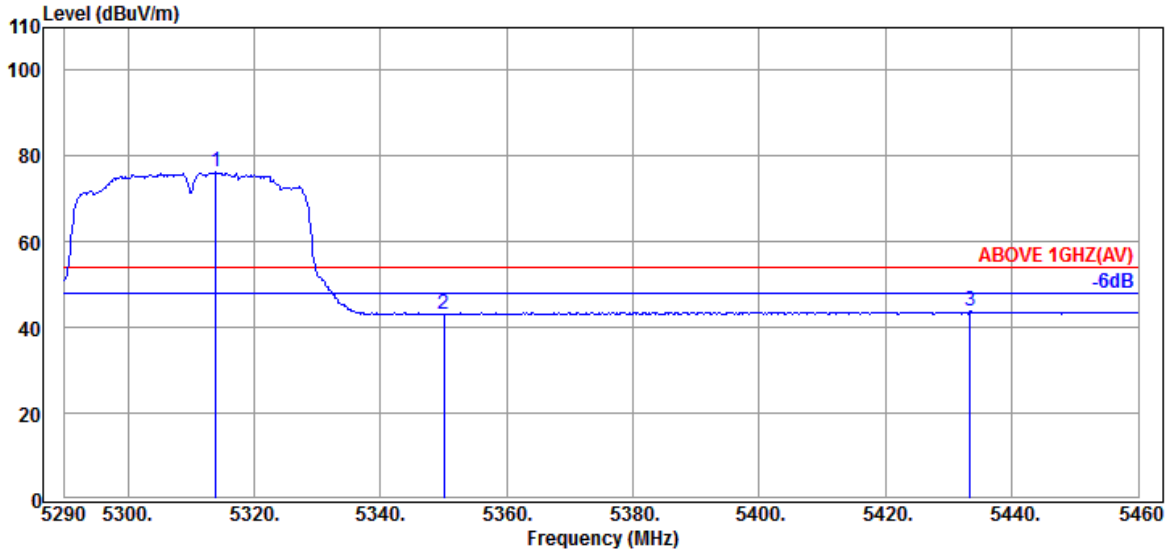

Antenna at Horizontal Polarization

Emission Frequency (MHz)	Antenna Factor (dB/m)	Cable Loss (dB)	Preamp Gain (dB)	Read Level (dBμV)	Emission Level (dBμV/m)	Limits (dBμV/m)	Margin (dB)	Detector
@ 5313.970	34.53	8.53	39.19	72.36	76.23	---	---	Average
5350.010	34.60	8.56	39.19	39.20	43.17	54.00	10.83	Average
5433.310	34.62	8.63	39.18	39.79	43.86	54.00	10.14	Average

Remark: The "@" means fundamental frequency, it is ignored in this section.

This test report may be reproduced in full only. The document may only be updated by Audix Technology Corp. personnel. Any changes will be noted in the Document History section of the report.

Audix Technology Corp.
No. 53-11, Dingfu, Linkou, Dist.,
New Taipei City244, Taiwan
Tel: +886 2 26099301
Fax: +886 2 26099303

Mode	802.11n-HT40	Band	NII-2A
		Frequency	TX 5310MHz

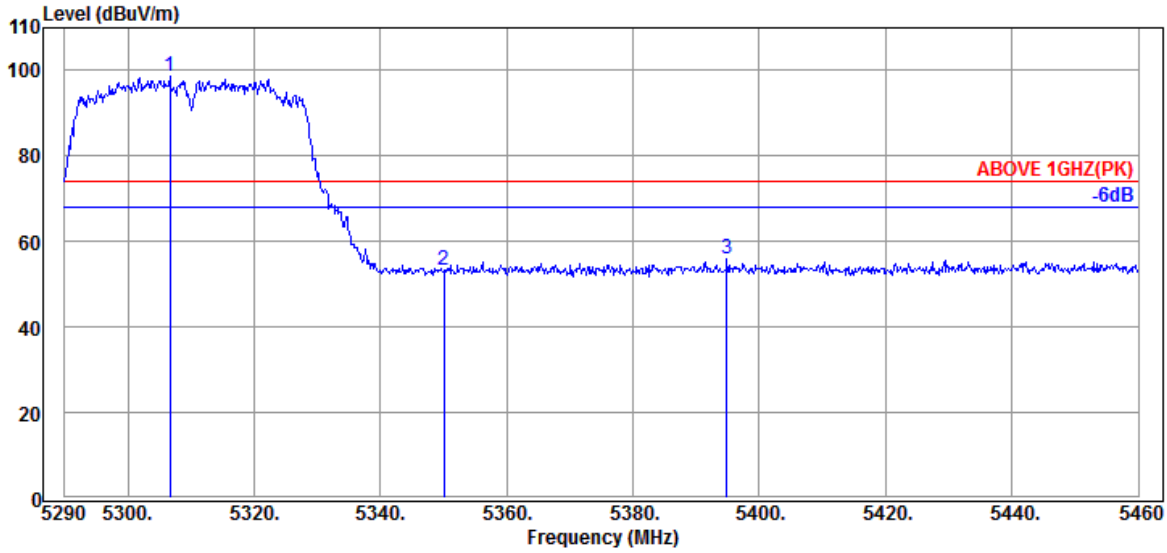

Antenna at Vertical Polarization

Emission Frequency (MHz)	Antenna Factor (dB/m)	Cable Loss (dB)	Preamp Gain (dB)	Read Level (dBμV)	Emission Level (dBμV/m)	Limits (dBμV/m)	Margin (dB)	Detector
@ 5306.660	34.50	8.51	39.19	94.79	98.61	---	---	Peak
5350.010	34.60	8.56	39.19	49.48	53.45	74.00	20.55	Peak
5394.890	34.70	8.60	39.18	51.64	55.76	74.00	18.24	Peak

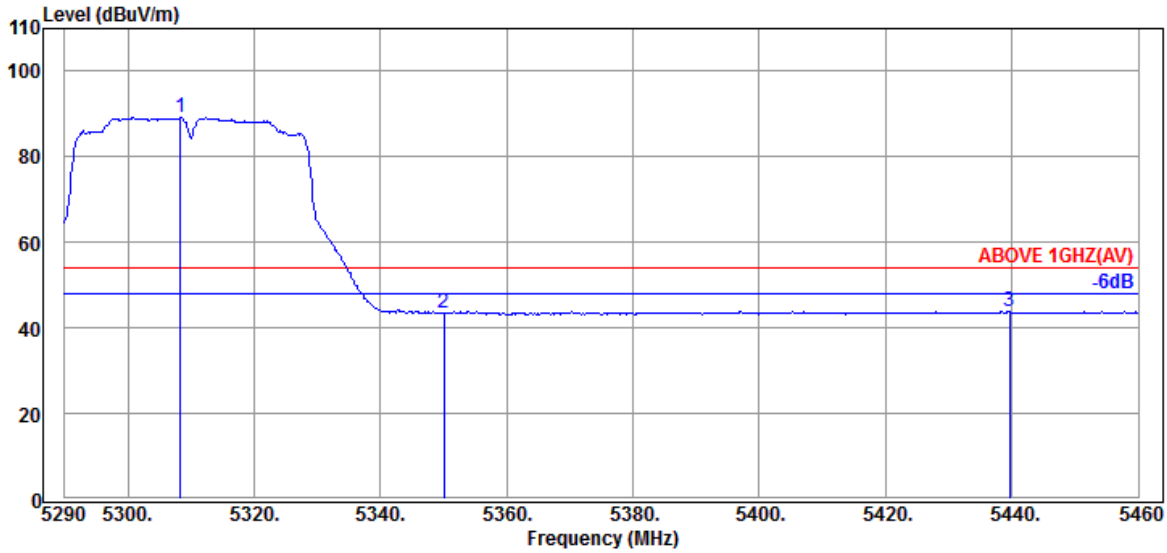

Antenna at Vertical Polarization

Emission Frequency (MHz)	Antenna Factor (dB/m)	Cable Loss (dB)	Preamp Gain (dB)	Read Level (dBμV)	Emission Level (dBμV/m)	Limits (dBμV/m)	Margin (dB)	Detector
@ 5308.360	34.53	8.51	39.19	85.33	89.18	---	---	Average
5350.010	34.60	8.56	39.19	39.47	43.44	54.00	10.56	Average
5439.600	34.62	8.63	39.18	39.79	43.86	54.00	10.14	Average

Remark: The "@" means fundamental frequency, it is ignored in this section.

This test report may be reproduced in full only. The document may only be updated by Audix Technology Corp. personnel. Any changes will be noted in the Document History section of the report.

Audix Technology Corp.
No. 53-11, Dingfu, Linkou, Dist.,
New Taipei City244, Taiwan

Tel: +886 2 26099301
Fax: +886 2 26099303

Mode	802.11n-HT40	Band	NII-2C
		Frequency	TX 5510MHz

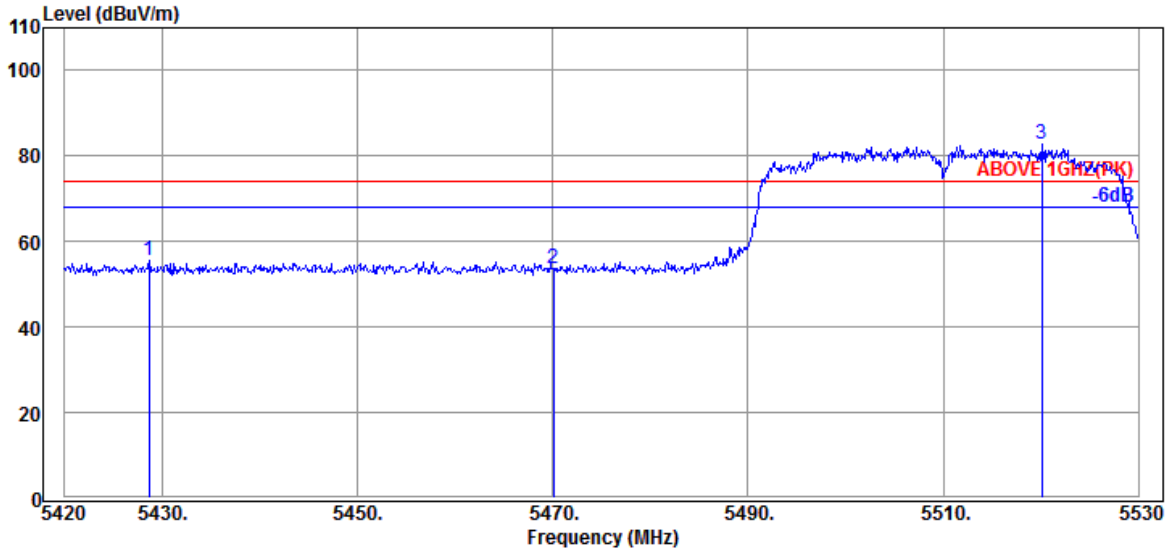

Antenna at Horizontal Polarization

Emission Frequency (MHz)	Antenna Factor (dB/m)	Cable Loss (dB)	Preamp Gain (dB)	Read Level (dBμV)	Emission Level (dBμV/m)	Limits (dBμV/m)	Margin (dB)	Detector
5428.690	34.65	8.63	39.18	51.42	55.52	74.00	18.48	Peak
5470.050	34.57	8.65	39.17	49.70	53.75	74.00	20.25	Peak
@ 5520.100	34.53	8.70	39.17	78.57	82.63	---	---	Peak

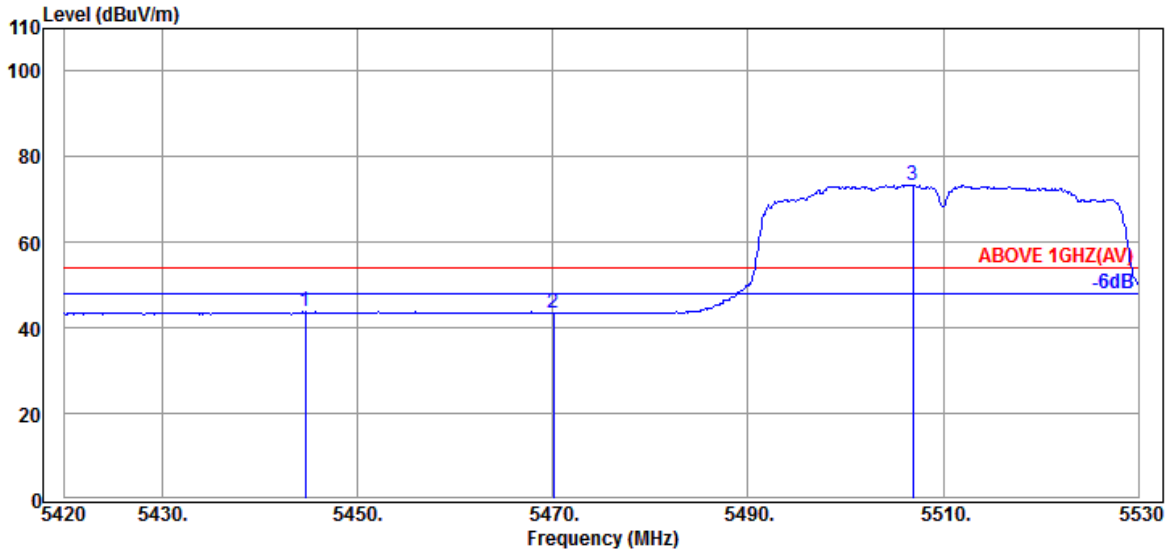

Antenna at Horizontal Polarization

Emission Frequency (MHz)	Antenna Factor (dB/m)	Cable Loss (dB)	Preamp Gain (dB)	Read Level (dBμV)	Emission Level (dBμV/m)	Limits (dBμV/m)	Margin (dB)	Detector
5444.640	34.62	8.63	39.18	39.68	43.75	54.00	10.25	Average
5470.050	34.57	8.65	39.17	39.29	43.34	54.00	10.66	Average
@ 5506.900	34.50	8.68	39.17	69.43	73.44	---	---	Average

Remark: The "@" means fundamental frequency, it is ignored in this section.

This test report may be reproduced in full only. The document may only be updated by Audix Technology Corp. personnel. Any changes will be noted in the Document History section of the report.

Audix Technology Corp.
No. 53-11, Dingfu, Linkou, Dist.,
New Taipei City244, Taiwan
Tel: +886 2 26099301
Fax: +886 2 26099303

Mode	802.11n-HT40	Band	NII-2C
		Frequency	TX 5510MHz

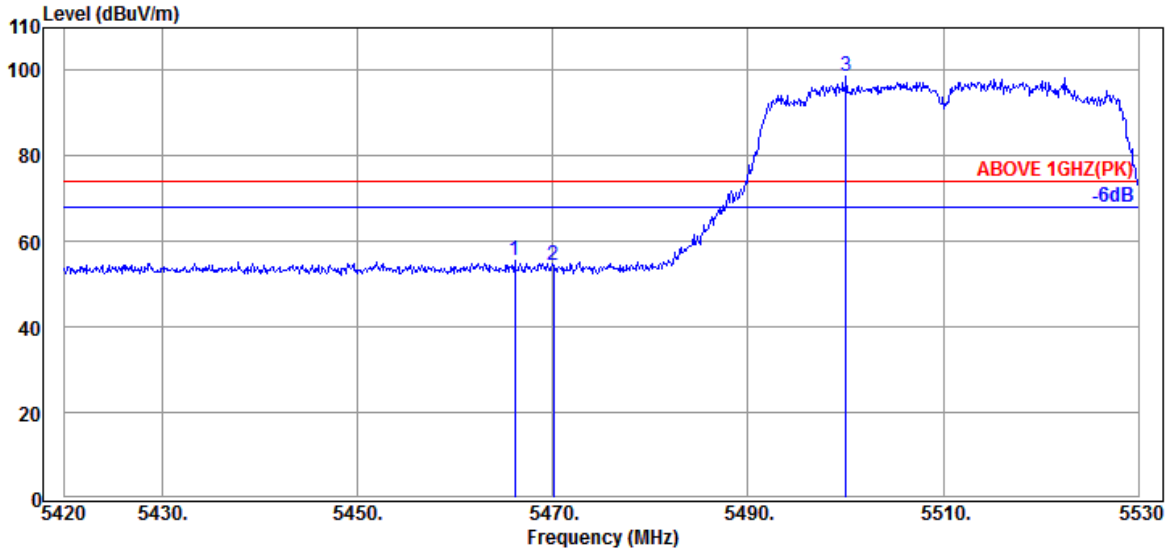

Antenna at Vertical Polarization

Emission Frequency (MHz)	Antenna Factor (dB/m)	Cable Loss (dB)	Preamp Gain (dB)	Read Level (dBµV)	Emission Level (dBµV/m)	Limits (dBµV/m)	Margin (dB)	Detector
5466.090	34.57	8.65	39.17	51.38	55.43	74.00	18.57	Peak
5470.050	34.57	8.65	39.17	50.51	54.56	74.00	19.44	Peak
@ 5500.080	34.50	8.68	39.17	94.49	98.50	---	---	Peak

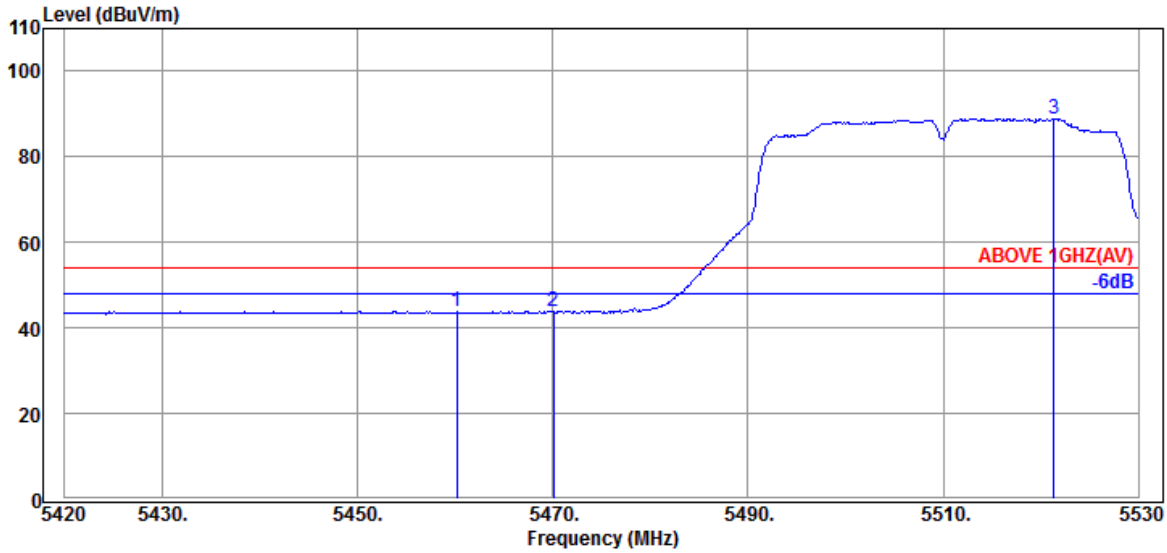

Antenna at Vertical Polarization

Emission Frequency (MHz)	Antenna Factor (dB/m)	Cable Loss (dB)	Preamp Gain (dB)	Read Level (dBµV)	Emission Level (dBµV/m)	Limits (dBµV/m)	Margin (dB)	Detector
5460.150	34.60	8.64	39.17	39.85	43.92	54.00	10.08	Average
5470.050	34.57	8.65	39.17	39.65	43.70	54.00	10.30	Average
@ 5521.310	34.53	8.70	39.17	84.85	88.91	---	---	Average

Remark: The "@" means fundamental frequency, it is ignored in this section.

This test report may be reproduced in full only. The document may only be updated by Audix Technology Corp. personnel. Any changes will be noted in the Document History section of the report.

Audix Technology Corp.
No. 53-11, Dingfu, Linkou, Dist.,
New Taipei City244, Taiwan

Tel: +886 2 26099301
Fax: +886 2 26099303

Mode	802.11n-HT40	Band	NII-2C
		Frequency	TX 5670MHz

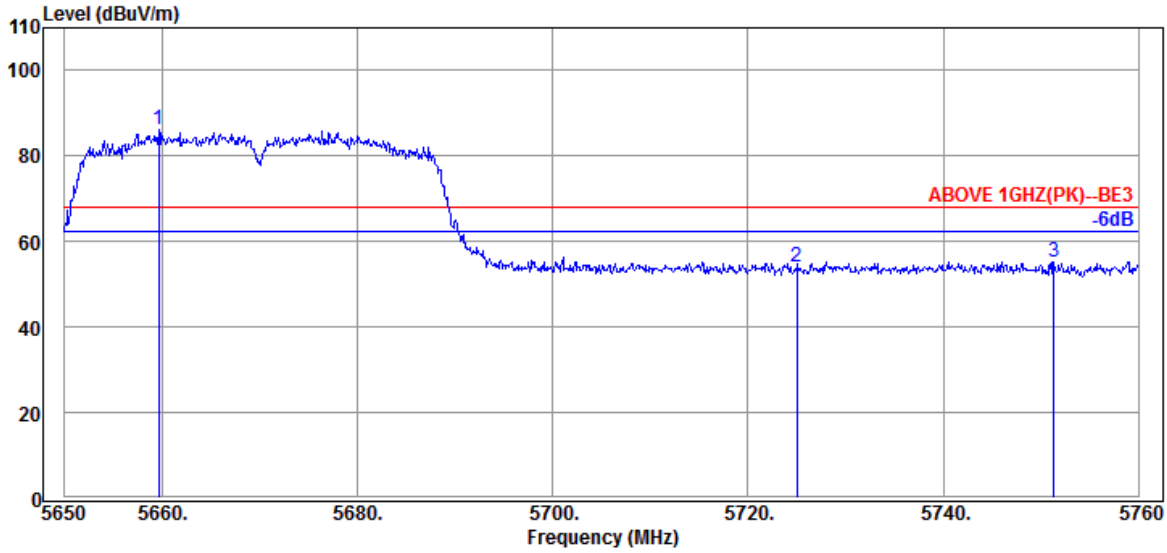

Antenna at Horizontal Polarization

Emission Frequency (MHz)	Antenna Factor (dB/m)	Cable Loss (dB)	Preamp Gain (dB)	Read Level (dBμV)	Emission Level (dBμV/m)	Limits (dBμV/m)	Margin (dB)	Detector
@ 5659.680	34.57	8.81	39.21	82.15	86.32	---	---	Peak
5725.020	34.50	8.86	39.23	49.79	53.92	68.20	14.28	Peak
5751.310	34.50	8.88	39.24	51.01	55.15	68.20	13.05	Peak

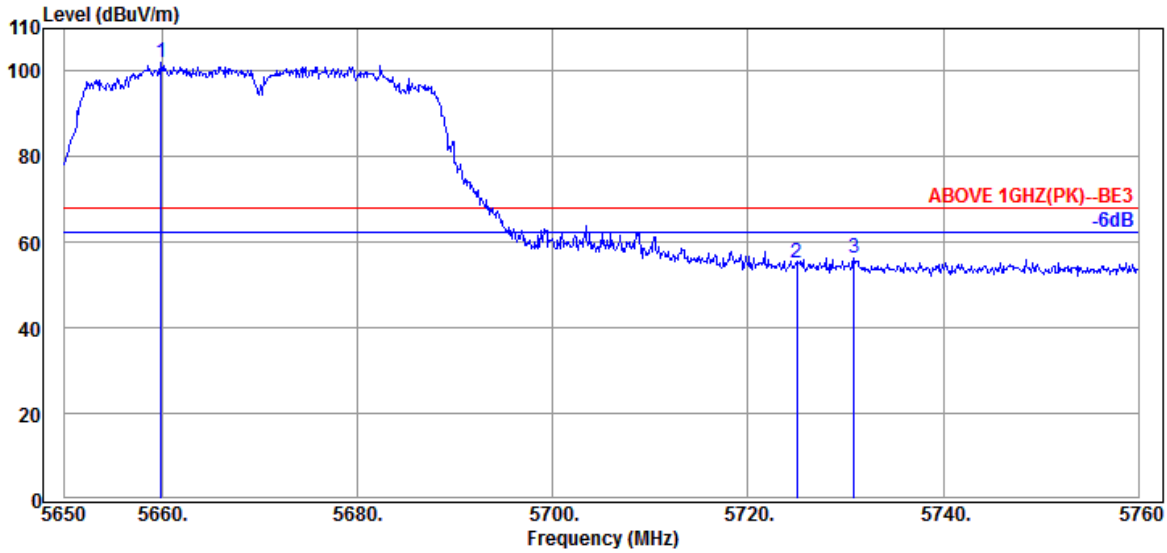

Antenna at Vertical Polarization

Emission Frequency (MHz)	Antenna Factor (dB/m)	Cable Loss (dB)	Preamp Gain (dB)	Read Level (dBμV)	Emission Level (dBμV/m)	Limits (dBμV/m)	Margin (dB)	Detector
@ 5659.900	34.57	8.81	39.21	98.04	102.21	---	---	Peak
5725.020	34.50	8.86	39.23	51.00	55.13	68.20	13.07	Peak
5730.850	34.50	8.86	39.23	52.06	56.19	68.20	12.01	Peak

Remark: The "@" means fundamental frequency, it is ignored in this section.

This test report may be reproduced in full only. The document may only be updated by Audix Technology Corp. personnel. Any changes will be noted in the Document History section of the report.

Audix Technology Corp.
No. 53-11, Dingfu, Linkou, Dist.,
New Taipei City244, Taiwan
Tel: +886 2 26099301
Fax: +886 2 26099303

Mode	802.11n-HT40	Band	NII-2C
		Frequency	TX 5710MHz

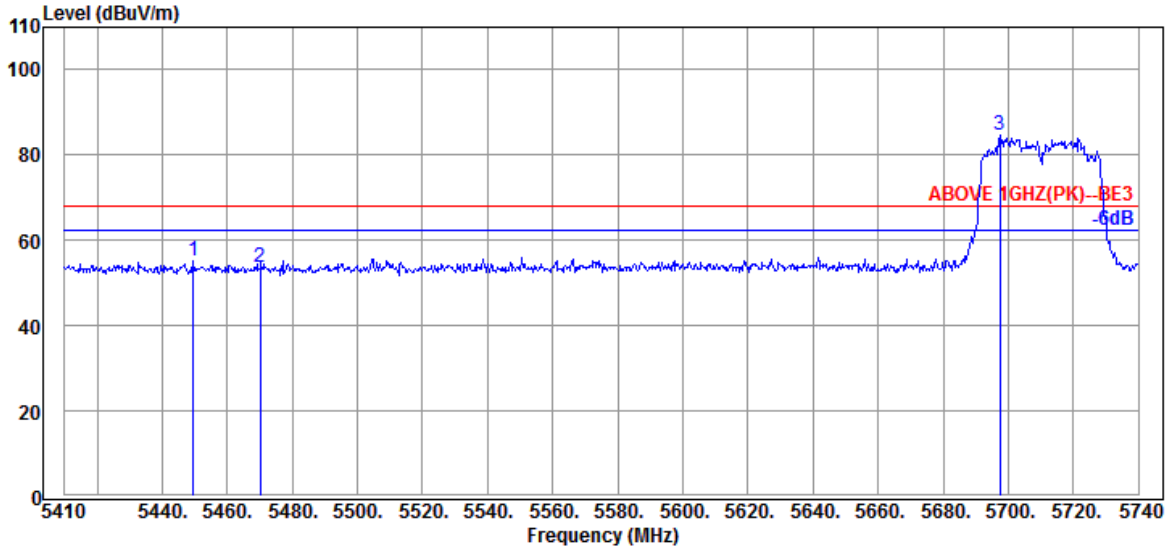

Antenna at Horizontal Polarization

Emission Frequency (MHz)	Antenna Factor (dB/m)	Cable Loss (dB)	Preamp Gain (dB)	Read Level (dBμV)	Emission Level (dBμV/m)	Limits (dBμV/m)	Margin (dB)	Detector
5449.600	34.60	8.64	39.18	50.97	55.03	68.20	13.17	Peak
5470.060	34.57	8.65	39.17	49.56	53.61	68.20	14.59	Peak
@ 5697.430	34.50	8.84	39.22	80.49	84.61	---	---	Peak

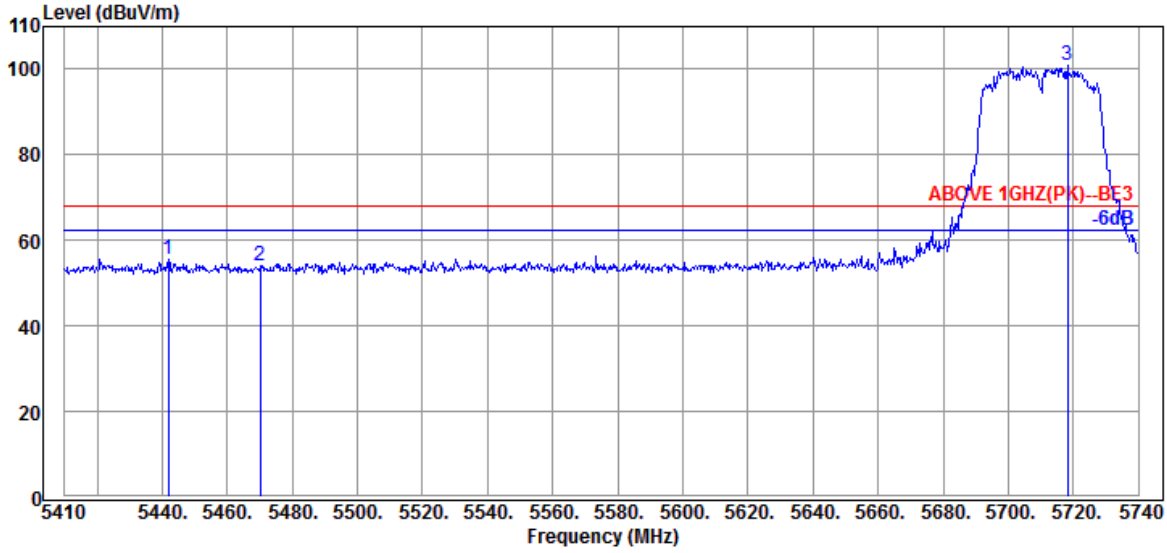

Antenna at Vertical Polarization

Emission Frequency (MHz)	Antenna Factor (dB/m)	Cable Loss (dB)	Preamp Gain (dB)	Read Level (dBμV)	Emission Level (dBμV/m)	Limits (dBμV/m)	Margin (dB)	Detector
5442.010	34.62	8.63	39.18	51.42	55.49	68.20	12.71	Peak
5470.060	34.57	8.65	39.17	49.88	53.93	68.20	14.27	Peak
@ 5718.220	34.50	8.86	39.23	96.78	100.91	---	---	Peak

Remark: The "@" means fundamental frequency, it is ignored in this section.

This test report may be reproduced in full only. The document may only be updated by Audix Technology Corp. personnel. Any changes will be noted in the Document History section of the report.

Audix Technology Corp.
No. 53-11, Dingfu, Linkou, Dist.,
New Taipei City244, Taiwan

Tel: +886 2 26099301
Fax: +886 2 26099303

Mode	802.11n-HT40	Band	NII-2C
		Frequency	TX 5710MHz

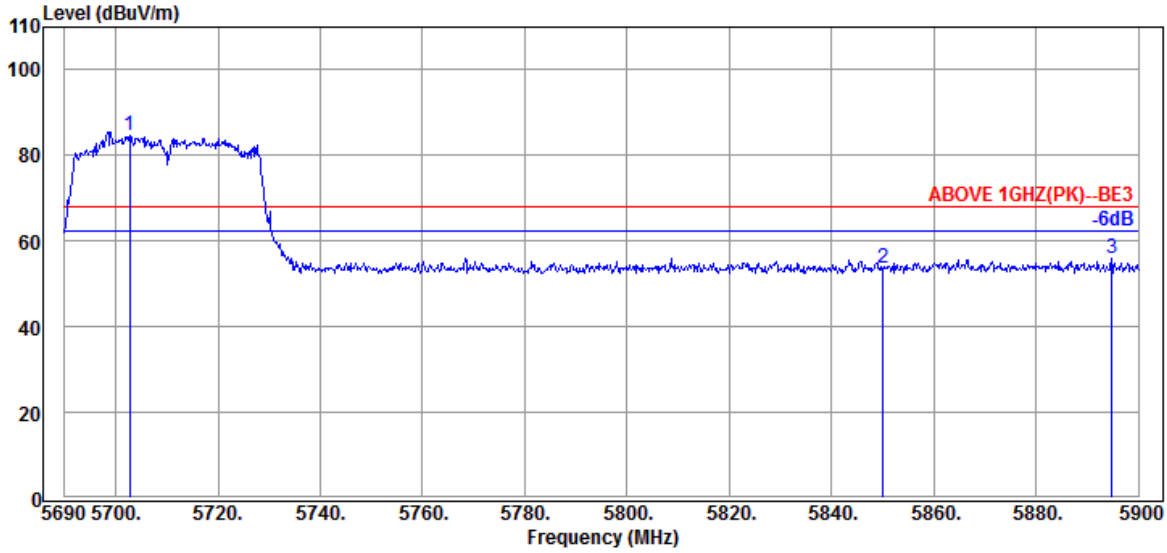

Antenna at Horizontal Polarization

Emission Frequency (MHz)	Antenna Factor (dB/m)	Cable Loss (dB)	Preamp Gain (dB)	Read Level (dBμV)	Emission Level (dBμV/m)	Limits (dBμV/m)	Margin (dB)	Detector
@ 5702.810	34.50	8.85	39.22	80.58	84.71	---	---	Peak
5850.020	34.40	8.96	39.26	49.41	53.51	68.20	14.69	Peak
5894.750	34.50	9.01	39.27	51.79	56.03	68.20	12.17	Peak

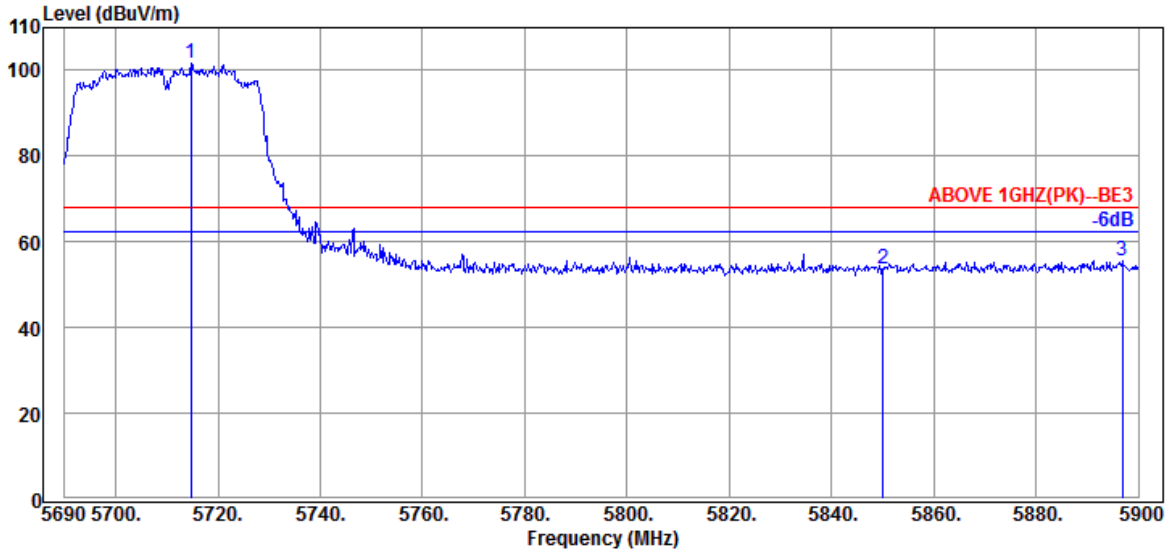

Antenna at Vertical Polarization

Emission Frequency (MHz)	Antenna Factor (dB/m)	Cable Loss (dB)	Preamp Gain (dB)	Read Level (dBμV)	Emission Level (dBμV/m)	Limits (dBμV/m)	Margin (dB)	Detector
@ 5714.780	34.50	8.85	39.23	97.59	101.71	---	---	Peak
5850.020	34.40	8.96	39.26	49.52	53.62	68.20	14.58	Peak
5896.850	34.50	9.01	39.27	51.40	55.64	68.20	12.56	Peak

Remark: The "@" means fundamental frequency, it is ignored in this section.

This test report may be reproduced in full only. The document may only be updated by Audix Technology Corp. personnel. Any changes will be noted in the Document History section of the report.

Audix Technology Corp.
No. 53-11, Dingfu, Linkou, Dist.,
New Taipei City244, Taiwan

Tel: +886 2 26099301
Fax: +886 2 26099303

Mode	802.11n-HT40	Band	NII-III
		Frequency	TX 5755MHz

Antenna at Horizontal Polarization

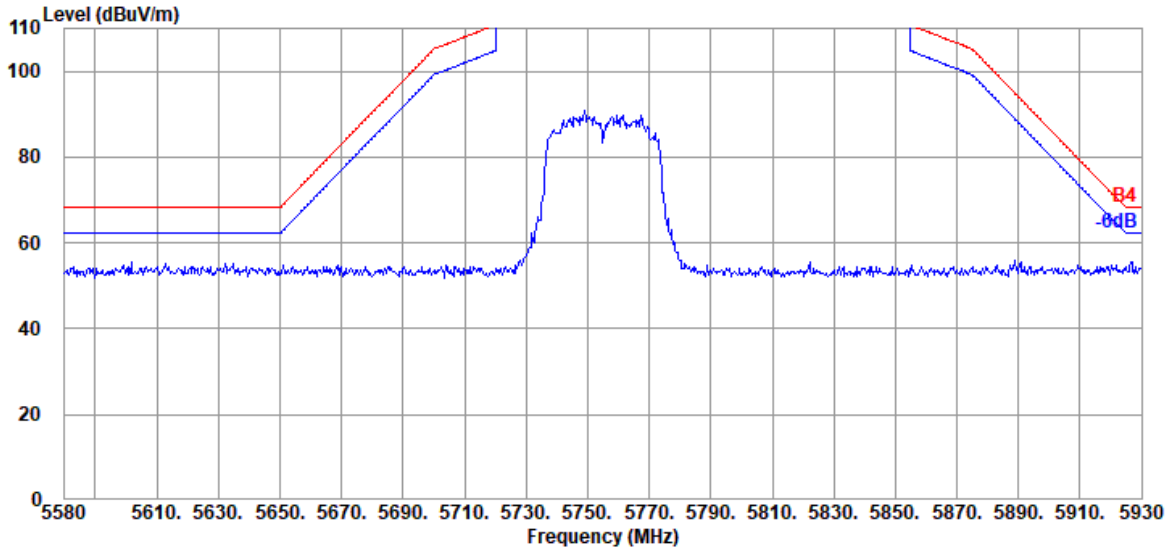

Antenna at Vertical Polarization

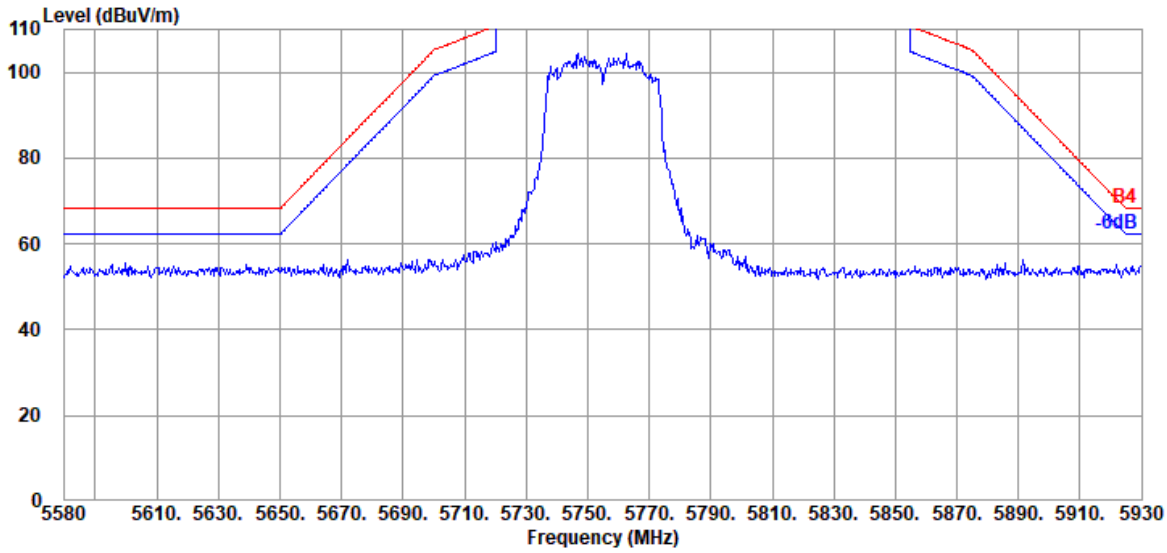

This test report may be reproduced in full only. The document may only be updated by Audix Technology Corp. personnel. Any changes will be noted in the Document History section of the report.

Audix Technology Corp.
No. 53-11, Dingfu, Linkou, Dist.,
New Taipei City244, Taiwan
Tel: +886 2 26099301
Fax: +886 2 26099303

Mode	802.11n-HT40	Band	NII-III
		Frequency	TX 5795MHz

Antenna at Horizontal Polarization

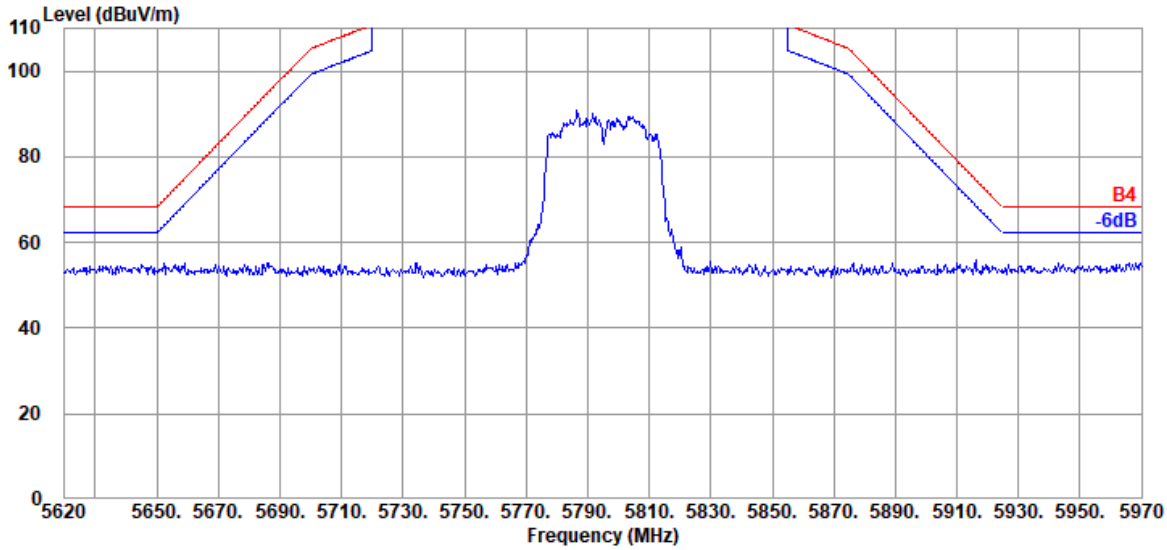

Antenna at Vertical Polarization

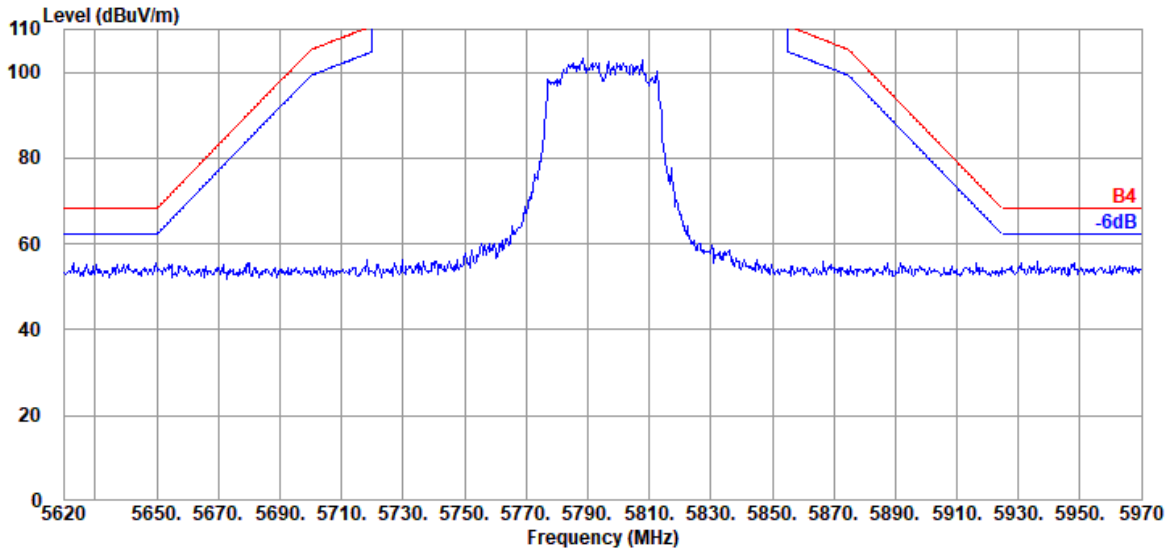

This test report may be reproduced in full only. The document may only be updated by Audix Technology Corp. personnel. Any changes will be noted in the Document History section of the report.

Audix Technology Corp.
No. 53-11, Dingfu, Linkou, Dist.,
New Taipei City244, Taiwan
Tel: +886 2 26099301
Fax: +886 2 26099303

Mode	802.11ac-VHT80	Band	NII-I
		Frequency	TX 5210MHz

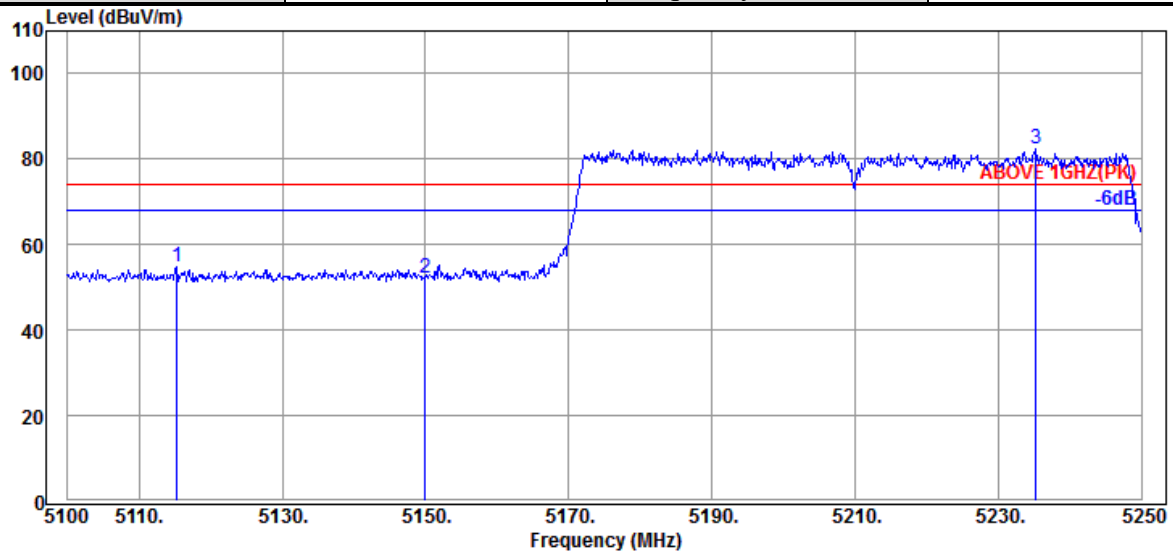

Antenna at Horizontal Polarization

	Emission Frequency (MHz)	Antenna Factor (dB/m)	Cable Loss (dB)	Preamp Gain (dB)	Read Level (dBµV)	Emission Level (dBµV/m)	Limits (dBµV/m)	Margin (dB)	Detector
	5115.300	33.97	8.36	39.22	51.66	54.77	74.00	19.23	Peak
	5149.950	34.10	8.39	39.21	49.00	52.28	74.00	21.72	Peak
@	5235.300	34.45	8.46	39.20	78.57	82.28	---	---	Peak

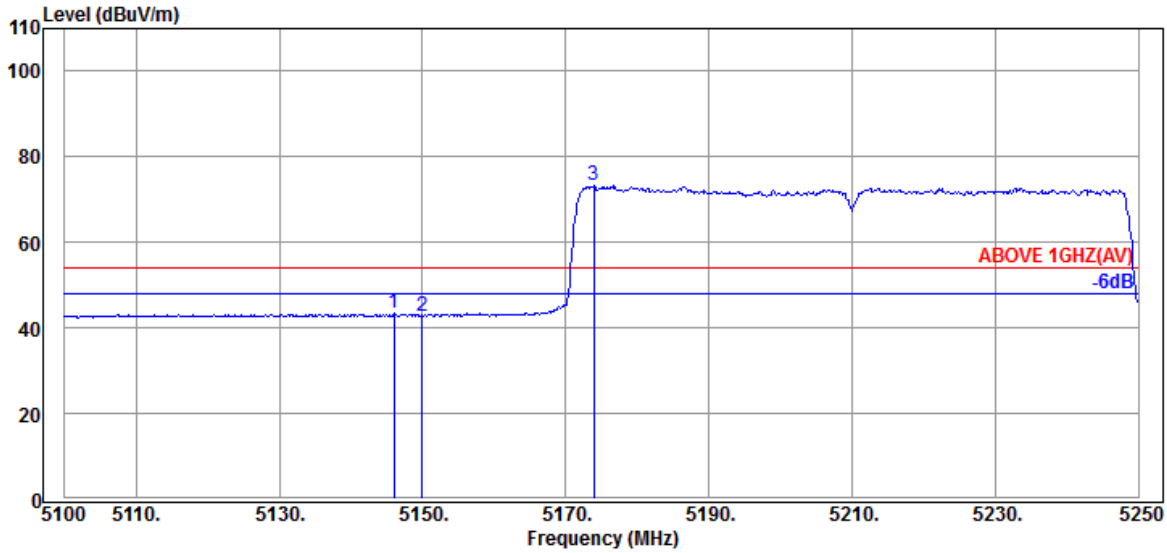

Antenna at Horizontal Polarization

	Emission Frequency (MHz)	Antenna Factor (dB/m)	Cable Loss (dB)	Preamp Gain (dB)	Read Level (dBµV)	Emission Level (dBµV/m)	Limits (dBµV/m)	Margin (dB)	Detector
	5146.050	34.10	8.39	39.21	40.11	43.39	54.00	10.61	Average
	5149.950	34.10	8.39	39.21	39.55	42.83	54.00	11.17	Average
@	5173.950	34.23	8.41	39.21	69.75	73.18	---	---	Average

Remark: The "@" means fundamental frequency, it is ignored in this section.

This test report may be reproduced in full only. The document may only be updated by Audix Technology Corp. personnel. Any changes will be noted in the Document History section of the report.

Audix Technology Corp.
No. 53-11, Dingfu, Linkou, Dist.,
New Taipei City244, Taiwan
Tel: +886 2 26099301
Fax: +886 2 26099303

Mode	802.11ac-VHT80	Band	NII-I
		Frequency	TX 5210MHz

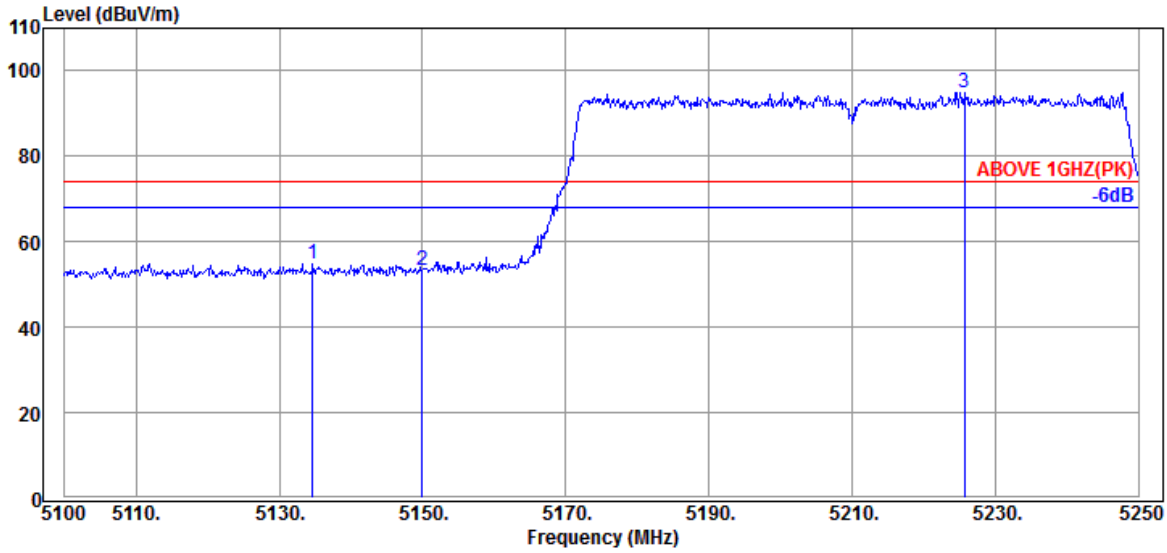

Antenna at Vertical Polarization

	Emission Frequency (MHz)	Antenna Factor (dB/m)	Cable Loss (dB)	Preamp Gain (dB)	Read Level (dBµV)	Emission Level (dBµV/m)	Limits (dBµV/m)	Margin (dB)	Detector
	5134.650	34.03	8.37	39.21	51.73	54.92	74.00	19.08	Peak
	5149.950	34.10	8.39	39.21	49.97	53.25	74.00	20.75	Peak
@	5225.700	34.40	8.46	39.20	91.20	94.86	---	---	Peak

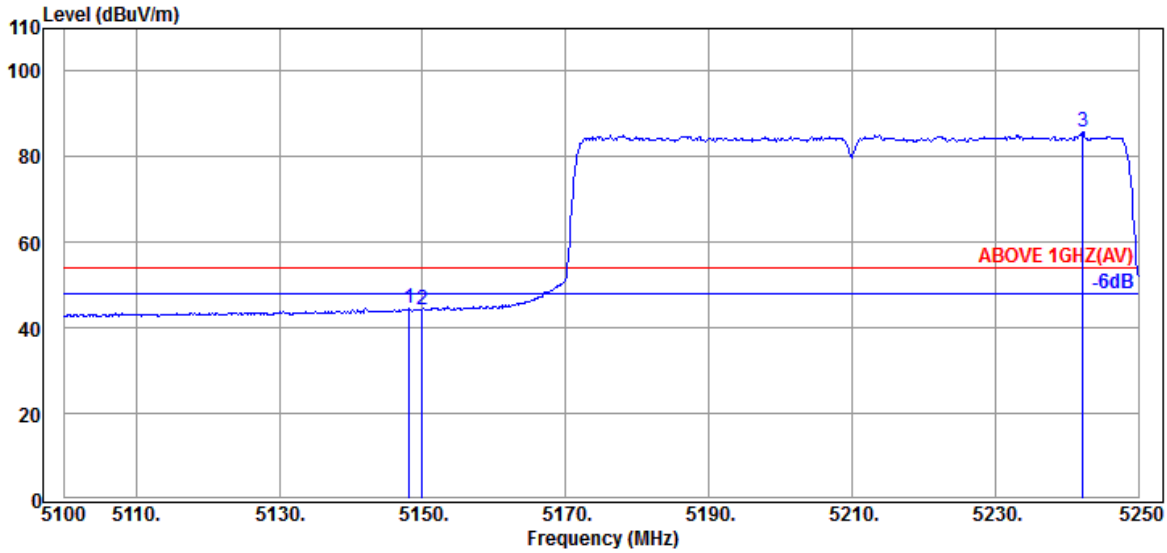

Antenna at Vertical Polarization

	Emission Frequency (MHz)	Antenna Factor (dB/m)	Cable Loss (dB)	Preamp Gain (dB)	Read Level (dBµV)	Emission Level (dBµV/m)	Limits (dBµV/m)	Margin (dB)	Detector
	5148.150	34.10	8.39	39.21	41.21	44.49	54.00	9.51	Average
	5149.950	34.10	8.39	39.21	40.82	44.10	54.00	9.90	Average
@	5242.200	34.45	8.47	39.20	81.94	85.66	---	---	Average

Remark: The "@" means fundamental frequency, it is ignored in this section.

This test report may be reproduced in full only. The document may only be updated by Audix Technology Corp. personnel. Any changes will be noted in the Document History section of the report.

Audix Technology Corp.
No. 53-11, Dingfu, Linkou, Dist.,
New Taipei City244, Taiwan
Tel: +886 2 26099301
Fax: +886 2 26099303

Mode	802.11ac-VHT80	Band	NII-2A
		Frequency	TX 5290MHz

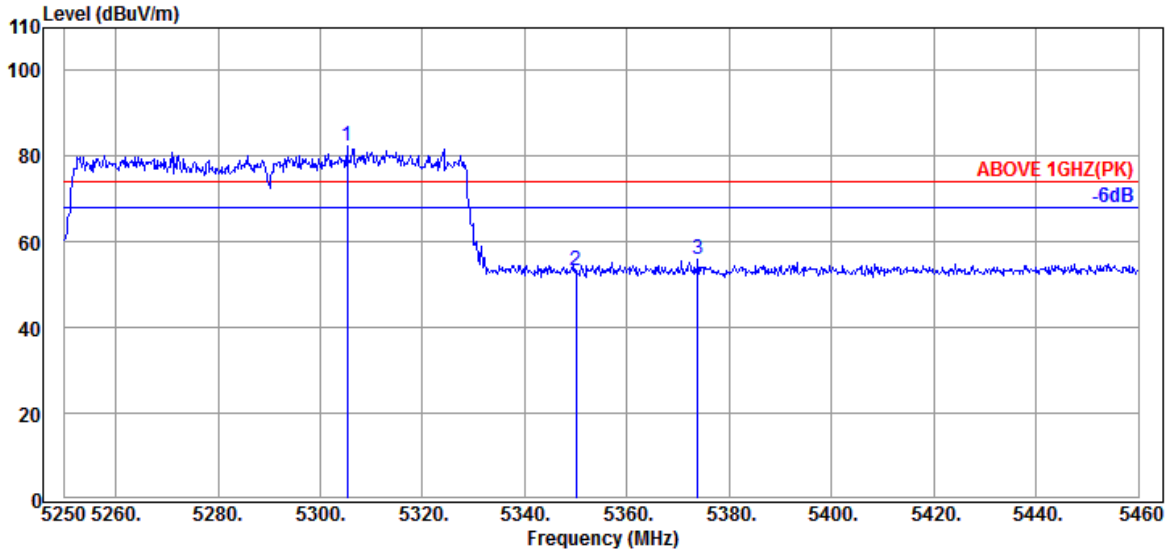

Antenna at Horizontal Polarization

Emission Frequency (MHz)	Antenna Factor (dB/m)	Cable Loss (dB)	Preamp Gain (dB)	Read Level (dBμV)	Emission Level (dBμV/m)	Limits (dBμV/m)	Margin (dB)	Detector
@ 5305.230	34.50	8.51	39.19	78.72	82.54	---	---	Peak
5349.960	34.60	8.56	39.19	49.25	53.22	74.00	20.78	Peak
5373.900	34.67	8.57	39.18	51.90	55.96	74.00	18.04	Peak

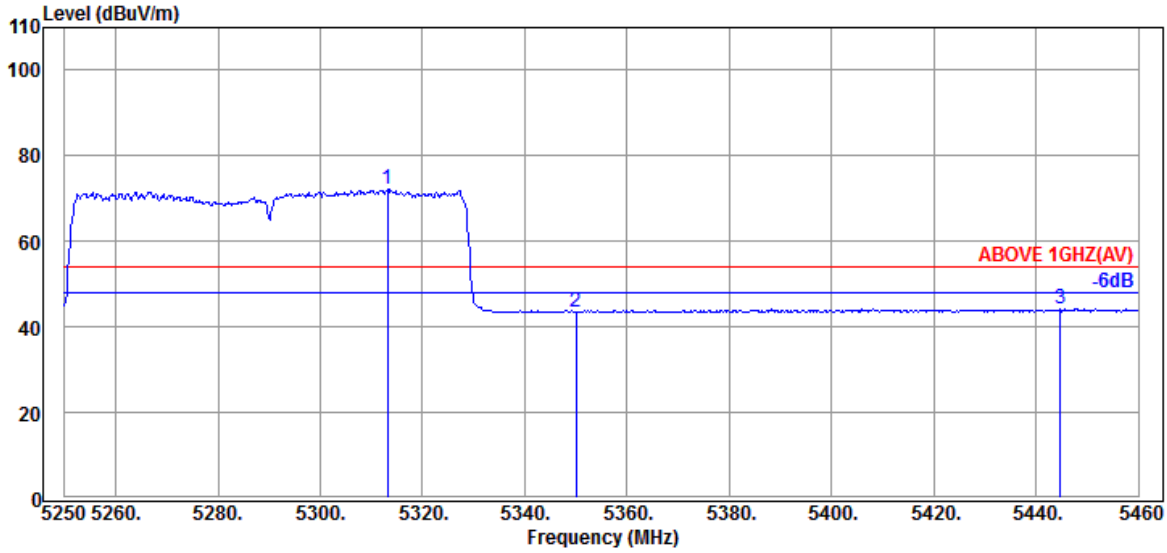

Antenna at Horizontal Polarization

Emission Frequency (MHz)	Antenna Factor (dB/m)	Cable Loss (dB)	Preamp Gain (dB)	Read Level (dBμV)	Emission Level (dBμV/m)	Limits (dBμV/m)	Margin (dB)	Detector
@ 5313.210	34.53	8.53	39.19	68.29	72.16	---	---	Average
5349.960	34.60	8.56	39.19	39.63	43.60	54.00	10.40	Average
5444.670	34.62	8.63	39.18	40.22	44.29	54.00	9.71	Average

Remark: The "@" means fundamental frequency, it is ignored in this section.

This test report may be reproduced in full only. The document may only be updated by Audix Technology Corp. personnel. Any changes will be noted in the Document History section of the report.

Audix Technology Corp.
No. 53-11, Dingfu, Linkou, Dist.,
New Taipei City244, Taiwan
Tel: +886 2 26099301
Fax: +886 2 26099303

Mode	802.11ac-VHT80	Band	NII-2A
		Frequency	TX 5290MHz

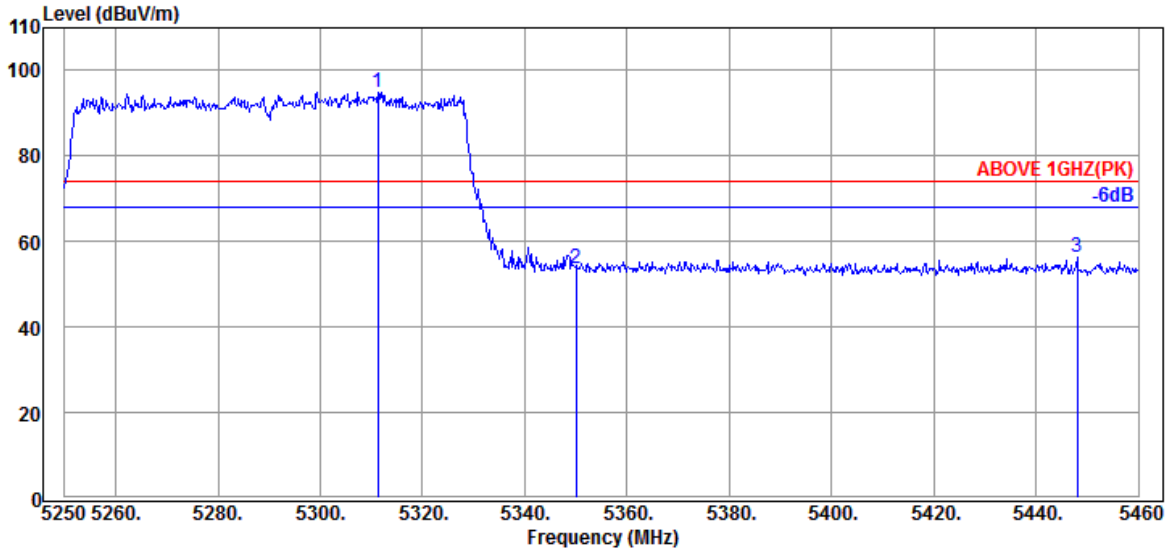

Antenna at Vertical Polarization

Emission Frequency (MHz)	Antenna Factor (dB/m)	Cable Loss (dB)	Preamp Gain (dB)	Read Level (dBμV)	Emission Level (dBμV/m)	Limits (dBμV/m)	Margin (dB)	Detector
@ 5311.320	34.53	8.53	39.19	91.15	95.02	---	---	Peak
5349.960	34.60	8.56	39.19	49.57	53.54	74.00	20.46	Peak
5448.030	34.60	8.64	39.18	52.34	56.40	74.00	17.60	Peak

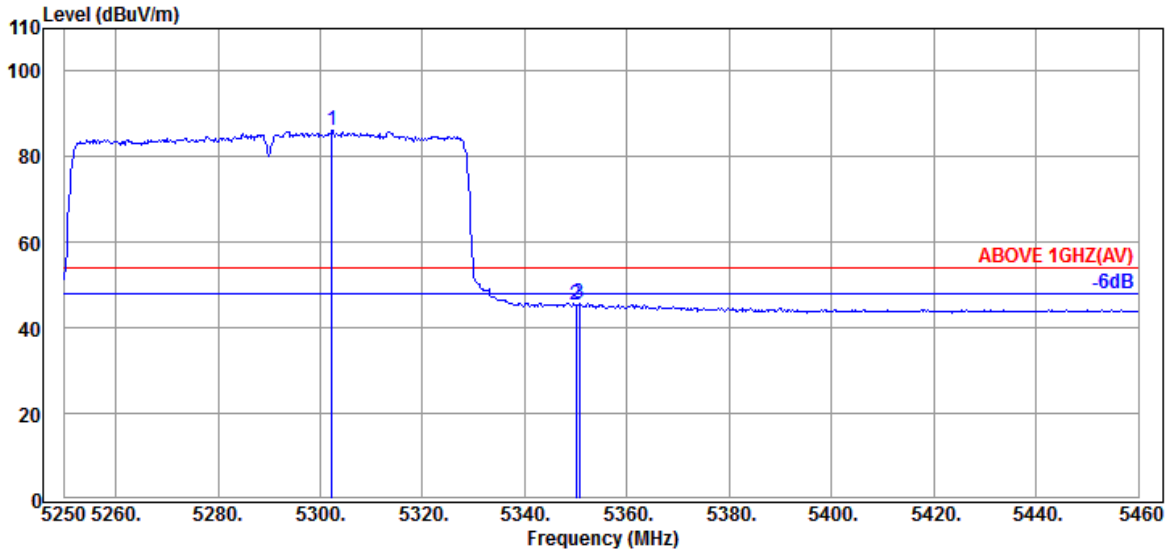

Antenna at Vertical Polarization

Emission Frequency (MHz)	Antenna Factor (dB/m)	Cable Loss (dB)	Preamp Gain (dB)	Read Level (dBμV)	Emission Level (dBμV/m)	Limits (dBμV/m)	Margin (dB)	Detector
@ 5302.290	34.50	8.51	39.19	82.38	86.20	---	---	Average
5349.960	34.60	8.56	39.19	41.26	45.23	54.00	8.77	Average
5350.590	34.60	8.56	39.19	41.73	45.70	54.00	8.30	Average

Remark: The "@" means fundamental frequency, it is ignored in this section.

This test report may be reproduced in full only. The document may only be updated by Audix Technology Corp. personnel. Any changes will be noted in the Document History section of the report.

Audix Technology Corp.
No. 53-11, Dingfu, Linkou, Dist.,
New Taipei City244, Taiwan

Tel: +886 2 26099301
Fax: +886 2 26099303

Mode	802.11ac-VHT80	Band	NII-2C
		Frequency	TX 5530MHz

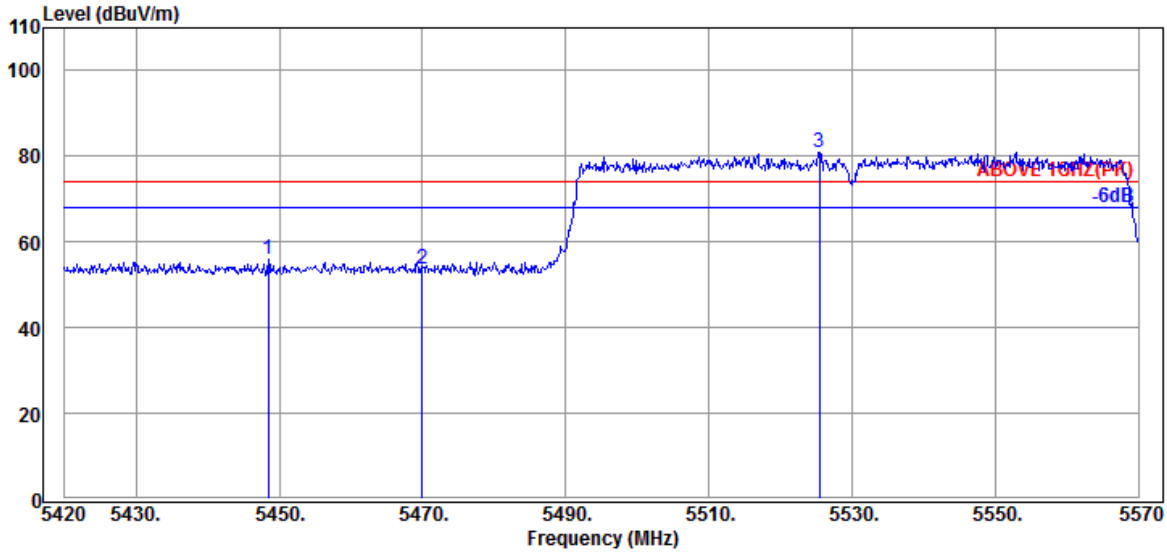

Antenna at Horizontal Polarization

	Emission Frequency (MHz)	Antenna Factor (dB/m)	Cable Loss (dB)	Preamp Gain (dB)	Read Level (dBμV)	Emission Level (dBμV/m)	Limits (dBμV/m)	Margin (dB)	Detector
	5448.500	34.60	8.64	39.18	51.81	55.87	74.00	18.13	Peak
	5469.950	34.57	8.65	39.17	49.51	53.56	74.00	20.44	Peak
@	5525.450	34.53	8.70	39.18	77.02	81.07	---	---	Peak

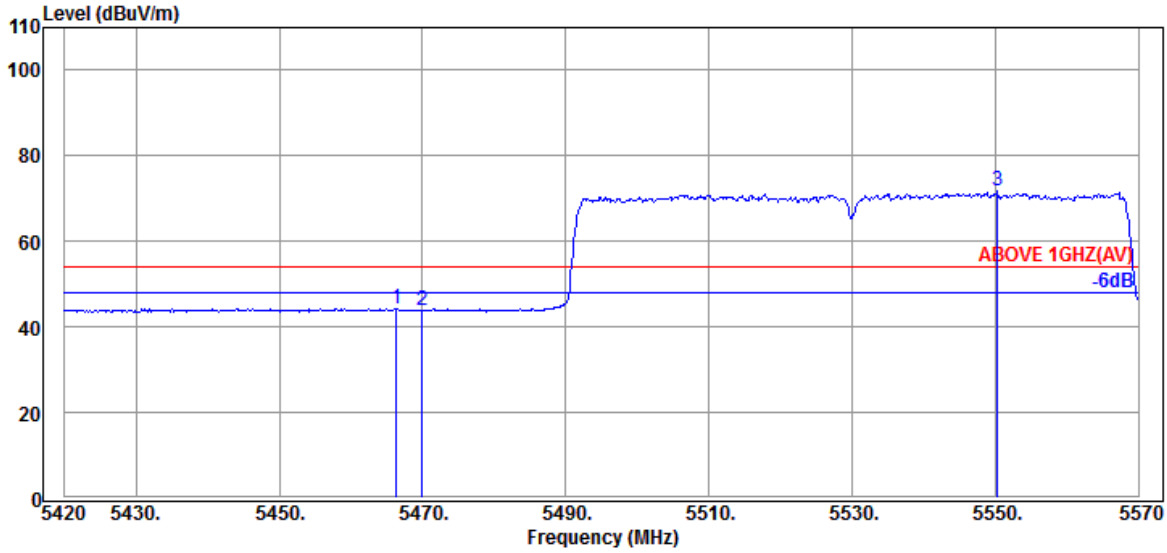

Antenna at Horizontal Polarization

	Emission Frequency (MHz)	Antenna Factor (dB/m)	Cable Loss (dB)	Preamp Gain (dB)	Read Level (dBμV)	Emission Level (dBμV/m)	Limits (dBμV/m)	Margin (dB)	Detector
	5466.350	34.57	8.65	39.17	40.31	44.36	54.00	9.64	Average
	5469.950	34.57	8.65	39.17	39.88	43.93	54.00	10.07	Average
@	5550.350	34.60	8.72	39.18	67.78	71.92	---	---	Average

Remark: The "@" means fundamental frequency, it is ignored in this section.

This test report may be reproduced in full only. The document may only be updated by Audix Technology Corp. personnel. Any changes will be noted in the Document History section of the report.

Audix Technology Corp.
No. 53-11, Dingfu, Linkou, Dist.,
New Taipei City244, Taiwan
Tel: +886 2 26099301
Fax: +886 2 26099303

Mode	802.11ac-VHT80	Band	NII-2C
		Frequency	TX 5530MHz

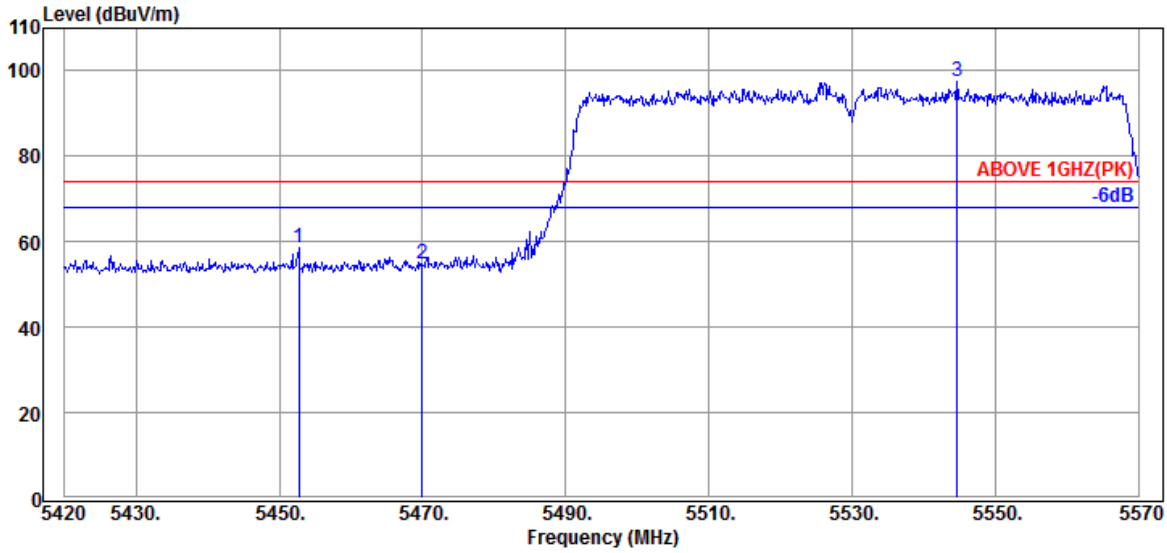

Antenna at Vertical Polarization

	Emission Frequency (MHz)	Antenna Factor (dB/m)	Cable Loss (dB)	Preamp Gain (dB)	Read Level (dBµV)	Emission Level (dBµV/m)	Limits (dBµV/m)	Margin (dB)	Detector
	5452.700	34.60	8.64	39.17	54.49	58.56	74.00	15.44	Peak
	5469.950	34.57	8.65	39.17	50.86	54.91	74.00	19.09	Peak
@	5544.650	34.60	8.71	39.18	93.31	97.44	---	---	Peak

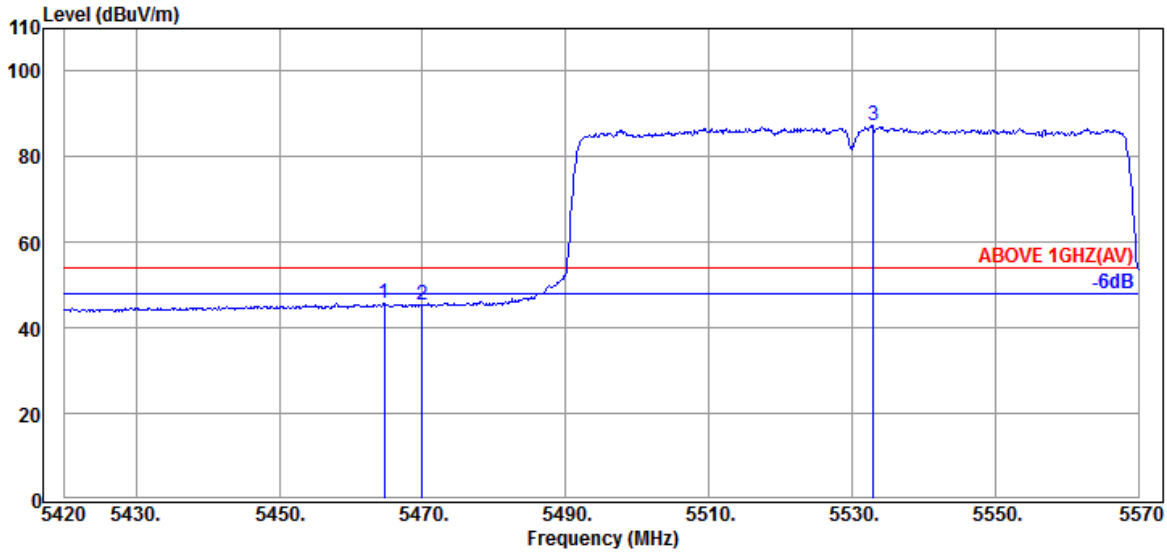

Antenna at Vertical Polarization

	Emission Frequency (MHz)	Antenna Factor (dB/m)	Cable Loss (dB)	Preamp Gain (dB)	Read Level (dBµV)	Emission Level (dBµV/m)	Limits (dBµV/m)	Margin (dB)	Detector
	5464.700	34.57	8.65	39.17	41.63	45.68	54.00	8.32	Average
	5469.950	34.57	8.65	39.17	41.37	45.42	54.00	8.58	Average
@	5532.950	34.57	8.71	39.18	83.21	87.31	---	---	Average

Remark: The "@" means fundamental frequency, it is ignored in this section.

This test report may be reproduced in full only. The document may only be updated by Audix Technology Corp. personnel. Any changes will be noted in the Document History section of the report.

Audix Technology Corp.
No. 53-11, Dingfu, Linkou, Dist.,
New Taipei City244, Taiwan
Tel: +886 2 26099301
Fax: +886 2 26099303

Mode	802.11ac-VHT80	Band	NII-2C
		Frequency	TX 5610MHz

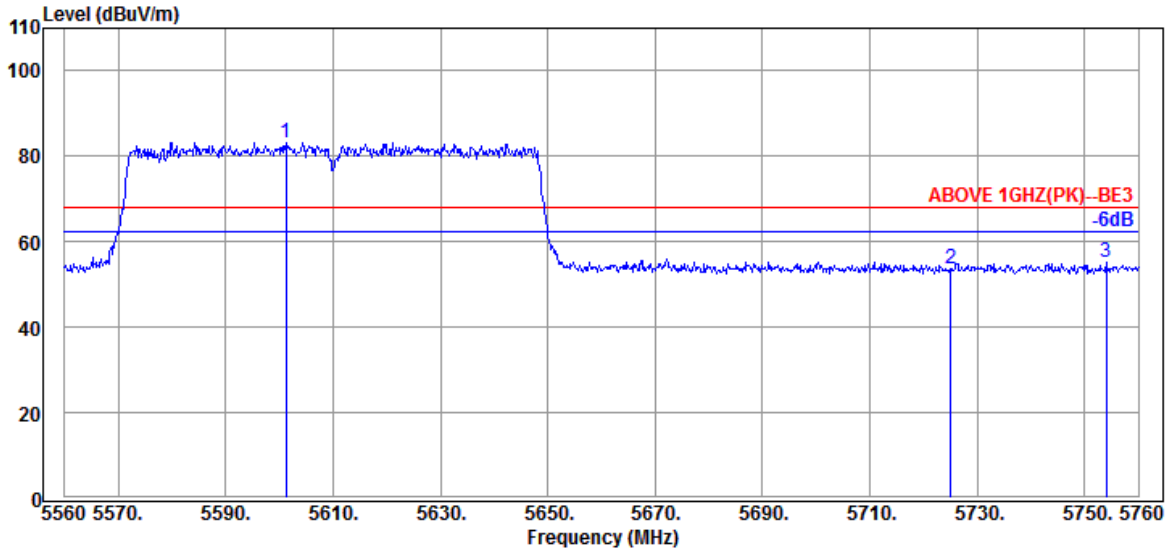

Antenna at Horizontal Polarization

Emission Frequency (MHz)	Antenna Factor (dB/m)	Cable Loss (dB)	Preamp Gain (dB)	Read Level (dBμV)	Emission Level (dBμV/m)	Limits (dBμV/m)	Margin (dB)	Detector
@ 5601.200	34.60	8.77	39.20	79.08	83.25	---	---	Peak
5725.000	34.50	8.86	39.23	49.37	53.50	68.20	14.70	Peak
5754.000	34.50	8.89	39.24	51.04	55.19	68.20	13.01	Peak

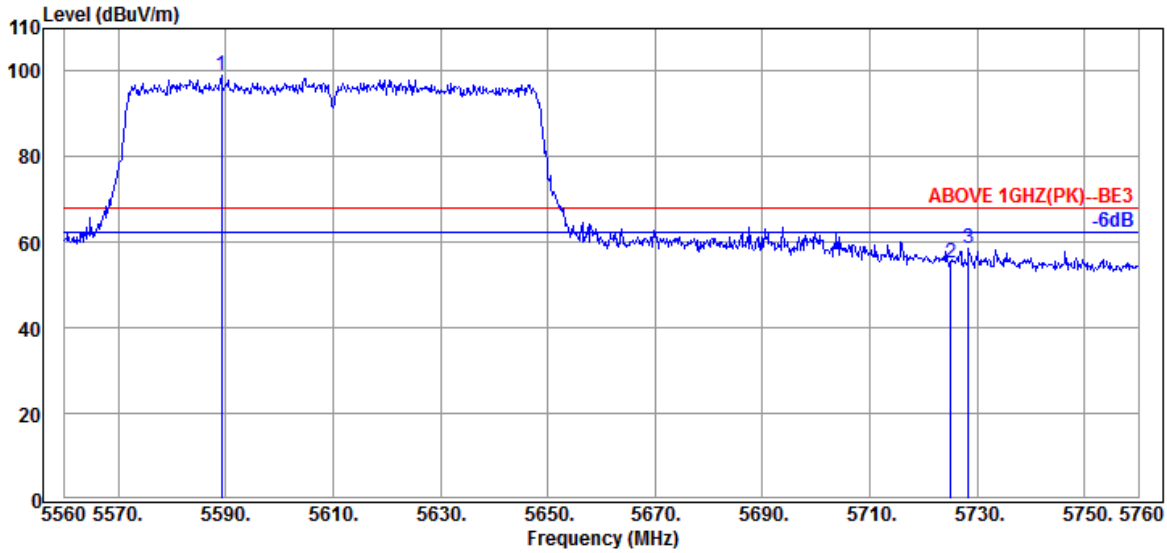

Antenna at Vertical Polarization

Emission Frequency (MHz)	Antenna Factor (dB/m)	Cable Loss (dB)	Preamp Gain (dB)	Read Level (dBμV)	Emission Level (dBμV/m)	Limits (dBμV/m)	Margin (dB)	Detector
@ 5589.200	34.60	8.75	39.19	94.81	98.97	---	---	Peak
5725.000	34.50	8.86	39.23	51.18	55.31	68.20	12.89	Peak
5728.400	34.50	8.86	39.23	54.41	58.54	68.20	9.66	Peak

Remark: The "@" means fundamental frequency, it is ignored in this section.

This test report may be reproduced in full only. The document may only be updated by Audix Technology Corp. personnel. Any changes will be noted in the Document History section of the report.

Audix Technology Corp.
No. 53-11, Dingfu, Linkou, Dist.,
New Taipei City244, Taiwan
Tel: +886 2 26099301
Fax: +886 2 26099303

Mode	802.11ac-VHT80	Band	NII-2C
		Frequency	TX 5690MHz

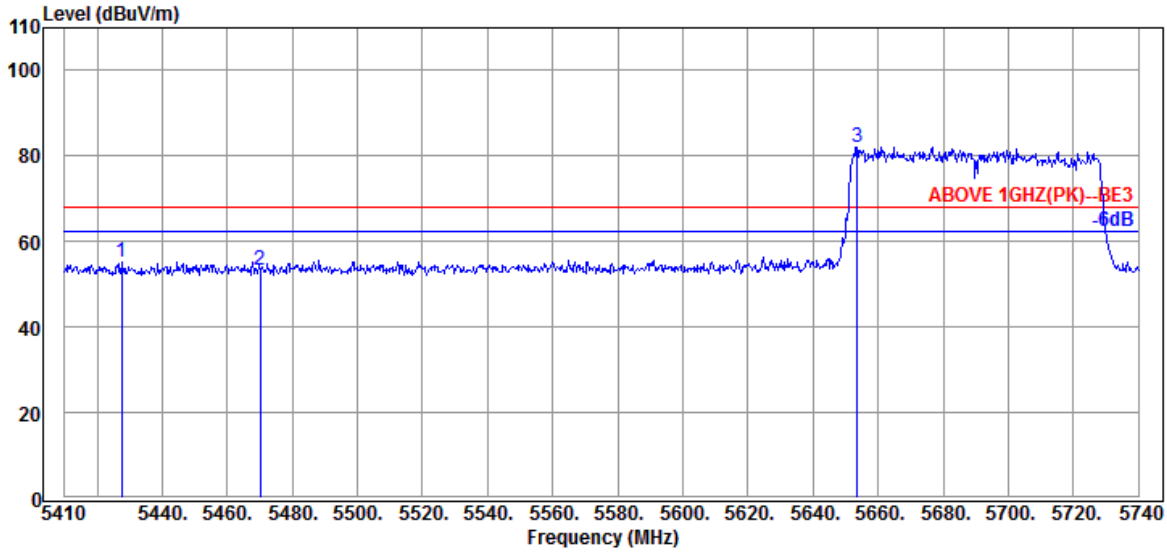

Antenna at Horizontal Polarization

Emission Frequency (MHz)	Antenna Factor (dB/m)	Cable Loss (dB)	Preamp Gain (dB)	Read Level (dBµV)	Emission Level (dBµV/m)	Limits (dBµV/m)	Margin (dB)	Detector
5427.490	34.65	8.61	39.18	51.12	55.20	68.20	13.00	Peak
5470.060	34.57	8.65	39.17	49.13	53.18	68.20	15.02	Peak
@ 5653.540	34.60	8.81	39.21	77.82	82.02	---	---	Peak

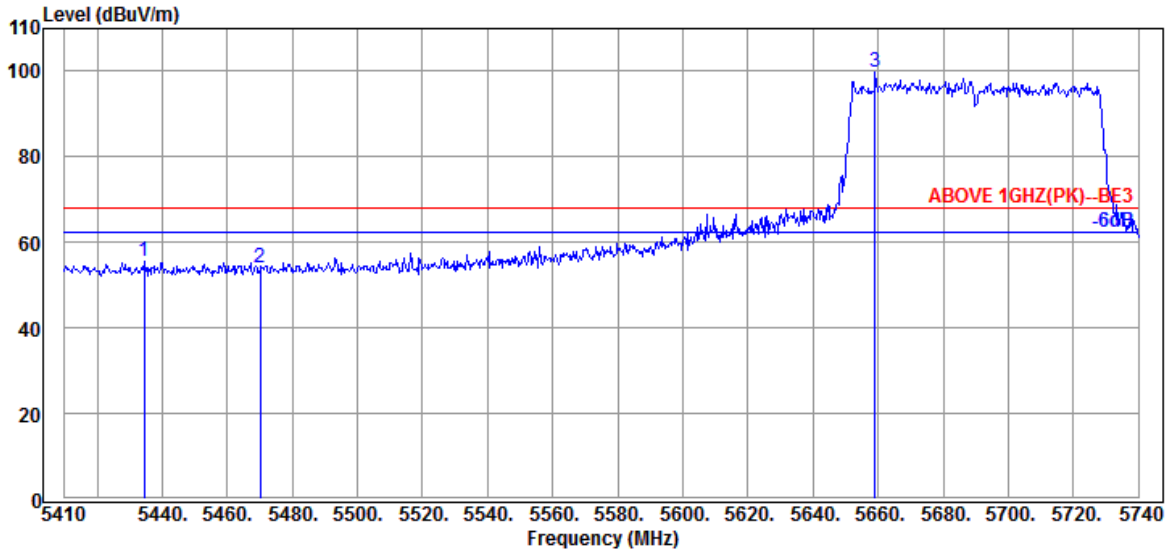

Antenna at Vertical Polarization

Emission Frequency (MHz)	Antenna Factor (dB/m)	Cable Loss (dB)	Preamp Gain (dB)	Read Level (dBµV)	Emission Level (dBµV/m)	Limits (dBµV/m)	Margin (dB)	Detector
5434.420	34.62	8.63	39.18	51.58	55.65	68.20	12.55	Peak
5470.060	34.57	8.65	39.17	50.15	54.20	68.20	14.00	Peak
@ 5659.150	34.57	8.81	39.21	95.45	99.62	---	---	Peak

Remark: The "@" means fundamental frequency, it is ignored in this section.

This test report may be reproduced in full only. The document may only be updated by Audix Technology Corp. personnel. Any changes will be noted in the Document History section of the report.

Audix Technology Corp.
No. 53-11, Dingfu, Linkou, Dist.,
New Taipei City244, Taiwan
Tel: +886 2 26099301
Fax: +886 2 26099303

Mode	802.11ac-VHT80	Band	NII-2C
		Frequency	TX 5690MHz

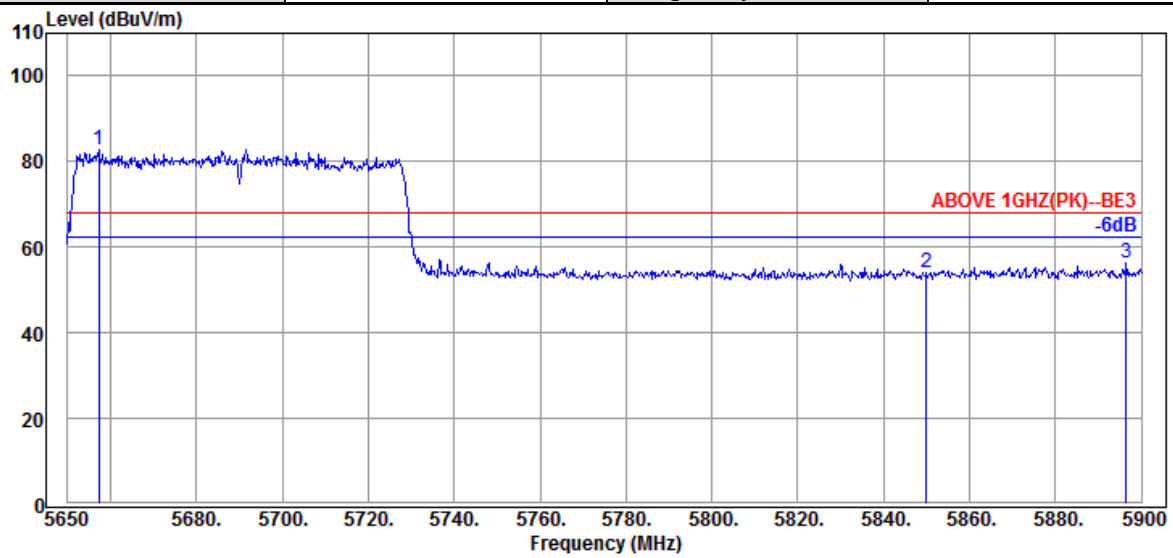

Antenna at Horizontal Polarization

Emission Frequency (MHz)	Antenna Factor (dB/m)	Cable Loss (dB)	Preamp Gain (dB)	Read Level (dBµV)	Emission Level (dBµV/m)	Limits (dBµV/m)	Margin (dB)	Detector
@ 5657.250	34.57	8.81	39.21	78.80	82.97	---	---	Peak
5850.000	34.40	8.96	39.26	49.89	53.99	68.20	14.21	Peak
5896.500	34.50	9.01	39.27	52.12	56.36	68.20	11.84	Peak

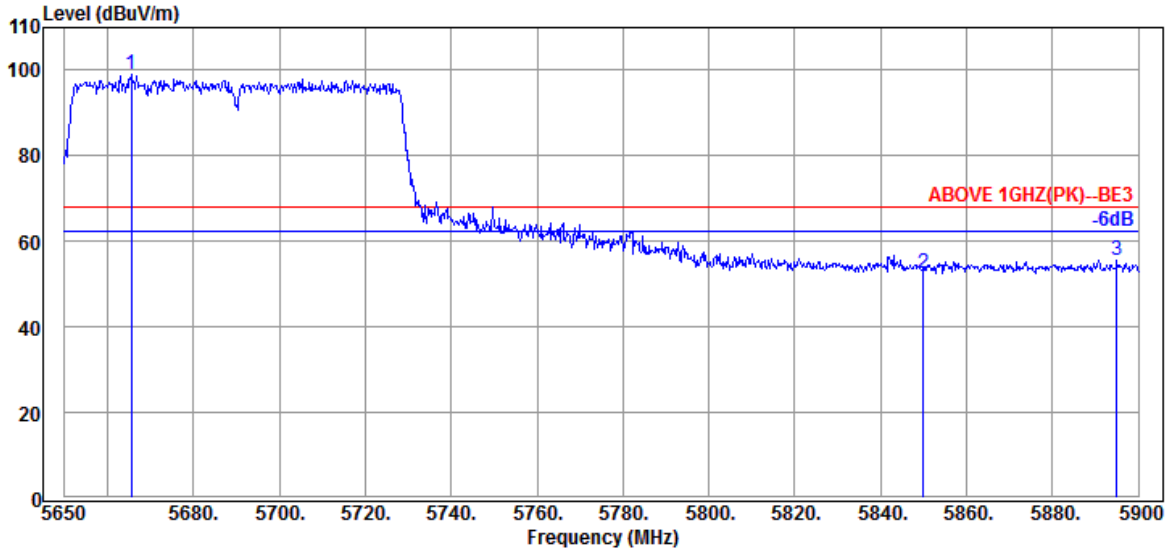

Antenna at Vertical Polarization

Emission Frequency (MHz)	Antenna Factor (dB/m)	Cable Loss (dB)	Preamp Gain (dB)	Read Level (dBµV)	Emission Level (dBµV/m)	Limits (dBµV/m)	Margin (dB)	Detector
@ 5665.500	34.57	8.81	39.21	94.69	98.86	---	---	Peak
5850.000	34.40	8.96	39.26	48.43	52.53	68.20	15.67	Peak
5895.000	34.50	9.01	39.27	51.40	55.64	68.20	12.56	Peak

Remark: The "@" means fundamental frequency, it is ignored in this section.

This test report may be reproduced in full only. The document may only be updated by Audix Technology Corp. personnel. Any changes will be noted in the Document History section of the report.

Audix Technology Corp.
No. 53-11, Dingfu, Linkou, Dist.,
New Taipei City244, Taiwan

Tel: +886 2 26099301
Fax: +886 2 26099303

Mode	802.11ac-VHT80	Band	NII-III
		Frequency	TX 5775MHz

Antenna at Horizontal Polarization

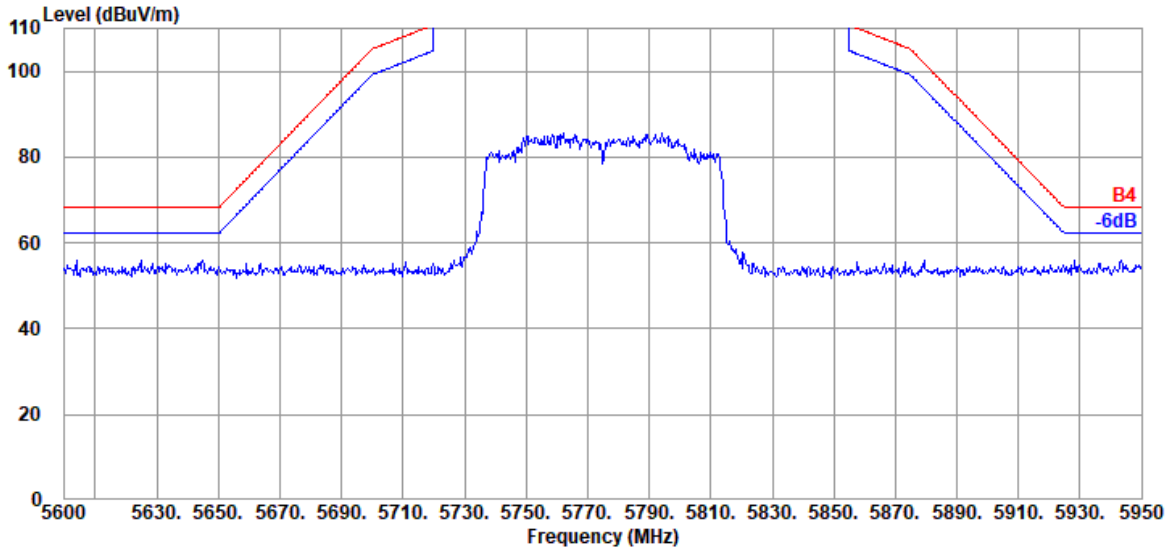

Antenna at Vertical Polarization

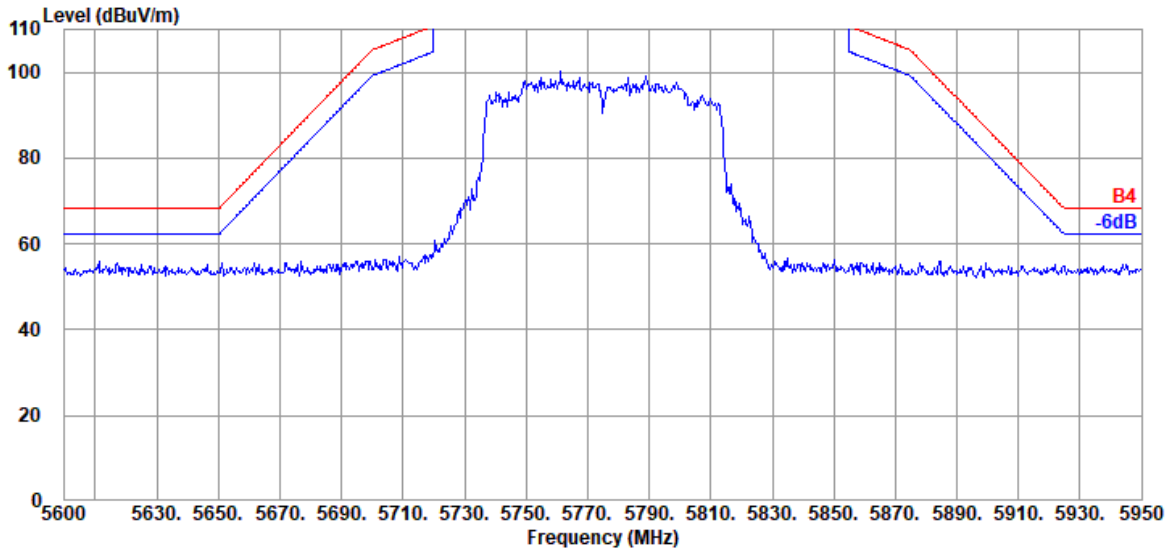

This test report may be reproduced in full only. The document may only be updated by Audix Technology Corp. personnel. Any changes will be noted in the Document History section of the report.

Audix Technology Corp.
No. 53-11, Dingfu, Linkou, Dist.,
New Taipei City244, Taiwan
Tel: +886 2 26099301
Fax: +886 2 26099303

Mode	802.11ac-VH160	Band	NII-I & NII-2A
		Frequency	TX 5250MHz

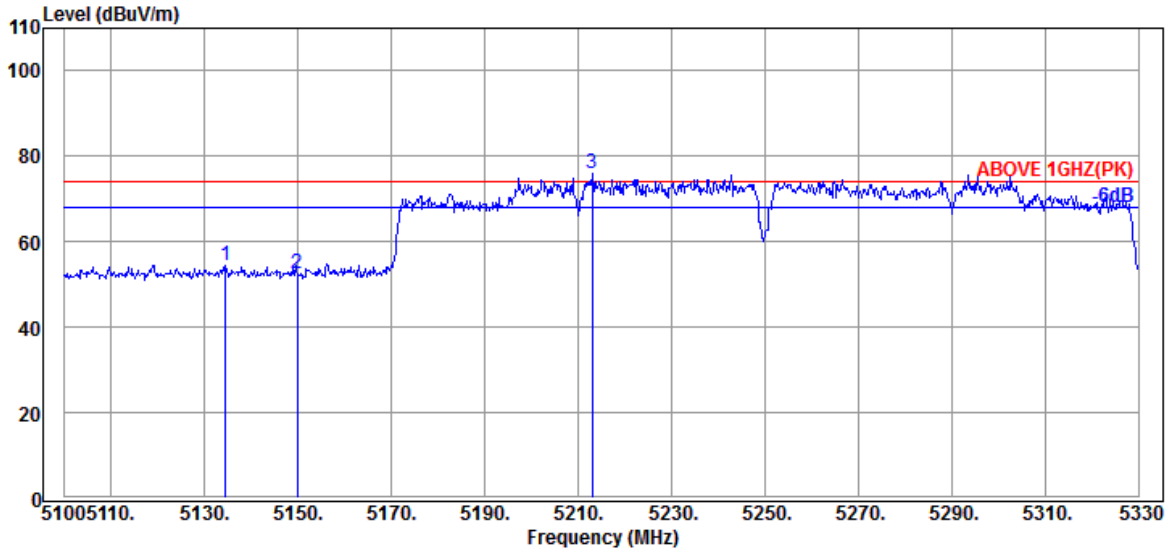

Antenna at Horizontal Polarization

Emission Frequency (MHz)	Antenna Factor (dB/m)	Cable Loss (dB)	Preamp Gain (dB)	Read Level (dBμV)	Emission Level (dBμV/m)	Limits (dBμV/m)	Margin (dB)	Detector
5134.500	34.03	8.37	39.21	51.35	54.54	74.00	19.46	Peak
5149.910	34.10	8.39	39.21	49.36	52.64	74.00	21.36	Peak
@ 5212.930	34.35	8.44	39.20	72.55	76.14	---	---	Peak

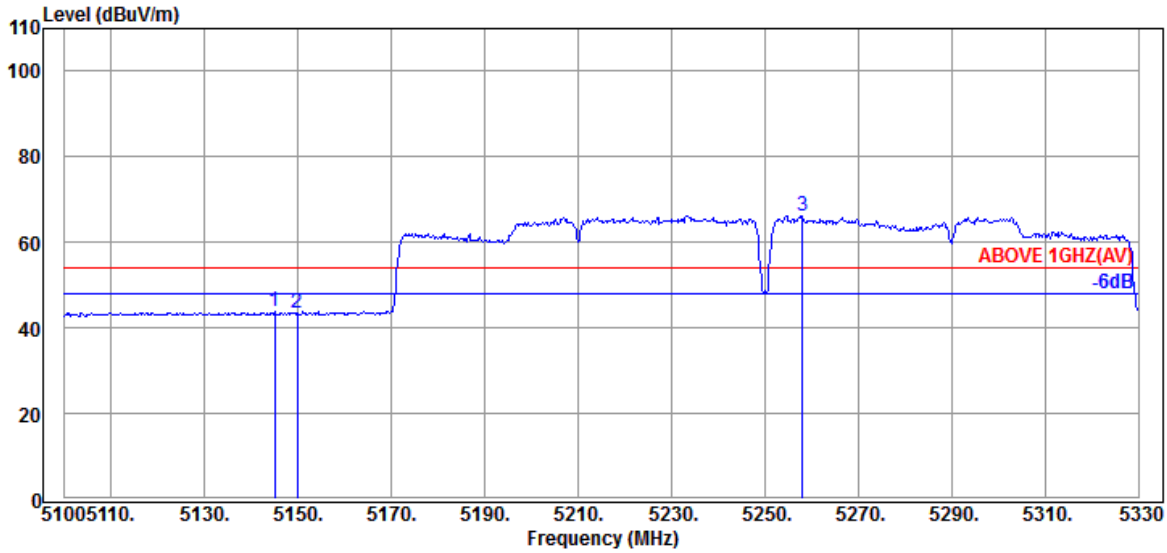

Antenna at Horizontal Polarization

Emission Frequency (MHz)	Antenna Factor (dB/m)	Cable Loss (dB)	Preamp Gain (dB)	Read Level (dBμV)	Emission Level (dBμV/m)	Limits (dBμV/m)	Margin (dB)	Detector
5145.080	34.10	8.39	39.21	40.42	43.70	54.00	10.30	Average
5149.910	34.10	8.39	39.21	40.10	43.38	54.00	10.62	Average
@ 5258.010	34.50	8.47	39.20	62.41	66.18	---	---	Average

Remark: The "@" means fundamental frequency, it is ignored in this section.

This test report may be reproduced in full only. The document may only be updated by Audix Technology Corp. personnel. Any changes will be noted in the Document History section of the report.

Audix Technology Corp.
No. 53-11, Dingfu, Linkou, Dist.,
New Taipei City244, Taiwan

Tel: +886 2 26099301
Fax: +886 2 26099303

Mode	802.11ac-VH160	Band	NII-I & NII-2A
		Frequency	TX 5250MHz

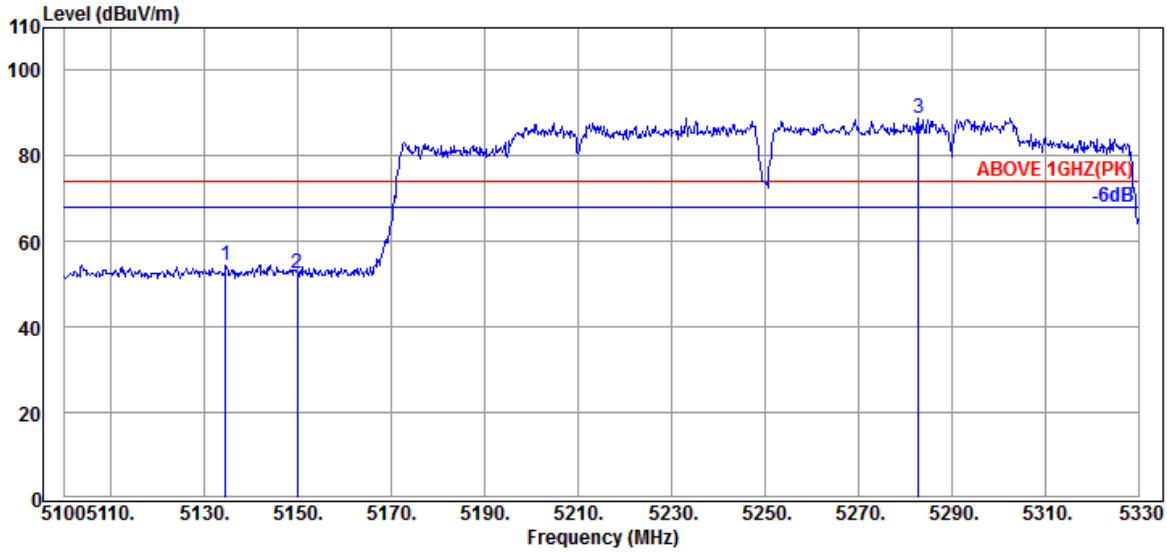

Antenna at Vertical Polarization

Emission Frequency (MHz)	Antenna Factor (dB/m)	Cable Loss (dB)	Preamp Gain (dB)	Read Level (dBμV)	Emission Level (dBμV/m)	Limits (dBμV/m)	Margin (dB)	Detector
5134.500	34.03	8.37	39.21	51.24	54.43	74.00	19.57	Peak
5149.910	34.10	8.39	39.21	49.20	52.48	74.00	21.52	Peak
@ 5282.850	34.50	8.50	39.19	85.02	88.83	---	---	Peak

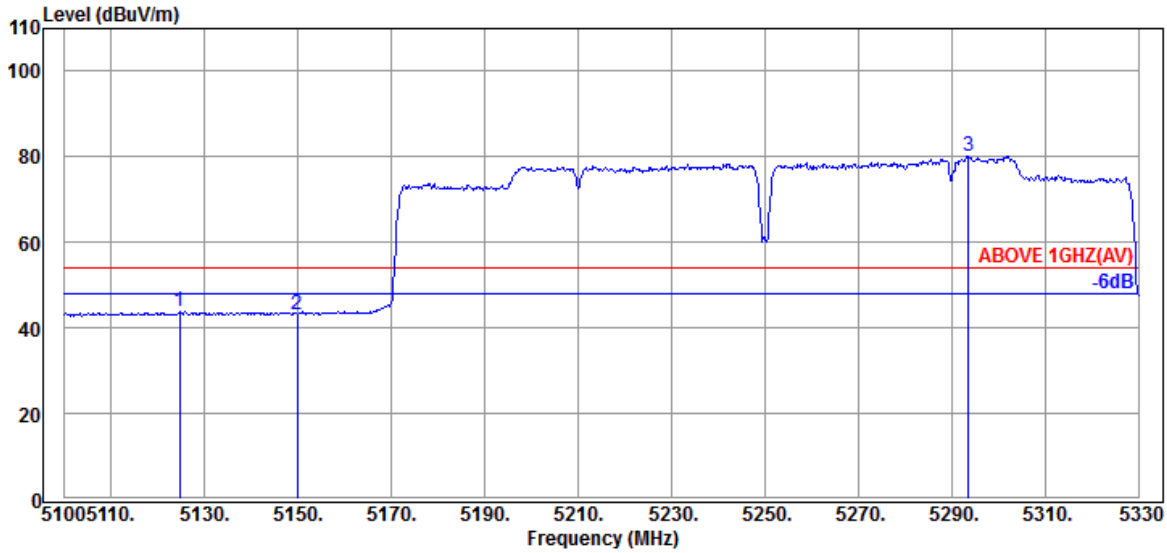

Antenna at Vertical Polarization

Emission Frequency (MHz)	Antenna Factor (dB/m)	Cable Loss (dB)	Preamp Gain (dB)	Read Level (dBμV)	Emission Level (dBμV/m)	Limits (dBμV/m)	Margin (dB)	Detector
5124.610	33.97	8.37	39.21	40.57	43.70	54.00	10.30	Average
5149.910	34.10	8.39	39.21	39.93	43.21	54.00	10.79	Average
@ 5293.660	34.50	8.51	39.19	76.48	80.30	---	---	Average

Remark: The "@" means fundamental frequency, it is ignored in this section.

This test report may be reproduced in full only. The document may only be updated by Audix Technology Corp. personnel. Any changes will be noted in the Document History section of the report.

Audix Technology Corp.
No. 53-11, Dingfu, Linkou, Dist.,
New Taipei City244, Taiwan

Tel: +886 2 26099301
Fax: +886 2 26099303

Mode	802.11ac-VH160	Band	NII-I & NII-2A
		Frequency	TX 5250MHz

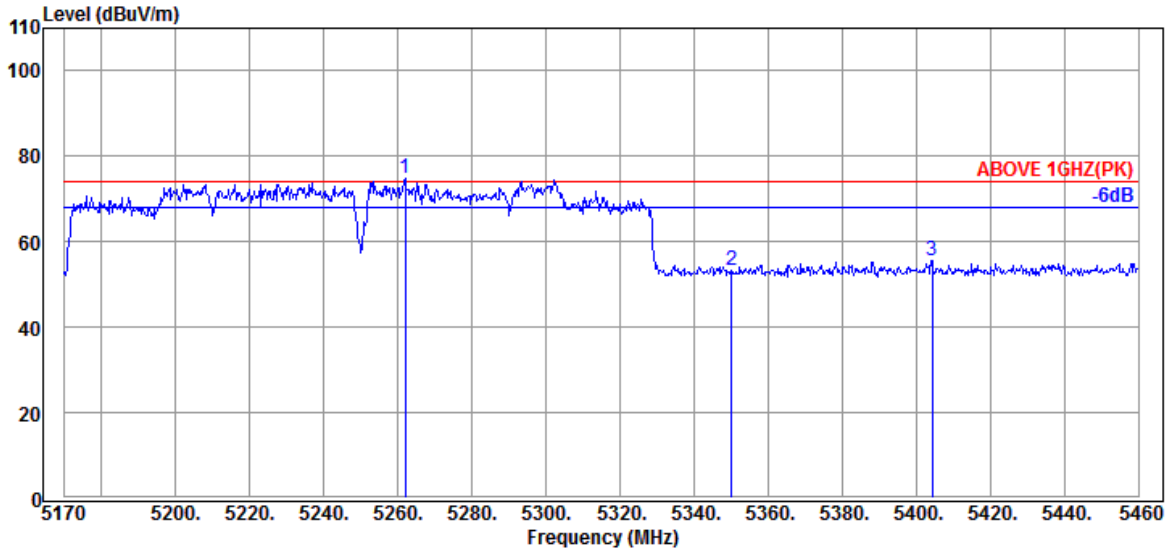

Antenna at Horizontal Polarization

Emission Frequency (MHz)	Antenna Factor (dB/m)	Cable Loss (dB)	Preamp Gain (dB)	Read Level (dBμV)	Emission Level (dBμV/m)	Limits (dBμV/m)	Margin (dB)	Detector
@ 5261.930	34.50	8.49	39.20	71.23	75.02	---	---	Peak
5350.090	34.60	8.56	39.19	49.25	53.22	74.00	20.78	Peak
5404.320	34.67	8.60	39.18	51.53	55.62	74.00	18.38	Peak

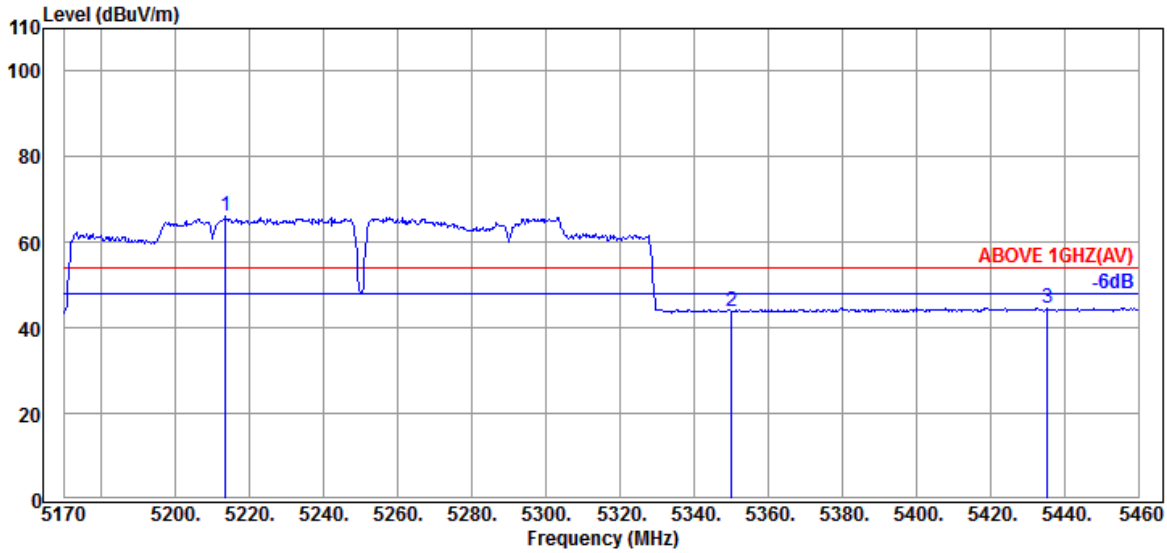

Antenna at Horizontal Polarization

Emission Frequency (MHz)	Antenna Factor (dB/m)	Cable Loss (dB)	Preamp Gain (dB)	Read Level (dBμV)	Emission Level (dBμV/m)	Limits (dBμV/m)	Margin (dB)	Detector
@ 5213.500	34.35	8.44	39.20	62.53	66.12	---	---	Average
5350.090	34.60	8.56	39.19	40.05	44.02	54.00	9.98	Average
5435.350	34.62	8.63	39.18	40.53	44.60	54.00	9.40	Average

Remark: The "@" means fundamental frequency, it is ignored in this section.

This test report may be reproduced in full only. The document may only be updated by Audix Technology Corp. personnel. Any changes will be noted in the Document History section of the report.

Audix Technology Corp.
No. 53-11, Dingfu, Linkou, Dist.,
New Taipei City244, Taiwan

Tel: +886 2 26099301
Fax: +886 2 26099303

Mode	802.11ac-VH160	Band	NII-I & NII-2A
		Frequency	TX 5250MHz

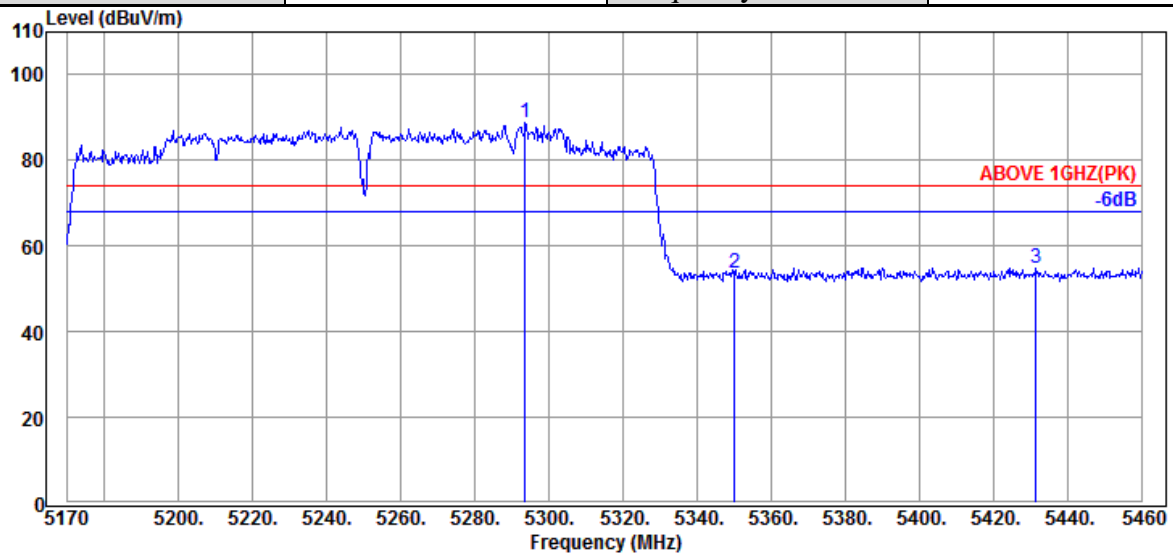

Antenna at Vertical Polarization

Emission Frequency (MHz)	Antenna Factor (dB/m)	Cable Loss (dB)	Preamp Gain (dB)	Read Level (dBµV)	Emission Level (dBµV/m)	Limits (dBµV/m)	Margin (dB)	Detector
@ 5293.540	34.50	8.51	39.19	84.92	88.74	---	---	Peak
5350.090	34.60	8.56	39.19	49.63	53.60	74.00	20.40	Peak
5431.580	34.65	8.63	39.18	50.90	55.00	74.00	19.00	Peak

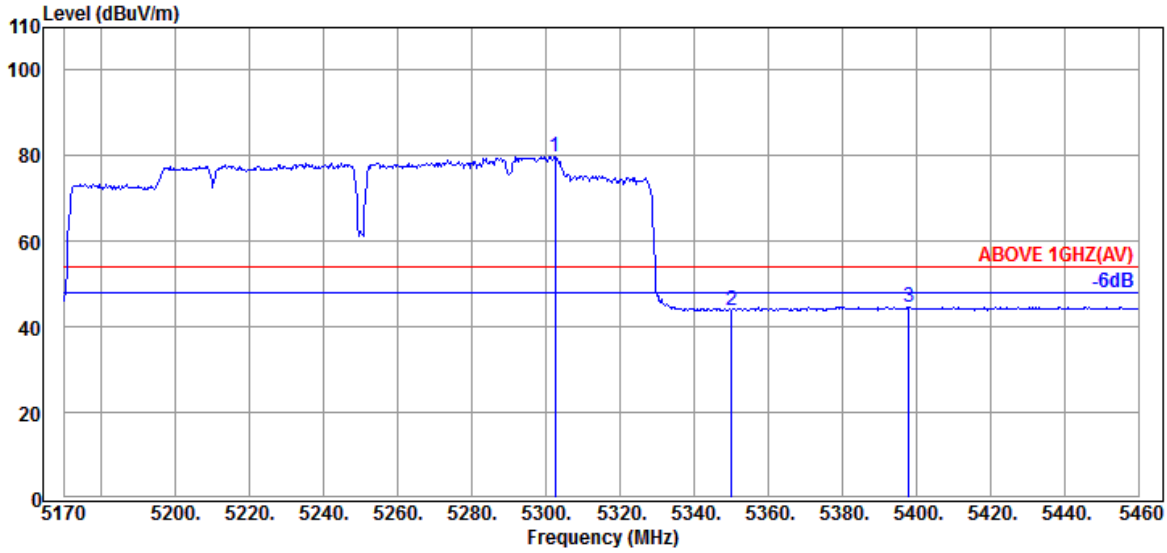

Antenna at Vertical Polarization

Emission Frequency (MHz)	Antenna Factor (dB/m)	Cable Loss (dB)	Preamp Gain (dB)	Read Level (dBµV)	Emission Level (dBµV/m)	Limits (dBµV/m)	Margin (dB)	Detector
@ 5302.530	34.50	8.51	39.19	76.12	79.94	---	---	Average
5350.090	34.60	8.56	39.19	39.93	43.90	54.00	10.10	Average
5397.940	34.70	8.60	39.18	40.66	44.78	54.00	9.22	Average

Remark: The "@" means fundamental frequency, it is ignored in this section.

This test report may be reproduced in full only. The document may only be updated by Audix Technology Corp. personnel. Any changes will be noted in the Document History section of the report.

Audix Technology Corp.
No. 53-11, Dingfu, Linkou, Dist.,
New Taipei City244, Taiwan
Tel: +886 2 26099301
Fax: +886 2 26099303

Mode	802.11ac-VHT160	Band	NII-2C
		Frequency	TX 5570MHz

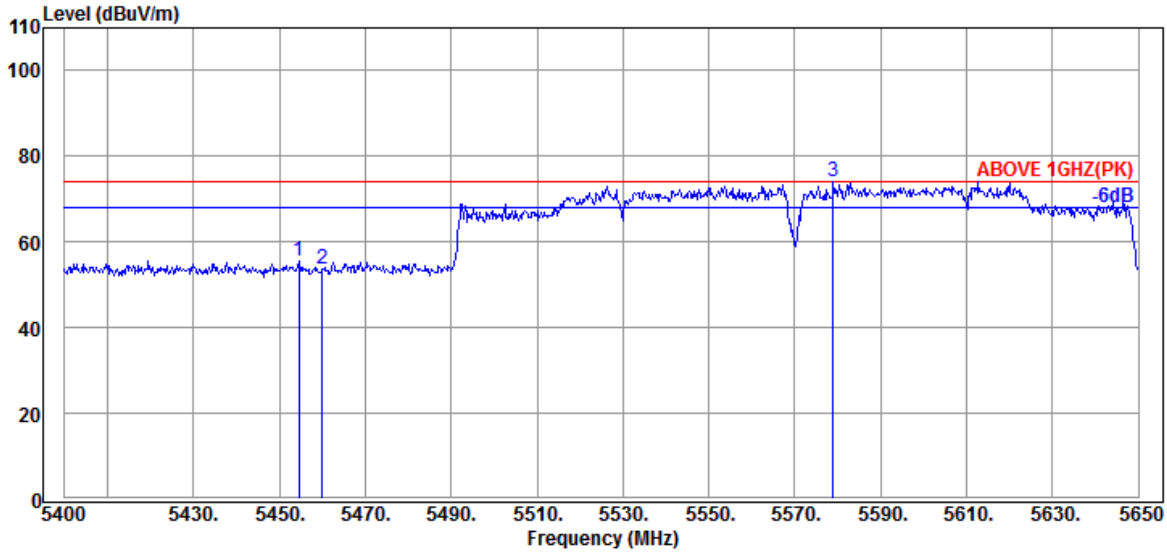

Antenna at Horizontal Polarization

Emission Frequency (MHz)	Antenna Factor (dB/m)	Cable Loss (dB)	Preamp Gain (dB)	Read Level (dBµV)	Emission Level (dBµV/m)	Limits (dBµV/m)	Margin (dB)	Detector
5454.500	34.60	8.64	39.17	51.49	55.56	74.00	18.44	Peak
5460.000	34.60	8.64	39.17	49.47	53.54	74.00	20.46	Peak
@ 5579.000	34.60	8.74	39.19	69.88	74.03	---	---	Peak

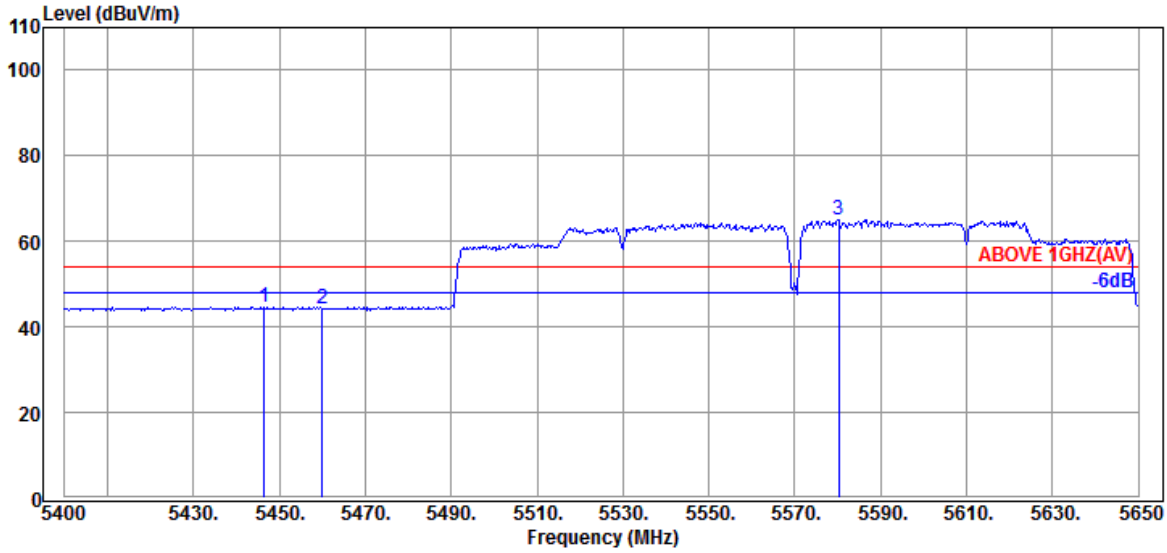

Antenna at Horizontal Polarization

Emission Frequency (MHz)	Antenna Factor (dB/m)	Cable Loss (dB)	Preamp Gain (dB)	Read Level (dBµV)	Emission Level (dBµV/m)	Limits (dBµV/m)	Margin (dB)	Detector
5446.500	34.62	8.64	39.18	40.58	44.66	54.00	9.34	Average
5460.000	34.60	8.64	39.17	40.20	44.27	54.00	9.73	Average
@ 5580.250	34.60	8.74	39.19	60.83	64.98	---	---	Average

Remark: The "@" means fundamental frequency, it is ignored in this section.

This test report may be reproduced in full only. The document may only be updated by Audix Technology Corp. personnel. Any changes will be noted in the Document History section of the report.

Audix Technology Corp.
No. 53-11, Dingfu, Linkou, Dist.,
New Taipei City244, Taiwan
Tel: +886 2 26099301
Fax: +886 2 26099303

Mode	802.11ac-VHT160	Band	NII-2C
		Frequency	TX 5570MHz

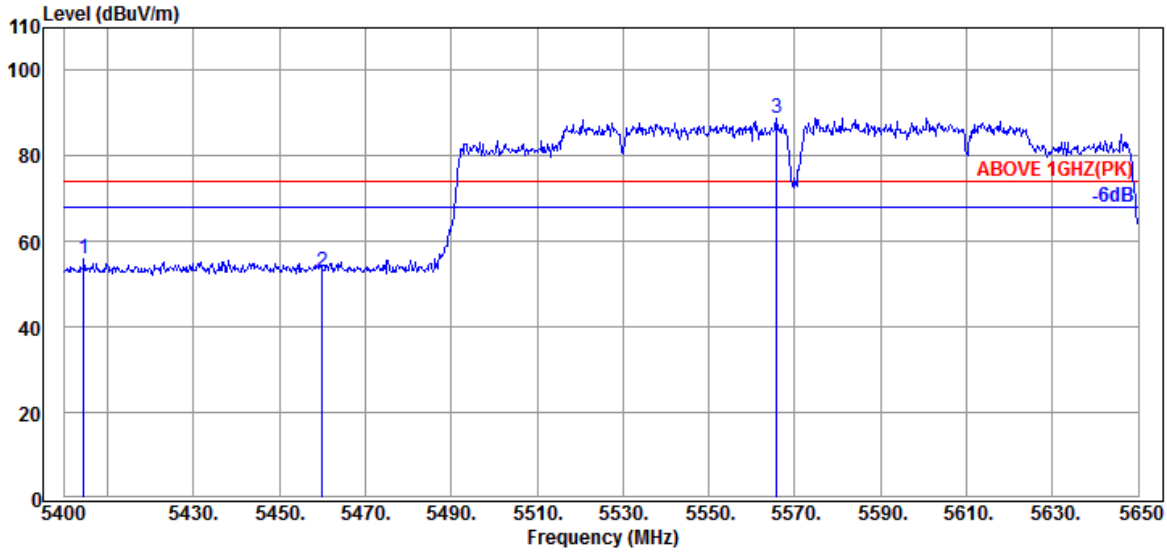

Antenna at Vertical Polarization

Emission Frequency (MHz)	Antenna Factor (dB/m)	Cable Loss (dB)	Preamp Gain (dB)	Read Level (dBμV)	Emission Level (dBμV/m)	Limits (dBμV/m)	Margin (dB)	Detector
5404.500	34.67	8.60	39.18	51.68	55.77	74.00	18.23	Peak
5460.000	34.60	8.64	39.17	49.01	53.08	74.00	20.92	Peak
@ 5565.750	34.60	8.74	39.19	84.82	88.97	---	---	Peak

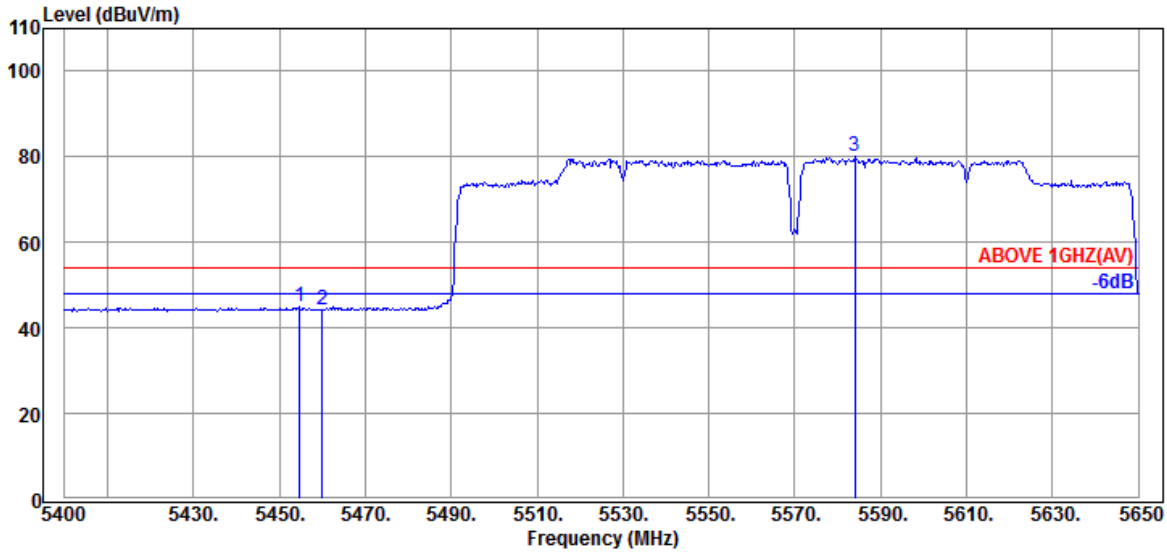

Antenna at Vertical Polarization

Emission Frequency (MHz)	Antenna Factor (dB/m)	Cable Loss (dB)	Preamp Gain (dB)	Read Level (dBμV)	Emission Level (dBμV/m)	Limits (dBμV/m)	Margin (dB)	Detector
5454.750	34.60	8.64	39.17	40.73	44.80	54.00	9.20	Average
5460.000	34.60	8.64	39.17	40.14	44.21	54.00	9.79	Average
@ 5584.000	34.60	8.75	39.19	75.90	80.06	---	---	Average

Remark: The "@" means fundamental frequency, it is ignored in this section.

This test report may be reproduced in full only. The document may only be updated by Audix Technology Corp. personnel. Any changes will be noted in the Document History section of the report.

Audix Technology Corp.
No. 53-11, Dingfu, Linkou, Dist.,
New Taipei City244, Taiwan

Tel: +886 2 26099301
Fax: +886 2 26099303

Mode	802.11ac-VH160	Band	NII-2C
		Frequency	TX 5570MHz

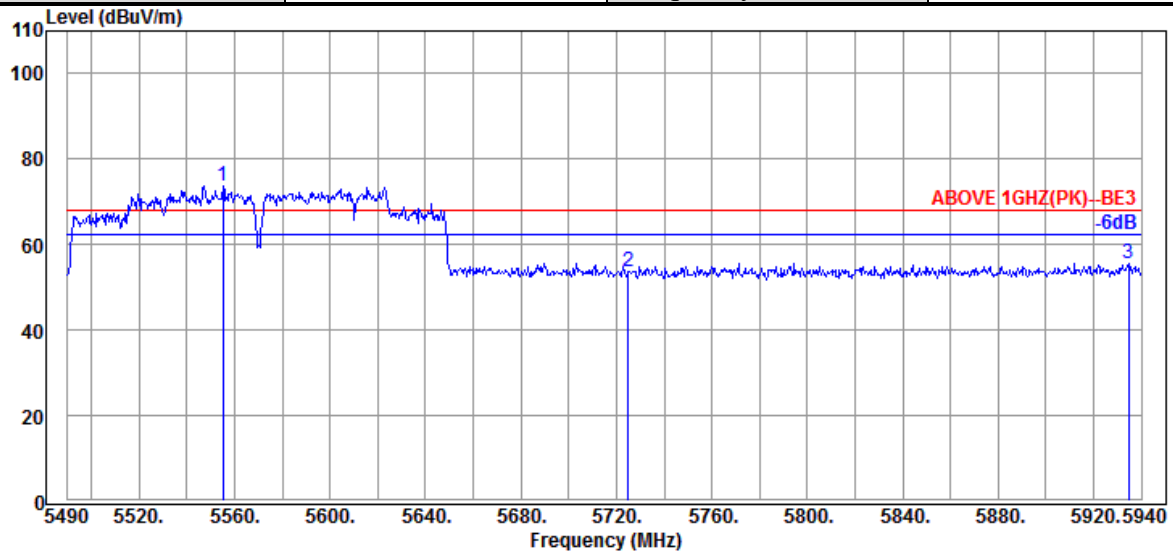

Antenna at Horizontal Polarization

Emission Frequency (MHz)	Antenna Factor (dB/m)	Cable Loss (dB)	Preamp Gain (dB)	Read Level (dBµV)	Emission Level (dBµV/m)	Limits (dBµV/m)	Margin (dB)	Detector
@ 5555.250	34.60	8.72	39.18	69.71	73.85	---	---	Peak
5724.900	34.50	8.86	39.23	49.67	53.80	68.20	14.40	Peak
5934.600	34.63	9.03	39.28	51.24	55.62	68.20	12.58	Peak

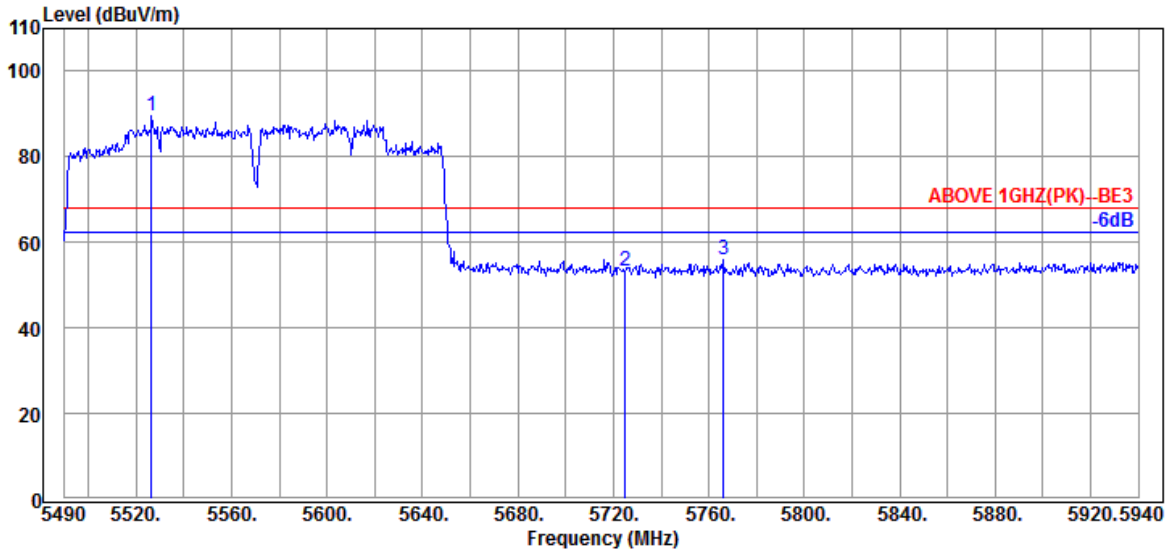

Antenna at Vertical Polarization

Emission Frequency (MHz)	Antenna Factor (dB/m)	Cable Loss (dB)	Preamp Gain (dB)	Read Level (dBµV)	Emission Level (dBµV/m)	Limits (dBµV/m)	Margin (dB)	Detector
@ 5526.450	34.53	8.70	39.18	85.42	89.47	---	---	Peak
5724.900	34.50	8.86	39.23	49.35	53.48	68.20	14.72	Peak
5766.300	34.47	8.89	39.24	51.68	55.80	68.20	12.40	Peak

Remark: The "@" means fundamental frequency, it is ignored in this section.

This test report may be reproduced in full only. The document may only be updated by Audix Technology Corp. personnel. Any changes will be noted in the Document History section of the report.

Audix Technology Corp.
No. 53-11, Dingfu, Linkou, Dist.,
New Taipei City244, Taiwan
Tel: +886 2 26099301
Fax: +886 2 26099303

Mode	802.11ax-HE20	Band	NII-I
		Frequency	TX 5180MHz

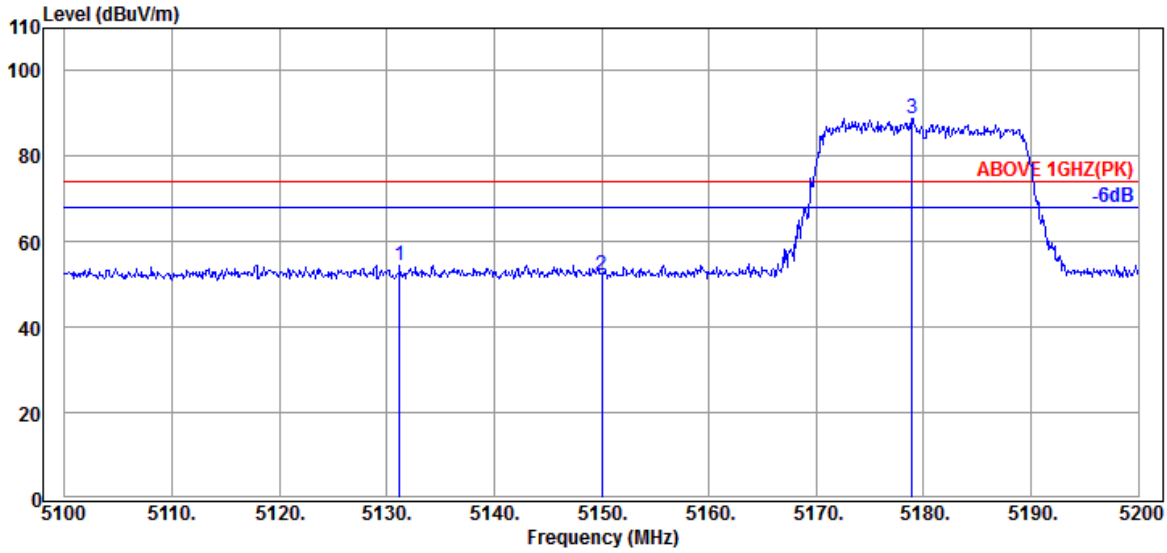

Antenna at Horizontal Polarization

Emission Frequency (MHz)	Antenna Factor (dB/m)	Cable Loss (dB)	Preamp Gain (dB)	Read Level (dBμV)	Emission Level (dBμV/m)	Limits (dBμV/m)	Margin (dB)	Detector
5131.200	34.03	8.37	39.21	51.25	54.44	74.00	19.56	Peak
5150.000	34.10	8.39	39.21	48.73	52.01	74.00	21.99	Peak
@ 5178.900	34.23	8.41	39.21	85.54	88.97	---	---	Peak

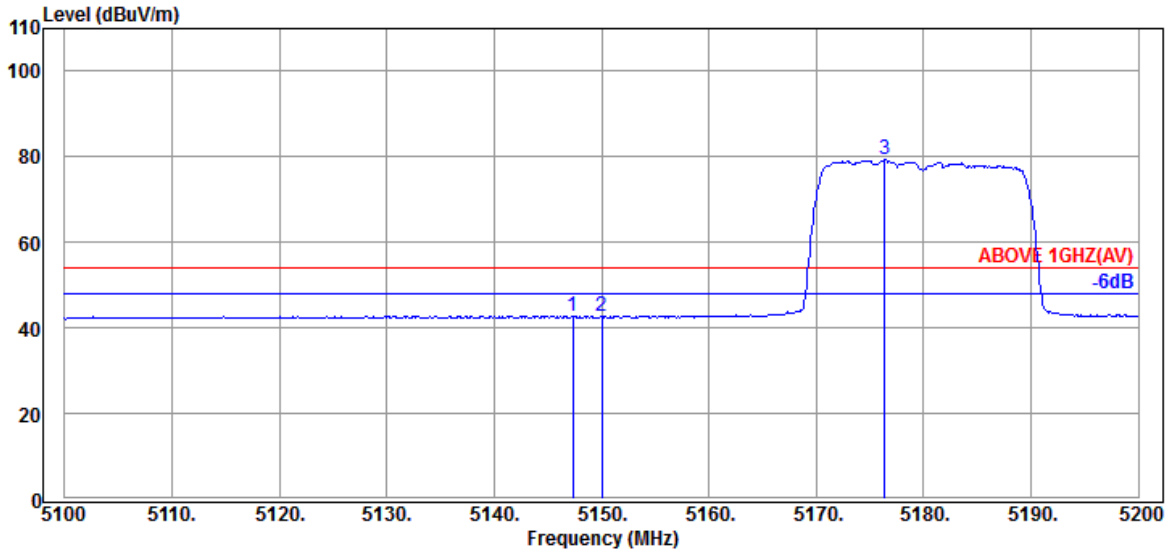

Antenna at Horizontal Polarization

Emission Frequency (MHz)	Antenna Factor (dB/m)	Cable Loss (dB)	Preamp Gain (dB)	Read Level (dBμV)	Emission Level (dBμV/m)	Limits (dBμV/m)	Margin (dB)	Detector
5147.300	34.10	8.39	39.21	39.51	42.79	54.00	11.21	Average
5150.000	34.10	8.39	39.21	39.43	42.71	54.00	11.29	Average
@ 5176.400	34.23	8.41	39.21	75.86	79.29	---	---	Average

Remark: The "@" means fundamental frequency, it is ignored in this section.

This test report may be reproduced in full only. The document may only be updated by Audix Technology Corp. personnel. Any changes will be noted in the Document History section of the report.

Audix Technology Corp.
No. 53-11, Dingfu, Linkou, Dist.,
New Taipei City244, Taiwan
Tel: +886 2 26099301
Fax: +886 2 26099303

Mode	802.11ax-HE20	Band	NII-I
		Frequency	TX 5180MHz

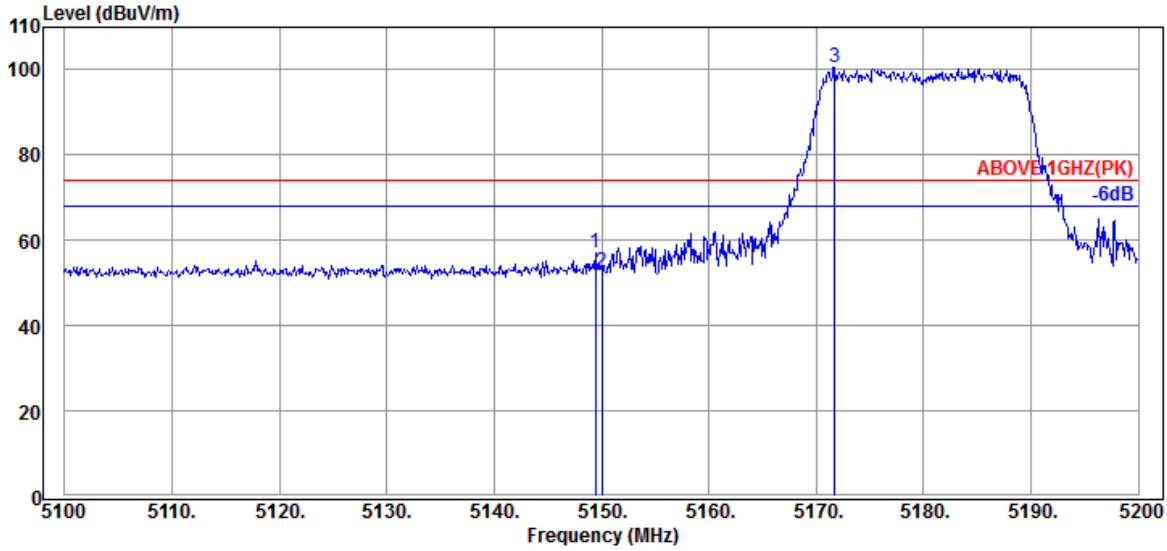

Antenna at Vertical Polarization

Emission Frequency (MHz)	Antenna Factor (dB/m)	Cable Loss (dB)	Preamp Gain (dB)	Read Level (dBμV)	Emission Level (dBμV/m)	Limits (dBμV/m)	Margin (dB)	Detector
5149.400	34.10	8.39	39.21	53.87	57.15	74.00	16.85	Peak
5150.000	34.10	8.39	39.21	49.45	52.73	74.00	21.27	Peak
@ 5171.700	34.23	8.40	39.21	97.26	100.68	---	---	Peak

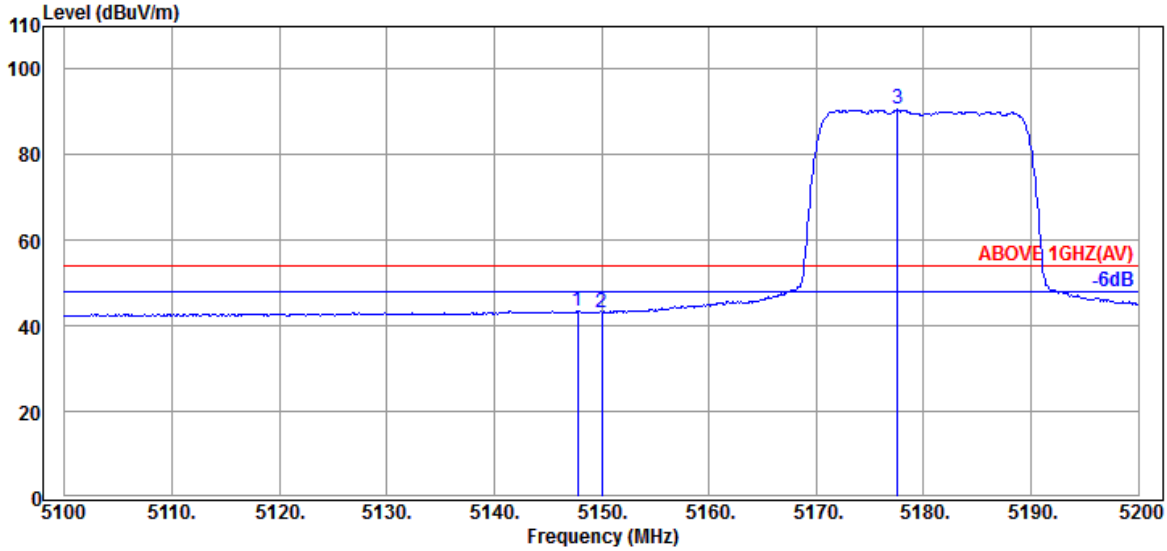

Antenna at Vertical Polarization

Emission Frequency (MHz)	Antenna Factor (dB/m)	Cable Loss (dB)	Preamp Gain (dB)	Read Level (dBμV)	Emission Level (dBμV/m)	Limits (dBμV/m)	Margin (dB)	Detector
5147.800	34.10	8.39	39.21	40.15	43.43	54.00	10.57	Average
5150.000	34.10	8.39	39.21	39.86	43.14	54.00	10.86	Average
@ 5177.600	34.23	8.41	39.21	87.12	90.55	---	---	Average

Remark: The "@" means fundamental frequency, it is ignored in this section.

This test report may be reproduced in full only. The document may only be updated by Audix Technology Corp. personnel. Any changes will be noted in the Document History section of the report.

Audix Technology Corp.
No. 53-11, Dingfu, Linkou, Dist.,
New Taipei City244, Taiwan
Tel: +886 2 26099301
Fax: +886 2 26099303

Mode	802.11ax-HE20	Band	NII-2A
		Frequency	TX 5320MHz

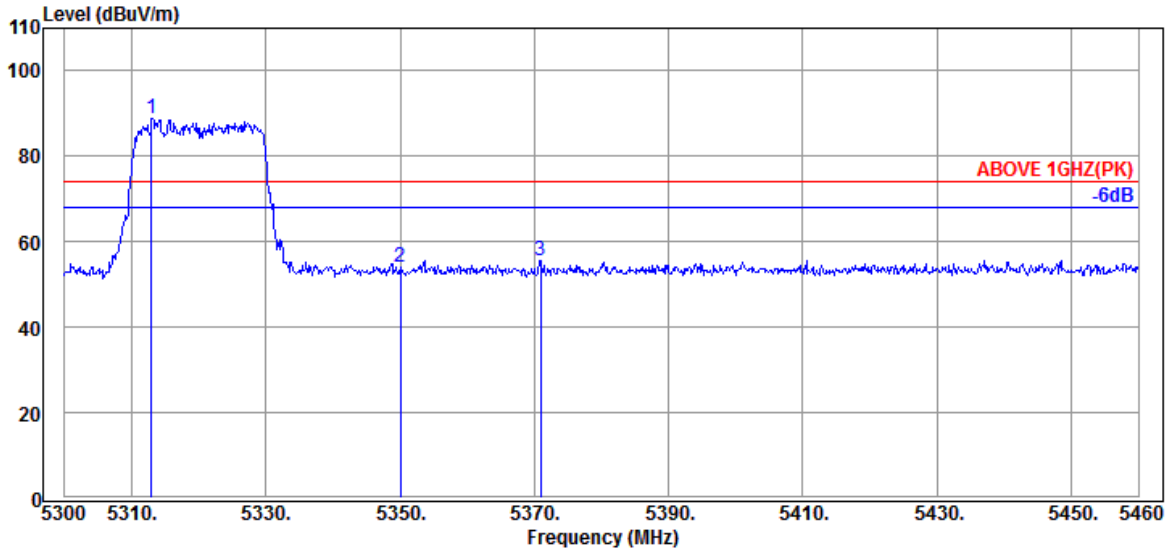

Antenna at Horizontal Polarization

Emission Frequency (MHz)	Antenna Factor (dB/m)	Cable Loss (dB)	Preamp Gain (dB)	Read Level (dBμV)	Emission Level (dBμV/m)	Limits (dBμV/m)	Margin (dB)	Detector
@ 5312.960	34.53	8.53	39.19	85.01	88.88	---	---	Peak
5350.080	34.60	8.56	39.19	50.23	54.20	74.00	19.80	Peak
5370.880	34.67	8.57	39.18	51.64	55.70	74.00	18.30	Peak

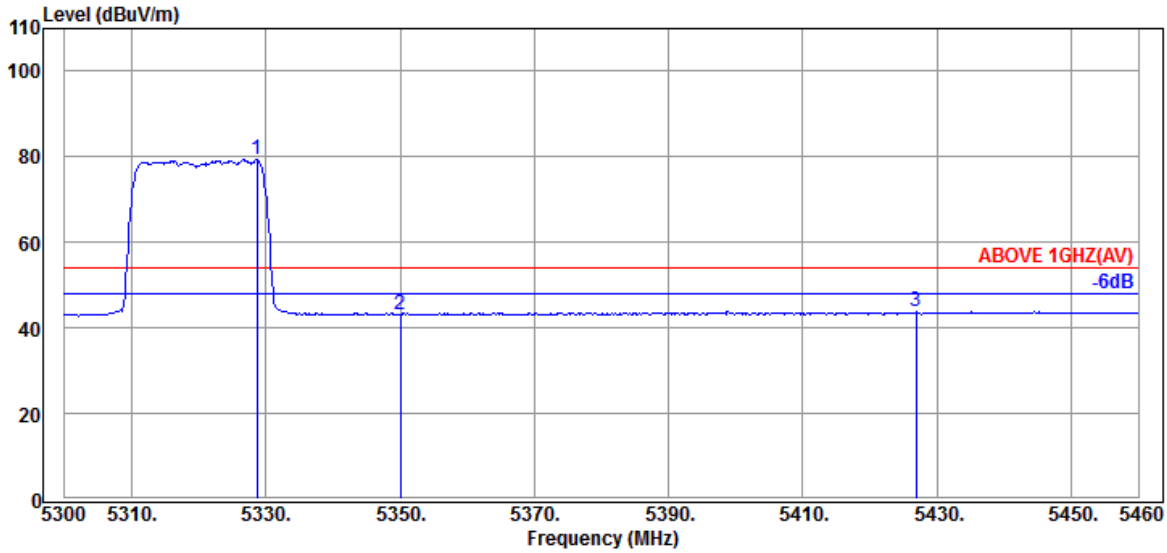

Antenna at Horizontal Polarization

Emission Frequency (MHz)	Antenna Factor (dB/m)	Cable Loss (dB)	Preamp Gain (dB)	Read Level (dBμV)	Emission Level (dBμV/m)	Limits (dBμV/m)	Margin (dB)	Detector
@ 5328.640	34.57	8.54	39.19	75.45	79.37	---	---	Average
5350.080	34.60	8.56	39.19	39.10	43.07	54.00	10.93	Average
5426.880	34.65	8.61	39.18	39.66	43.74	54.00	10.26	Average

Remark: The "@" means fundamental frequency, it is ignored in this section.

This test report may be reproduced in full only. The document may only be updated by Audix Technology Corp. personnel. Any changes will be noted in the Document History section of the report.

Audix Technology Corp.
No. 53-11, Dingfu, Linkou, Dist.,
New Taipei City244, Taiwan

Tel: +886 2 26099301
Fax: +886 2 26099303

Mode	802.11ax-HE20	Band	NII-2A
		Frequency	TX 5320MHz

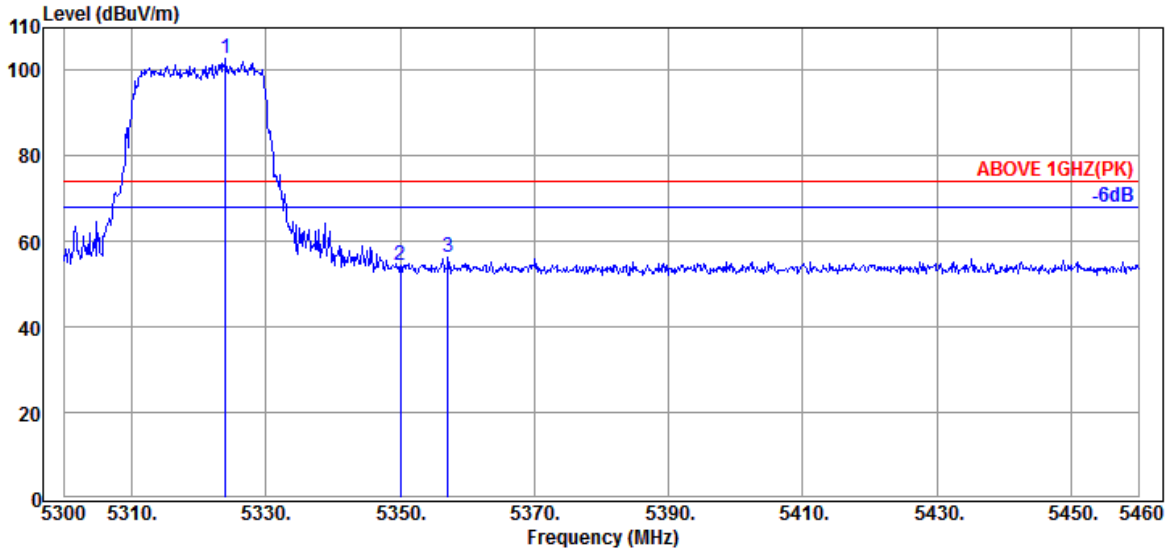

Antenna at Vertical Polarization

Emission Frequency (MHz)	Antenna Factor (dB/m)	Cable Loss (dB)	Preamp Gain (dB)	Read Level (dBμV)	Emission Level (dBμV/m)	Limits (dBμV/m)	Margin (dB)	Detector
@ 5324.000	34.57	8.53	39.19	98.86	102.77	---	---	Peak
5350.080	34.60	8.56	39.19	50.54	54.51	74.00	19.49	Peak
5357.120	34.63	8.56	39.19	52.22	56.22	74.00	17.78	Peak

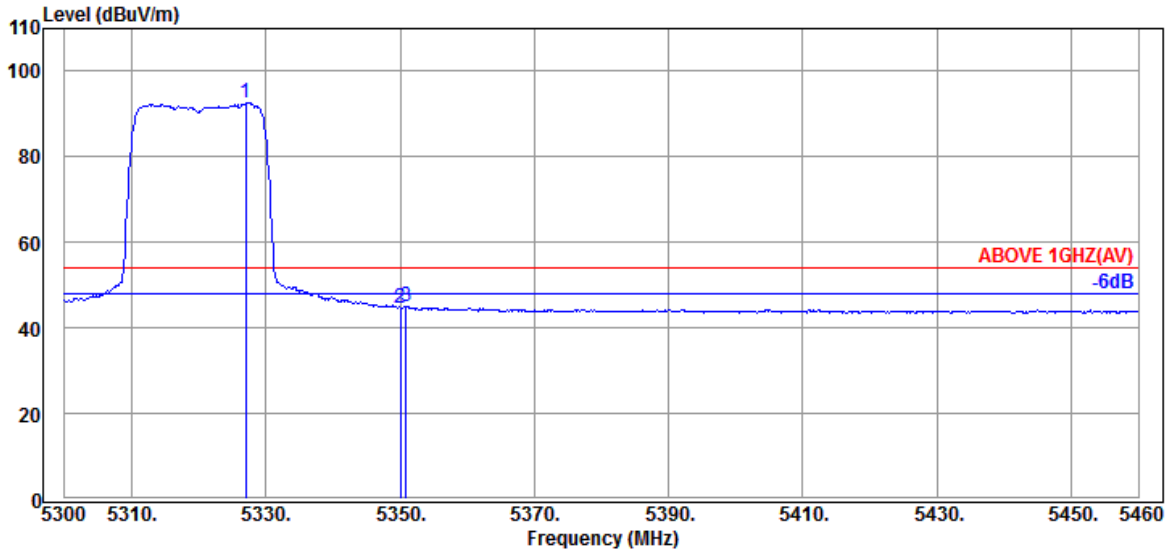

Antenna at Vertical Polarization

Emission Frequency (MHz)	Antenna Factor (dB/m)	Cable Loss (dB)	Preamp Gain (dB)	Read Level (dBμV)	Emission Level (dBμV/m)	Limits (dBμV/m)	Margin (dB)	Detector
@ 5327.040	34.57	8.54	39.19	88.62	92.54	---	---	Average
5350.080	34.60	8.56	39.19	40.75	44.72	54.00	9.28	Average
5350.880	34.60	8.56	39.19	41.04	45.01	54.00	8.99	Average

Remark: The "@" means fundamental frequency, it is ignored in this section.

This test report may be reproduced in full only. The document may only be updated by Audix Technology Corp. personnel. Any changes will be noted in the Document History section of the report.

Audix Technology Corp.
No. 53-11, Dingfu, Linkou, Dist.,
New Taipei City244, Taiwan
Tel: +886 2 26099301
Fax: +886 2 26099303

Mode	802.11ax-HE20	Band	NII-2C
		Frequency	TX 5500MHz

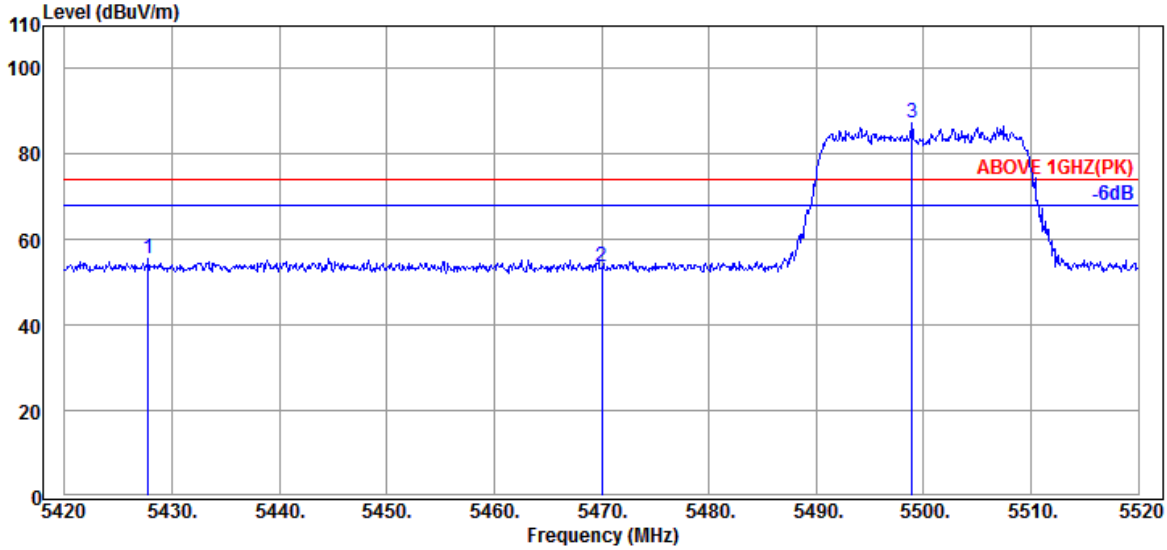

Antenna at Horizontal Polarization

Emission Frequency (MHz)	Antenna Factor (dB/m)	Cable Loss (dB)	Preamp Gain (dB)	Read Level (dBμV)	Emission Level (dBμV/m)	Limits (dBμV/m)	Margin (dB)	Detector
5427.800	34.65	8.61	39.18	51.47	55.55	74.00	18.45	Peak
5470.000	34.57	8.65	39.17	49.64	53.69	74.00	20.31	Peak
@ 5498.900	34.50	8.68	39.17	83.17	87.18	---	---	Peak

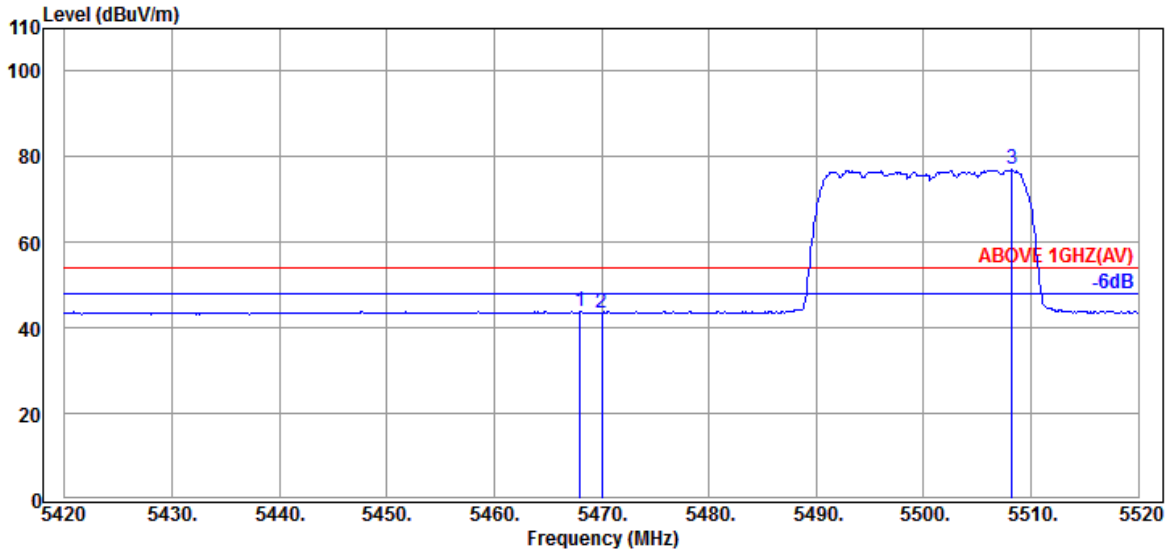

Antenna at Horizontal Polarization

Emission Frequency (MHz)	Antenna Factor (dB/m)	Cable Loss (dB)	Preamp Gain (dB)	Read Level (dBμV)	Emission Level (dBμV/m)	Limits (dBμV/m)	Margin (dB)	Detector
5468.000	34.57	8.65	39.17	39.70	43.75	54.00	10.25	Average
5470.000	34.57	8.65	39.17	39.49	43.54	54.00	10.46	Average
@ 5508.200	34.50	8.68	39.17	72.94	76.95	---	---	Average

Remark: The "@" means fundamental frequency, it is ignored in this section.

This test report may be reproduced in full only. The document may only be updated by Audix Technology Corp. personnel. Any changes will be noted in the Document History section of the report.

Audix Technology Corp.
No. 53-11, Dingfu, Linkou, Dist.,
New Taipei City244, Taiwan

Tel: +886 2 26099301
Fax: +886 2 26099303

Mode	802.11ax-HE20	Band	NII-2C
		Frequency	TX 5500MHz

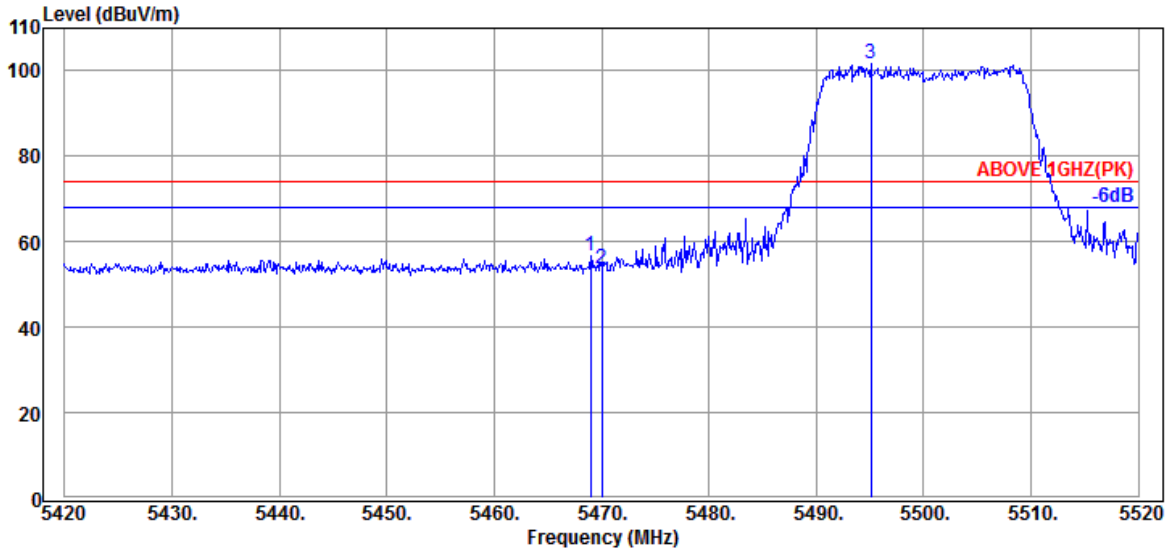

Antenna at Vertical Polarization

Emission Frequency (MHz)	Antenna Factor (dB/m)	Cable Loss (dB)	Preamp Gain (dB)	Read Level (dBµV)	Emission Level (dBµV/m)	Limits (dBµV/m)	Margin (dB)	Detector
5469.000	34.57	8.65	39.17	52.60	56.65	74.00	17.35	Peak
5470.000	34.57	8.65	39.17	49.46	53.51	74.00	20.49	Peak
@ 5495.100	34.53	8.67	39.17	97.59	101.62	---	---	Peak

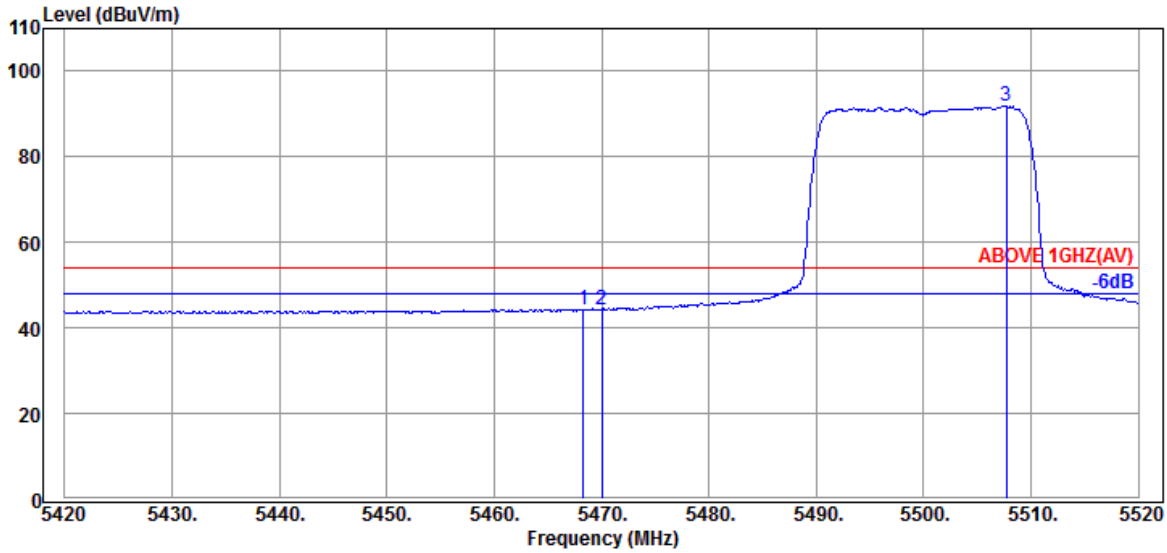

Antenna at Vertical Polarization

Emission Frequency (MHz)	Antenna Factor (dB/m)	Cable Loss (dB)	Preamp Gain (dB)	Read Level (dBµV)	Emission Level (dBµV/m)	Limits (dBµV/m)	Margin (dB)	Detector
5468.300	34.57	8.65	39.17	40.33	44.38	54.00	9.62	Average
5470.000	34.57	8.65	39.17	40.19	44.24	54.00	9.76	Average
@ 5507.700	34.50	8.68	39.17	87.81	91.82	---	---	Average

Remark: The "@" means fundamental frequency, it is ignored in this section.

This test report may be reproduced in full only. The document may only be updated by Audix Technology Corp. personnel. Any changes will be noted in the Document History section of the report.

Audix Technology Corp.
No. 53-11, Dingfu, Linkou, Dist.,
New Taipei City244, Taiwan

Tel: +886 2 26099301
Fax: +886 2 26099303

Mode	802.11ax-HE20	Band	NII-2C
		Frequency	TX 5700MHz

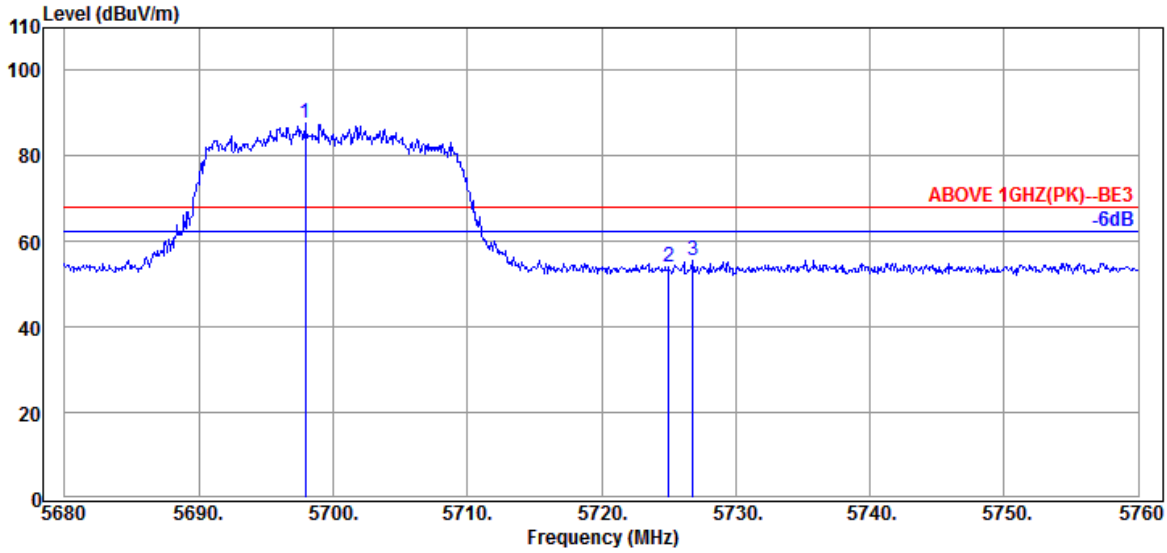

Antenna at Horizontal Polarization

Emission Frequency (MHz)	Antenna Factor (dB/m)	Cable Loss (dB)	Preamp Gain (dB)	Read Level (dBμV)	Emission Level (dBμV/m)	Limits (dBμV/m)	Margin (dB)	Detector
@ 5697.920	34.50	8.84	39.22	83.49	87.61	---	---	Peak
5725.040	34.50	8.86	39.23	49.74	53.87	68.20	14.33	Peak
5726.800	34.50	8.86	39.23	51.55	55.68	68.20	12.52	Peak

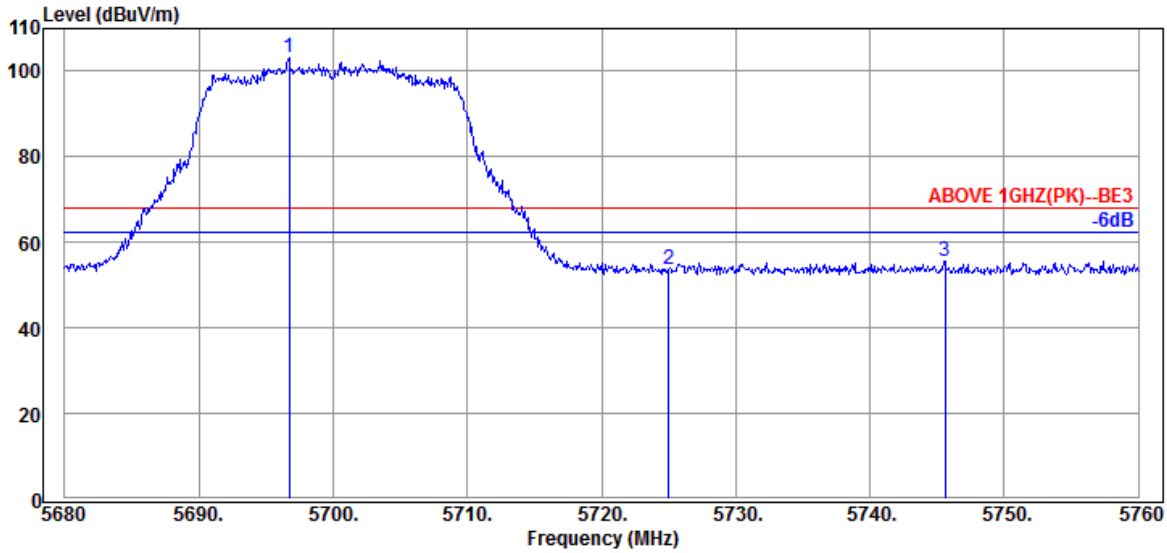

Antenna at Vertical Polarization

Emission Frequency (MHz)	Antenna Factor (dB/m)	Cable Loss (dB)	Preamp Gain (dB)	Read Level (dBμV)	Emission Level (dBμV/m)	Limits (dBμV/m)	Margin (dB)	Detector
@ 5696.720	34.50	8.84	39.22	99.01	103.13	---	---	Peak
5725.040	34.50	8.86	39.23	49.63	53.76	68.20	14.44	Peak
5745.600	34.50	8.88	39.24	51.58	55.72	68.20	12.48	Peak

Remark: The "@" means fundamental frequency, it is ignored in this section.

This test report may be reproduced in full only. The document may only be updated by Audix Technology Corp. personnel. Any changes will be noted in the Document History section of the report.

Audix Technology Corp.
No. 53-11, Dingfu, Linkou, Dist.,
New Taipei City244, Taiwan
Tel: +886 2 26099301
Fax: +886 2 26099303

Mode	802.11ax-HE20	Band	NII-2C
		Frequency	TX 5720MHz

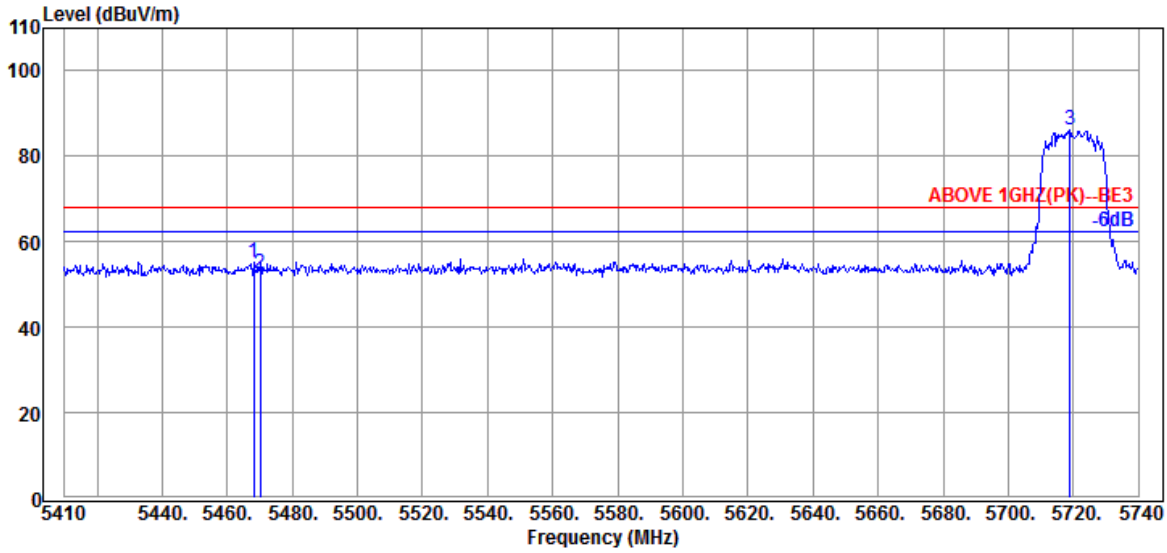

Antenna at Horizontal Polarization

Emission Frequency (MHz)	Antenna Factor (dB/m)	Cable Loss (dB)	Preamp Gain (dB)	Read Level (dBμV)	Emission Level (dBμV/m)	Limits (dBμV/m)	Margin (dB)	Detector
5468.080	34.57	8.65	39.17	51.16	55.21	68.20	12.99	Peak
5470.060	34.57	8.65	39.17	48.43	52.48	68.20	15.72	Peak
@ 5718.880	34.50	8.86	39.23	82.01	86.14	---	---	Peak

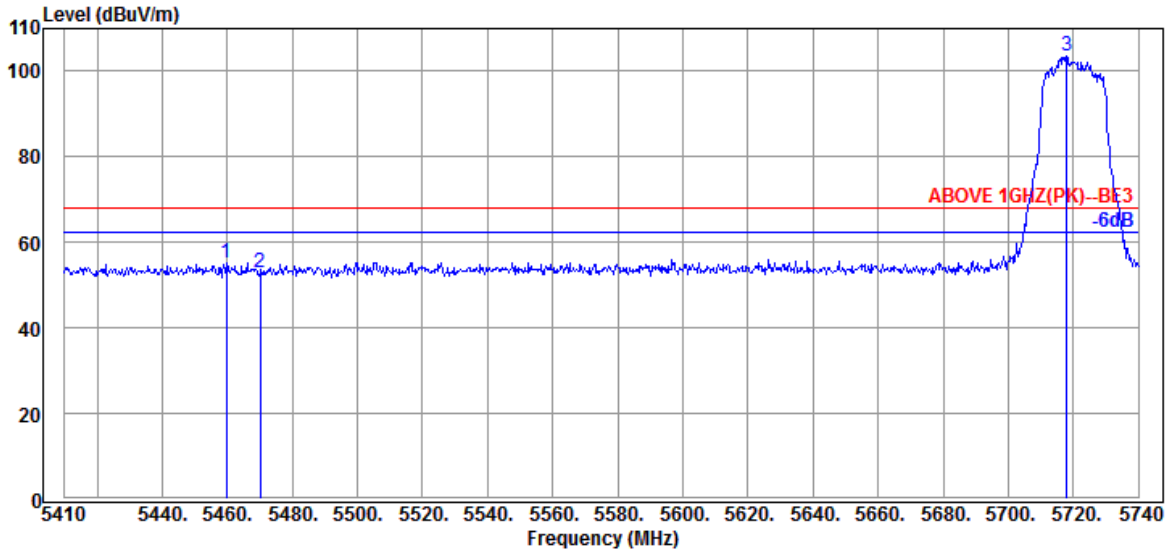

Antenna at Vertical Polarization

Emission Frequency (MHz)	Antenna Factor (dB/m)	Cable Loss (dB)	Preamp Gain (dB)	Read Level (dBμV)	Emission Level (dBμV/m)	Limits (dBμV/m)	Margin (dB)	Detector
5459.830	34.60	8.64	39.17	51.25	55.32	68.20	12.88	Peak
5470.060	34.57	8.65	39.17	48.80	52.85	68.20	15.35	Peak
@ 5717.890	34.50	8.86	39.23	99.26	103.39	---	---	Peak

Remark: The "@" means fundamental frequency, it is ignored in this section.

This test report may be reproduced in full only. The document may only be updated by Audix Technology Corp. personnel. Any changes will be noted in the Document History section of the report.

Audix Technology Corp.
No. 53-11, Dingfu, Linkou, Dist.,
New Taipei City244, Taiwan
Tel: +886 2 26099301
Fax: +886 2 26099303

Mode	802.11ax-HE20	Band	NII-2C
		Frequency	TX 5720MHz

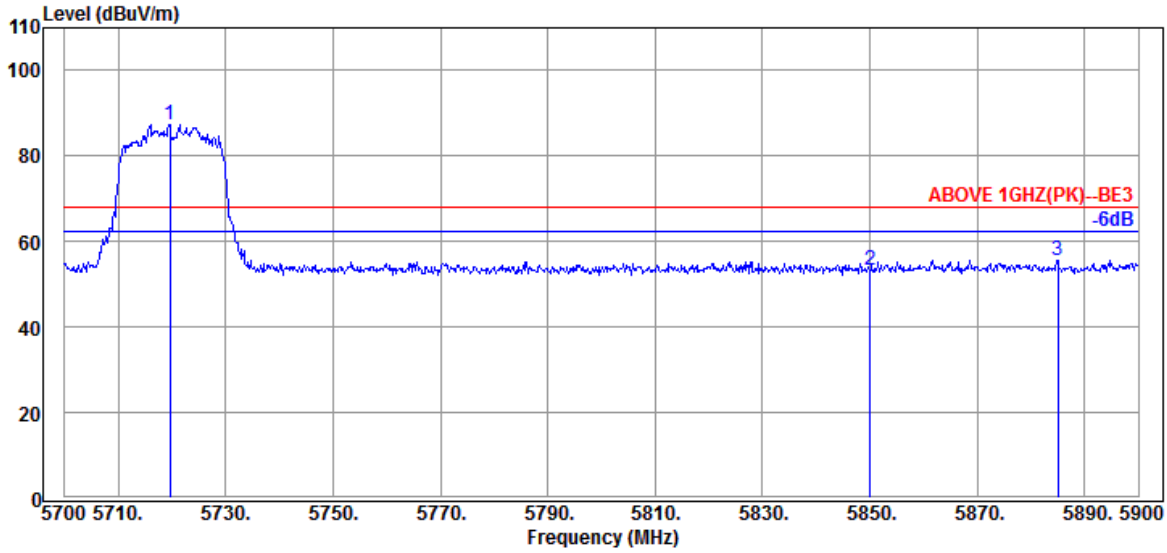

Antenna at Horizontal Polarization

Emission Frequency (MHz)	Antenna Factor (dB/m)	Cable Loss (dB)	Preamp Gain (dB)	Read Level (dBμV)	Emission Level (dBμV/m)	Limits (dBμV/m)	Margin (dB)	Detector
@ 5719.600	34.50	8.86	39.23	83.36	87.49	---	---	Peak
5850.000	34.40	8.96	39.26	49.20	53.30	68.20	14.90	Peak
5885.000	34.47	8.99	39.27	51.48	55.67	68.20	12.53	Peak

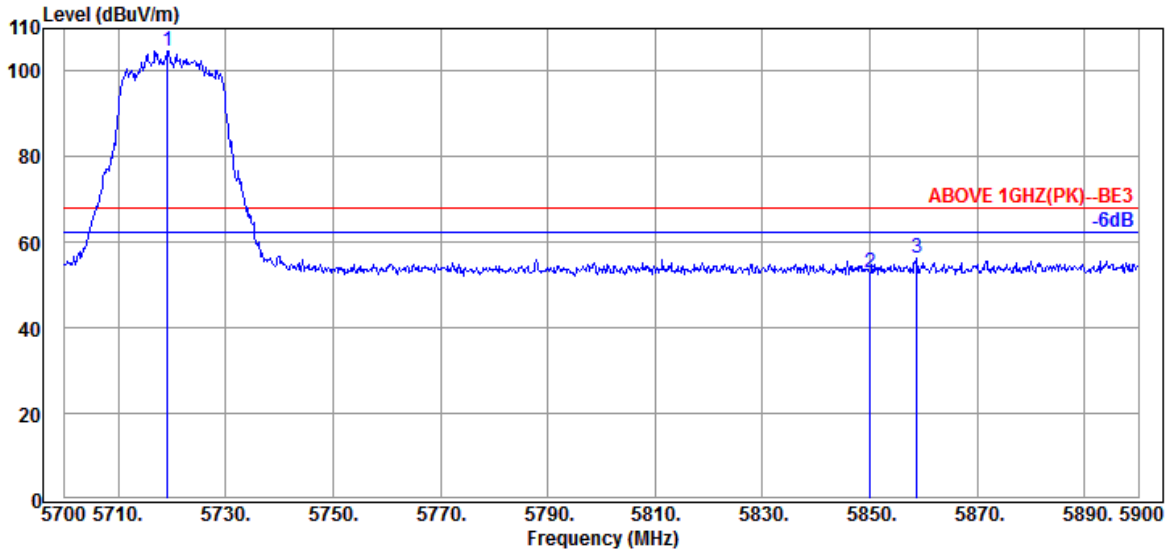

Antenna at Vertical Polarization

Emission Frequency (MHz)	Antenna Factor (dB/m)	Cable Loss (dB)	Preamp Gain (dB)	Read Level (dBμV)	Emission Level (dBμV/m)	Limits (dBμV/m)	Margin (dB)	Detector
@ 5719.200	34.50	8.86	39.23	100.49	104.62	---	---	Peak
5850.000	34.40	8.96	39.26	48.95	53.05	68.20	15.15	Peak
5858.800	34.43	8.98	39.26	52.02	56.17	68.20	12.03	Peak

Remark: The "@" means fundamental frequency, it is ignored in this section.

This test report may be reproduced in full only. The document may only be updated by Audix Technology Corp. personnel. Any changes will be noted in the Document History section of the report.

Audix Technology Corp.
No. 53-11, Dingfu, Linkou, Dist.,
New Taipei City244, Taiwan

Tel: +886 2 26099301
Fax: +886 2 26099303

Mode	802.11ac-HE20	Band	NII-III
		Frequency	TX 5745MHz

Antenna at Horizontal Polarization

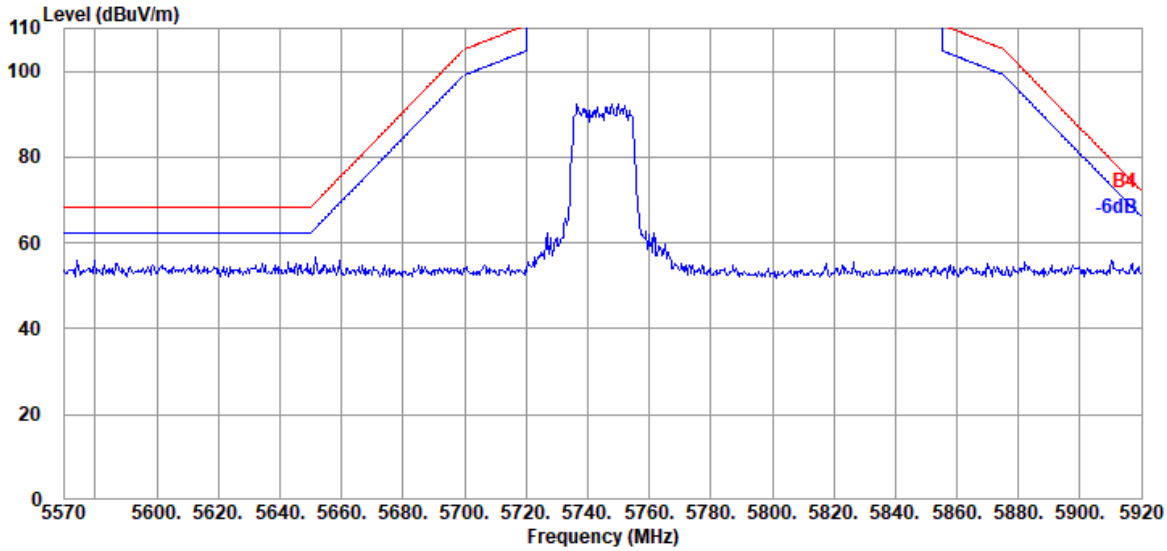

Antenna at Vertical Polarization

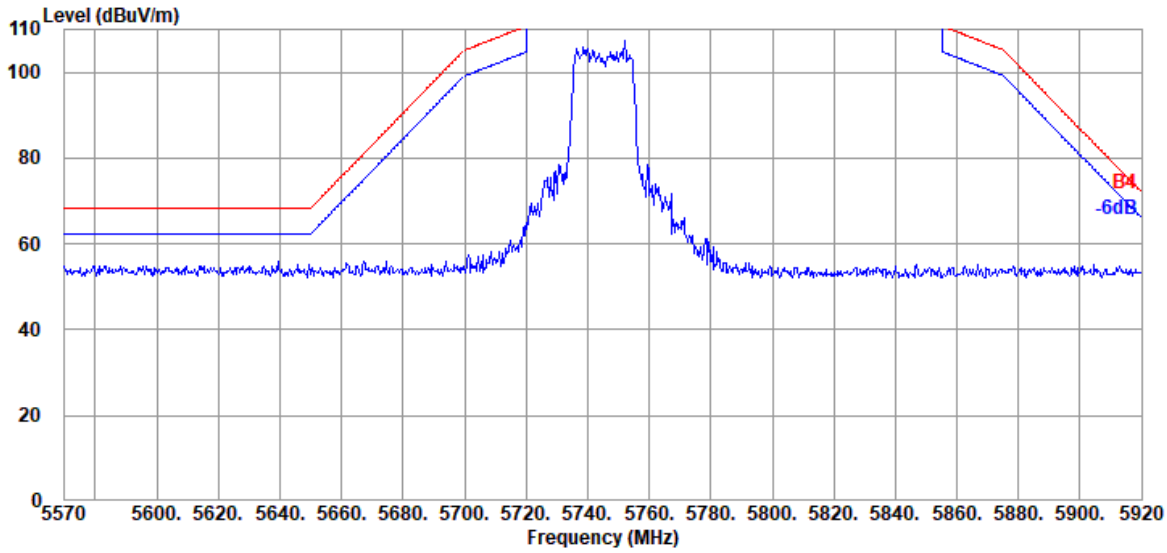

This test report may be reproduced in full only. The document may only be updated by Audix Technology Corp. personnel. Any changes will be noted in the Document History section of the report.

Audix Technology Corp.
No. 53-11, Dingfu, Linkou, Dist.,
New Taipei City244, Taiwan

Tel: +886 2 26099301
Fax: +886 2 26099303

Mode	802.11ac-HE20	Band	NII-III
		Frequency	TX 5825MHz

Antenna at Horizontal Polarization

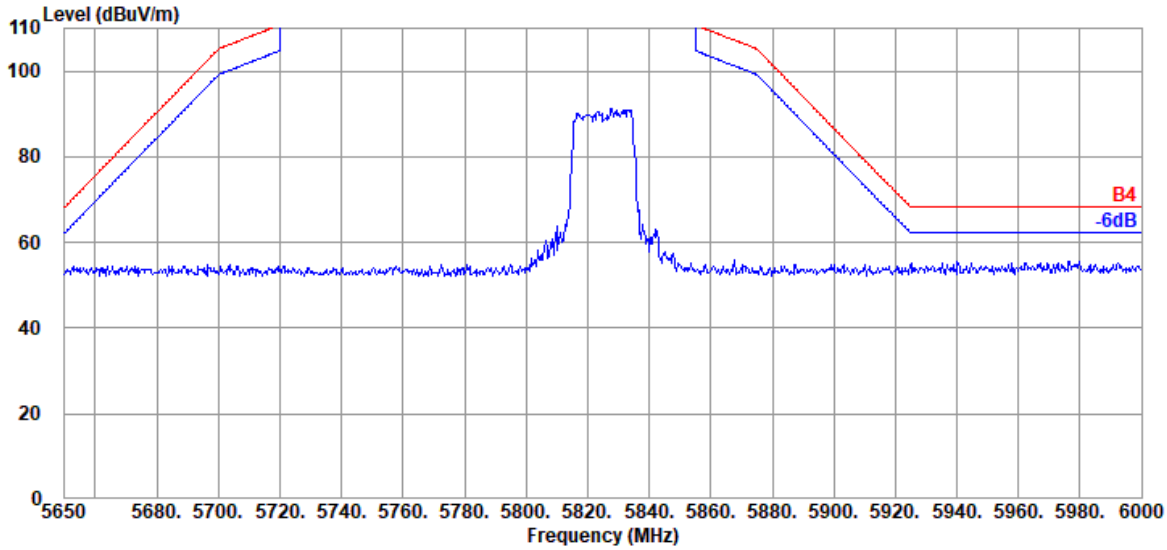

Antenna at Vertical Polarization

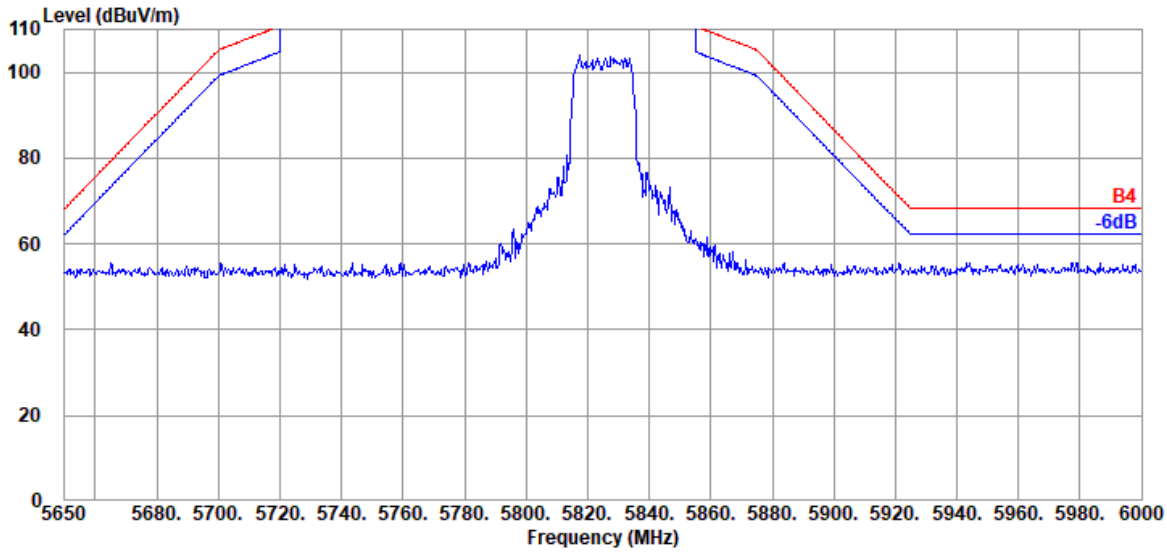

This test report may be reproduced in full only. The document may only be updated by Audix Technology Corp. personnel. Any changes will be noted in the Document History section of the report.

Audix Technology Corp.
No. 53-11, Dingfu, Linkou, Dist.,
New Taipei City244, Taiwan

Tel: +886 2 26099301
Fax: +886 2 26099303

Mode	802.11ax-HE40	Band	NII-I
		Frequency	TX 5190MHz

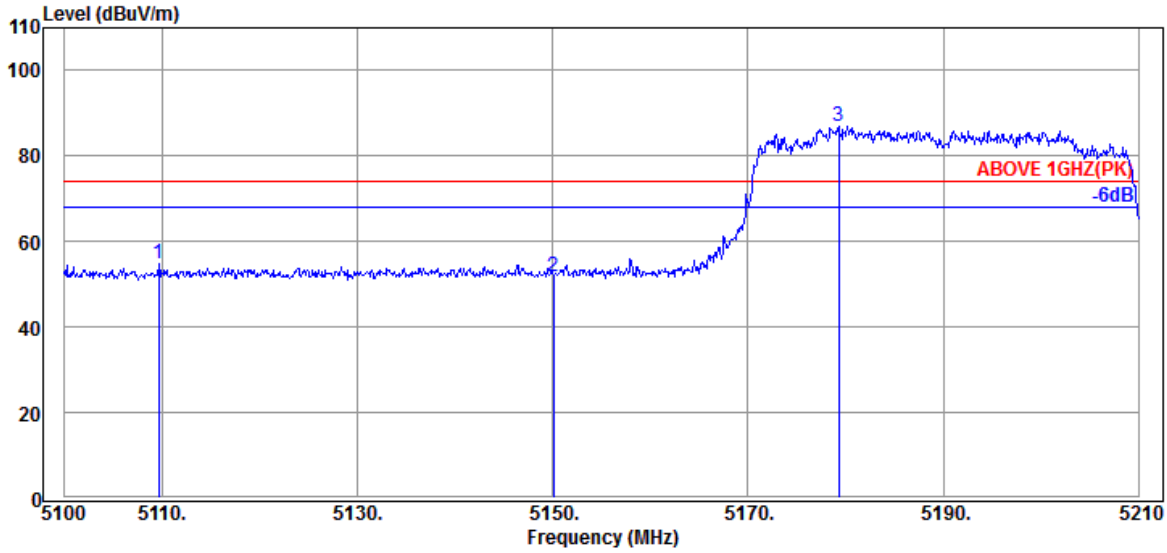

Antenna at Horizontal Polarization

Emission Frequency (MHz)	Antenna Factor (dB/m)	Cable Loss (dB)	Preamp Gain (dB)	Read Level (dBμV)	Emission Level (dBμV/m)	Limits (dBμV/m)	Margin (dB)	Detector
5109.680	33.90	8.36	39.22	51.83	54.87	74.00	19.13	Peak
5150.050	34.10	8.39	39.21	48.56	51.84	74.00	22.16	Peak
@ 5179.310	34.23	8.41	39.21	83.58	87.01	---	---	Peak

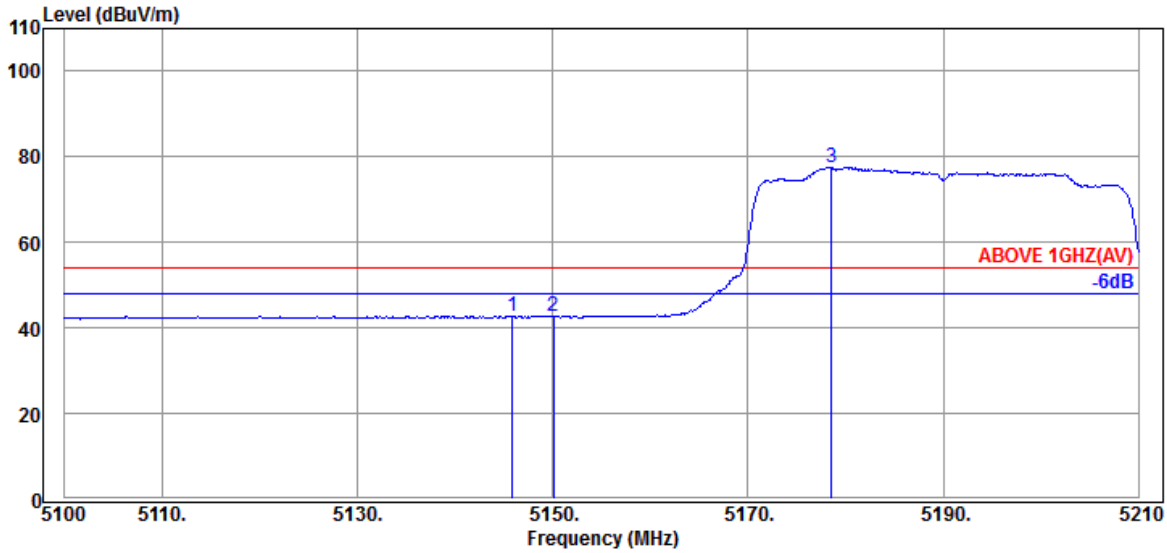

Antenna at Horizontal Polarization

Emission Frequency (MHz)	Antenna Factor (dB/m)	Cable Loss (dB)	Preamp Gain (dB)	Read Level (dBμV)	Emission Level (dBμV/m)	Limits (dBμV/m)	Margin (dB)	Detector
5145.870	34.10	8.39	39.21	39.50	42.78	54.00	11.22	Average
5150.050	34.10	8.39	39.21	39.60	42.88	54.00	11.12	Average
@ 5178.540	34.23	8.41	39.21	74.19	77.62	---	---	Average

Remark: The "@" means fundamental frequency, it is ignored in this section.

This test report may be reproduced in full only. The document may only be updated by Audix Technology Corp. personnel. Any changes will be noted in the Document History section of the report.

Audix Technology Corp.
No. 53-11, Dingfu, Linkou, Dist.,
New Taipei City244, Taiwan
Tel: +886 2 26099301
Fax: +886 2 26099303

Mode	802.11ax-HE40	Band	NII-I
		Frequency	TX 5190MHz

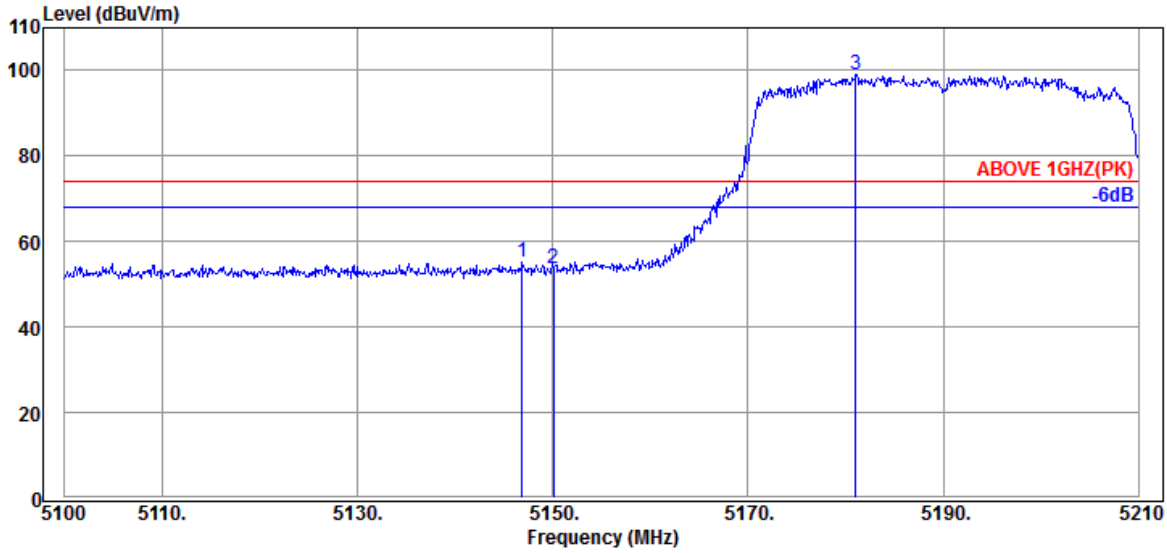

Antenna at Vertical Polarization

Emission Frequency (MHz)	Antenna Factor (dB/m)	Cable Loss (dB)	Preamp Gain (dB)	Read Level (dBμV)	Emission Level (dBμV/m)	Limits (dBμV/m)	Margin (dB)	Detector
5146.860	34.10	8.39	39.21	51.83	55.11	74.00	18.89	Peak
5150.050	34.10	8.39	39.21	50.54	53.82	74.00	20.18	Peak
@ 5181.070	34.23	8.41	39.21	95.47	98.90	---	---	Peak

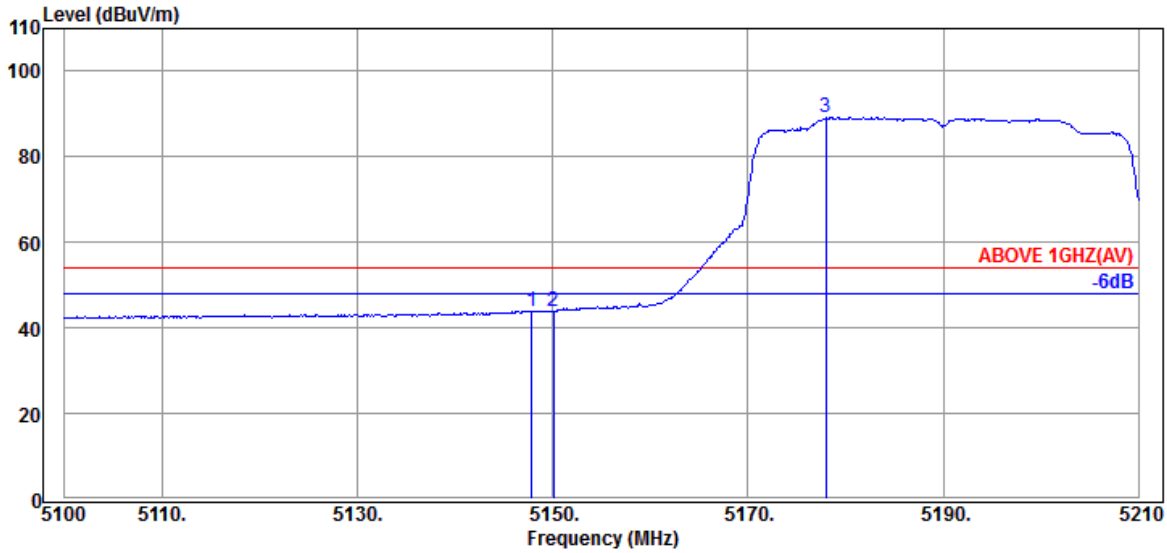

Antenna at Vertical Polarization

Emission Frequency (MHz)	Antenna Factor (dB/m)	Cable Loss (dB)	Preamp Gain (dB)	Read Level (dBμV)	Emission Level (dBμV/m)	Limits (dBμV/m)	Margin (dB)	Detector
5147.850	34.10	8.39	39.21	40.73	44.01	54.00	9.99	Average
5150.050	34.10	8.39	39.21	40.70	43.98	54.00	10.02	Average
@ 5177.990	34.23	8.41	39.21	85.70	89.13	---	---	Average

Remark: The "@" means fundamental frequency, it is ignored in this section.

This test report may be reproduced in full only. The document may only be updated by Audix Technology Corp. personnel. Any changes will be noted in the Document History section of the report.

Audix Technology Corp.
No. 53-11, Dingfu, Linkou, Dist.,
New Taipei City244, Taiwan
Tel: +886 2 26099301
Fax: +886 2 26099303

Mode	802.11ax-HE40	Band	NII-2A
		Frequency	TX 5310MHz

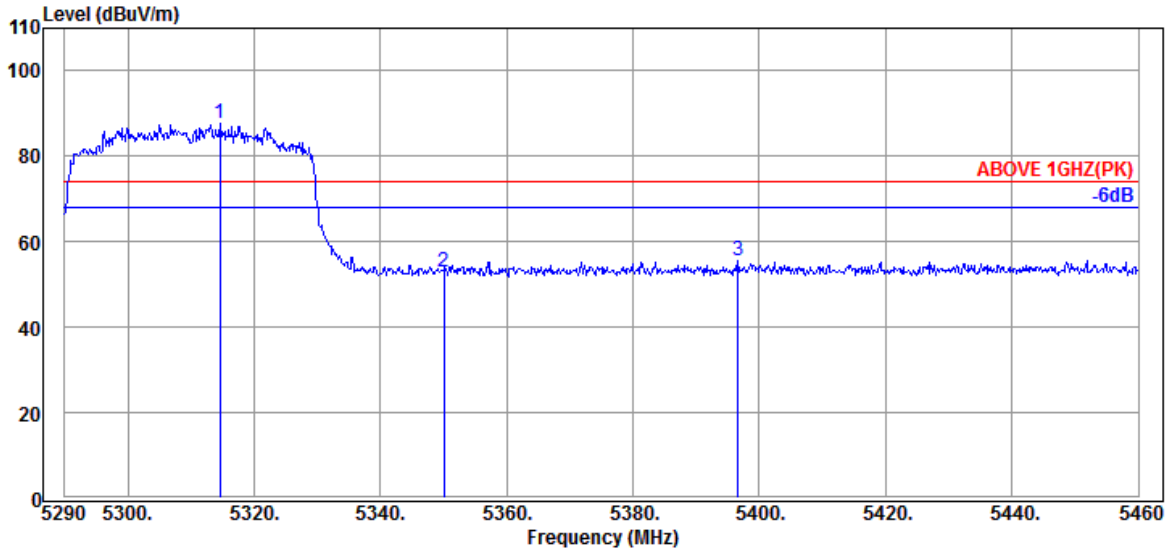

Antenna at Horizontal Polarization

Emission Frequency (MHz)	Antenna Factor (dB/m)	Cable Loss (dB)	Preamp Gain (dB)	Read Level (dBμV)	Emission Level (dBμV/m)	Limits (dBμV/m)	Margin (dB)	Detector
@ 5314.650	34.53	8.53	39.19	83.86	87.73	---	---	Peak
5350.010	34.60	8.56	39.19	49.04	53.01	74.00	20.99	Peak
5396.590	34.70	8.60	39.18	51.38	55.50	74.00	18.50	Peak

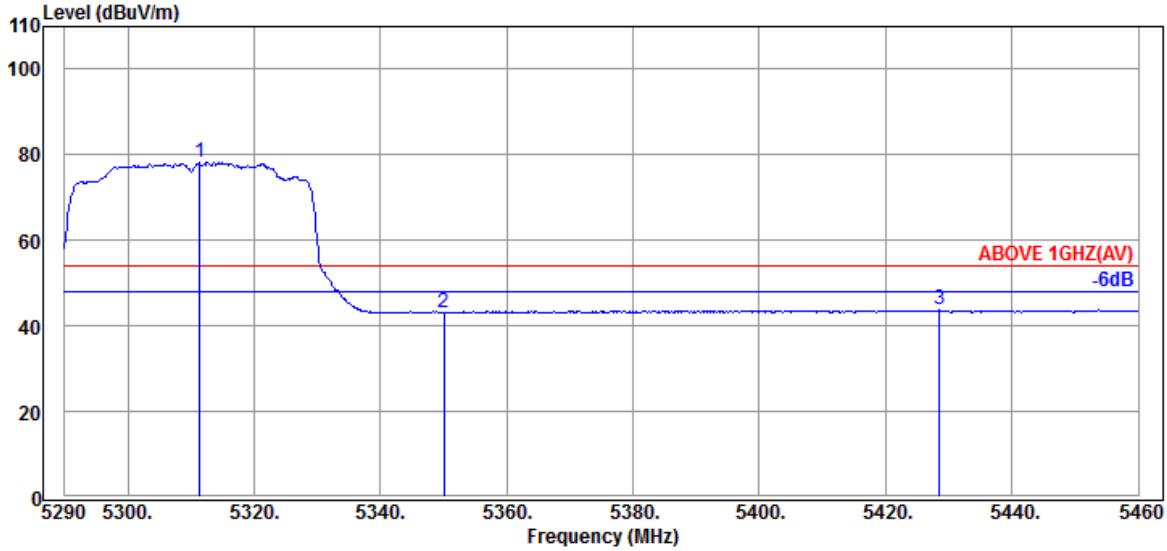

Antenna at Horizontal Polarization

Emission Frequency (MHz)	Antenna Factor (dB/m)	Cable Loss (dB)	Preamp Gain (dB)	Read Level (dBμV)	Emission Level (dBμV/m)	Limits (dBμV/m)	Margin (dB)	Detector
@ 5311.420	34.53	8.53	39.19	74.27	78.14	---	---	Average
5350.010	34.60	8.56	39.19	39.15	43.12	54.00	10.88	Average
5428.550	34.65	8.63	39.18	39.61	43.71	54.00	10.29	Average

Remark: The "@" means fundamental frequency, it is ignored in this section.

This test report may be reproduced in full only. The document may only be updated by Audix Technology Corp. personnel. Any changes will be noted in the Document History section of the report.

Audix Technology Corp.
No. 53-11, Dingfu, Linkou, Dist.,
New Taipei City244, Taiwan
Tel: +886 2 26099301
Fax: +886 2 26099303

Mode	802.11ax-HE40	Band	NII-2A
		Frequency	TX 5310MHz

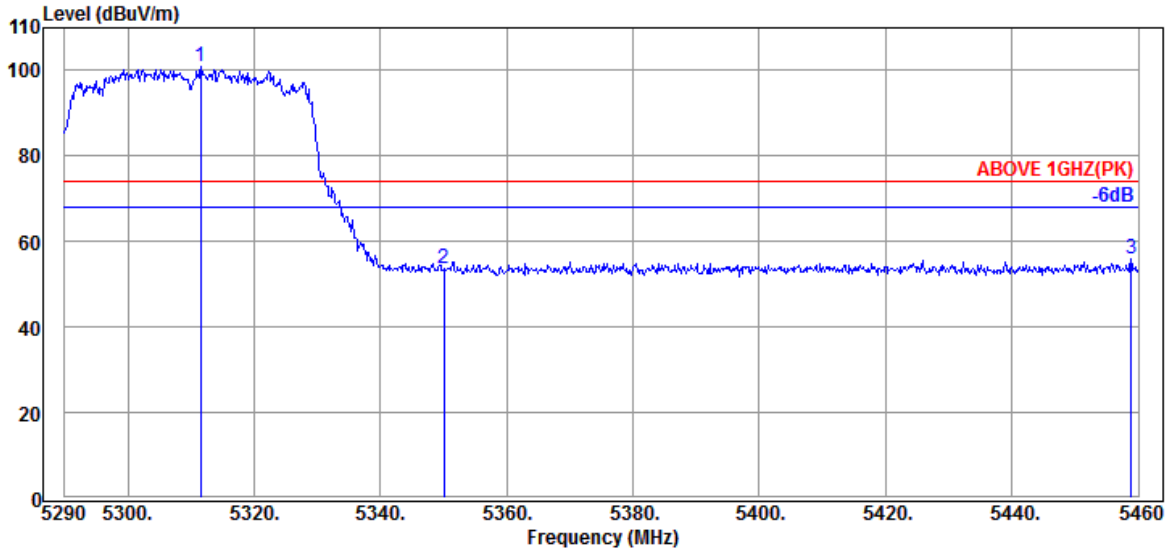

Antenna at Vertical Polarization

Emission Frequency (MHz)	Antenna Factor (dB/m)	Cable Loss (dB)	Preamp Gain (dB)	Read Level (dBμV)	Emission Level (dBμV/m)	Limits (dBμV/m)	Margin (dB)	Detector
@ 5311.590	34.53	8.53	39.19	97.19	101.06	---	---	Peak
5350.010	34.60	8.56	39.19	49.81	53.78	74.00	20.22	Peak
5458.810	34.60	8.64	39.17	51.88	55.95	74.00	18.05	Peak

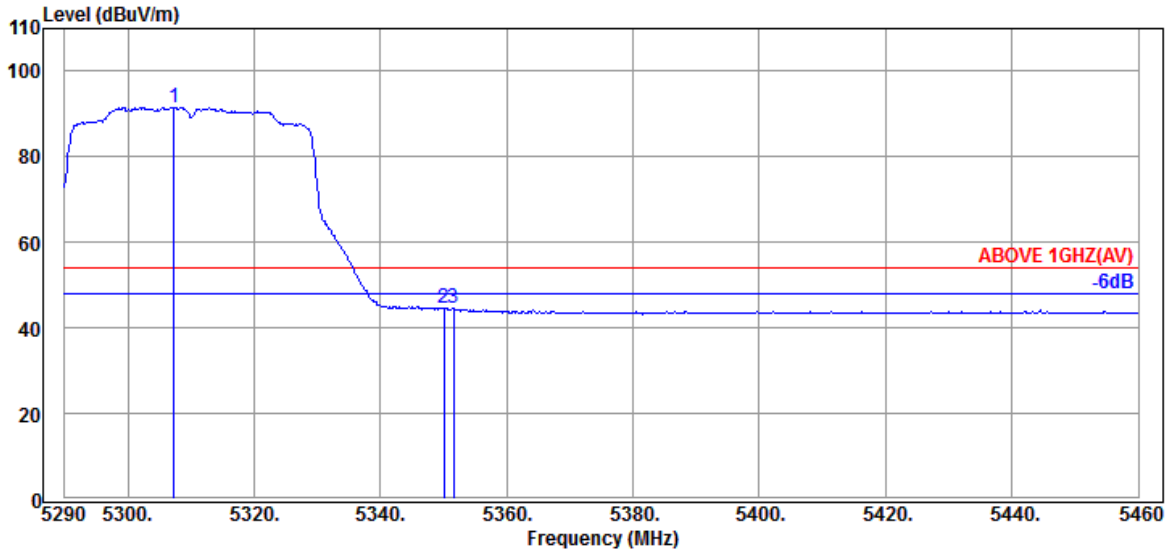

Antenna at Vertical Polarization

Emission Frequency (MHz)	Antenna Factor (dB/m)	Cable Loss (dB)	Preamp Gain (dB)	Read Level (dBμV)	Emission Level (dBμV/m)	Limits (dBμV/m)	Margin (dB)	Detector
@ 5307.340	34.50	8.51	39.19	87.74	91.56	---	---	Average
5350.010	34.60	8.56	39.19	40.68	44.65	54.00	9.35	Average
5351.540	34.60	8.56	39.19	40.66	44.63	54.00	9.37	Average

Remark: The "@" means fundamental frequency, it is ignored in this section.

This test report may be reproduced in full only. The document may only be updated by Audix Technology Corp. personnel. Any changes will be noted in the Document History section of the report.

Audix Technology Corp.
No. 53-11, Dingfu, Linkou, Dist.,
New Taipei City244, Taiwan
Tel: +886 2 26099301
Fax: +886 2 26099303

Mode	802.11ax-HE40	Band	NII-2C
		Frequency	TX 5510MHz

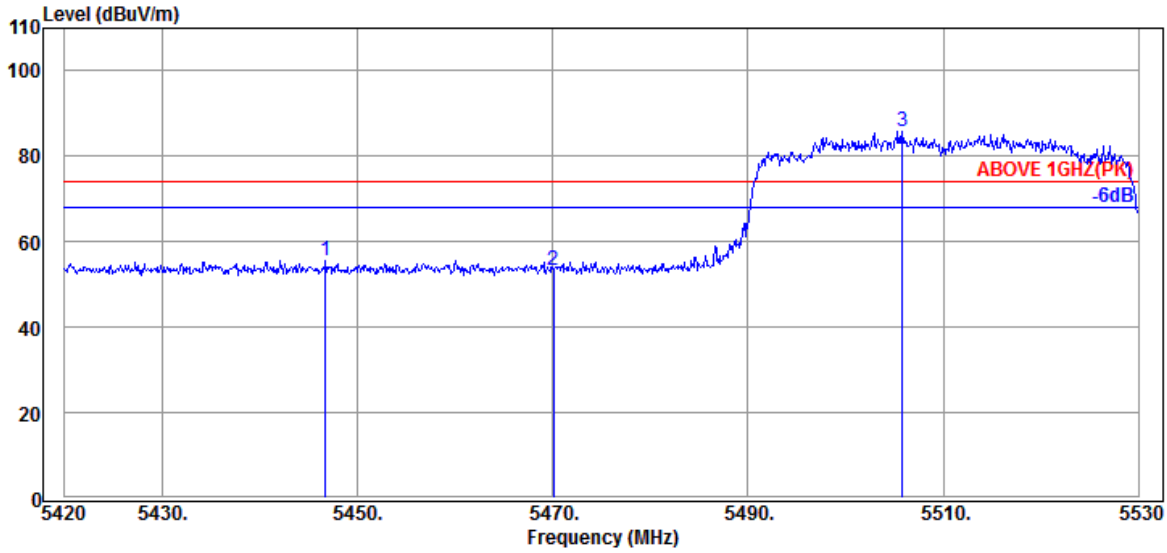

Antenna at Horizontal Polarization

Emission Frequency (MHz)	Antenna Factor (dB/m)	Cable Loss (dB)	Preamp Gain (dB)	Read Level (dBµV)	Emission Level (dBµV/m)	Limits (dBµV/m)	Margin (dB)	Detector
5446.730	34.62	8.64	39.18	51.49	55.57	74.00	18.43	Peak
5470.050	34.57	8.65	39.17	49.30	53.35	74.00	20.65	Peak
@ 5505.800	34.50	8.68	39.17	81.91	85.92	---	---	Peak

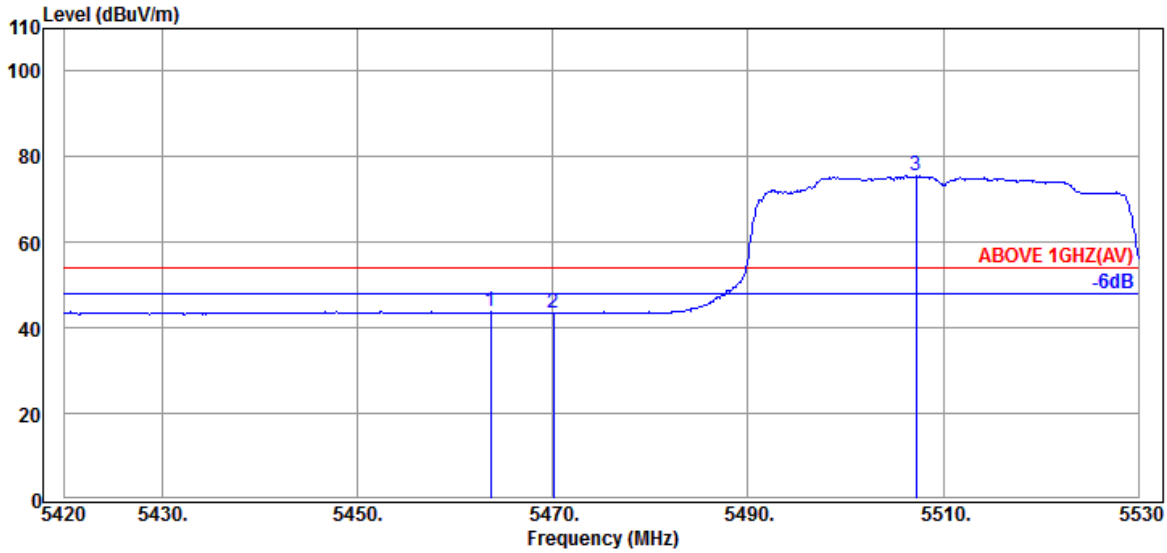

Antenna at Horizontal Polarization

Emission Frequency (MHz)	Antenna Factor (dB/m)	Cable Loss (dB)	Preamp Gain (dB)	Read Level (dBµV)	Emission Level (dBµV/m)	Limits (dBµV/m)	Margin (dB)	Detector
5463.670	34.57	8.65	39.17	39.87	43.92	54.00	10.08	Average
5470.050	34.57	8.65	39.17	39.40	43.45	54.00	10.55	Average
@ 5507.230	34.50	8.68	39.17	71.53	75.54	---	---	Average

Remark: The "@" means fundamental frequency, it is ignored in this section.

This test report may be reproduced in full only. The document may only be updated by Audix Technology Corp. personnel. Any changes will be noted in the Document History section of the report.

Audix Technology Corp.
No. 53-11, Dingfu, Linkou, Dist.,
New Taipei City244, Taiwan
Tel: +886 2 26099301
Fax: +886 2 26099303

Mode	802.11ax-HE40	Band	NII-2C
		Frequency	TX 5510MHz

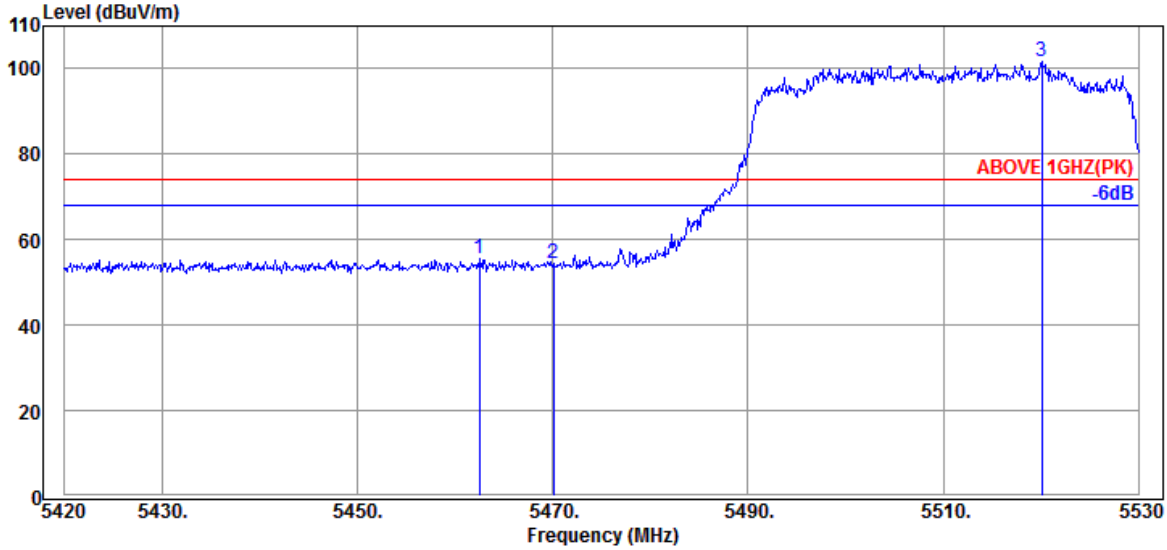

Antenna at Vertical Polarization

Emission Frequency (MHz)	Antenna Factor (dB/m)	Cable Loss (dB)	Preamp Gain (dB)	Read Level (dBμV)	Emission Level (dBμV/m)	Limits (dBμV/m)	Margin (dB)	Detector
5462.460	34.60	8.64	39.17	51.38	55.45	74.00	18.55	Peak
5470.050	34.57	8.65	39.17	50.29	54.34	74.00	19.66	Peak
@ 5520.100	34.53	8.70	39.17	97.51	101.57	---	---	Peak

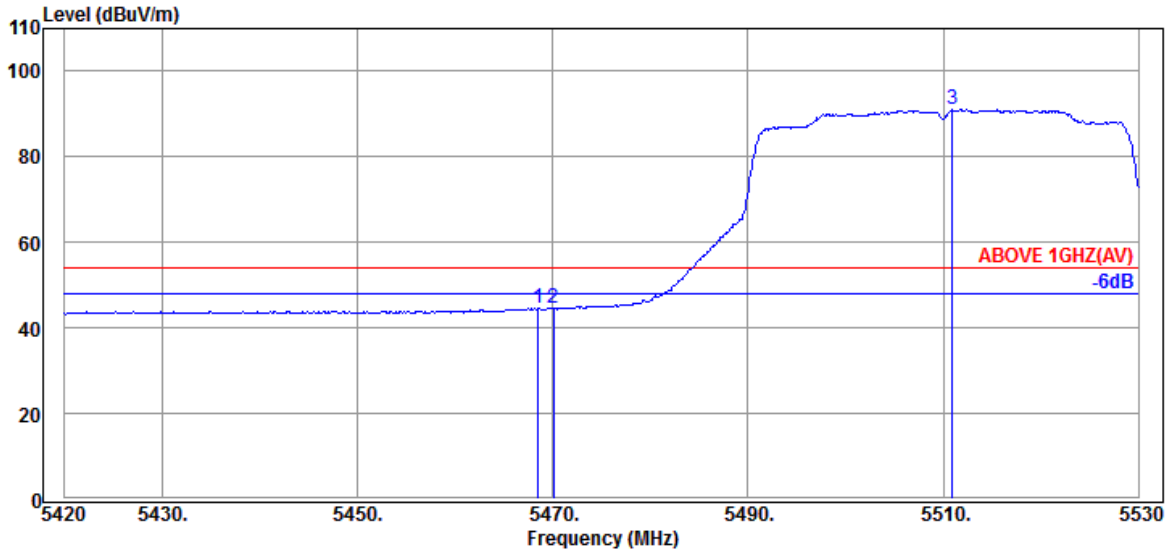

Antenna at Vertical Polarization

Emission Frequency (MHz)	Antenna Factor (dB/m)	Cable Loss (dB)	Preamp Gain (dB)	Read Level (dBμV)	Emission Level (dBμV/m)	Limits (dBμV/m)	Margin (dB)	Detector
5468.510	34.57	8.65	39.17	40.50	44.55	54.00	9.45	Average
5470.050	34.57	8.65	39.17	40.56	44.61	54.00	9.39	Average
@ 5510.970	34.50	8.68	39.17	86.99	91.00	---	---	Average

Remark: The "@" means fundamental frequency, it is ignored in this section.

This test report may be reproduced in full only. The document may only be updated by Audix Technology Corp. personnel. Any changes will be noted in the Document History section of the report.

Audix Technology Corp.
No. 53-11, Dingfu, Linkou, Dist.,
New Taipei City244, Taiwan
Tel: +886 2 26099301
Fax: +886 2 26099303

Mode	802.11ax-HE40	Band	NII-2C
		Frequency	TX 5670MHz

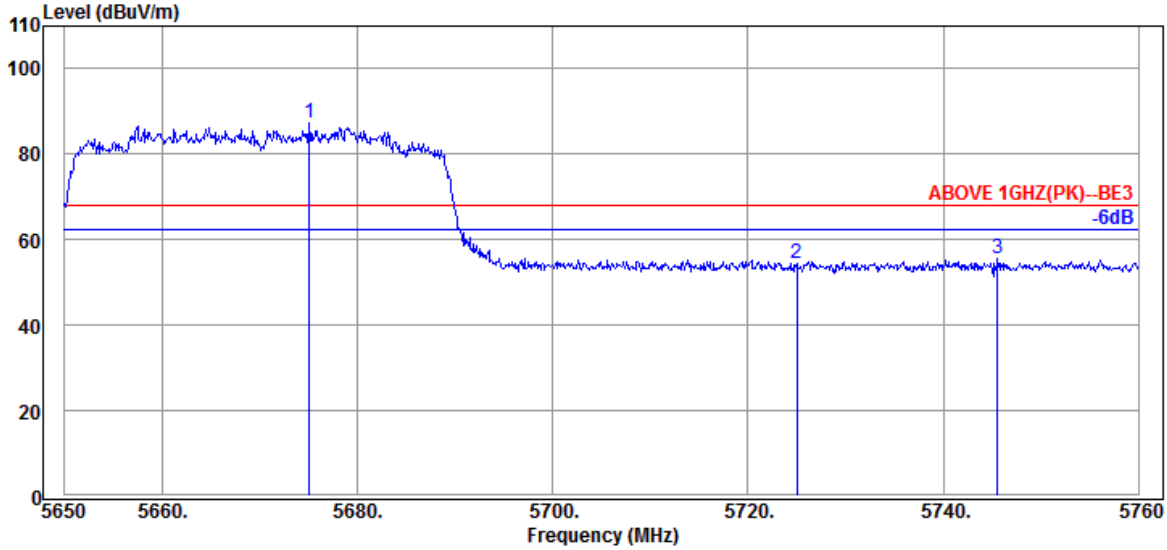

Antenna at Horizontal Polarization

Emission Frequency (MHz)	Antenna Factor (dB/m)	Cable Loss (dB)	Preamp Gain (dB)	Read Level (dBμV)	Emission Level (dBμV/m)	Limits (dBμV/m)	Margin (dB)	Detector
@ 5675.080	34.53	8.82	39.22	83.25	87.38	---	---	Peak
5725.020	34.50	8.86	39.23	50.27	54.40	68.20	13.80	Peak
5745.590	34.50	8.88	39.24	51.31	55.45	68.20	12.75	Peak

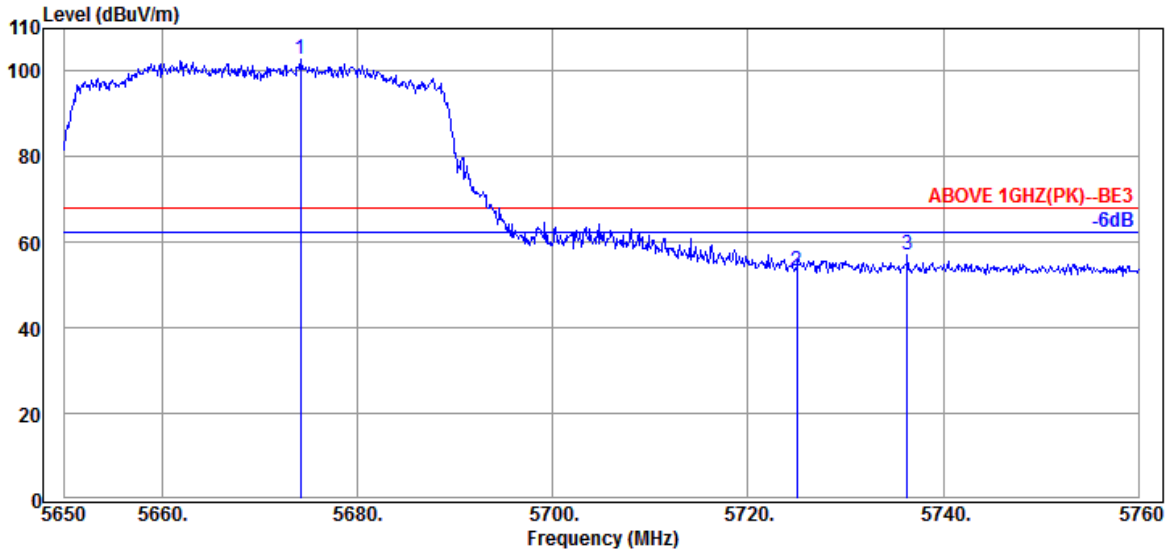

Antenna at Vertical Polarization

Emission Frequency (MHz)	Antenna Factor (dB/m)	Cable Loss (dB)	Preamp Gain (dB)	Read Level (dBμV)	Emission Level (dBμV/m)	Limits (dBμV/m)	Margin (dB)	Detector
@ 5674.200	34.53	8.82	39.22	98.67	102.80	---	---	Peak
5725.020	34.50	8.86	39.23	49.34	53.47	68.20	14.73	Peak
5736.350	34.50	8.88	39.23	52.91	57.06	68.20	11.14	Peak

Remark: The "@" means fundamental frequency, it is ignored in this section.

This test report may be reproduced in full only. The document may only be updated by Audix Technology Corp. personnel. Any changes will be noted in the Document History section of the report.

Audix Technology Corp.
No. 53-11, Dingfu, Linkou, Dist.,
New Taipei City244, Taiwan
Tel: +886 2 26099301
Fax: +886 2 26099303

Mode	802.11ax-HE40	Band	NII-2C
		Frequency	TX 5710MHz

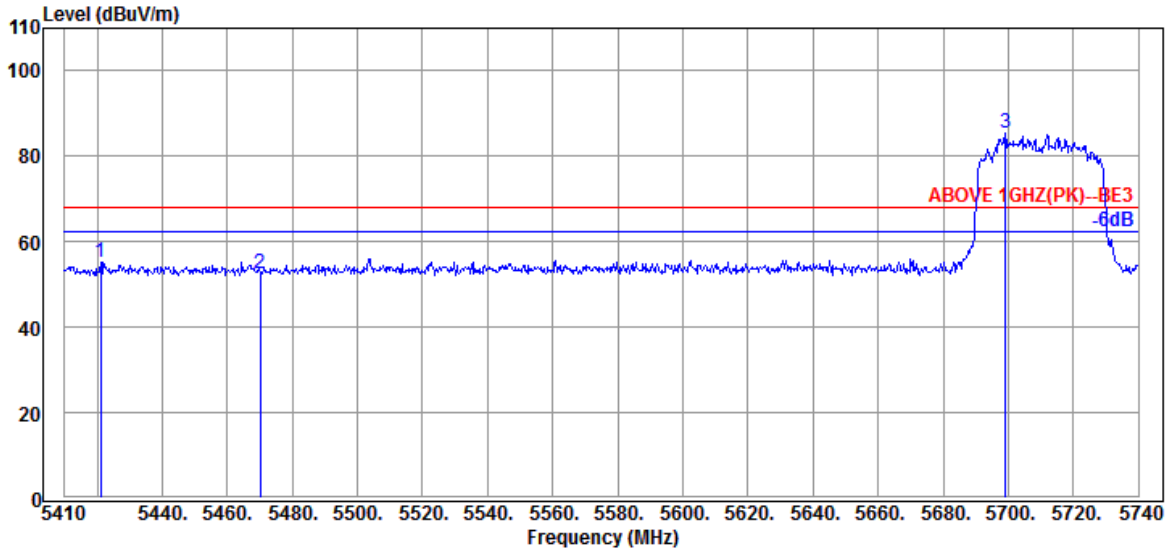

Antenna at Horizontal Polarization

Emission Frequency (MHz)	Antenna Factor (dB/m)	Cable Loss (dB)	Preamp Gain (dB)	Read Level (dBµV)	Emission Level (dBµV/m)	Limits (dBµV/m)	Margin (dB)	Detector
5421.220	34.65	8.61	39.18	51.10	55.18	68.20	13.02	Peak
5470.060	34.57	8.65	39.17	48.35	52.40	68.20	15.80	Peak
@ 5699.080	34.50	8.84	39.22	81.32	85.44	---	---	Peak

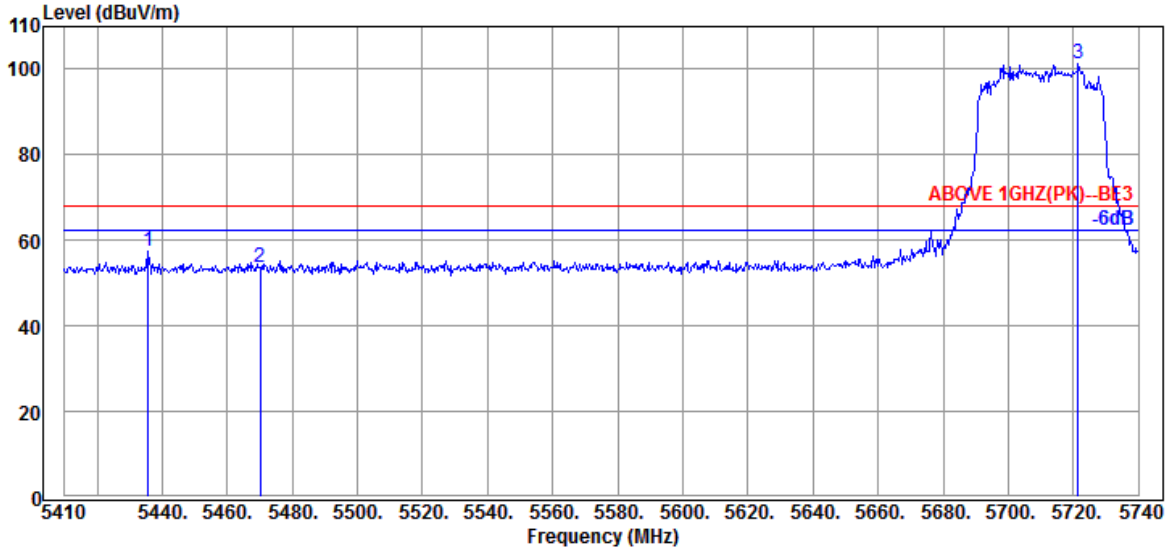

Antenna at Vertical Polarization

Emission Frequency (MHz)	Antenna Factor (dB/m)	Cable Loss (dB)	Preamp Gain (dB)	Read Level (dBµV)	Emission Level (dBµV/m)	Limits (dBµV/m)	Margin (dB)	Detector
5435.740	34.62	8.63	39.18	53.48	57.55	68.20	10.65	Peak
5470.060	34.57	8.65	39.17	49.53	53.58	68.20	14.62	Peak
@ 5721.520	34.50	8.86	39.23	97.05	101.18	---	---	Peak

Remark: The "@" means fundamental frequency, it is ignored in this section.

This test report may be reproduced in full only. The document may only be updated by Audix Technology Corp. personnel. Any changes will be noted in the Document History section of the report.

Audix Technology Corp.
No. 53-11, Dingfu, Linkou, Dist.,
New Taipei City244, Taiwan

Tel: +886 2 26099301
Fax: +886 2 26099303

Mode	802.11ax-HE40	Band	NII-2C
		Frequency	TX 5710MHz

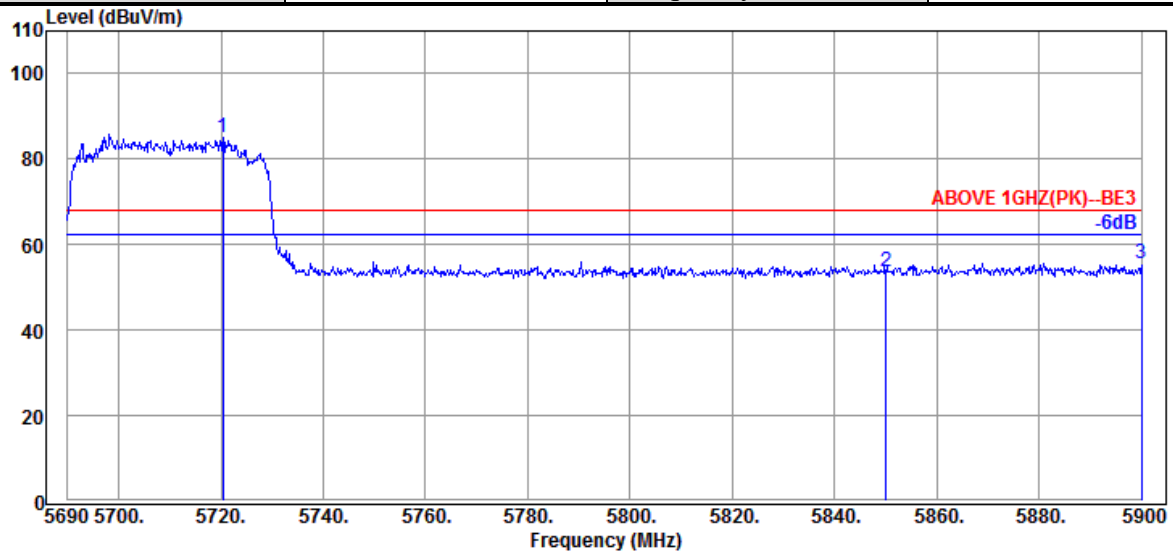

Antenna at Horizontal Polarization

Emission Frequency (MHz)	Antenna Factor (dB/m)	Cable Loss (dB)	Preamp Gain (dB)	Read Level (dBμV)	Emission Level (dBμV/m)	Limits (dBμV/m)	Margin (dB)	Detector
@ 5720.450	34.50	8.86	39.23	80.99	85.12	---	---	Peak
5850.020	34.40	8.96	39.26	49.51	53.61	68.20	14.59	Peak
5900.000	34.50	9.01	39.28	51.40	55.63	68.20	12.57	Peak

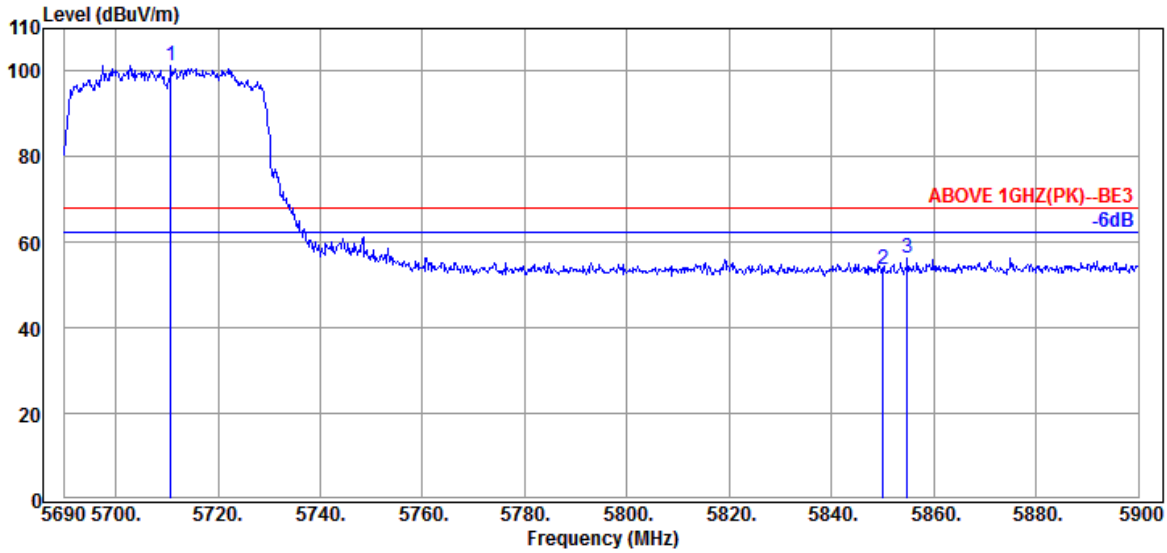

Antenna at Vertical Polarization

Emission Frequency (MHz)	Antenna Factor (dB/m)	Cable Loss (dB)	Preamp Gain (dB)	Read Level (dBμV)	Emission Level (dBμV/m)	Limits (dBμV/m)	Margin (dB)	Detector
@ 5710.790	34.50	8.85	39.23	97.33	101.45	---	---	Peak
5850.020	34.40	8.96	39.26	49.61	53.71	68.20	14.49	Peak
5854.850	34.40	8.98	39.26	52.20	56.32	68.20	11.88	Peak

Remark: The "@" means fundamental frequency, it is ignored in this section.

This test report may be reproduced in full only. The document may only be updated by Audix Technology Corp. personnel. Any changes will be noted in the Document History section of the report.

Audix Technology Corp.
No. 53-11, Dingfu, Linkou, Dist.,
New Taipei City244, Taiwan

Tel: +886 2 26099301
Fax: +886 2 26099303

Mode	802.11ax-HE40	Band	NII-III
		Frequency	TX 5755MHz

Antenna at Horizontal Polarization

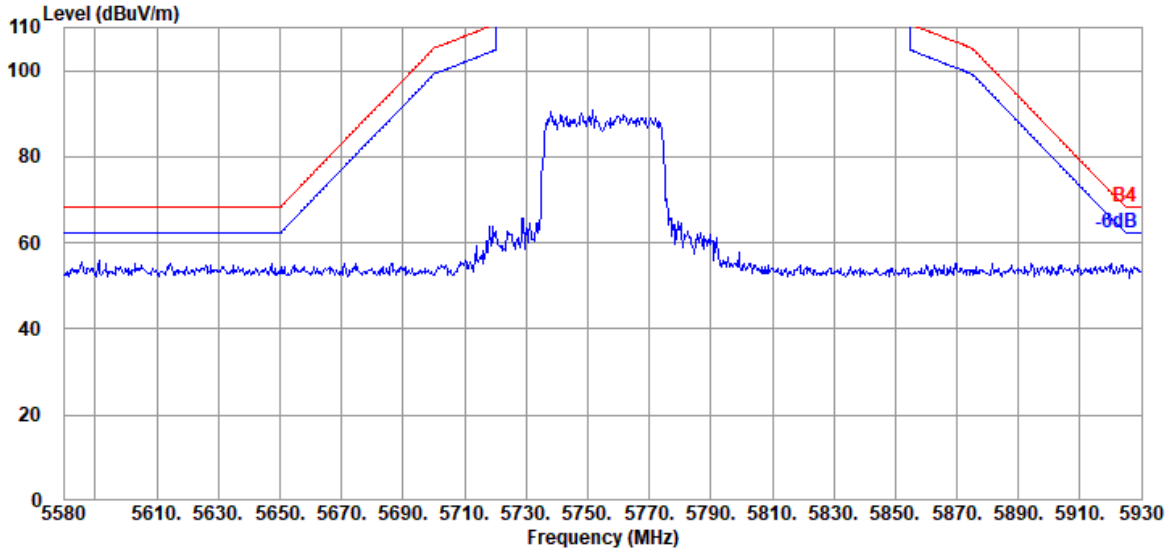

Antenna at Vertical Polarization

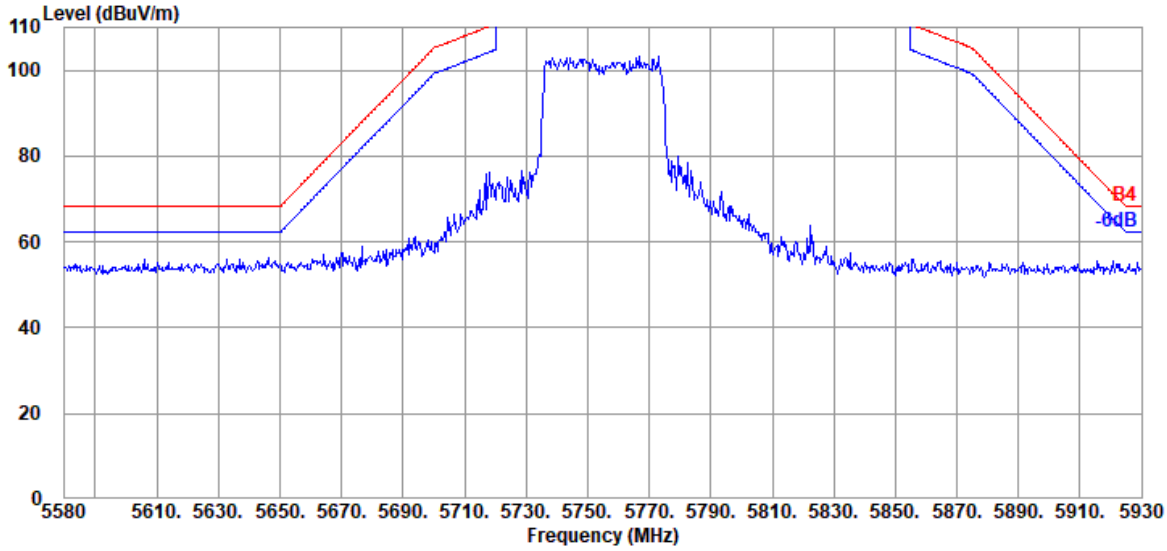

This test report may be reproduced in full only. The document may only be updated by Audix Technology Corp. personnel. Any changes will be noted in the Document History section of the report.

Audix Technology Corp.
No. 53-11, Dingfu, Linkou, Dist.,
New Taipei City244, Taiwan

Tel: +886 2 26099301
Fax: +886 2 26099303

Mode	802.11ax-HE40	Band	NII-III
		Frequency	TX 5795MHz

Antenna at Horizontal Polarization

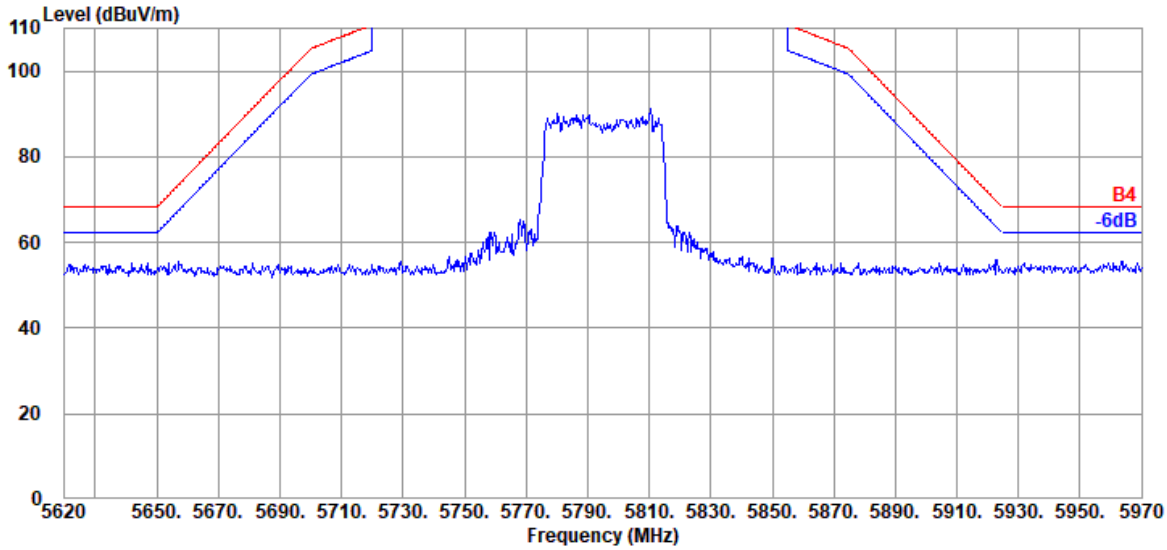

Antenna at Vertical Polarization

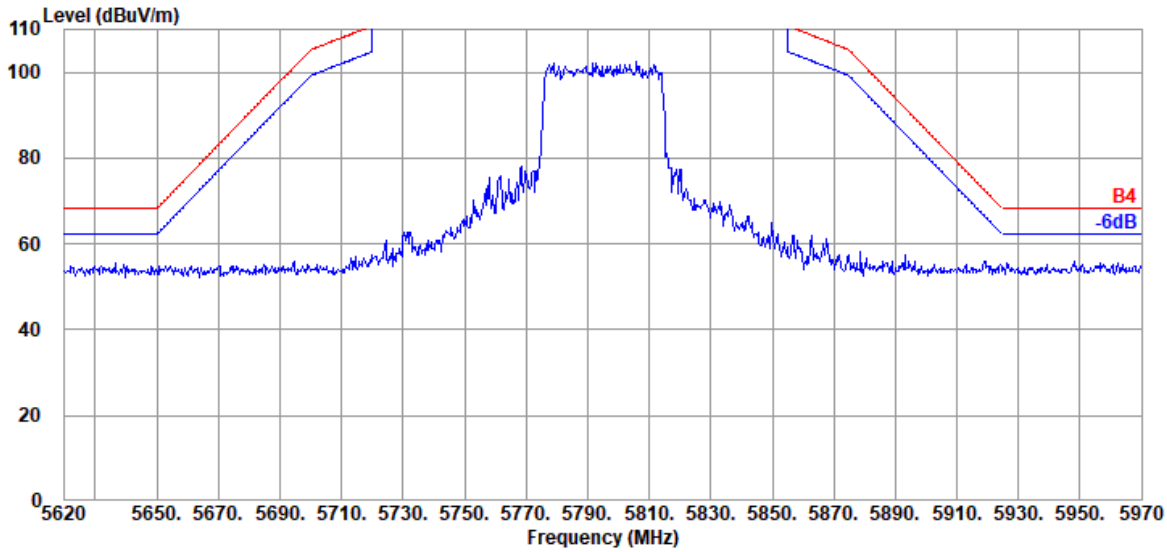

This test report may be reproduced in full only. The document may only be updated by Audix Technology Corp. personnel. Any changes will be noted in the Document History section of the report.

Audix Technology Corp.
No. 53-11, Dingfu, Linkou, Dist.,
New Taipei City244, Taiwan
Tel: +886 2 26099301
Fax: +886 2 26099303

Mode	802.11ax-HE80	Band	NII-I
		Frequency	TX 5210MHz

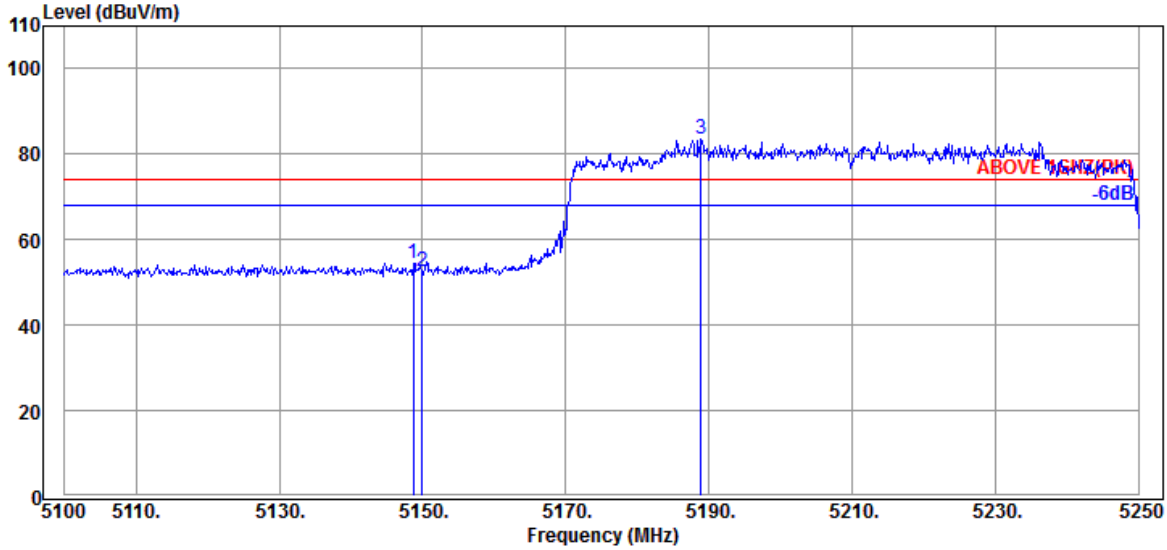

Antenna at Horizontal Polarization

Emission Frequency (MHz)	Antenna Factor (dB/m)	Cable Loss (dB)	Preamp Gain (dB)	Read Level (dBµV)	Emission Level (dBµV/m)	Limits (dBµV/m)	Margin (dB)	Detector
5148.750	34.10	8.39	39.21	51.34	54.62	74.00	19.38	Peak
5149.950	34.10	8.39	39.21	49.42	52.70	74.00	21.30	Peak
@ 5188.950	34.30	8.41	39.21	79.94	83.44	---	---	Peak

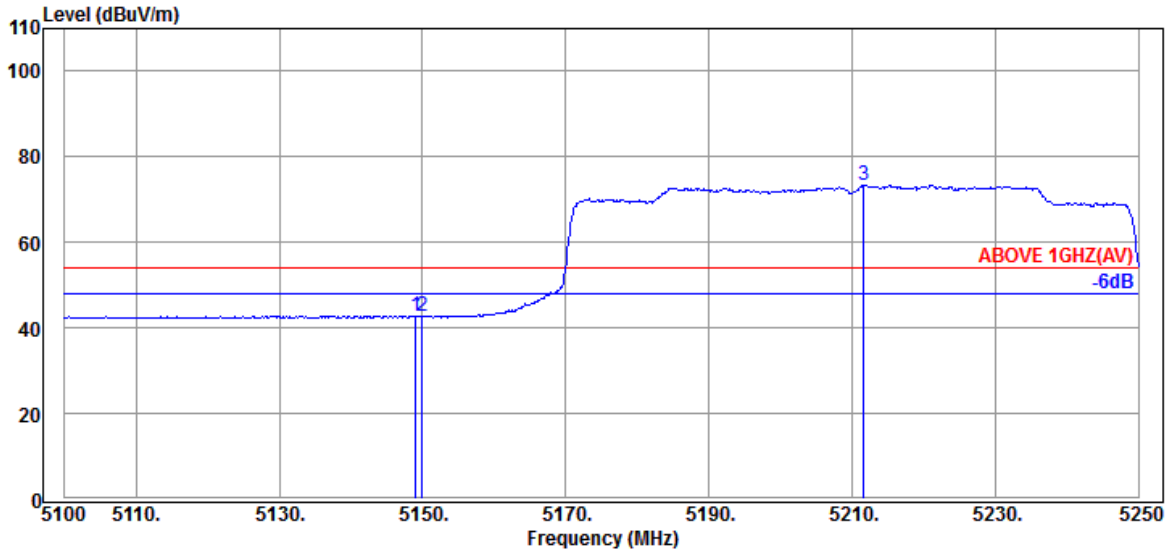

Antenna at Horizontal Polarization

Emission Frequency (MHz)	Antenna Factor (dB/m)	Cable Loss (dB)	Preamp Gain (dB)	Read Level (dBµV)	Emission Level (dBµV/m)	Limits (dBµV/m)	Margin (dB)	Detector
5149.050	34.10	8.39	39.21	39.53	42.81	54.00	11.19	Average
5149.950	34.10	8.39	39.21	39.27	42.55	54.00	11.45	Average
@ 5211.600	34.35	8.44	39.20	69.80	73.39	---	---	Average

Remark: The "@" means fundamental frequency, it is ignored in this section.

This test report may be reproduced in full only. The document may only be updated by Audix Technology Corp. personnel. Any changes will be noted in the Document History section of the report.

Audix Technology Corp.
No. 53-11, Dingfu, Linkou, Dist.,
New Taipei City244, Taiwan
Tel: +886 2 26099301
Fax: +886 2 26099303

Mode	802.11ax-HE80	Band	NII-I
		Frequency	TX 5210MHz

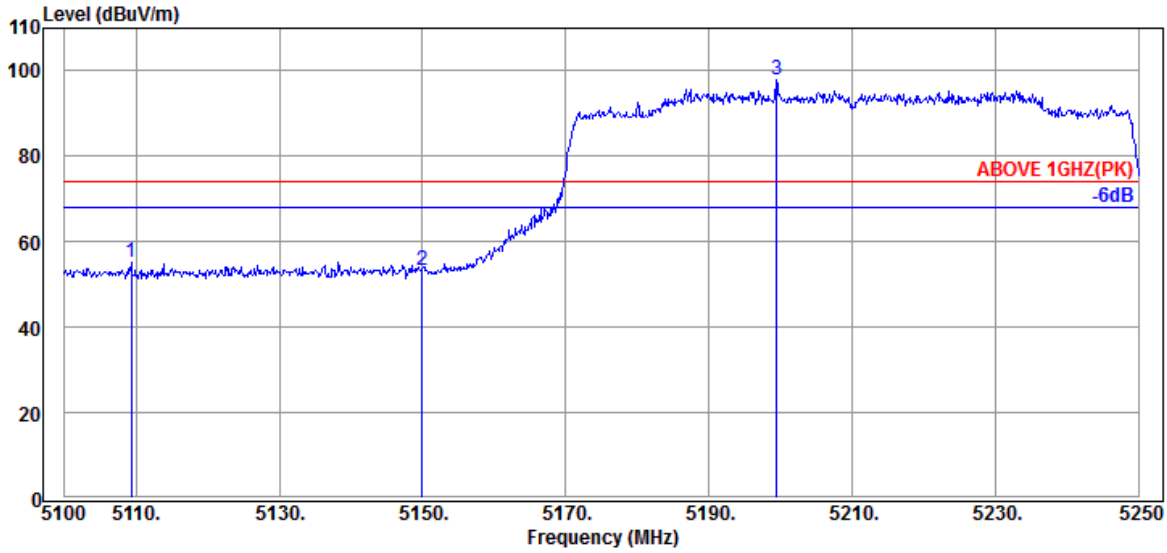

Antenna at Vertical Polarization

	Emission Frequency (MHz)	Antenna Factor (dB/m)	Cable Loss (dB)	Preamp Gain (dB)	Read Level (dBμV)	Emission Level (dBμV/m)	Limits (dBμV/m)	Margin (dB)	Detector
	5109.300	33.90	8.36	39.22	52.08	55.12	74.00	18.88	Peak
	5149.950	34.10	8.39	39.21	50.11	53.39	74.00	20.61	Peak
@	5199.450	34.30	8.43	39.21	94.28	97.80	---	---	Peak

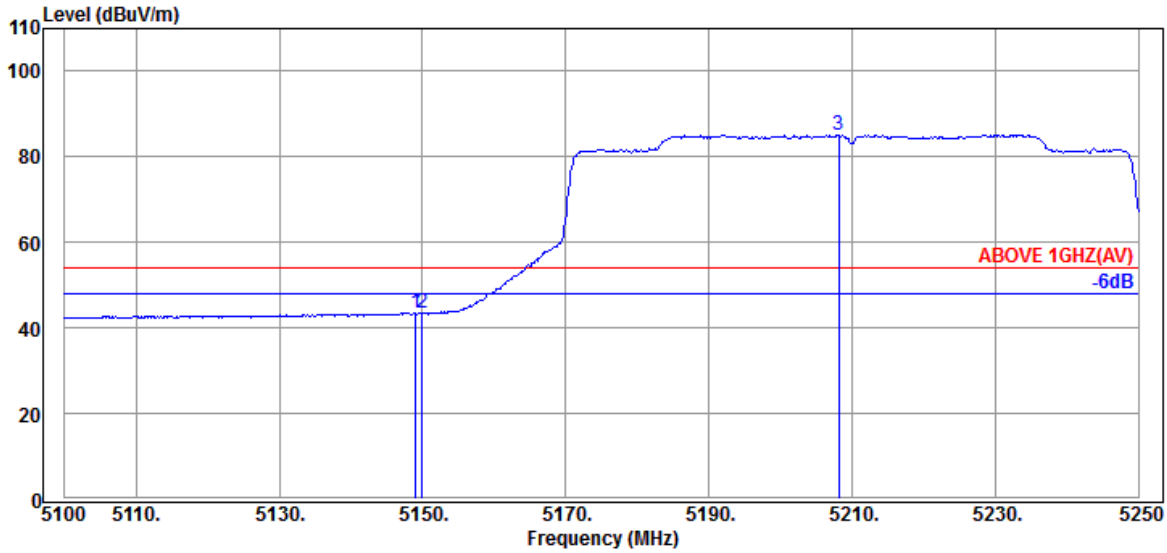

Antenna at Vertical Polarization

	Emission Frequency (MHz)	Antenna Factor (dB/m)	Cable Loss (dB)	Preamp Gain (dB)	Read Level (dBμV)	Emission Level (dBμV/m)	Limits (dBμV/m)	Margin (dB)	Detector
	5149.050	34.10	8.39	39.21	40.30	43.58	54.00	10.42	Average
	5149.950	34.10	8.39	39.21	40.01	43.29	54.00	10.71	Average
@	5208.150	34.35	8.44	39.20	81.54	85.13	---	---	Average

Remark: The "@" means fundamental frequency, it is ignored in this section.

This test report may be reproduced in full only. The document may only be updated by Audix Technology Corp. personnel. Any changes will be noted in the Document History section of the report.

Audix Technology Corp.
No. 53-11, Dingfu, Linkou, Dist.,
New Taipei City244, Taiwan
Tel: +886 2 26099301
Fax: +886 2 26099303

Mode	802.11ax-HE80	Band	NII-2A
		Frequency	TX 5290MHz

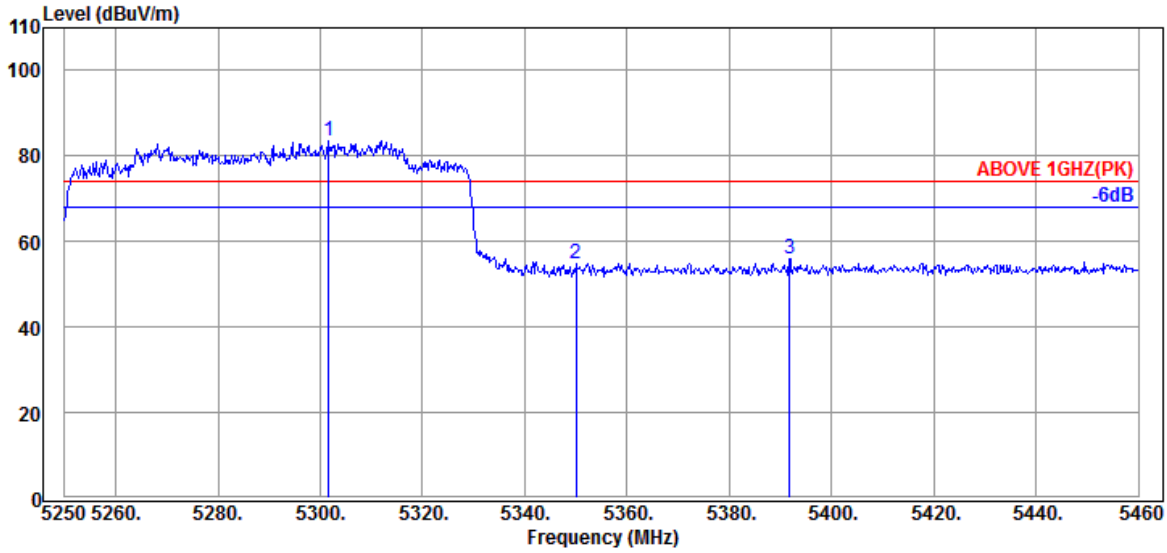

Antenna at Horizontal Polarization

Emission Frequency (MHz)	Antenna Factor (dB/m)	Cable Loss (dB)	Preamp Gain (dB)	Read Level (dBμV)	Emission Level (dBμV/m)	Limits (dBμV/m)	Margin (dB)	Detector
@ 5301.660	34.50	8.51	39.19	79.71	83.53	---	---	Peak
5349.960	34.60	8.56	39.19	50.84	54.81	74.00	19.19	Peak
5391.750	34.70	8.58	39.18	52.03	56.13	74.00	17.87	Peak

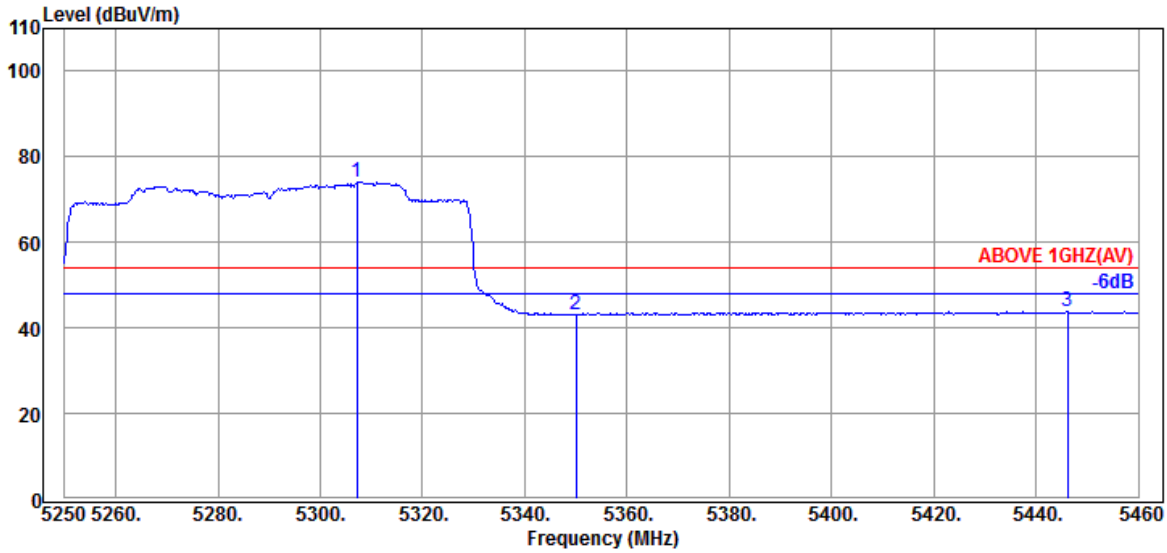

Antenna at Horizontal Polarization

Emission Frequency (MHz)	Antenna Factor (dB/m)	Cable Loss (dB)	Preamp Gain (dB)	Read Level (dBμV)	Emission Level (dBμV/m)	Limits (dBμV/m)	Margin (dB)	Detector
@ 5307.120	34.50	8.51	39.19	70.19	74.01	---	---	Average
5349.960	34.60	8.56	39.19	39.24	43.21	54.00	10.79	Average
5446.140	34.62	8.64	39.18	39.72	43.80	54.00	10.20	Average

Remark: The "@" means fundamental frequency, it is ignored in this section.

This test report may be reproduced in full only. The document may only be updated by Audix Technology Corp. personnel. Any changes will be noted in the Document History section of the report.

Audix Technology Corp.
No. 53-11, Dingfu, Linkou, Dist.,
New Taipei City244, Taiwan
Tel: +886 2 26099301
Fax: +886 2 26099303

Mode	802.11ax-HE80	Band	NII-2A
		Frequency	TX 5290MHz

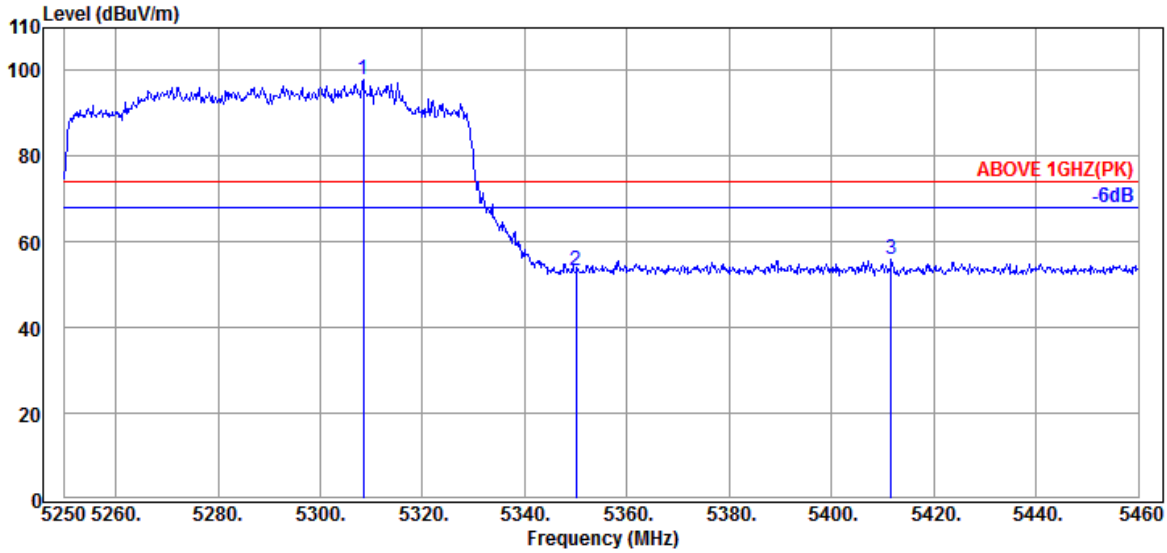

Antenna at Vertical Polarization

Emission Frequency (MHz)	Antenna Factor (dB/m)	Cable Loss (dB)	Preamp Gain (dB)	Read Level (dBμV)	Emission Level (dBμV/m)	Limits (dBμV/m)	Margin (dB)	Detector
@ 5308.380	34.53	8.51	39.19	93.96	97.81	---	---	Peak
5349.960	34.60	8.56	39.19	49.15	53.12	74.00	20.88	Peak
5411.700	34.67	8.61	39.18	51.76	55.86	74.00	18.14	Peak

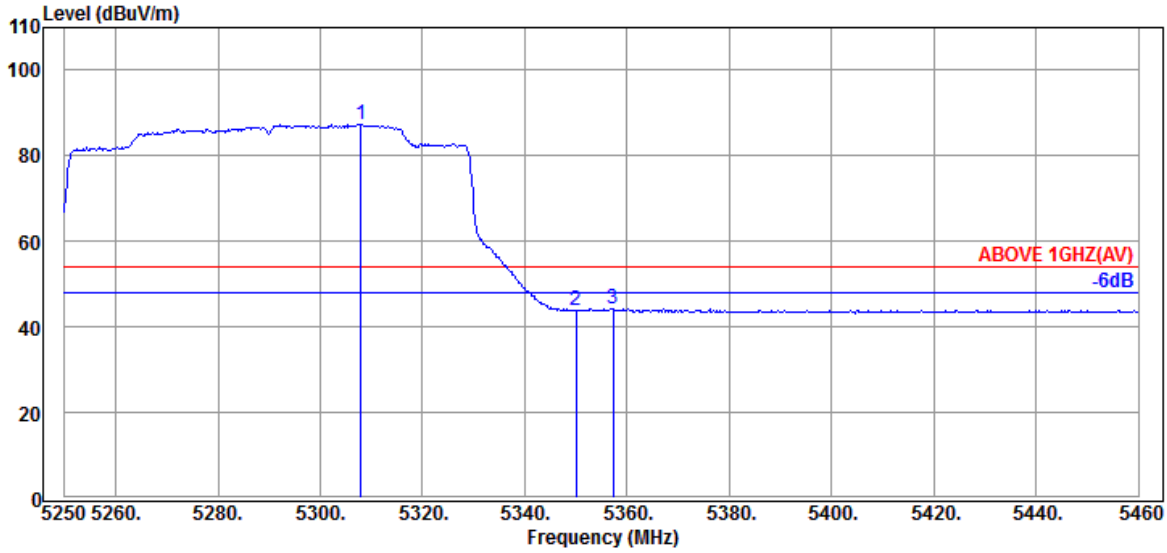

Antenna at Vertical Polarization

Emission Frequency (MHz)	Antenna Factor (dB/m)	Cable Loss (dB)	Preamp Gain (dB)	Read Level (dBμV)	Emission Level (dBμV/m)	Limits (dBμV/m)	Margin (dB)	Detector
@ 5307.960	34.53	8.51	39.19	83.65	87.50	---	---	Average
5349.960	34.60	8.56	39.19	39.96	43.93	54.00	10.07	Average
5357.310	34.63	8.56	39.19	40.20	44.20	54.00	9.80	Average

Remark: The "@" means fundamental frequency, it is ignored in this section.

This test report may be reproduced in full only. The document may only be updated by Audix Technology Corp. personnel. Any changes will be noted in the Document History section of the report.

Audix Technology Corp.
No. 53-11, Dingfu, Linkou, Dist.,
New Taipei City244, Taiwan
Tel: +886 2 26099301
Fax: +886 2 26099303

Mode	802.11ax-HE80	Band	NII-2C
		Frequency	TX 5530MHz

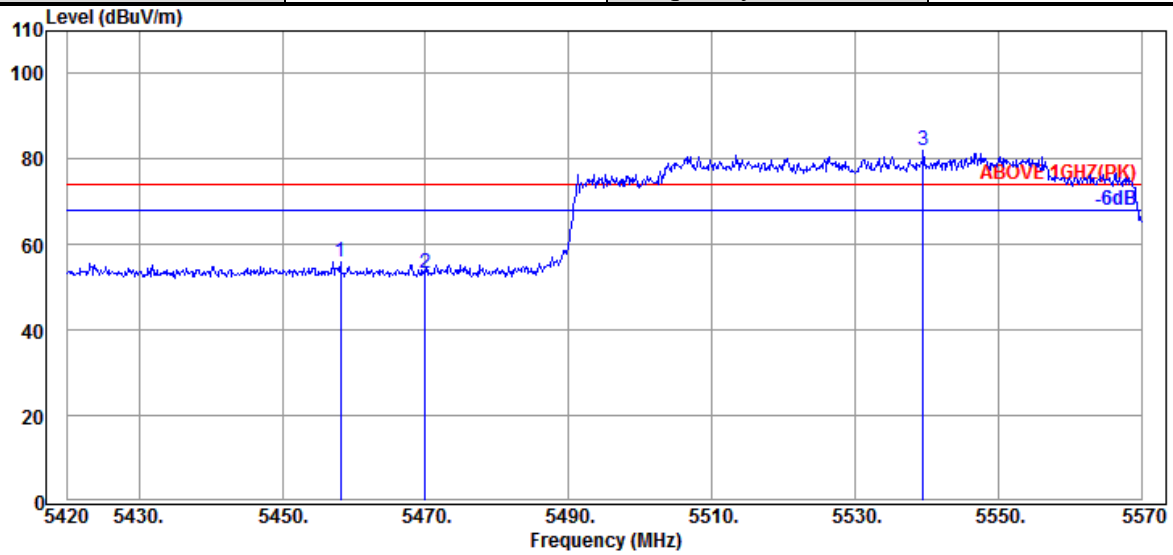

Antenna at Horizontal Polarization

	Emission Frequency (MHz)	Antenna Factor (dB/m)	Cable Loss (dB)	Preamp Gain (dB)	Read Level (dBµV)	Emission Level (dBµV/m)	Limits (dBµV/m)	Margin (dB)	Detector
	5458.100	34.60	8.64	39.17	51.81	55.88	74.00	18.12	Peak
	5469.950	34.57	8.65	39.17	49.29	53.34	74.00	20.66	Peak
@	5539.550	34.57	8.71	39.18	78.09	82.19	---	---	Peak

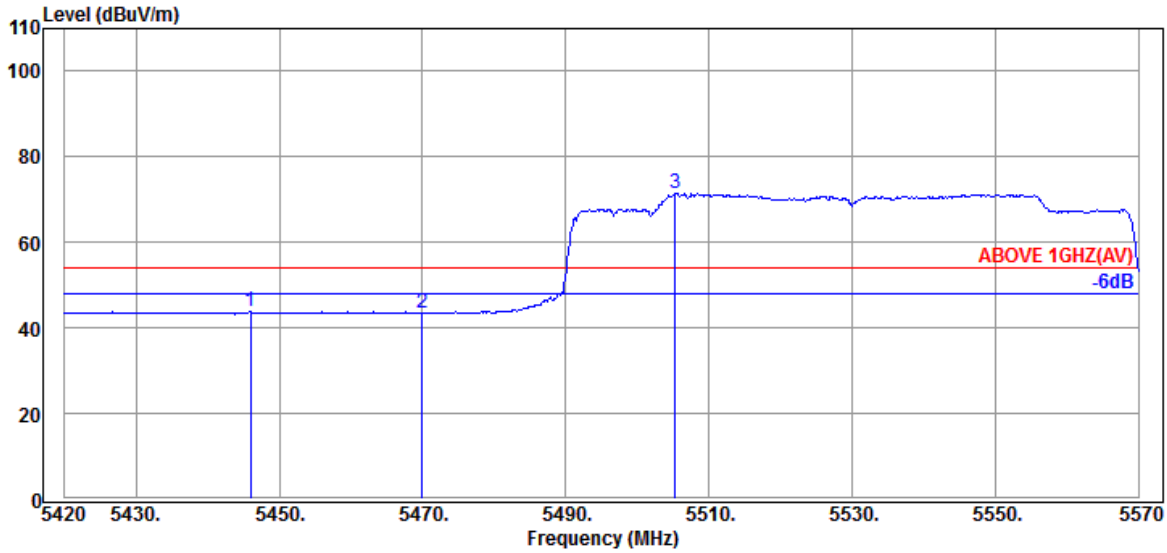

Antenna at Horizontal Polarization

	Emission Frequency (MHz)	Antenna Factor (dB/m)	Cable Loss (dB)	Preamp Gain (dB)	Read Level (dBµV)	Emission Level (dBµV/m)	Limits (dBµV/m)	Margin (dB)	Detector
	5445.950	34.62	8.64	39.18	39.72	43.80	54.00	10.20	Average
	5469.950	34.57	8.65	39.17	39.50	43.55	54.00	10.45	Average
@	5505.350	34.50	8.68	39.17	67.34	71.35	---	---	Average

Remark: The "@" means fundamental frequency, it is ignored in this section.

This test report may be reproduced in full only. The document may only be updated by Audix Technology Corp. personnel. Any changes will be noted in the Document History section of the report.

Audix Technology Corp.
No. 53-11, Dingfu, Linkou, Dist.,
New Taipei City244, Taiwan
Tel: +886 2 26099301
Fax: +886 2 26099303

Mode	802.11ax-HE80	Band	NII-2C
		Frequency	TX 5530MHz

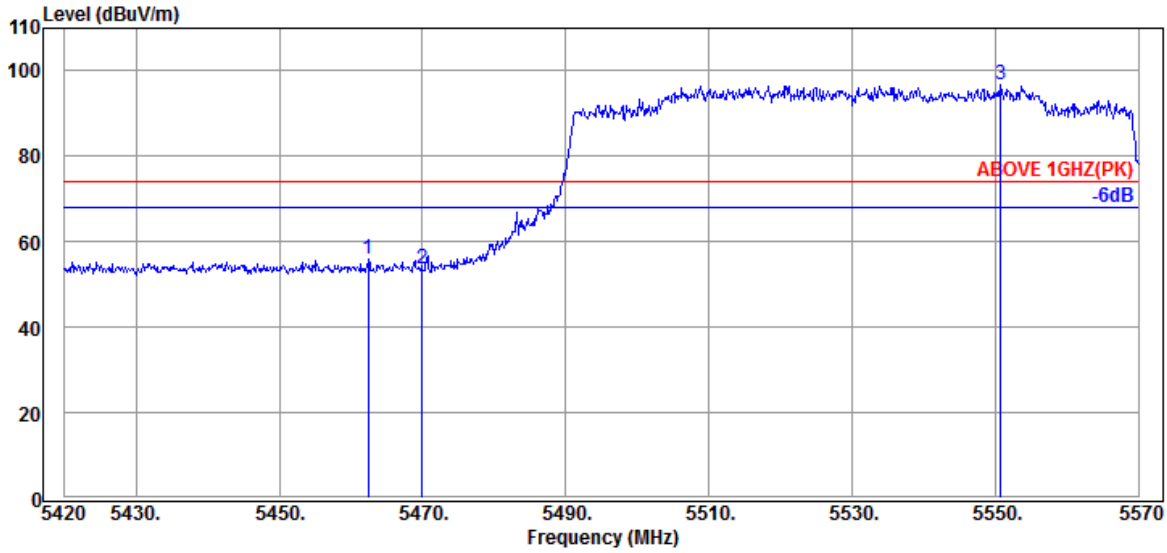

Antenna at Vertical Polarization

	Emission Frequency (MHz)	Antenna Factor (dB/m)	Cable Loss (dB)	Preamp Gain (dB)	Read Level (dBμV)	Emission Level (dBμV/m)	Limits (dBμV/m)	Margin (dB)	Detector
	5462.450	34.60	8.64	39.17	51.83	55.90	74.00	18.10	Peak
	5469.950	34.57	8.65	39.17	49.56	53.61	74.00	20.39	Peak
@	5550.800	34.60	8.72	39.18	92.50	96.64	---	---	Peak

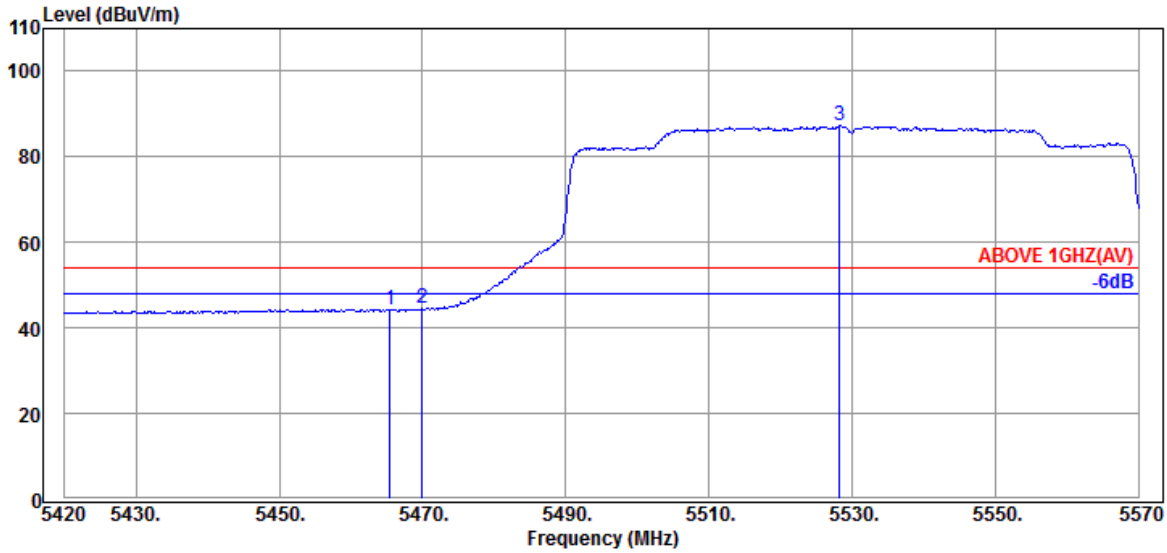

Antenna at Vertical Polarization

	Emission Frequency (MHz)	Antenna Factor (dB/m)	Cable Loss (dB)	Preamp Gain (dB)	Read Level (dBμV)	Emission Level (dBμV/m)	Limits (dBμV/m)	Margin (dB)	Detector
	5465.450	34.57	8.65	39.17	40.34	44.39	54.00	9.61	Average
	5469.950	34.57	8.65	39.17	40.37	44.42	54.00	9.58	Average
@	5528.300	34.57	8.70	39.18	83.25	87.34	---	---	Average

Remark: The "@" means fundamental frequency, it is ignored in this section.

This test report may be reproduced in full only. The document may only be updated by Audix Technology Corp. personnel. Any changes will be noted in the Document History section of the report.

Audix Technology Corp.
No. 53-11, Dingfu, Linkou, Dist.,
New Taipei City244, Taiwan
Tel: +886 2 26099301
Fax: +886 2 26099303

Mode	802.11ax-HE80	Band	NII-2C
		Frequency	TX 5610MHz

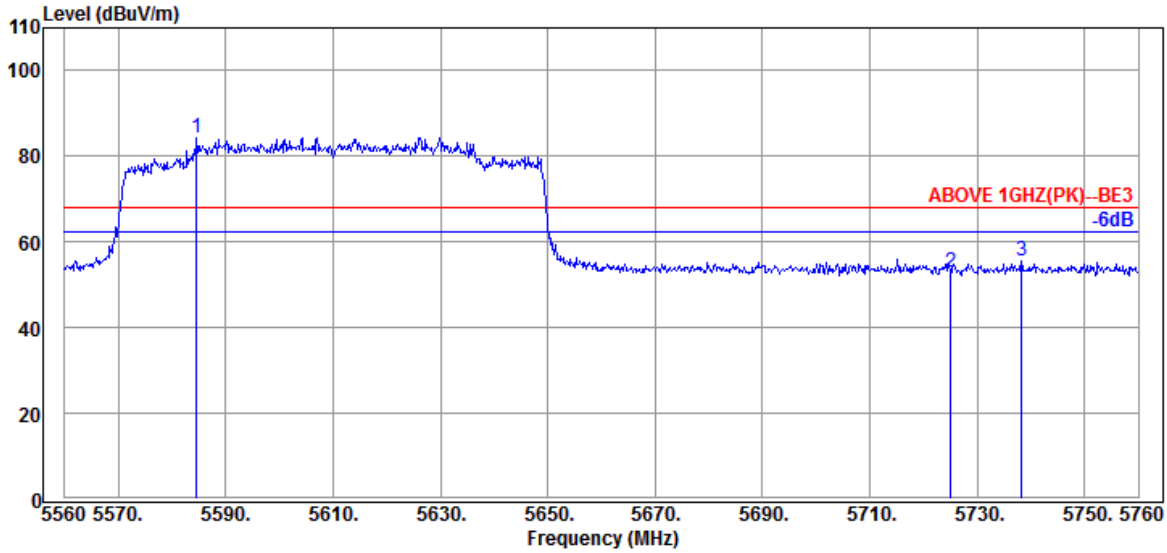

Antenna at Horizontal Polarization

Emission Frequency (MHz)	Antenna Factor (dB/m)	Cable Loss (dB)	Preamp Gain (dB)	Read Level (dBμV)	Emission Level (dBμV/m)	Limits (dBμV/m)	Margin (dB)	Detector
@ 5584.600	34.60	8.75	39.19	80.29	84.45	---	---	Peak
5725.000	34.50	8.86	39.23	48.74	52.87	68.20	15.33	Peak
5738.200	34.50	8.88	39.23	51.28	55.43	68.20	12.77	Peak

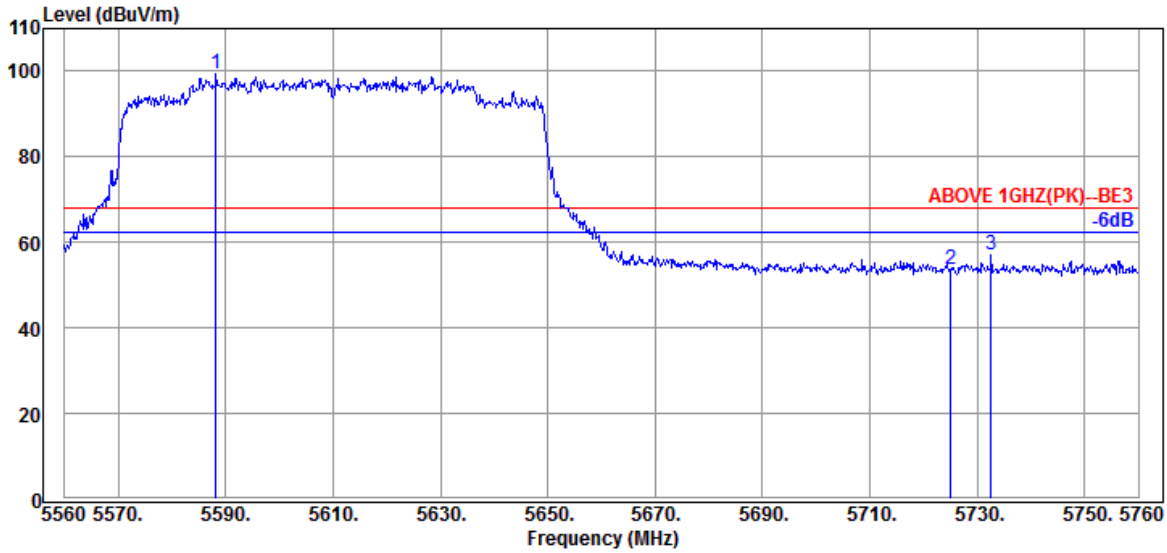

Antenna at Vertical Polarization

Emission Frequency (MHz)	Antenna Factor (dB/m)	Cable Loss (dB)	Preamp Gain (dB)	Read Level (dBμV)	Emission Level (dBμV/m)	Limits (dBμV/m)	Margin (dB)	Detector
@ 5588.200	34.60	8.75	39.19	95.09	99.25	---	---	Peak
5725.000	34.50	8.86	39.23	49.53	53.66	68.20	14.54	Peak
5732.600	34.50	8.86	39.23	52.80	56.93	68.20	11.27	Peak

Remark: The "@" means fundamental frequency, it is ignored in this section.

This test report may be reproduced in full only. The document may only be updated by Audix Technology Corp. personnel. Any changes will be noted in the Document History section of the report.

Audix Technology Corp.
No. 53-11, Dingfu, Linkou, Dist.,
New Taipei City244, Taiwan

Tel: +886 2 26099301
Fax: +886 2 26099303

Mode	802.11ax-HE80	Band	NII-2C
		Frequency	TX 5690MHz

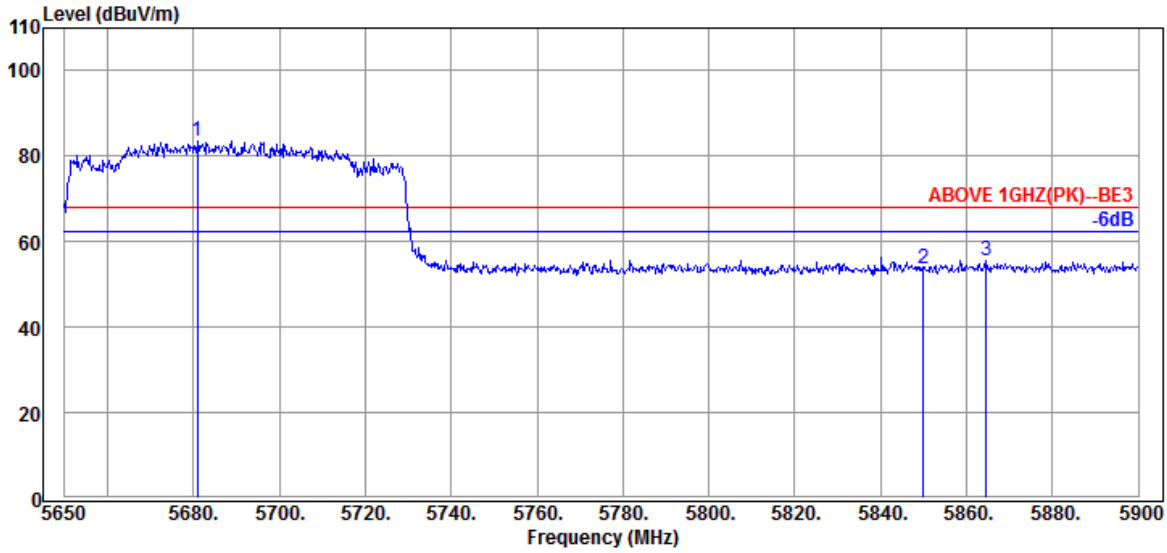

Antenna at Horizontal Polarization

Emission Frequency (MHz)	Antenna Factor (dB/m)	Cable Loss (dB)	Preamp Gain (dB)	Read Level (dBµV)	Emission Level (dBµV/m)	Limits (dBµV/m)	Margin (dB)	Detector
@ 5681.000	34.53	8.82	39.22	79.46	83.59	---	---	Peak
5850.000	34.40	8.96	39.26	49.41	53.51	68.20	14.69	Peak
5864.500	34.43	8.98	39.27	51.45	55.59	68.20	12.61	Peak

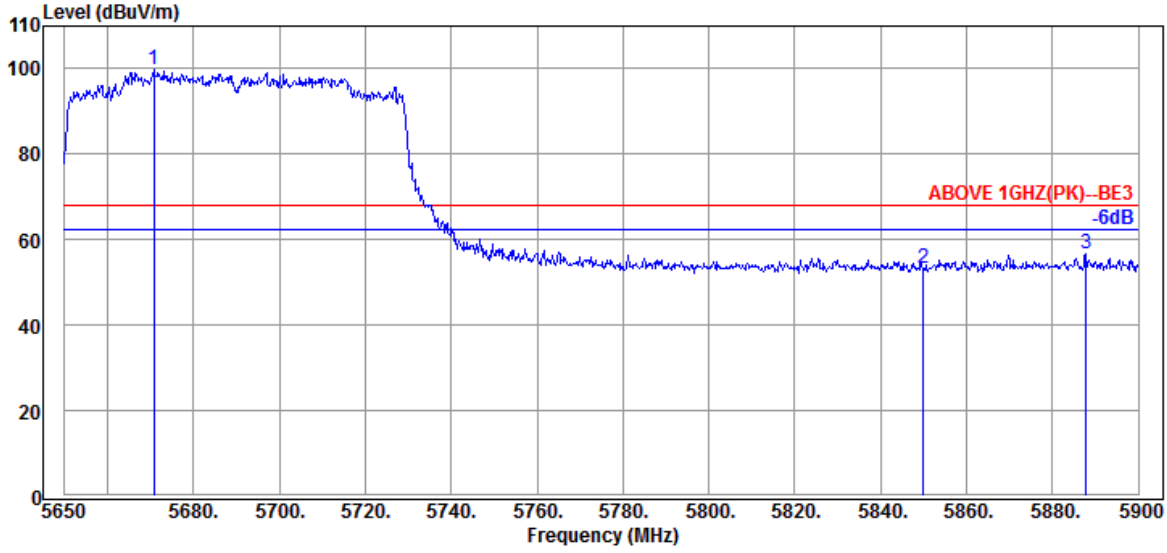

Antenna at Vertical Polarization

Emission Frequency (MHz)	Antenna Factor (dB/m)	Cable Loss (dB)	Preamp Gain (dB)	Read Level (dBµV)	Emission Level (dBµV/m)	Limits (dBµV/m)	Margin (dB)	Detector
@ 5670.750	34.57	8.82	39.22	95.49	99.66	---	---	Peak
5850.000	34.40	8.96	39.26	49.02	53.12	68.20	15.08	Peak
5887.750	34.47	9.01	39.27	52.48	56.69	68.20	11.51	Peak

Remark: The "@" means fundamental frequency, it is ignored in this section.

This test report may be reproduced in full only. The document may only be updated by Audix Technology Corp. personnel. Any changes will be noted in the Document History section of the report.

Audix Technology Corp.
No. 53-11, Dingfu, Linkou, Dist.,
New Taipei City244, Taiwan
Tel: +886 2 26099301
Fax: +886 2 26099303

Mode	802.11ax-HE80	Band	NII-2C
		Frequency	TX 5690MHz

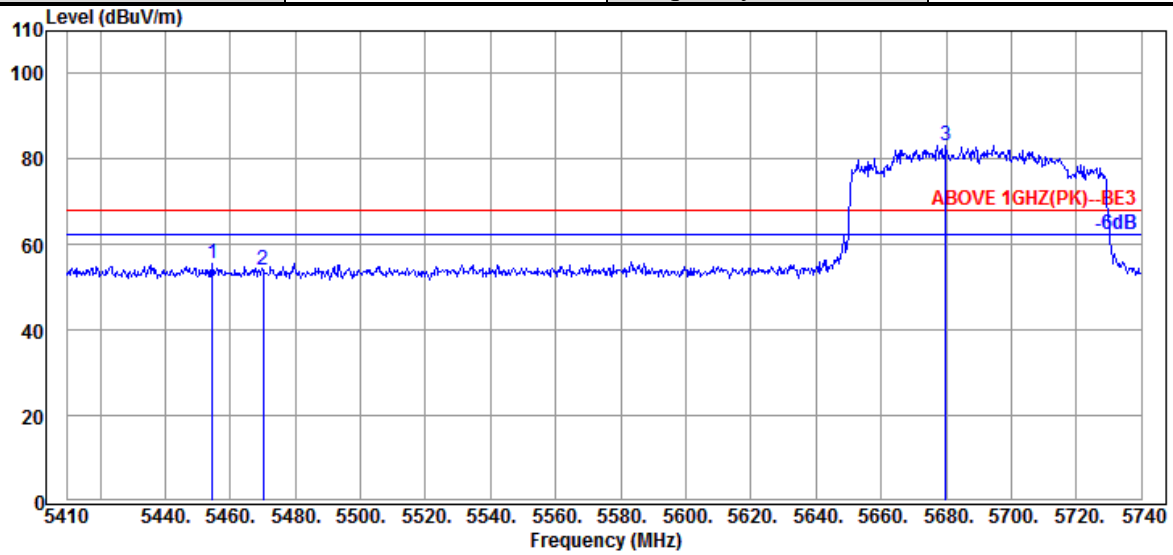

Antenna at Horizontal Polarization

Emission Frequency (MHz)	Antenna Factor (dB/m)	Cable Loss (dB)	Preamp Gain (dB)	Read Level (dBµV)	Emission Level (dBµV/m)	Limits (dBµV/m)	Margin (dB)	Detector
5454.550	34.60	8.64	39.17	51.50	55.57	68.20	12.63	Peak
5470.060	34.57	8.65	39.17	49.88	53.93	68.20	14.27	Peak
@ 5679.940	34.53	8.82	39.22	79.11	83.24	---	---	Peak

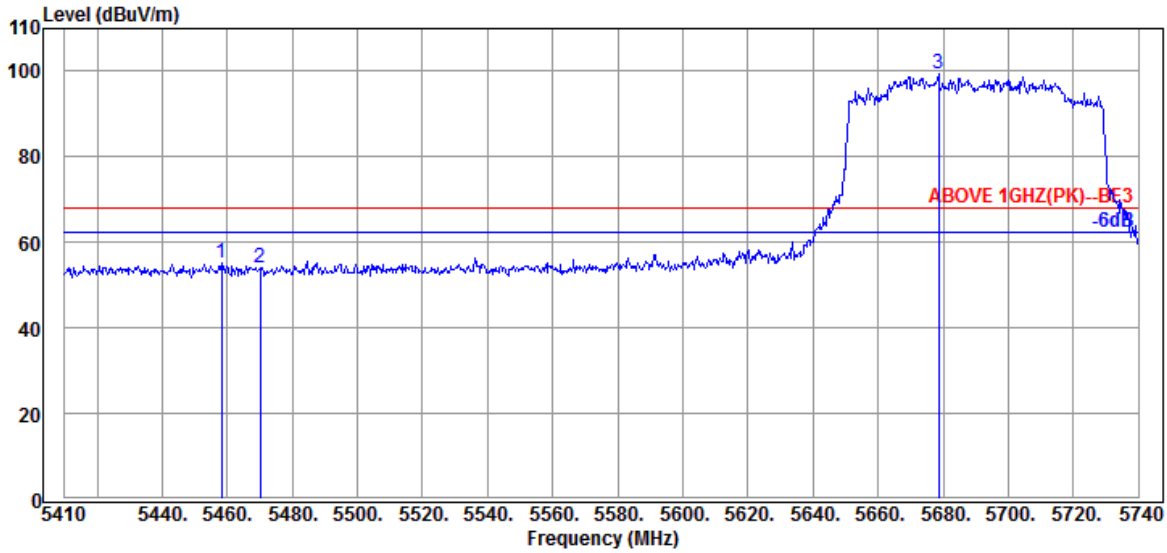

Antenna at Vertical Polarization

Emission Frequency (MHz)	Antenna Factor (dB/m)	Cable Loss (dB)	Preamp Gain (dB)	Read Level (dBµV)	Emission Level (dBµV/m)	Limits (dBµV/m)	Margin (dB)	Detector
5458.180	34.60	8.64	39.17	51.00	55.07	68.20	13.13	Peak
5470.060	34.57	8.65	39.17	50.07	54.12	68.20	14.08	Peak
@ 5678.620	34.53	8.82	39.22	95.31	99.44	---	---	Peak

Remark: The "@" means fundamental frequency, it is ignored in this section.

This test report may be reproduced in full only. The document may only be updated by Audix Technology Corp. personnel. Any changes will be noted in the Document History section of the report.

Audix Technology Corp.
No. 53-11, Dingfu, Linkou, Dist.,
New Taipei City244, Taiwan
Tel: +886 2 26099301
Fax: +886 2 26099303

Mode	802.11ac-HE80	Band	NII-III
		Frequency	TX 5775MHz

Antenna at Horizontal Polarization

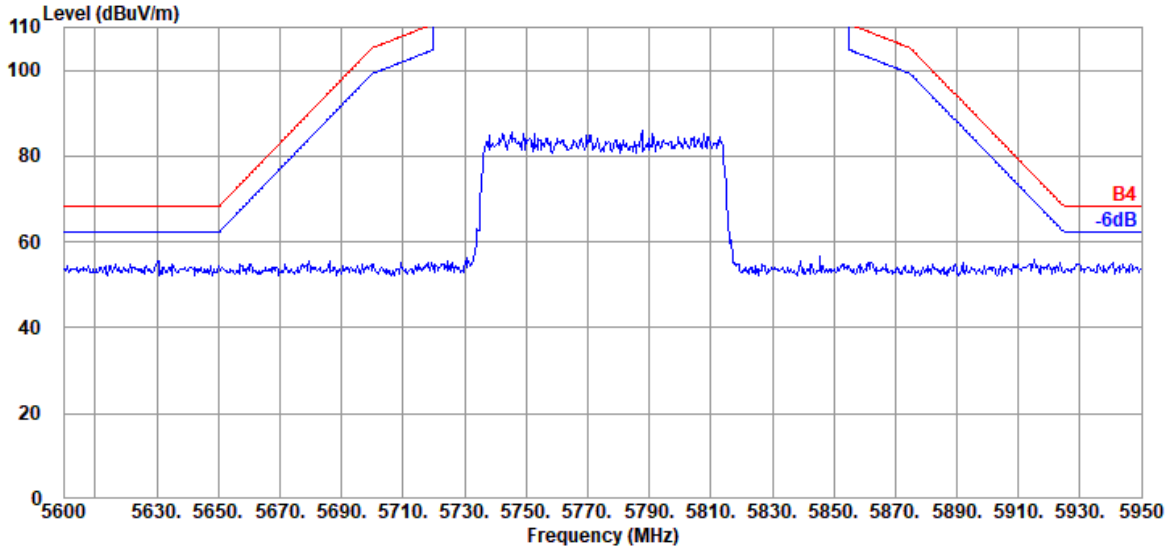

Antenna at Vertical Polarization

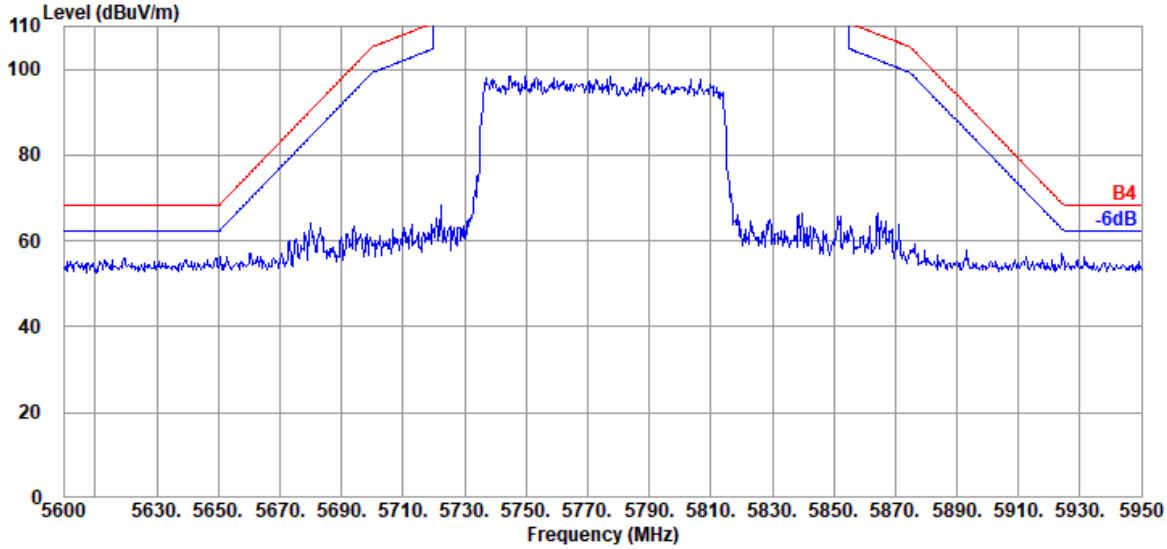

This test report may be reproduced in full only. The document may only be updated by Audix Technology Corp. personnel. Any changes will be noted in the Document History section of the report.

Audix Technology Corp.
No. 53-11, Dingfu, Linkou, Dist.,
New Taipei City244, Taiwan
Tel: +886 2 26099301
Fax: +886 2 26099303

Mode	802.11ax-HE160	Band	NII-I & NII-2A
		Frequency	TX 5250MHz

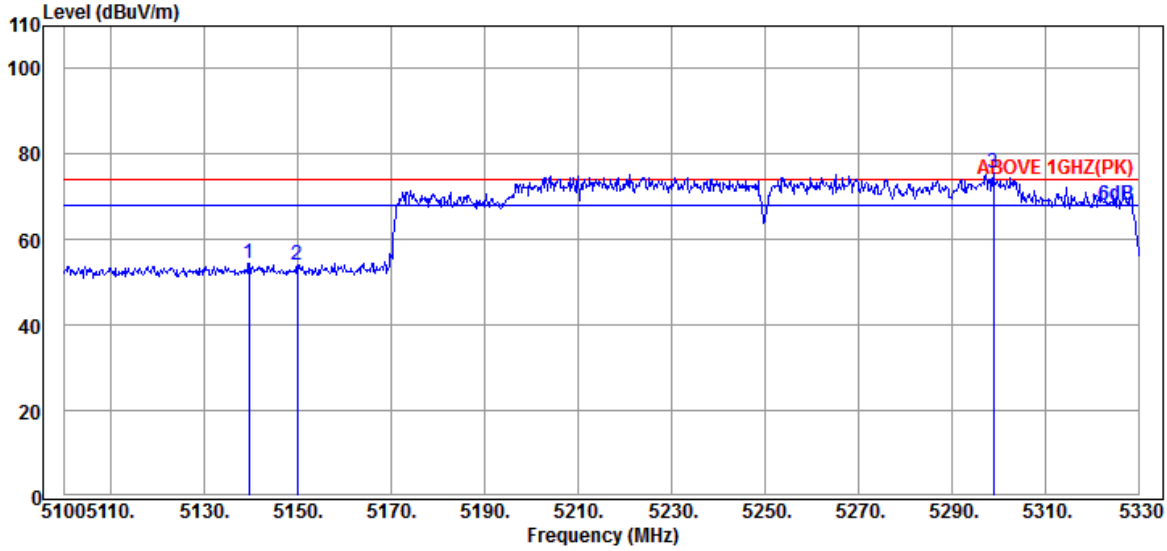

Antenna at Horizontal Polarization

	Emission Frequency (MHz)	Antenna Factor (dB/m)	Cable Loss (dB)	Preamp Gain (dB)	Read Level (dBμV)	Emission Level (dBμV/m)	Limits (dBμV/m)	Margin (dB)	Detector
	5139.560	34.03	8.39	39.21	51.15	54.36	74.00	19.64	Peak
	5149.910	34.10	8.39	39.21	50.71	53.99	74.00	20.01	Peak
@	5298.950	34.50	8.51	39.19	71.68	75.50	---	---	Peak

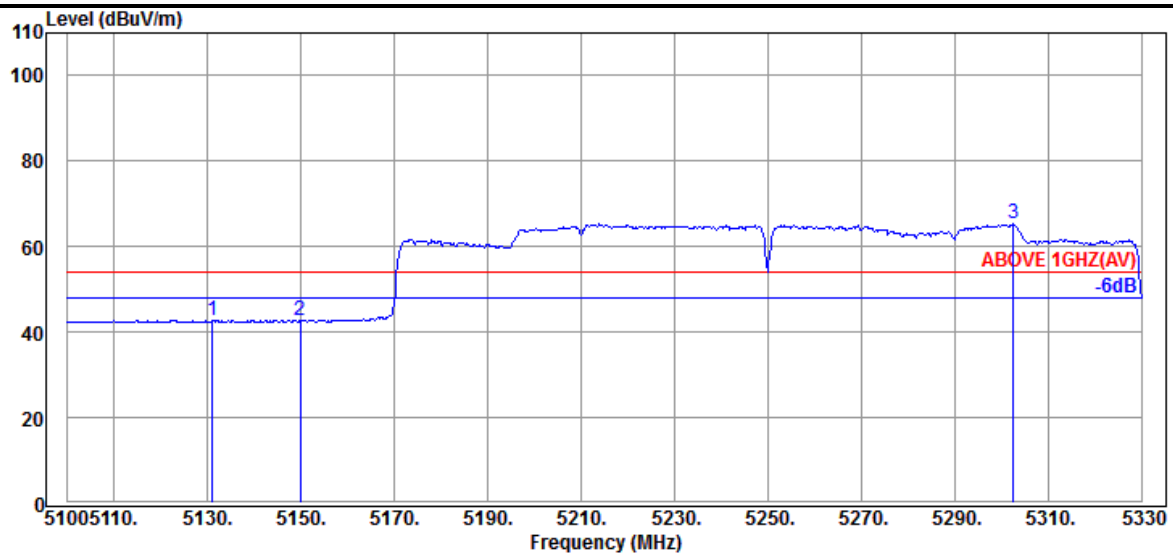

Antenna at Horizontal Polarization

	Emission Frequency (MHz)	Antenna Factor (dB/m)	Cable Loss (dB)	Preamp Gain (dB)	Read Level (dBμV)	Emission Level (dBμV/m)	Limits (dBμV/m)	Margin (dB)	Detector
	5131.050	34.03	8.37	39.21	39.55	42.74	54.00	11.26	Average
	5149.910	34.10	8.39	39.21	39.29	42.57	54.00	11.43	Average
@	5302.630	34.50	8.51	39.19	61.52	65.34	---	---	Average

Remark: The "@" means fundamental frequency, it is ignored in this section.

This test report may be reproduced in full only. The document may only be updated by Audix Technology Corp. personnel. Any changes will be noted in the Document History section of the report.

Audix Technology Corp.
No. 53-11, Dingfu, Linkou, Dist.,
New Taipei City244, Taiwan
Tel: +886 2 26099301
Fax: +886 2 26099303

Mode	802.11ax-HE160	Band	NII-I & NII-2A
		Frequency	TX 5250MHz

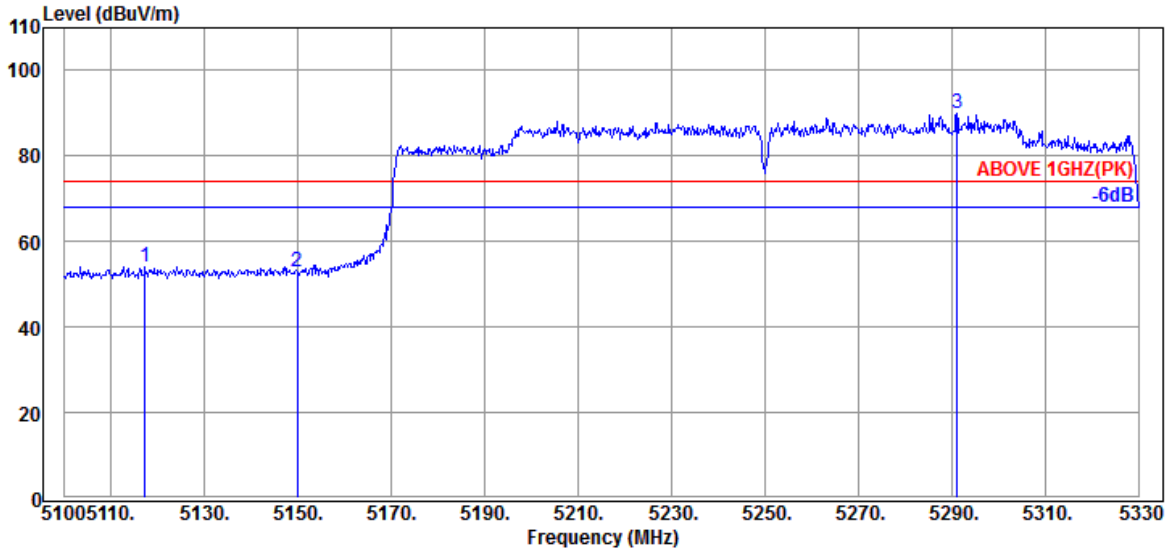

Antenna at Vertical Polarization

Emission Frequency (MHz)	Antenna Factor (dB/m)	Cable Loss (dB)	Preamp Gain (dB)	Read Level (dBμV)	Emission Level (dBμV/m)	Limits (dBμV/m)	Margin (dB)	Detector
5117.250	33.97	8.36	39.22	51.03	54.14	74.00	19.86	Peak
5149.910	34.10	8.39	39.21	49.52	52.80	74.00	21.20	Peak
@ 5291.130	34.50	8.50	39.19	86.04	89.85	---	---	Peak

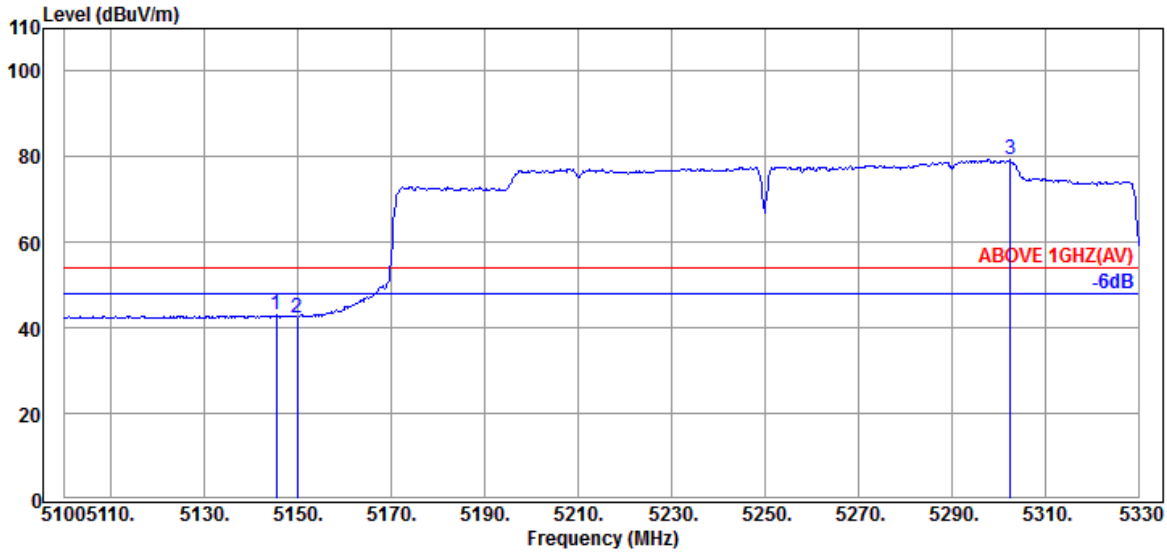

Antenna at Vertical Polarization

Emission Frequency (MHz)	Antenna Factor (dB/m)	Cable Loss (dB)	Preamp Gain (dB)	Read Level (dBμV)	Emission Level (dBμV/m)	Limits (dBμV/m)	Margin (dB)	Detector
5145.310	34.10	8.39	39.21	39.68	42.96	54.00	11.04	Average
5149.910	34.10	8.39	39.21	39.21	42.49	54.00	11.51	Average
@ 5302.630	34.50	8.51	39.19	75.60	79.42	---	---	Average

Remark: The "@" means fundamental frequency, it is ignored in this section.

This test report may be reproduced in full only. The document may only be updated by Audix Technology Corp. personnel. Any changes will be noted in the Document History section of the report.

Audix Technology Corp.
No. 53-11, Dingfu, Linkou, Dist.,
New Taipei City244, Taiwan
Tel: +886 2 26099301
Fax: +886 2 26099303

Mode	802.11ax-HE160	Band	NII-I & NII-2A
		Frequency	TX 5250MHz

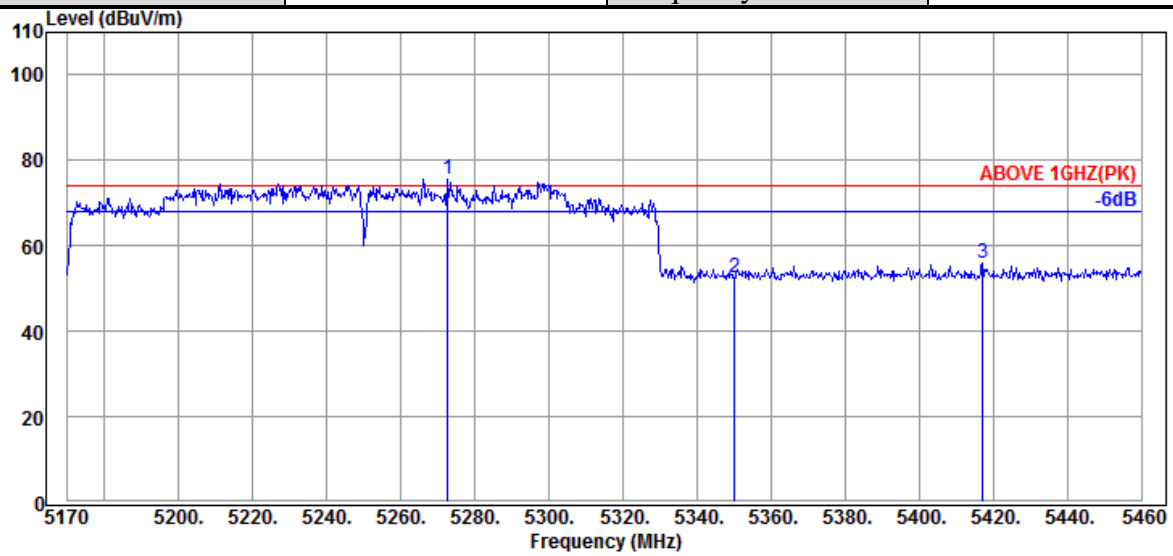

Antenna at Horizontal Polarization

Emission Frequency (MHz)	Antenna Factor (dB/m)	Cable Loss (dB)	Preamp Gain (dB)	Read Level (dBµV)	Emission Level (dBµV/m)	Limits (dBµV/m)	Margin (dB)	Detector
@ 5272.660	34.50	8.49	39.20	71.83	75.62	---	---	Peak
5350.090	34.60	8.56	39.19	48.59	52.56	74.00	21.44	Peak
5417.080	34.65	8.61	39.18	51.70	55.78	74.00	18.22	Peak

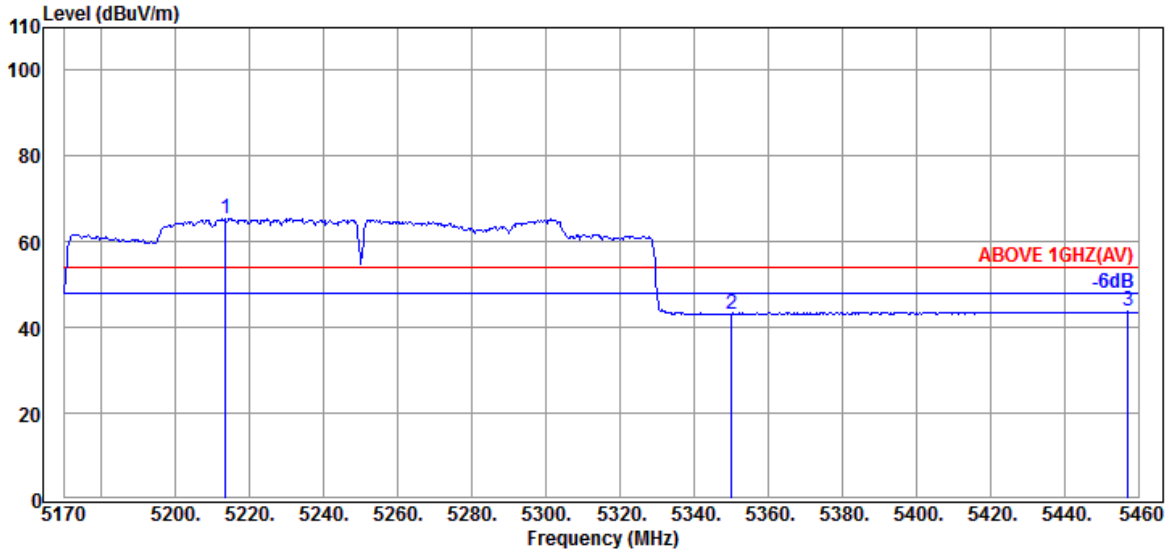

Antenna at Horizontal Polarization

Emission Frequency (MHz)	Antenna Factor (dB/m)	Cable Loss (dB)	Preamp Gain (dB)	Read Level (dBµV)	Emission Level (dBµV/m)	Limits (dBµV/m)	Margin (dB)	Detector
@ 5213.500	34.35	8.44	39.20	61.76	65.35	---	---	Average
5350.090	34.60	8.56	39.19	39.19	43.16	54.00	10.84	Average
5457.100	34.60	8.64	39.17	39.62	43.69	54.00	10.31	Average

Remark: The "@" means fundamental frequency, it is ignored in this section.

This test report may be reproduced in full only. The document may only be updated by Audix Technology Corp. personnel. Any changes will be noted in the Document History section of the report.

Audix Technology Corp.
No. 53-11, Dingfu, Linkou, Dist.,
New Taipei City244, Taiwan
Tel: +886 2 26099301
Fax: +886 2 26099303

Mode	802.11ax-HE160	Band	NII-I & NII-2A
		Frequency	TX 5250MHz

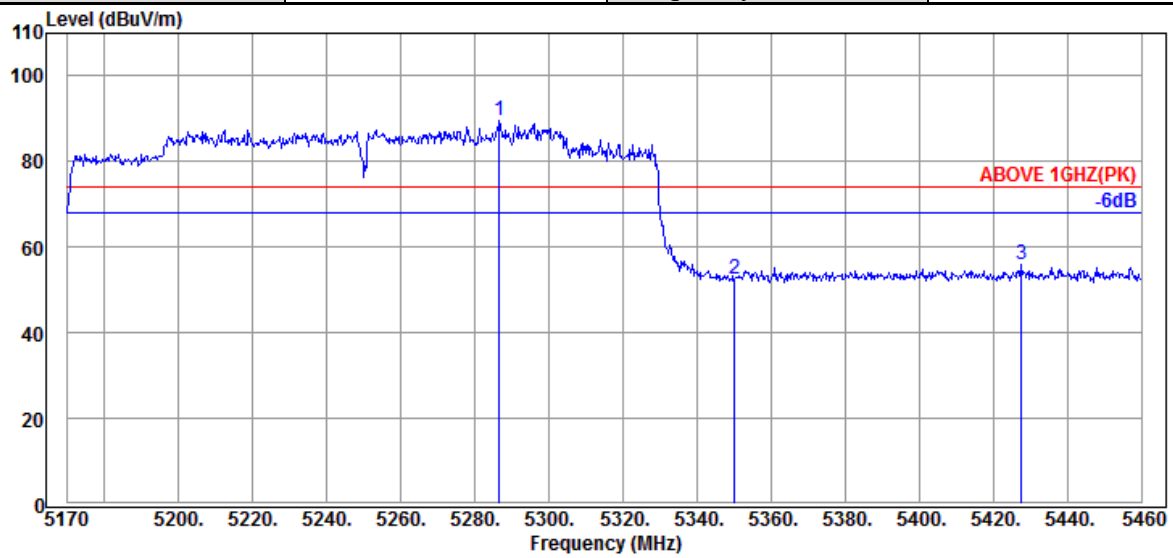

Antenna at Vertical Polarization

Emission Frequency (MHz)	Antenna Factor (dB/m)	Cable Loss (dB)	Preamp Gain (dB)	Read Level (dBµV)	Emission Level (dBµV/m)	Limits (dBµV/m)	Margin (dB)	Detector
@ 5286.580	34.50	8.50	39.19	85.80	89.61	---	---	Peak
5350.090	34.60	8.56	39.19	48.72	52.69	74.00	21.31	Peak
5427.520	34.65	8.61	39.18	51.87	55.95	74.00	18.05	Peak

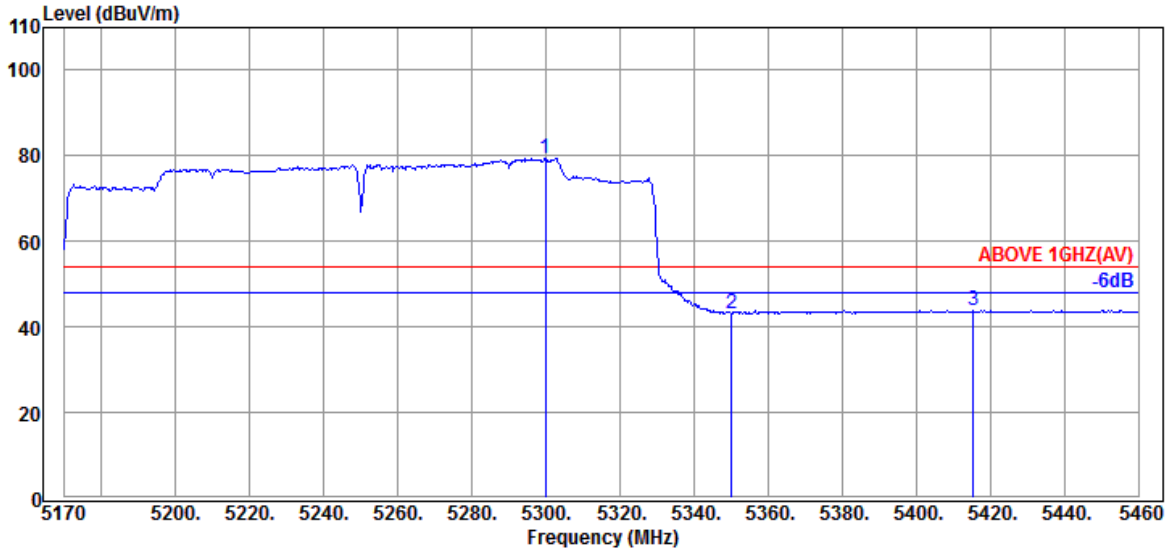

Antenna at Vertical Polarization

Emission Frequency (MHz)	Antenna Factor (dB/m)	Cable Loss (dB)	Preamp Gain (dB)	Read Level (dBµV)	Emission Level (dBµV/m)	Limits (dBµV/m)	Margin (dB)	Detector
@ 5299.920	34.50	8.51	39.19	75.62	79.44	---	---	Average
5350.090	34.60	8.56	39.19	39.22	43.19	54.00	10.81	Average
5415.340	34.67	8.61	39.18	39.81	43.91	54.00	10.09	Average

Remark: The "@" means fundamental frequency, it is ignored in this section.

This test report may be reproduced in full only. The document may only be updated by Audix Technology Corp. personnel. Any changes will be noted in the Document History section of the report.

Audix Technology Corp.
No. 53-11, Dingfu, Linkou, Dist.,
New Taipei City244, Taiwan
Tel: +886 2 26099301
Fax: +886 2 26099303

Mode	802.11ax-HE160	Band	NII-2C
		Frequency	TX 5570MHz

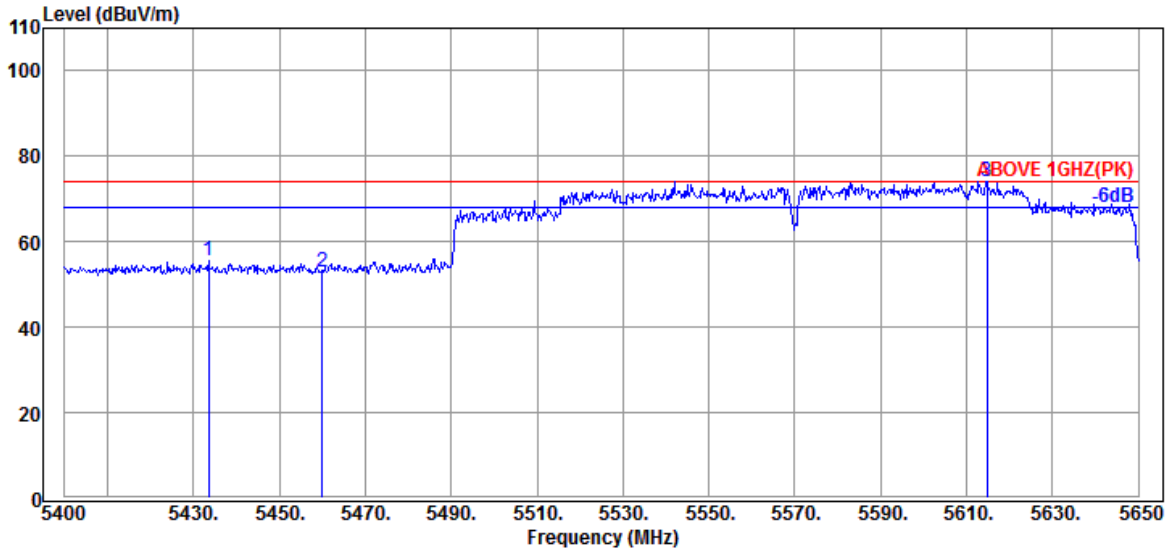

Antenna at Horizontal Polarization

Emission Frequency (MHz)	Antenna Factor (dB/m)	Cable Loss (dB)	Preamp Gain (dB)	Read Level (dBµV)	Emission Level (dBµV/m)	Limits (dBµV/m)	Margin (dB)	Detector
5433.500	34.62	8.63	39.18	51.35	55.42	74.00	18.58	Peak
5460.000	34.60	8.64	39.17	48.88	52.95	74.00	21.05	Peak
@ 5614.750	34.60	8.77	39.20	70.02	74.19	---	---	Peak

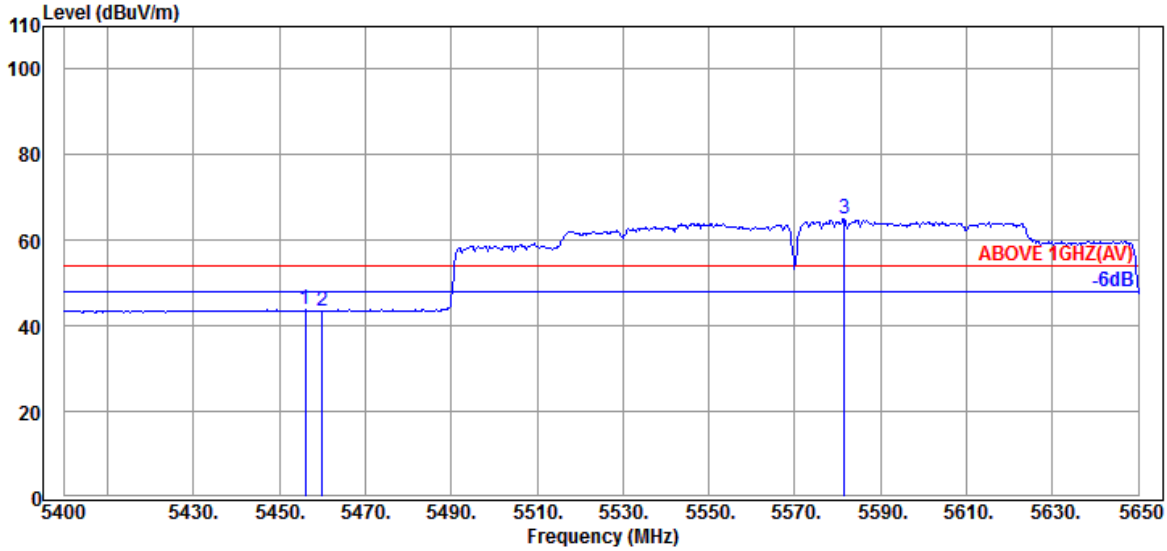

Antenna at Horizontal Polarization

Emission Frequency (MHz)	Antenna Factor (dB/m)	Cable Loss (dB)	Preamp Gain (dB)	Read Level (dBµV)	Emission Level (dBµV/m)	Limits (dBµV/m)	Margin (dB)	Detector
5456.000	34.60	8.64	39.17	39.64	43.71	54.00	10.29	Average
5460.000	34.60	8.64	39.17	39.54	43.61	54.00	10.39	Average
@ 5581.500	34.60	8.75	39.19	60.70	64.86	---	---	Average

Remark: The "@" means fundamental frequency, it is ignored in this section.

This test report may be reproduced in full only. The document may only be updated by Audix Technology Corp. personnel. Any changes will be noted in the Document History section of the report.

Audix Technology Corp.
No. 53-11, Dingfu, Linkou, Dist.,
New Taipei City244, Taiwan
Tel: +886 2 26099301
Fax: +886 2 26099303

Mode	802.11ax-HE160	Band	NII-2C
		Frequency	TX 5570MHz

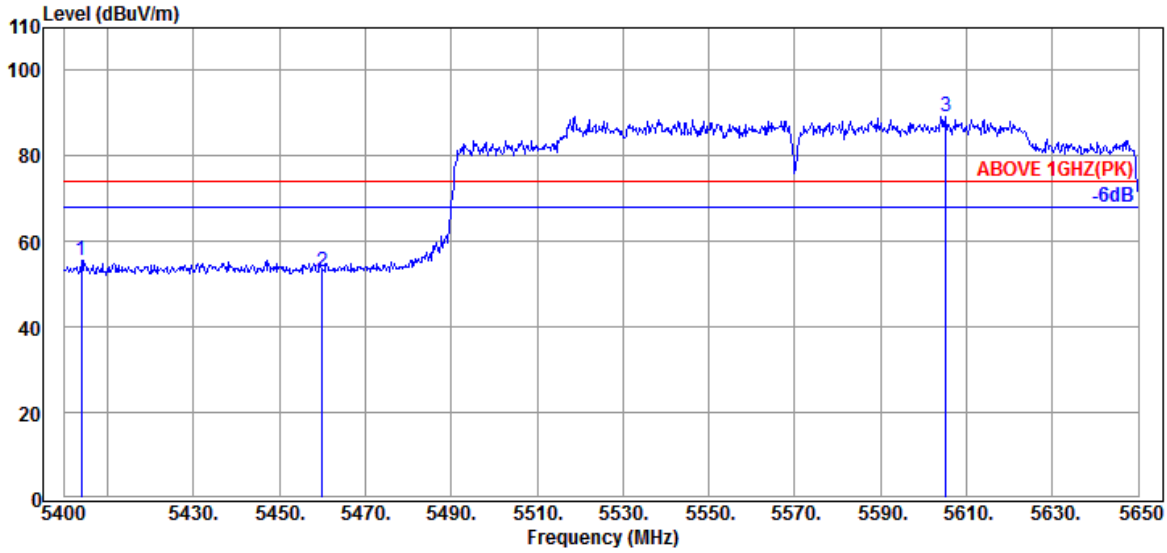

Antenna at Vertical Polarization

Emission Frequency (MHz)	Antenna Factor (dB/m)	Cable Loss (dB)	Preamp Gain (dB)	Read Level (dBμV)	Emission Level (dBμV/m)	Limits (dBμV/m)	Margin (dB)	Detector
5404.000	34.67	8.60	39.18	51.62	55.71	74.00	18.29	Peak
5460.000	34.60	8.64	39.17	48.98	53.05	74.00	20.95	Peak
@ 5605.250	34.60	8.77	39.20	85.21	89.38	---	---	Peak

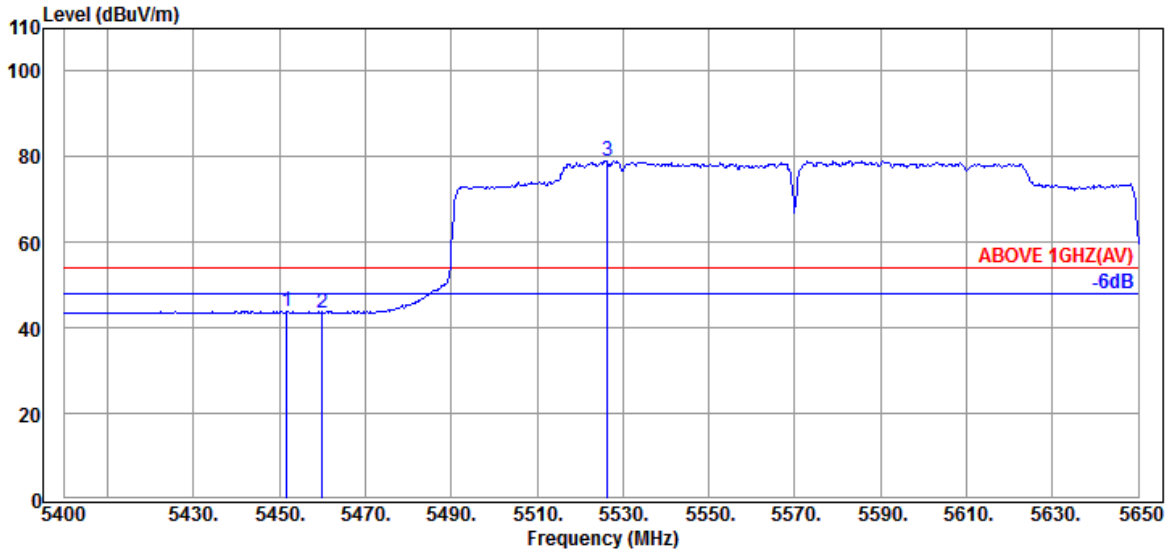

Antenna at Vertical Polarization

Emission Frequency (MHz)	Antenna Factor (dB/m)	Cable Loss (dB)	Preamp Gain (dB)	Read Level (dBμV)	Emission Level (dBμV/m)	Limits (dBμV/m)	Margin (dB)	Detector
5451.750	34.60	8.64	39.17	39.78	43.85	54.00	10.15	Average
5460.000	34.60	8.64	39.17	39.56	43.63	54.00	10.37	Average
@ 5526.500	34.53	8.70	39.18	74.95	79.00	---	---	Average

Remark: The "@" means fundamental frequency, it is ignored in this section.

This test report may be reproduced in full only. The document may only be updated by Audix Technology Corp. personnel. Any changes will be noted in the Document History section of the report.

Audix Technology Corp.
No. 53-11, Dingfu, Linkou, Dist.,
New Taipei City244, Taiwan
Tel: +886 2 26099301
Fax: +886 2 26099303

Mode	802.11ax-HE160	Band	NII-2C
		Frequency	TX 5570MHz

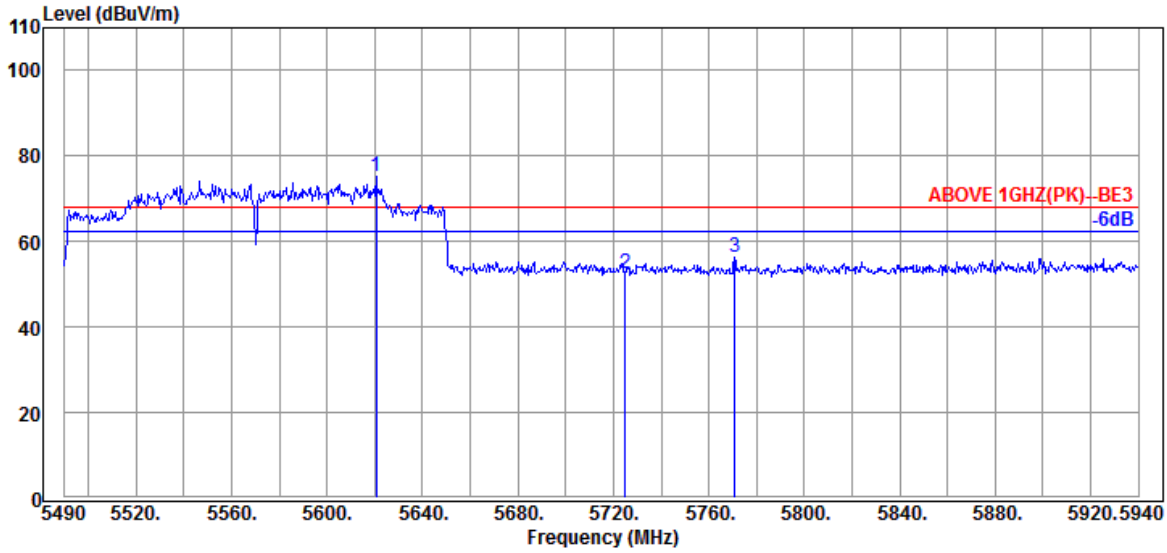

Antenna at Horizontal Polarization

Emission Frequency (MHz)	Antenna Factor (dB/m)	Cable Loss (dB)	Preamp Gain (dB)	Read Level (dBμV)	Emission Level (dBμV/m)	Limits (dBμV/m)	Margin (dB)	Detector
@ 5620.500	34.60	8.78	39.20	70.90	75.08	---	---	Peak
5724.900	34.50	8.86	39.23	48.47	52.60	68.20	15.60	Peak
5770.800	34.47	8.91	39.24	52.14	56.28	68.20	11.92	Peak

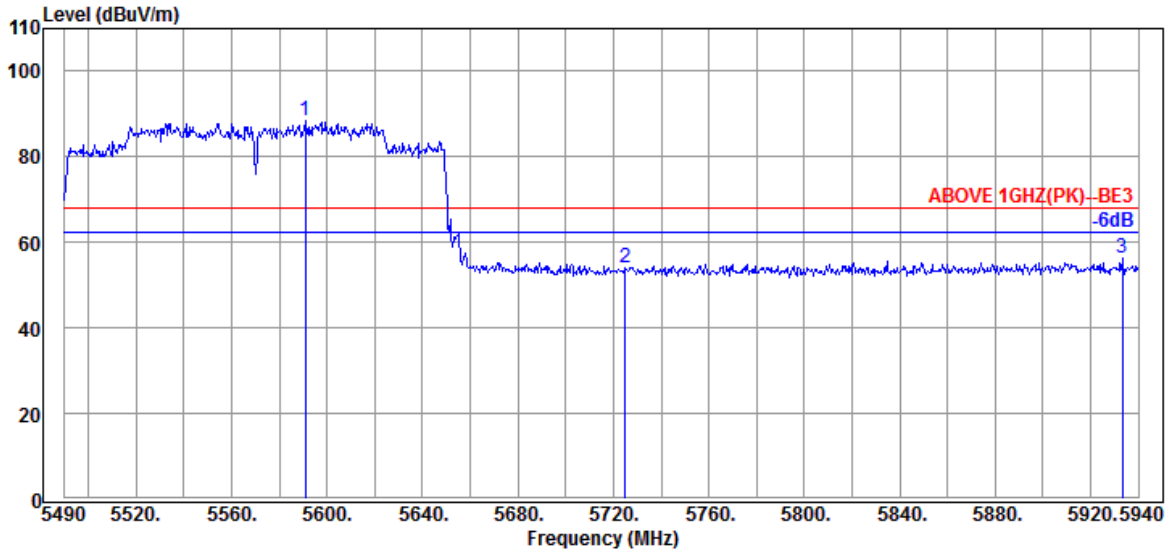

Antenna at Vertical Polarization

Emission Frequency (MHz)	Antenna Factor (dB/m)	Cable Loss (dB)	Preamp Gain (dB)	Read Level (dBμV)	Emission Level (dBμV/m)	Limits (dBμV/m)	Margin (dB)	Detector
@ 5590.800	34.60	8.75	39.19	84.47	88.63	---	---	Peak
5724.900	34.50	8.86	39.23	49.95	54.08	68.20	14.12	Peak
5933.250	34.63	9.03	39.28	51.93	56.31	68.20	11.89	Peak

Remark: The "@" means fundamental frequency, it is ignored in this section.

This test report may be reproduced in full only. The document may only be updated by Audix Technology Corp. personnel. Any changes will be noted in the Document History section of the report.

Audix Technology Corp.
No. 53-11, Dingfu, Linkou, Dist.,
New Taipei City244, Taiwan
Tel: +886 2 26099301
Fax: +886 2 26099303

Mode	802.11ax-HE20	Band	NII-I
RU Configuration	26/0	Frequency	TX 5180MHz

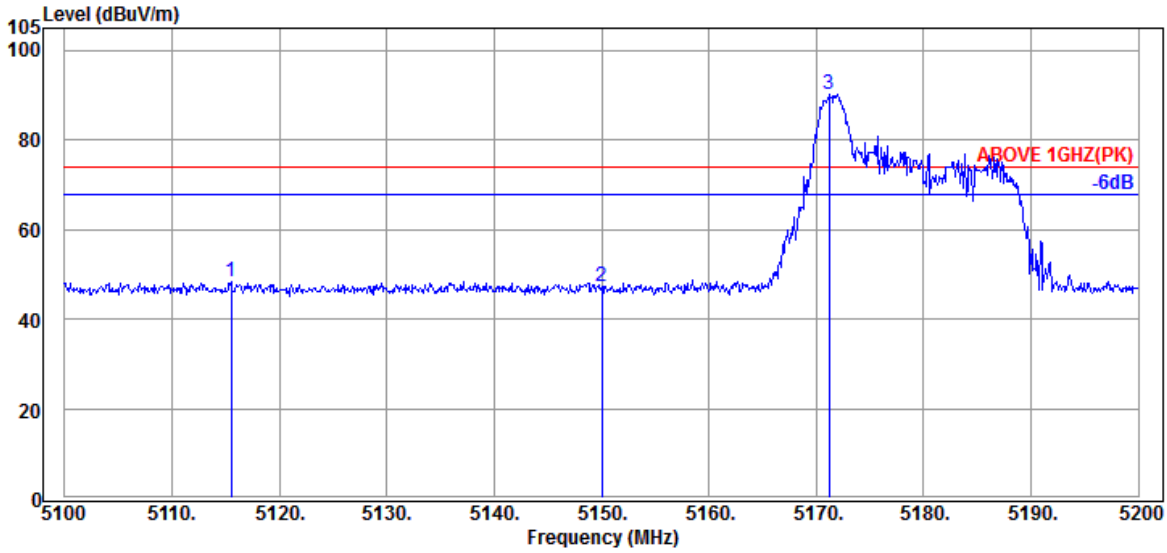

Antenna at Horizontal Polarization

	Emission Frequency (MHz)	Antenna Factor (dB/m)	Cable Loss (dB)	Preamp Gain (dB)	Read Level (dBµV)	Emission Level (dBµV/m)	Limits (dBµV/m)	Margin (dB)	Detector
	5115.500	33.97	8.36	39.22	45.38	48.49	74.00	25.51	Peak
	5150.000	34.10	8.39	39.21	43.95	47.23	74.00	26.77	Peak
@	5171.200	34.17	8.40	39.21	86.80	90.16	---	---	Peak

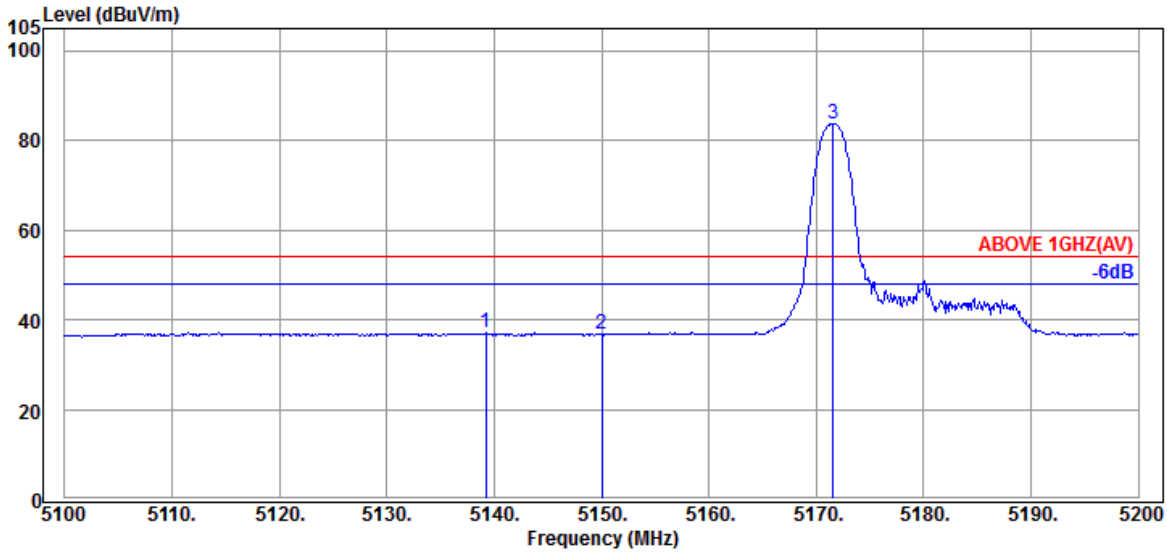

Antenna at Horizontal Polarization

	Emission Frequency (MHz)	Antenna Factor (dB/m)	Cable Loss (dB)	Preamp Gain (dB)	Read Level (dBµV)	Emission Level (dBµV/m)	Limits (dBµV/m)	Margin (dB)	Detector
	5139.200	34.03	8.37	39.21	33.90	37.09	54.00	16.91	Average
	5150.000	34.10	8.39	39.21	33.52	36.80	54.00	17.20	Average
@	5171.600	34.23	8.40	39.21	80.42	83.84	---	---	Average

Remark: The "@" means fundamental frequency, it is ignored in this section.

This test report may be reproduced in full only. The document may only be updated by Audix Technology Corp. personnel. Any changes will be noted in the Document History section of the report.

Audix Technology Corp.
No. 53-11, Dingfu, Linkou, Dist.,
New Taipei City244, Taiwan
Tel: +886 2 26099301
Fax: +886 2 26099303

Mode	802.11ax-HE20	Band	NII-I
RU Configuration	26/0	Frequency	TX 5180MHz

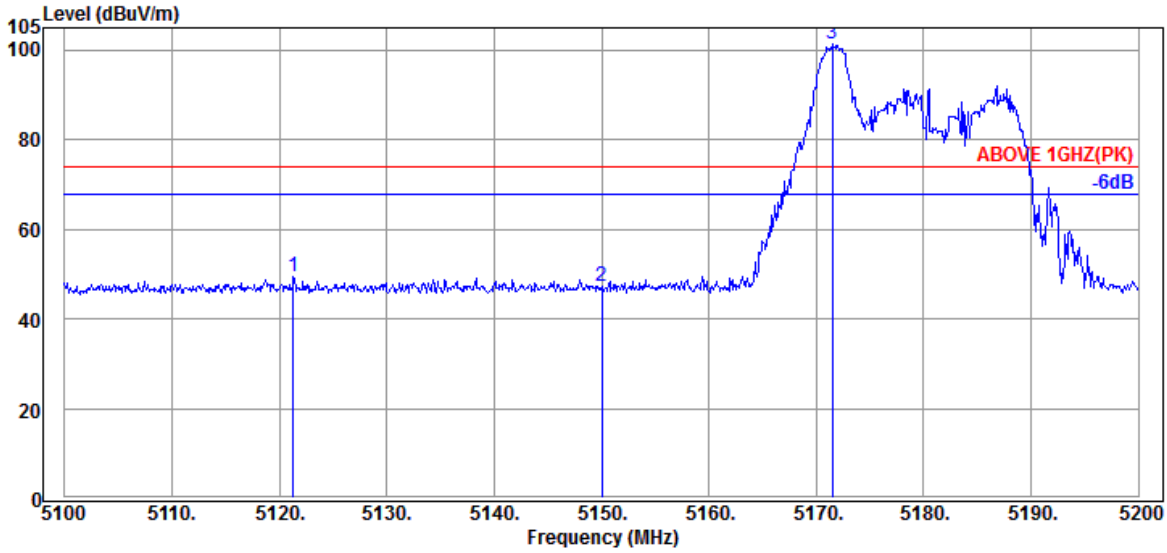

Antenna at Vertical Polarization

Emission Frequency (MHz)	Antenna Factor (dB/m)	Cable Loss (dB)	Preamp Gain (dB)	Read Level (dBμV)	Emission Level (dBμV/m)	Limits (dBμV/m)	Margin (dB)	Detector
5121.300	33.97	8.36	39.22	46.29	49.40	74.00	24.60	Peak
5150.000	34.10	8.39	39.21	44.11	47.39	74.00	26.61	Peak
@ 5171.500	34.17	8.40	39.21	97.90	101.26	---	---	Peak

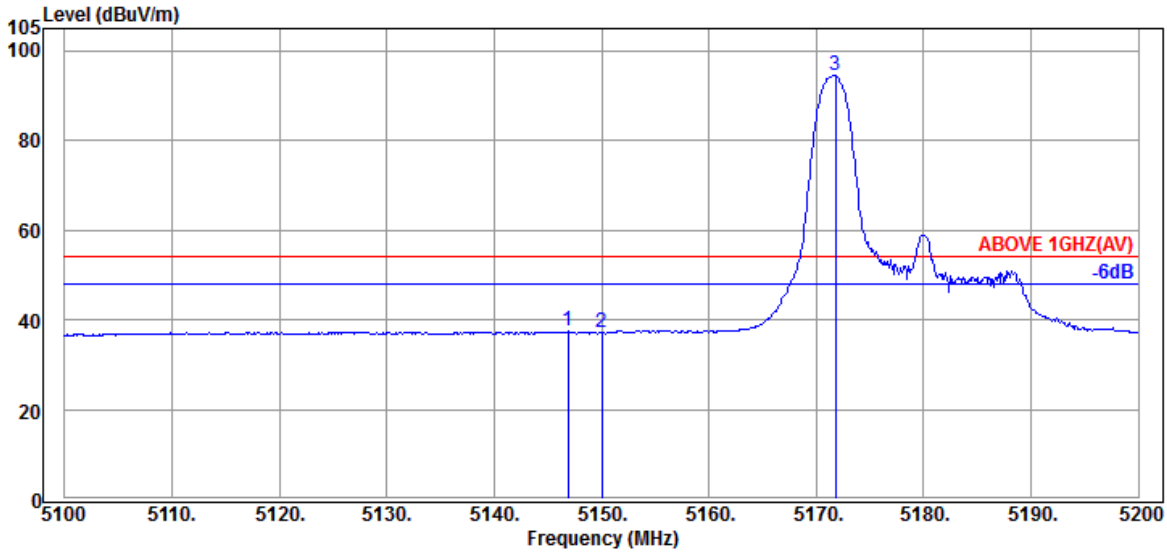

Antenna at Vertical Polarization

Emission Frequency (MHz)	Antenna Factor (dB/m)	Cable Loss (dB)	Preamp Gain (dB)	Read Level (dBμV)	Emission Level (dBμV/m)	Limits (dBμV/m)	Margin (dB)	Detector
5146.900	34.10	8.39	39.21	34.10	37.38	54.00	16.62	Average
5150.000	34.10	8.39	39.21	33.80	37.08	54.00	16.92	Average
@ 5171.800	34.23	8.40	39.21	91.25	94.67	---	---	Average

Remark: The "@" means fundamental frequency, it is ignored in this section.

This test report may be reproduced in full only. The document may only be updated by Audix Technology Corp. personnel. Any changes will be noted in the Document History section of the report.

Audix Technology Corp.
No. 53-11, Dingfu, Linkou, Dist.,
New Taipei City244, Taiwan
Tel: +886 2 26099301
Fax: +886 2 26099303

Mode	802.11ax-HE20	Band	NII-I
RU Configuration	52/37	Frequency	TX 5180MHz

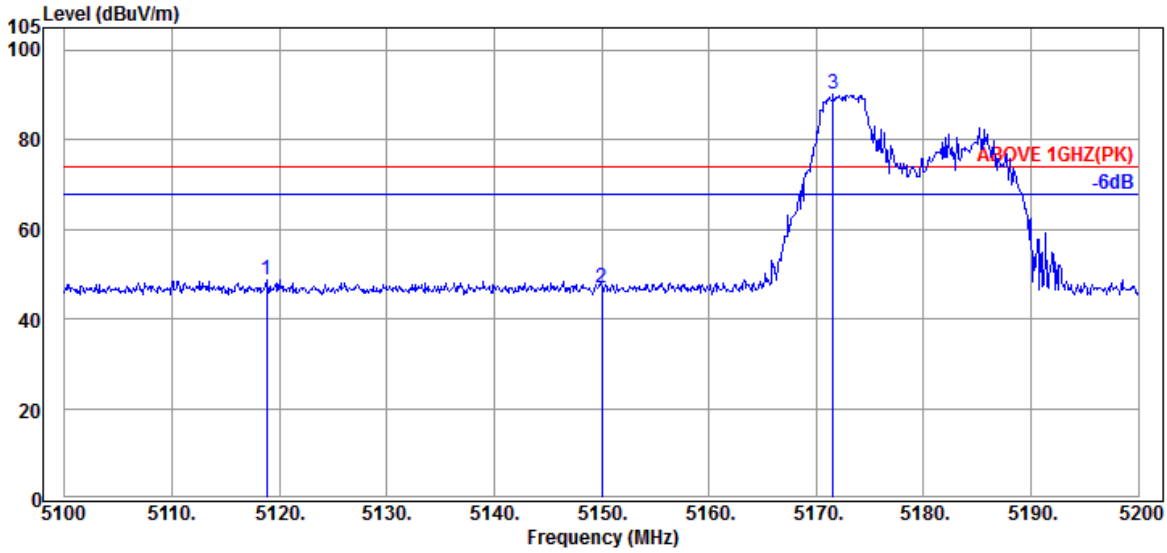

Antenna at Horizontal Polarization

Emission Frequency (MHz)	Antenna Factor (dB/m)	Cable Loss (dB)	Preamp Gain (dB)	Read Level (dBµV)	Emission Level (dBµV/m)	Limits (dBµV/m)	Margin (dB)	Detector
5118.800	33.97	8.36	39.22	45.63	48.74	74.00	25.26	Peak
5150.000	34.10	8.39	39.21	43.49	46.77	74.00	27.23	Peak
@ 5171.600	34.23	8.40	39.21	86.94	90.36	---	---	Peak

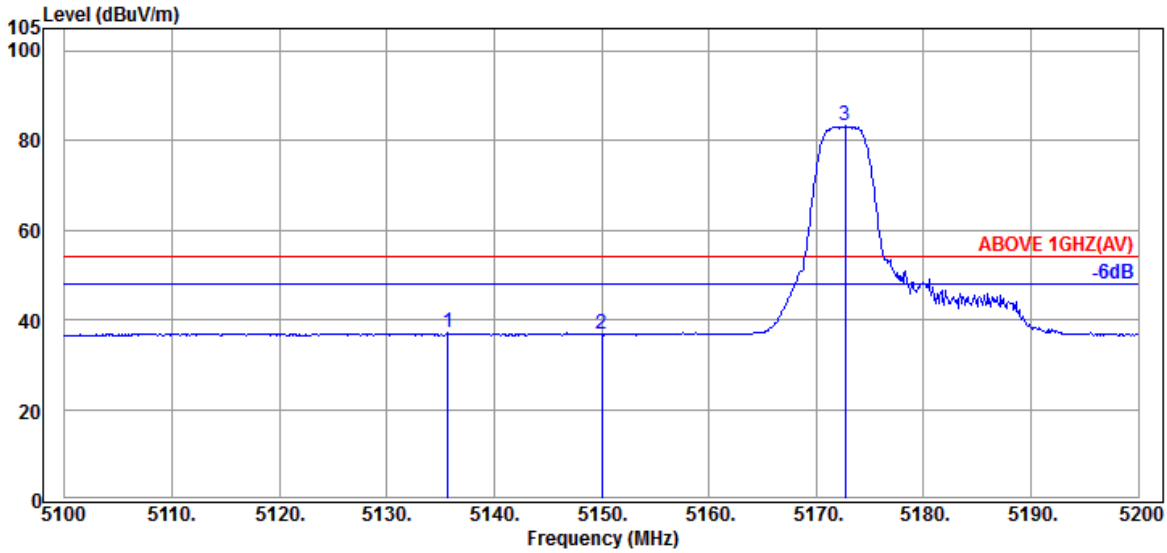

Antenna at Horizontal Polarization

Emission Frequency (MHz)	Antenna Factor (dB/m)	Cable Loss (dB)	Preamp Gain (dB)	Read Level (dBµV)	Emission Level (dBµV/m)	Limits (dBµV/m)	Margin (dB)	Detector
5135.700	34.03	8.37	39.21	33.90	37.09	54.00	16.91	Average
5150.000	34.10	8.39	39.21	33.36	36.64	54.00	17.36	Average
@ 5172.700	34.23	8.40	39.21	79.76	83.18	---	---	Average

Remark: The "@" means fundamental frequency, it is ignored in this section.

This test report may be reproduced in full only. The document may only be updated by Audix Technology Corp. personnel. Any changes will be noted in the Document History section of the report.

Audix Technology Corp.
No. 53-11, Dingfu, Linkou, Dist.,
New Taipei City244, Taiwan
Tel: +886 2 26099301
Fax: +886 2 26099303

Mode	802.11ax-HE20	Band	NII-I
RU Configuration	52/37	Frequency	TX 5180MHz

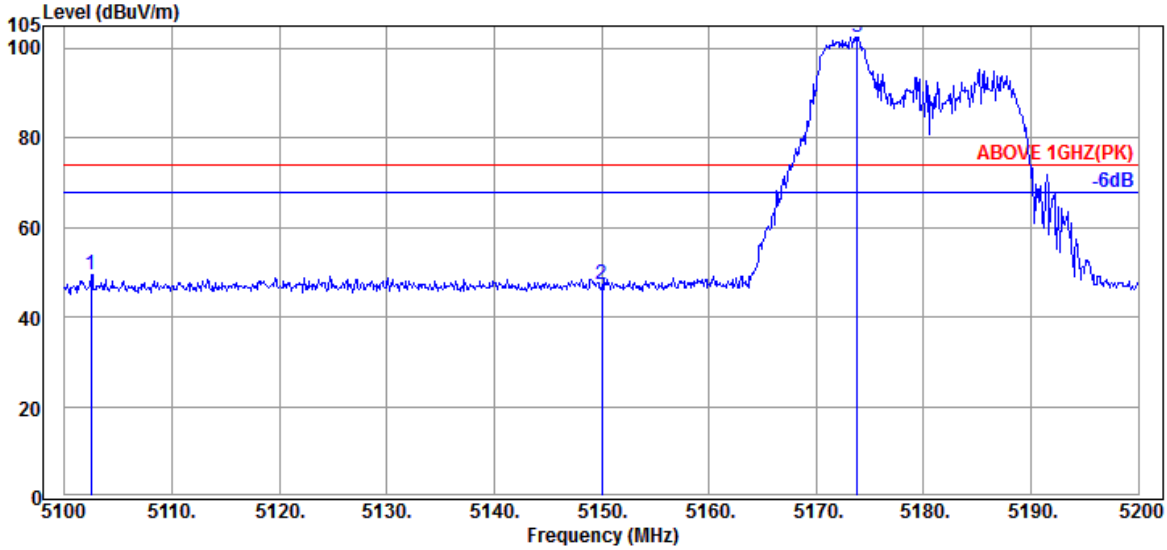

Antenna at Vertical Polarization

Emission Frequency (MHz)	Antenna Factor (dB/m)	Cable Loss (dB)	Preamp Gain (dB)	Read Level (dBμV)	Emission Level (dBμV/m)	Limits (dBμV/m)	Margin (dB)	Detector
5102.500	33.90	8.34	39.22	46.39	49.41	74.00	24.59	Peak
5150.000	34.10	8.39	39.21	43.89	47.17	74.00	26.83	Peak
@ 5173.800	34.23	8.41	39.21	99.01	102.44	---	---	Peak

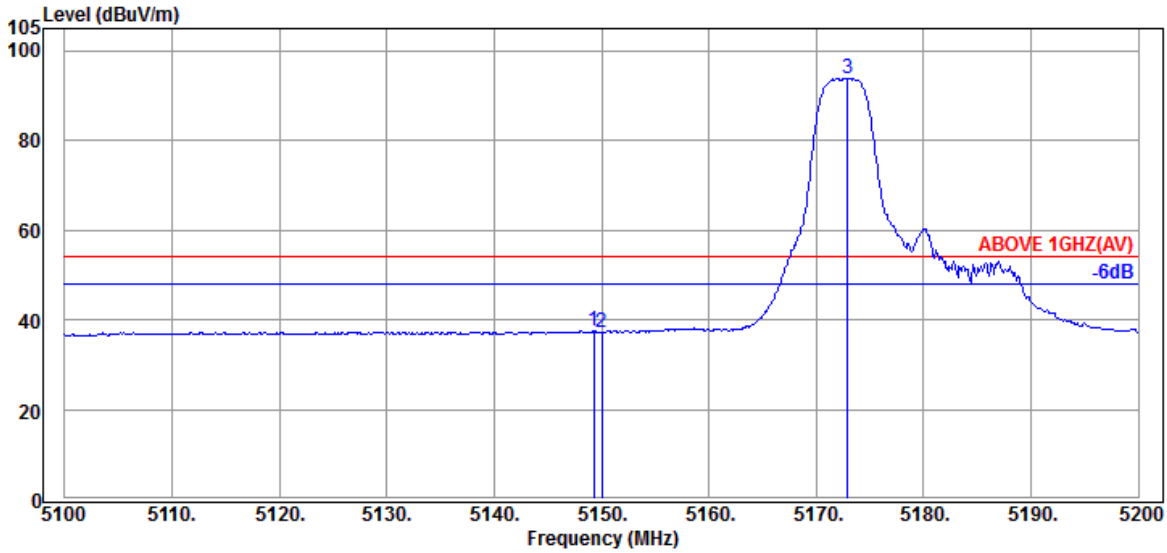

Antenna at Vertical Polarization

Emission Frequency (MHz)	Antenna Factor (dB/m)	Cable Loss (dB)	Preamp Gain (dB)	Read Level (dBμV)	Emission Level (dBμV/m)	Limits (dBμV/m)	Margin (dB)	Detector
5149.300	34.10	8.39	39.21	34.30	37.58	54.00	16.42	Average
5150.000	34.10	8.39	39.21	33.96	37.24	54.00	16.76	Average
@ 5172.900	34.23	8.40	39.21	90.38	93.80	---	---	Average

Remark: The "@" means fundamental frequency, it is ignored in this section.

This test report may be reproduced in full only. The document may only be updated by Audix Technology Corp. personnel. Any changes will be noted in the Document History section of the report.

Audix Technology Corp.
No. 53-11, Dingfu, Linkou, Dist.,
New Taipei City244, Taiwan
Tel: +886 2 26099301
Fax: +886 2 26099303

Mode	802.11ax-HE20	Band	NII-I
RU Configuration	106/53	Frequency	TX 5180MHz

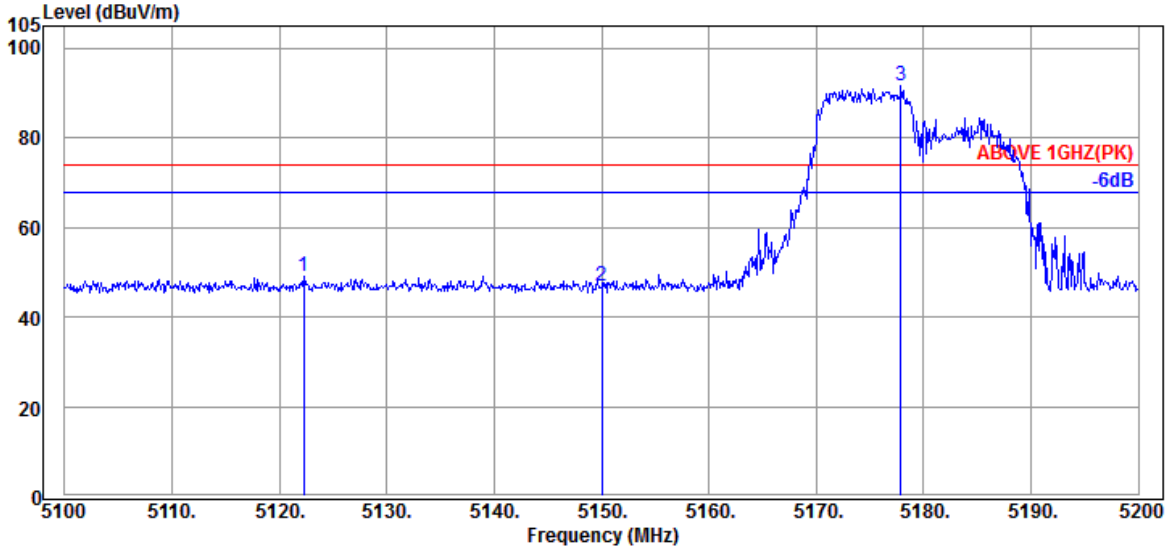

Antenna at Horizontal Polarization

	Emission Frequency (MHz)	Antenna Factor (dB/m)	Cable Loss (dB)	Preamp Gain (dB)	Read Level (dBμV)	Emission Level (dBμV/m)	Limits (dBμV/m)	Margin (dB)	Detector
	5122.300	33.97	8.36	39.22	45.84	48.95	74.00	25.05	Peak
	5150.000	34.10	8.39	39.21	43.50	46.78	74.00	27.22	Peak
@	5177.900	34.23	8.41	39.21	88.26	91.69	---	---	Peak

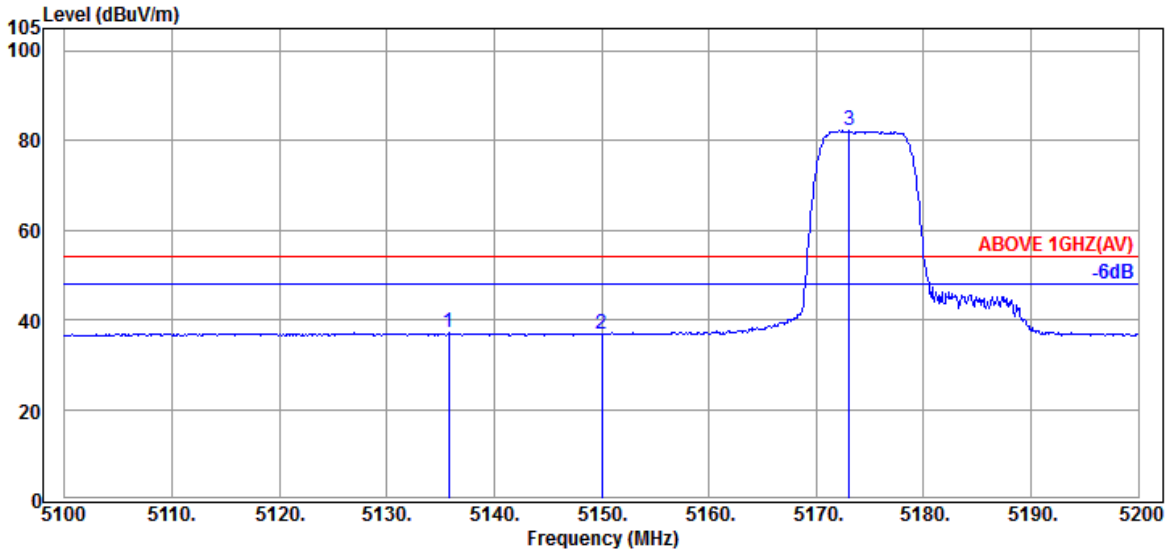

Antenna at Horizontal Polarization

	Emission Frequency (MHz)	Antenna Factor (dB/m)	Cable Loss (dB)	Preamp Gain (dB)	Read Level (dBμV)	Emission Level (dBμV/m)	Limits (dBμV/m)	Margin (dB)	Detector
	5135.800	34.03	8.37	39.21	33.82	37.01	54.00	16.99	Average
	5150.000	34.10	8.39	39.21	33.53	36.81	54.00	17.19	Average
@	5173.100	34.23	8.40	39.21	78.81	82.23	---	---	Average

Remark: The "@" means fundamental frequency, it is ignored in this section.

This test report may be reproduced in full only. The document may only be updated by Audix Technology Corp. personnel. Any changes will be noted in the Document History section of the report.

Audix Technology Corp.
No. 53-11, Dingfu, Linkou, Dist.,
New Taipei City244, Taiwan

Tel: +886 2 26099301
Fax: +886 2 26099303

Mode	802.11ax-HE20	Band	NII-I
RU Configuration	106/53	Frequency	TX 5180MHz

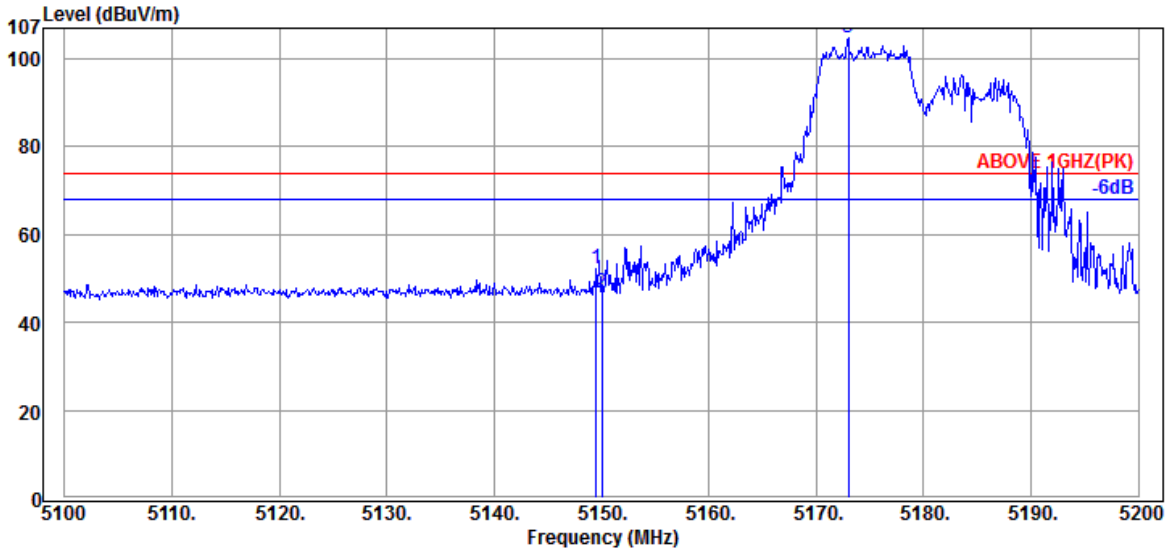

Antenna at Vertical Polarization

	Emission Frequency (MHz)	Antenna Factor (dB/m)	Cable Loss (dB)	Preamp Gain (dB)	Read Level (dBμV)	Emission Level (dBμV/m)	Limits (dBμV/m)	Margin (dB)	Detector
	5149.500	34.10	8.39	39.21	48.98	52.26	74.00	21.74	Peak
	5150.000	34.10	8.39	39.21	43.44	46.72	74.00	27.28	Peak
@	5173.000	34.23	8.40	39.21	101.25	104.67	---	---	Peak

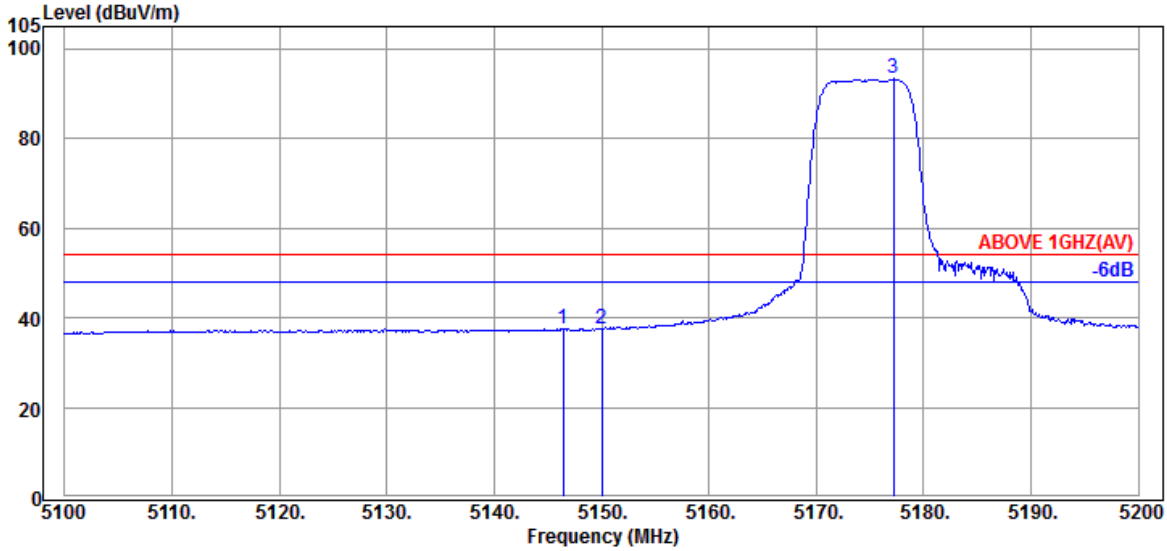

Antenna at Vertical Polarization

	Emission Frequency (MHz)	Antenna Factor (dB/m)	Cable Loss (dB)	Preamp Gain (dB)	Read Level (dBμV)	Emission Level (dBμV/m)	Limits (dBμV/m)	Margin (dB)	Detector
	5146.400	34.10	8.39	39.21	34.27	37.55	54.00	16.45	Average
	5150.000	34.10	8.39	39.21	34.24	37.52	54.00	16.48	Average
@	5177.200	34.23	8.41	39.21	89.85	93.28	---	---	Average

Remark: The "@" means fundamental frequency, it is ignored in this section.

This test report may be reproduced in full only. The document may only be updated by Audix Technology Corp. personnel. Any changes will be noted in the Document History section of the report.

Audix Technology Corp.
No. 53-11, Dingfu, Linkou, Dist.,
New Taipei City244, Taiwan
Tel: +886 2 26099301
Fax: +886 2 26099303

Mode	802.11ax-HE20	Band	NII-2A
RU Configuration	26/8	Frequency	TX 5320MHz

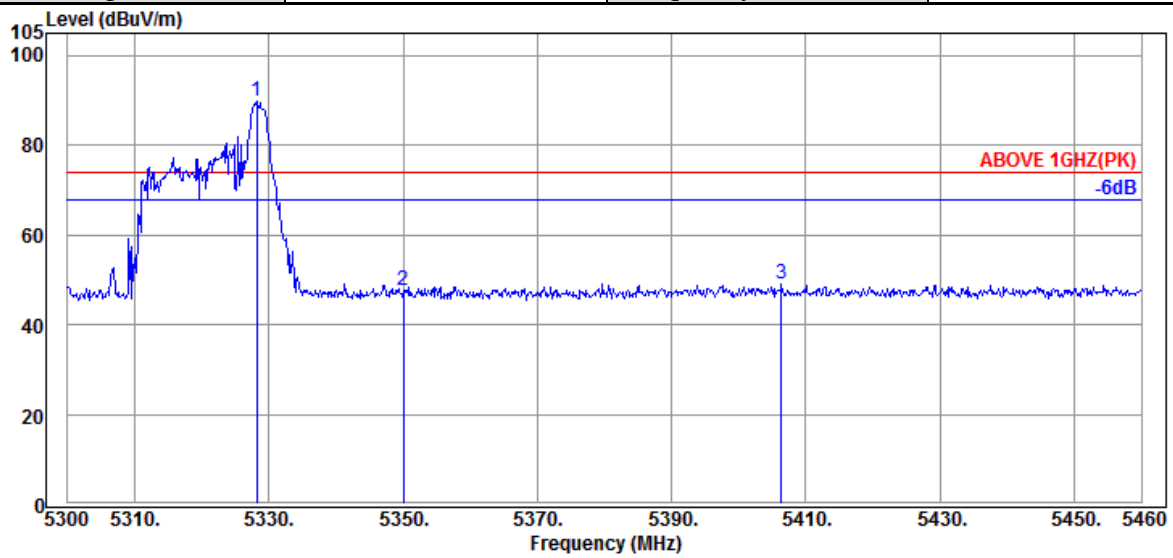

Antenna at Horizontal Polarization

Emission Frequency (MHz)	Antenna Factor (dB/m)	Cable Loss (dB)	Preamp Gain (dB)	Read Level (dBµV)	Emission Level (dBµV/m)	Limits (dBµV/m)	Margin (dB)	Detector
@ 5328.160	34.57	8.54	39.19	86.05	89.97	---	---	Peak
5350.080	34.60	8.56	39.19	43.50	47.47	74.00	26.53	Peak
5406.400	34.67	8.60	39.18	45.07	49.16	74.00	24.84	Peak

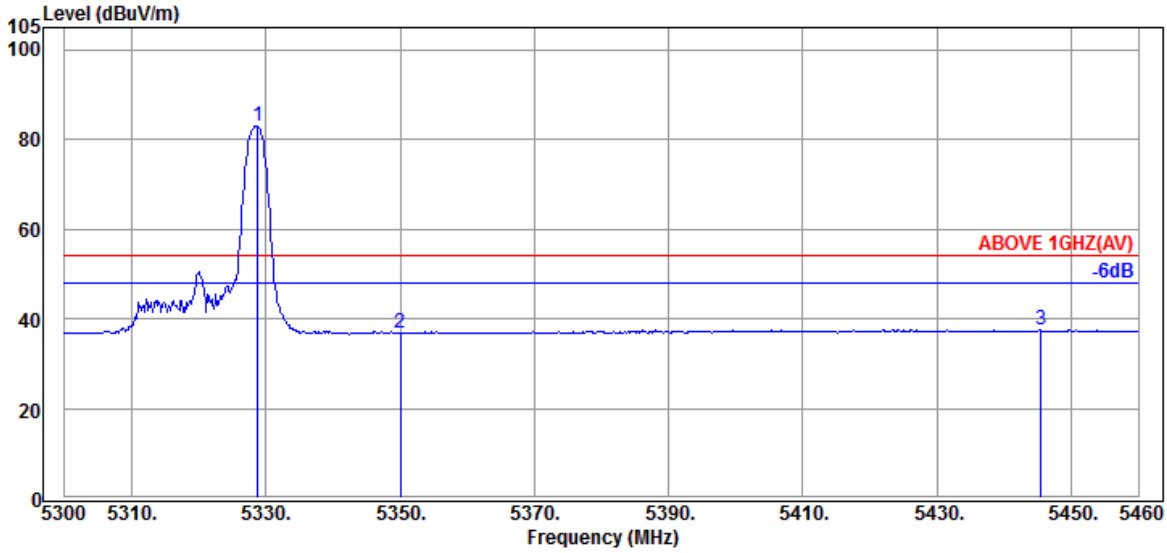

Antenna at Horizontal Polarization

Emission Frequency (MHz)	Antenna Factor (dB/m)	Cable Loss (dB)	Preamp Gain (dB)	Read Level (dBµV)	Emission Level (dBµV/m)	Limits (dBµV/m)	Margin (dB)	Detector
@ 5328.800	34.57	8.54	39.19	79.10	83.02	---	---	Average
5350.080	34.60	8.56	39.19	32.91	36.88	54.00	17.12	Average
5445.440	34.62	8.63	39.18	33.50	37.57	54.00	16.43	Average

Remark: The "@" means fundamental frequency, it is ignored in this section.

This test report may be reproduced in full only. The document may only be updated by Audix Technology Corp. personnel. Any changes will be noted in the Document History section of the report.

Audix Technology Corp.
No. 53-11, Dingfu, Linkou, Dist.,
New Taipei City244, Taiwan

Tel: +886 2 26099301
Fax: +886 2 26099303

Mode	802.11ax-HE20	Band	NII-2A
RU Configuration	26/8	Frequency	TX 5320MHz

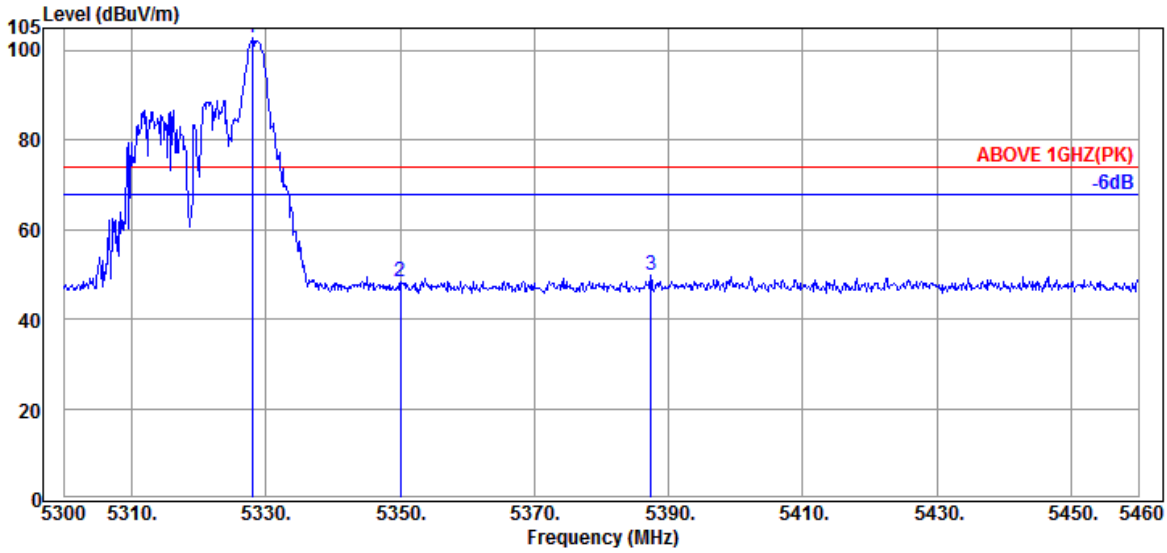

Antenna at Vertical Polarization

Emission Frequency (MHz)	Antenna Factor (dB/m)	Cable Loss (dB)	Preamp Gain (dB)	Read Level (dBμV)	Emission Level (dBμV/m)	Limits (dBμV/m)	Margin (dB)	Detector
@ 5328.000	34.57	8.54	39.19	99.00	102.92	---	---	Peak
5350.080	34.60	8.56	39.19	44.23	48.20	74.00	25.80	Peak
5387.360	34.70	8.58	39.18	45.63	49.73	74.00	24.27	Peak

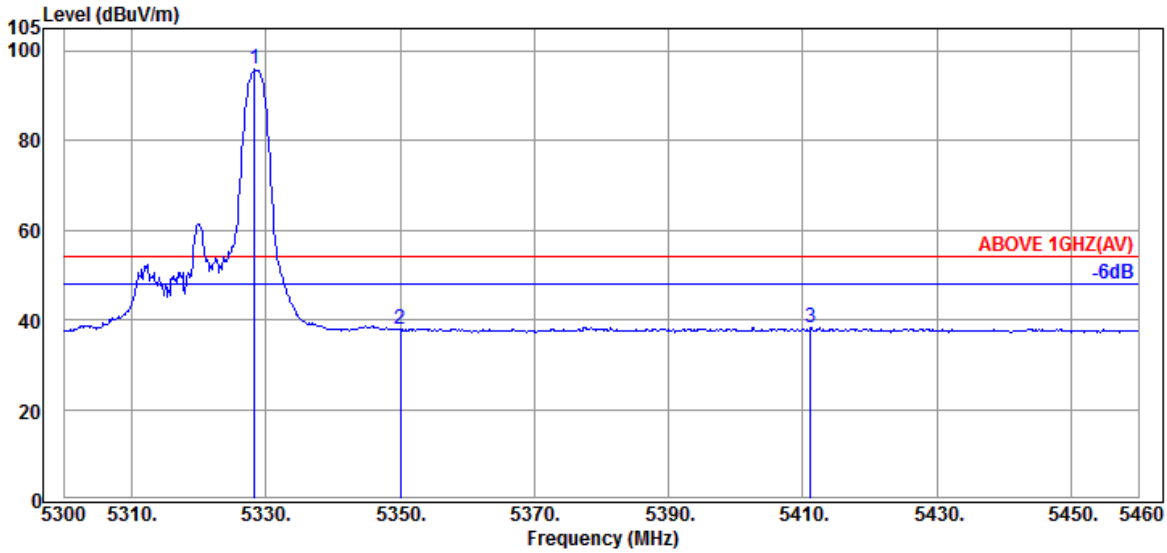

Antenna at Vertical Polarization

Emission Frequency (MHz)	Antenna Factor (dB/m)	Cable Loss (dB)	Preamp Gain (dB)	Read Level (dBμV)	Emission Level (dBμV/m)	Limits (dBμV/m)	Margin (dB)	Detector
@ 5328.320	34.57	8.54	39.19	91.89	95.81	---	---	Average
5350.080	34.60	8.56	39.19	34.04	38.01	54.00	15.99	Average
5411.200	34.67	8.60	39.18	34.15	38.24	54.00	15.76	Average

Remark: The "@" means fundamental frequency, it is ignored in this section.

This test report may be reproduced in full only. The document may only be updated by Audix Technology Corp. personnel. Any changes will be noted in the Document History section of the report.

Audix Technology Corp.
No. 53-11, Dingfu, Linkou, Dist.,
New Taipei City244, Taiwan
Tel: +886 2 26099301
Fax: +886 2 26099303

Mode	802.11ax-HE20	Band	NII-2A
RU Configuration	52/40	Frequency	TX 5320MHz

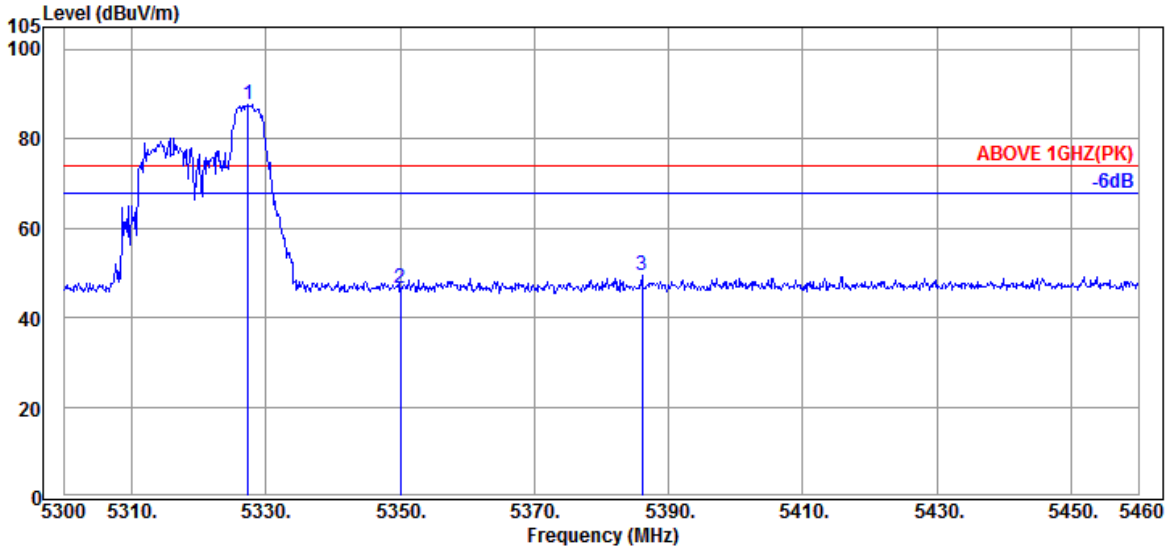

Antenna at Horizontal Polarization

Emission Frequency (MHz)	Antenna Factor (dB/m)	Cable Loss (dB)	Preamp Gain (dB)	Read Level (dBμV)	Emission Level (dBμV/m)	Limits (dBμV/m)	Margin (dB)	Detector
@ 5327.360	34.57	8.54	39.19	83.90	87.82	---	---	Peak
5350.080	34.60	8.56	39.19	42.68	46.65	74.00	27.35	Peak
5386.080	34.70	8.58	39.18	45.25	49.35	74.00	24.65	Peak

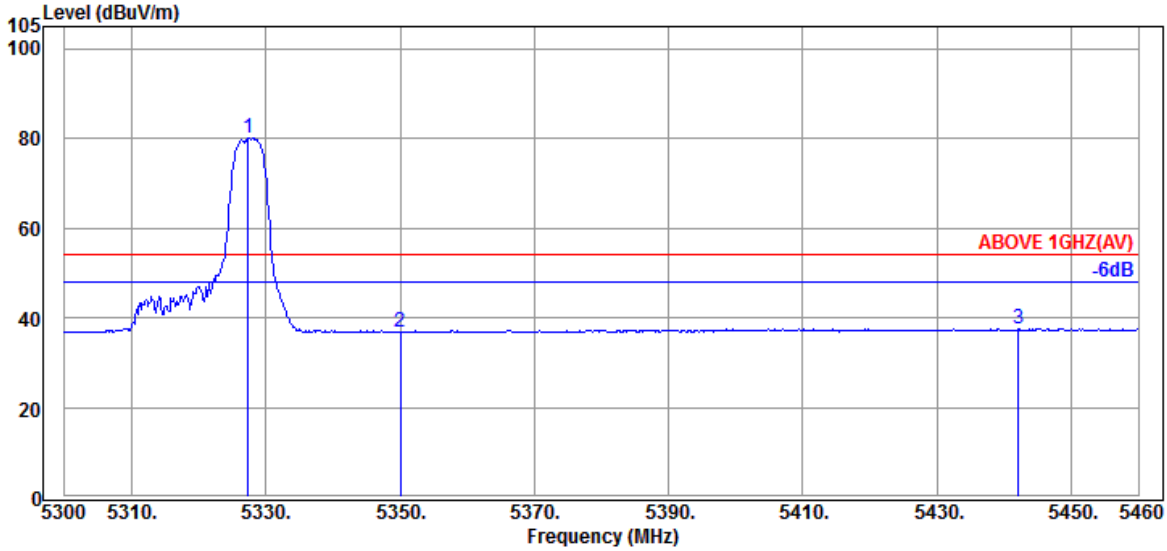

Antenna at Horizontal Polarization

Emission Frequency (MHz)	Antenna Factor (dB/m)	Cable Loss (dB)	Preamp Gain (dB)	Read Level (dBμV)	Emission Level (dBμV/m)	Limits (dBμV/m)	Margin (dB)	Detector
@ 5327.360	34.57	8.54	39.19	76.21	80.13	---	---	Average
5350.080	34.60	8.56	39.19	32.91	36.88	54.00	17.12	Average
5442.080	34.62	8.63	39.18	33.50	37.57	54.00	16.43	Average

Remark: The "@" means fundamental frequency, it is ignored in this section.

This test report may be reproduced in full only. The document may only be updated by Audix Technology Corp. personnel. Any changes will be noted in the Document History section of the report.

Audix Technology Corp.
No. 53-11, Dingfu, Linkou, Dist.,
New Taipei City244, Taiwan

Tel: +886 2 26099301
Fax: +886 2 26099303

Mode	802.11ax-HE20	Band	NII-2A
RU Configuration	52/40	Frequency	TX 5320MHz

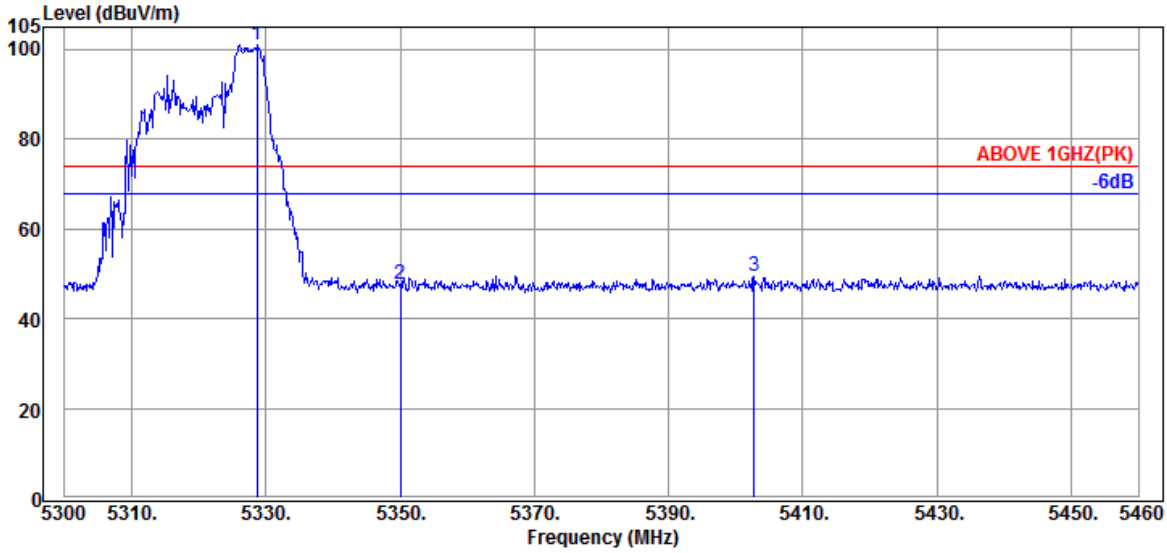

Antenna at Vertical Polarization

Emission Frequency (MHz)	Antenna Factor (dB/m)	Cable Loss (dB)	Preamp Gain (dB)	Read Level (dBμV)	Emission Level (dBμV/m)	Limits (dBμV/m)	Margin (dB)	Detector
@ 5328.640	34.57	8.54	39.19	96.94	100.86	---	---	Peak
5350.080	34.60	8.56	39.19	43.50	47.47	74.00	26.53	Peak
5402.720	34.67	8.60	39.18	45.45	49.54	74.00	24.46	Peak

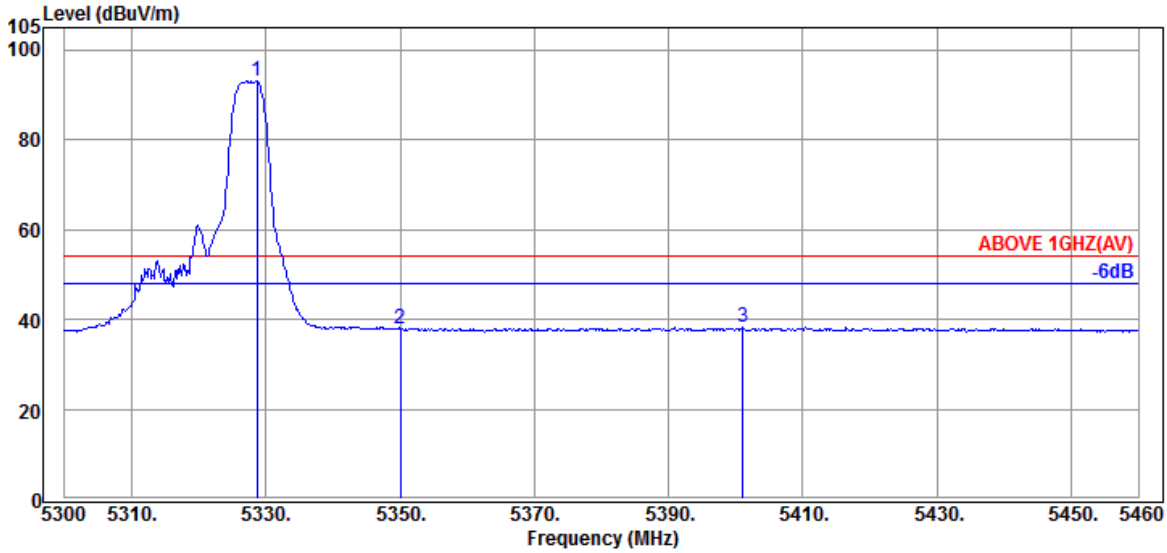

Antenna at Vertical Polarization

Emission Frequency (MHz)	Antenna Factor (dB/m)	Cable Loss (dB)	Preamp Gain (dB)	Read Level (dBμV)	Emission Level (dBμV/m)	Limits (dBμV/m)	Margin (dB)	Detector
@ 5328.640	34.57	8.54	39.19	89.11	93.03	---	---	Average
5350.080	34.60	8.56	39.19	34.04	38.01	54.00	15.99	Average
5401.120	34.67	8.60	39.18	34.01	38.10	54.00	15.90	Average

Remark: The "@" means fundamental frequency, it is ignored in this section.

This test report may be reproduced in full only. The document may only be updated by Audix Technology Corp. personnel. Any changes will be noted in the Document History section of the report.

Audix Technology Corp.
No. 53-11, Dingfu, Linkou, Dist.,
New Taipei City244, Taiwan

Tel: +886 2 26099301
Fax: +886 2 26099303

Mode	802.11ax-HE20	Band	NII-2A
RU Configuration	106/54	Frequency	TX 5320MHz

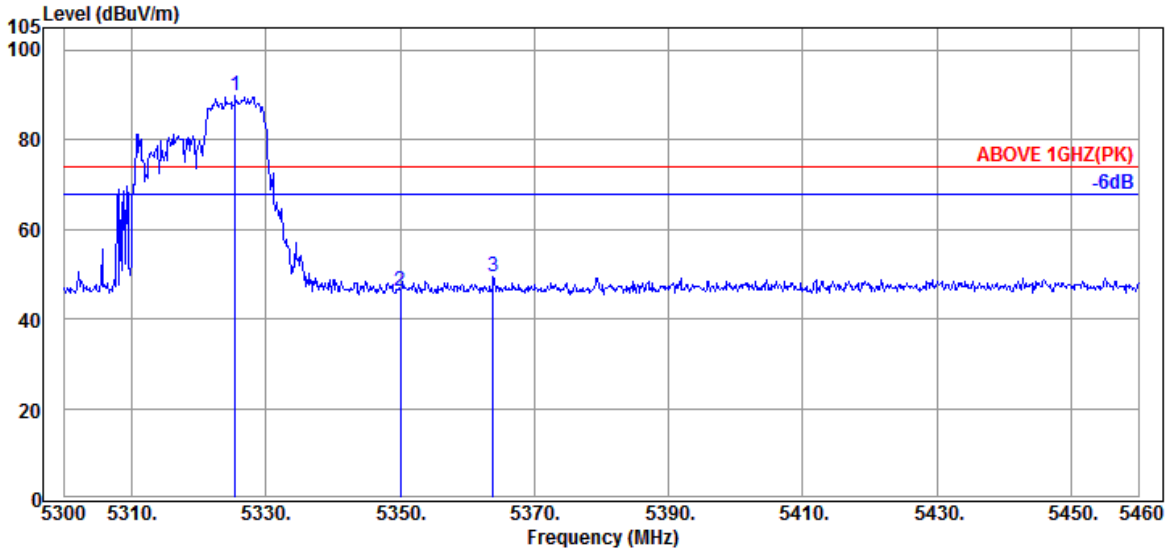

Antenna at Horizontal Polarization

Emission Frequency (MHz)	Antenna Factor (dB/m)	Cable Loss (dB)	Preamp Gain (dB)	Read Level (dBμV)	Emission Level (dBμV/m)	Limits (dBμV/m)	Margin (dB)	Detector
@ 5325.440	34.57	8.53	39.19	86.00	89.91	---	---	Peak
5350.080	34.60	8.56	39.19	42.17	46.14	74.00	27.86	Peak
5363.840	34.63	8.57	39.18	45.40	49.42	74.00	24.58	Peak

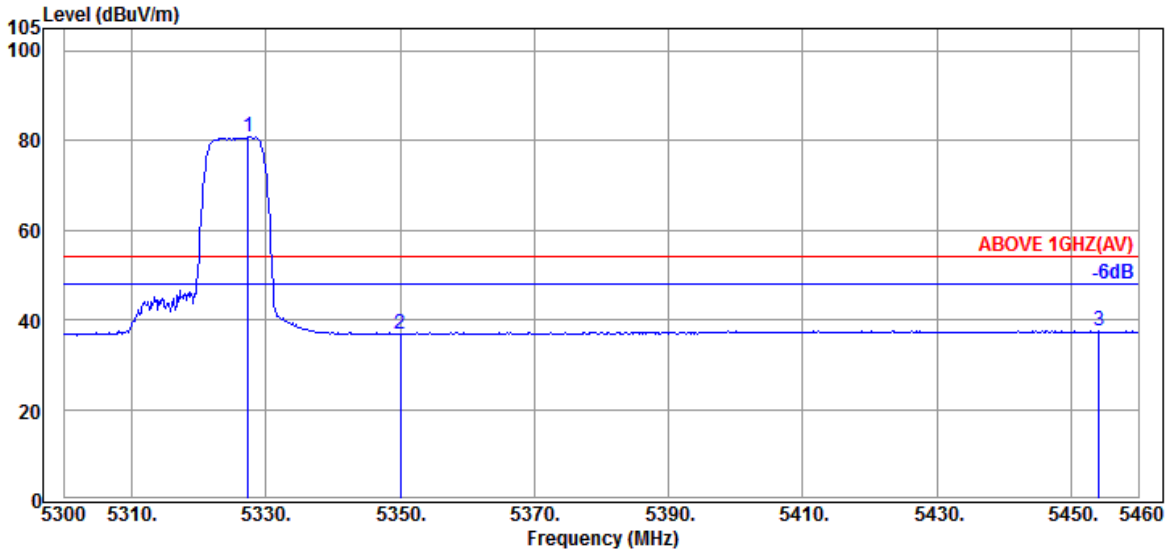

Antenna at Horizontal Polarization

Emission Frequency (MHz)	Antenna Factor (dB/m)	Cable Loss (dB)	Preamp Gain (dB)	Read Level (dBμV)	Emission Level (dBμV/m)	Limits (dBμV/m)	Margin (dB)	Detector
@ 5327.360	34.57	8.54	39.19	76.95	80.87	---	---	Average
5350.080	34.60	8.56	39.19	32.77	36.74	54.00	17.26	Average
5454.080	34.60	8.64	39.17	33.41	37.48	54.00	16.52	Average

Remark: The "@" means fundamental frequency, it is ignored in this section.

This test report may be reproduced in full only. The document may only be updated by Audix Technology Corp. personnel. Any changes will be noted in the Document History section of the report.

Audix Technology Corp.
No. 53-11, Dingfu, Linkou, Dist.,
New Taipei City244, Taiwan
Tel: +886 2 26099301
Fax: +886 2 26099303

Mode	802.11ax-HE20	Band	NII-2A
RU Configuration	106/54	Frequency	TX 5320MHz

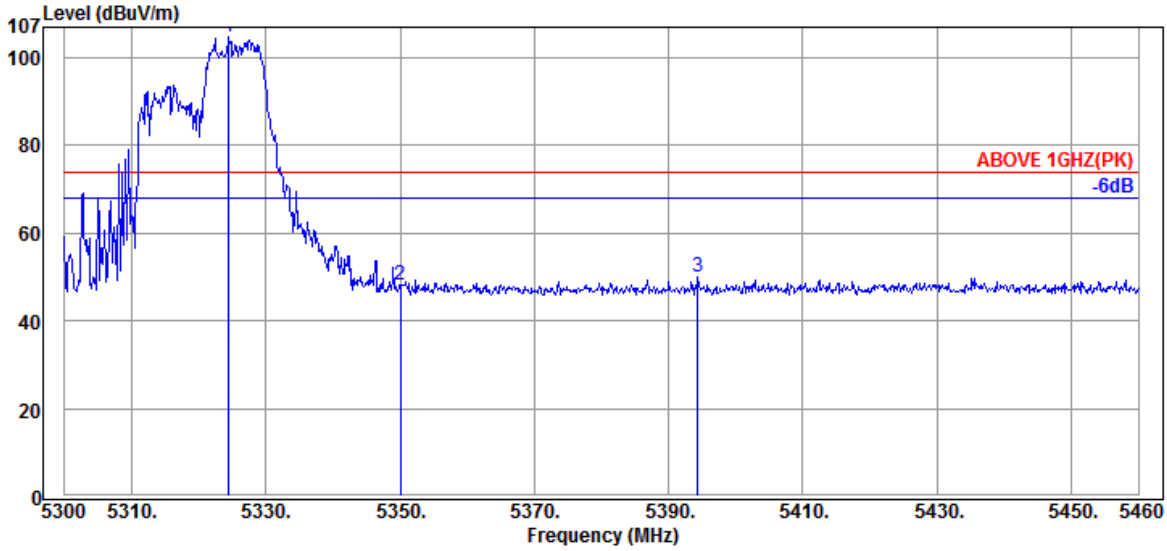

Antenna at Vertical Polarization

Emission Frequency (MHz)	Antenna Factor (dB/m)	Cable Loss (dB)	Preamp Gain (dB)	Read Level (dBμV)	Emission Level (dBμV/m)	Limits (dBμV/m)	Margin (dB)	Detector
@ 5324.480	34.57	8.53	39.19	100.75	104.66	---	---	Peak
5350.080	34.60	8.56	39.19	44.17	48.14	74.00	25.86	Peak
5394.400	34.70	8.58	39.18	45.83	49.93	74.00	24.07	Peak

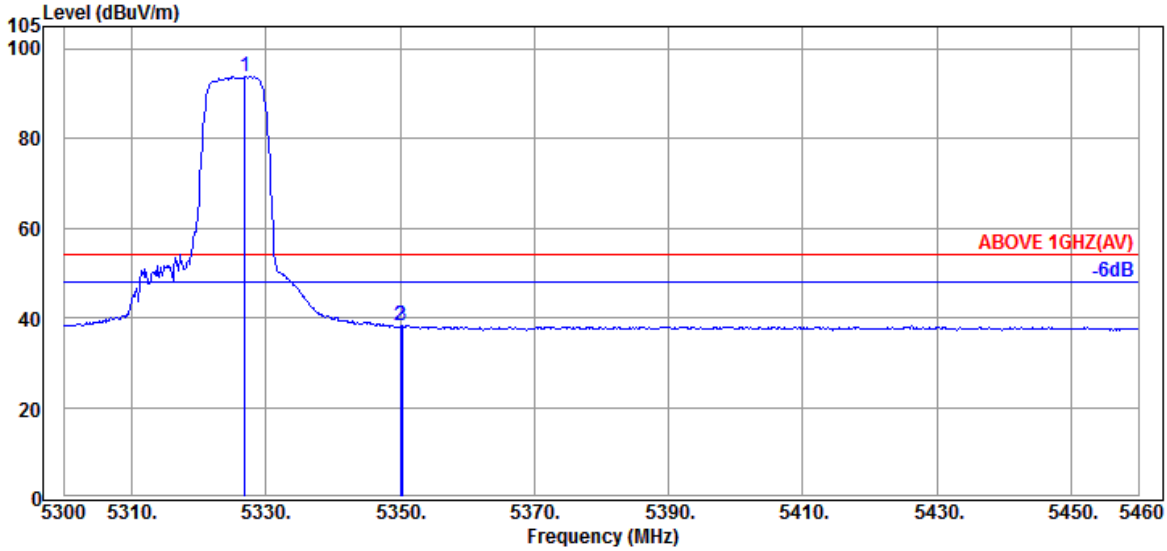

Antenna at Vertical Polarization

Emission Frequency (MHz)	Antenna Factor (dB/m)	Cable Loss (dB)	Preamp Gain (dB)	Read Level (dBμV)	Emission Level (dBμV/m)	Limits (dBμV/m)	Margin (dB)	Detector
@ 5326.880	34.57	8.54	39.19	89.80	93.72	---	---	Average
5350.080	34.60	8.56	39.19	34.26	38.23	54.00	15.77	Average
5350.240	34.60	8.56	39.19	34.38	38.35	54.00	15.65	Average

Remark: The "@" means fundamental frequency, it is ignored in this section.

This test report may be reproduced in full only. The document may only be updated by Audix Technology Corp. personnel. Any changes will be noted in the Document History section of the report.

Audix Technology Corp.
No. 53-11, Dingfu, Linkou, Dist.,
New Taipei City244, Taiwan

Tel: +886 2 26099301
Fax: +886 2 26099303

Mode	802.11ax-HE20	Band	NII-2C
RU Configuration	26/0	Frequency	TX 5500MHz

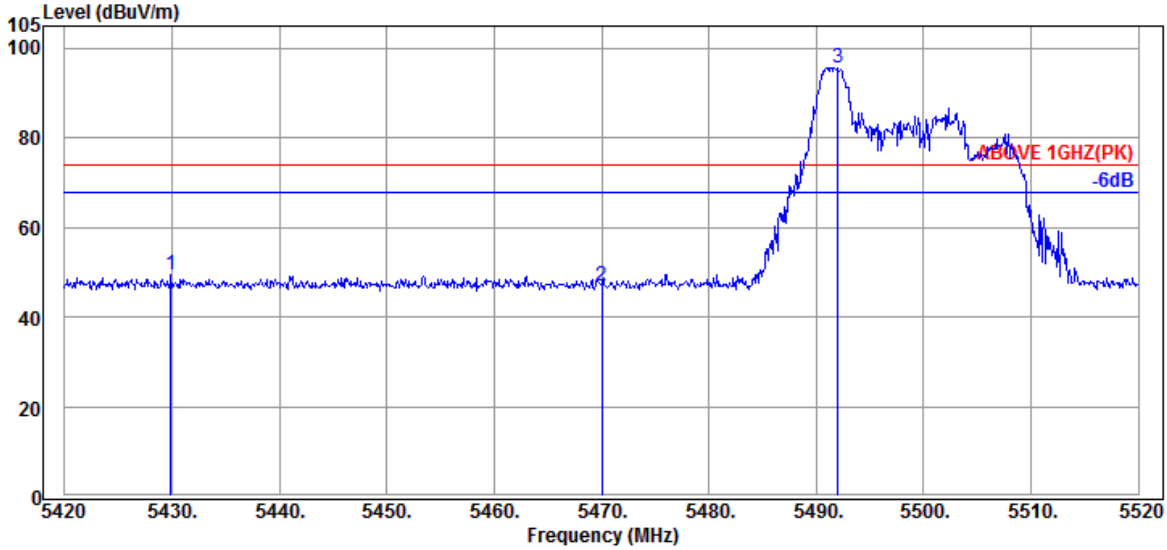

Antenna at Horizontal Polarization

Emission Frequency (MHz)	Antenna Factor (dB/m)	Cable Loss (dB)	Preamp Gain (dB)	Read Level (dBμV)	Emission Level (dBμV/m)	Limits (dBμV/m)	Margin (dB)	Detector
5429.900	34.65	8.63	39.18	45.29	49.39	74.00	24.61	Peak
5470.000	34.57	8.65	39.17	42.73	46.78	74.00	27.22	Peak
@ 5492.000	34.53	8.67	39.17	91.71	95.74	---	---	Peak

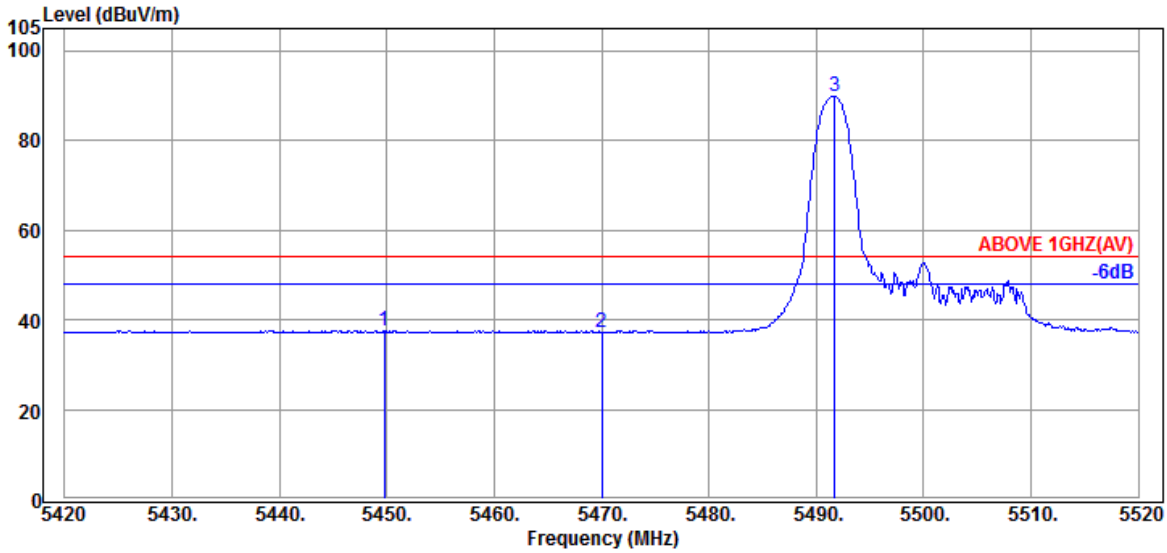

Antenna at Horizontal Polarization

Emission Frequency (MHz)	Antenna Factor (dB/m)	Cable Loss (dB)	Preamp Gain (dB)	Read Level (dBμV)	Emission Level (dBμV/m)	Limits (dBμV/m)	Margin (dB)	Detector
5449.800	34.60	8.64	39.18	33.55	37.61	54.00	16.39	Average
5470.000	34.57	8.65	39.17	33.17	37.22	54.00	16.78	Average
@ 5491.700	34.53	8.67	39.17	85.93	89.96	---	---	Average

Remark: The "@" means fundamental frequency, it is ignored in this section.

This test report may be reproduced in full only. The document may only be updated by Audix Technology Corp. personnel. Any changes will be noted in the Document History section of the report.

Audix Technology Corp.
No. 53-11, Dingfu, Linkou, Dist.,
New Taipei City244, Taiwan
Tel: +886 2 26099301
Fax: +886 2 26099303

Mode	802.11ax-HE20	Band	NII-2C
RU Configuration	26/0	Frequency	TX 5500MHz

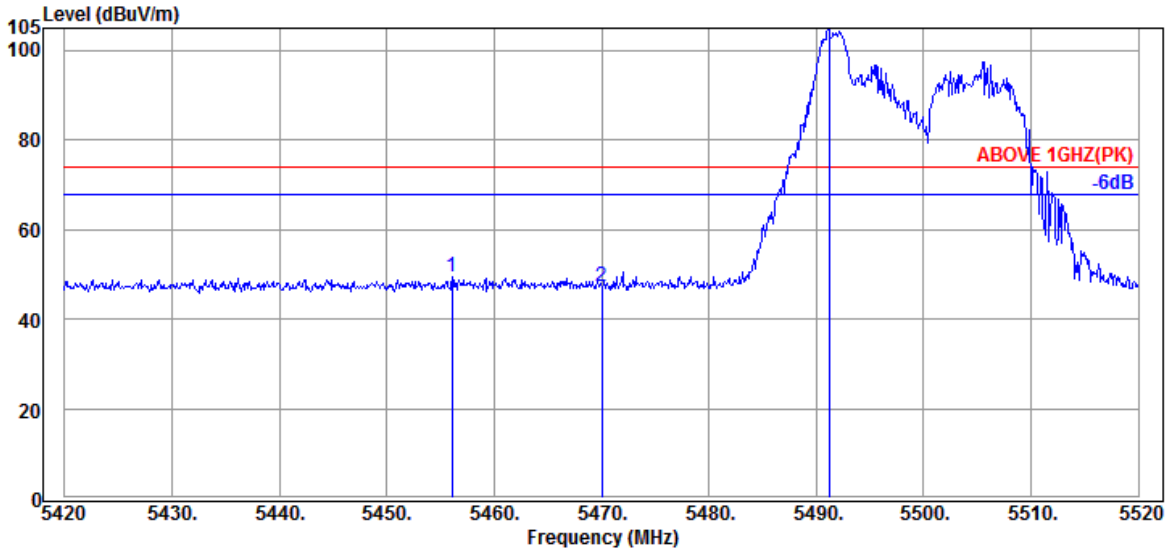

Antenna at Vertical Polarization

Emission Frequency (MHz)	Antenna Factor (dB/m)	Cable Loss (dB)	Preamp Gain (dB)	Read Level (dBμV)	Emission Level (dBμV/m)	Limits (dBμV/m)	Margin (dB)	Detector
5456.100	34.60	8.64	39.17	45.20	49.27	74.00	24.73	Peak
5470.000	34.57	8.65	39.17	43.39	47.44	74.00	26.56	Peak
@ 5491.200	34.53	8.67	39.17	100.81	104.84	---	---	Peak

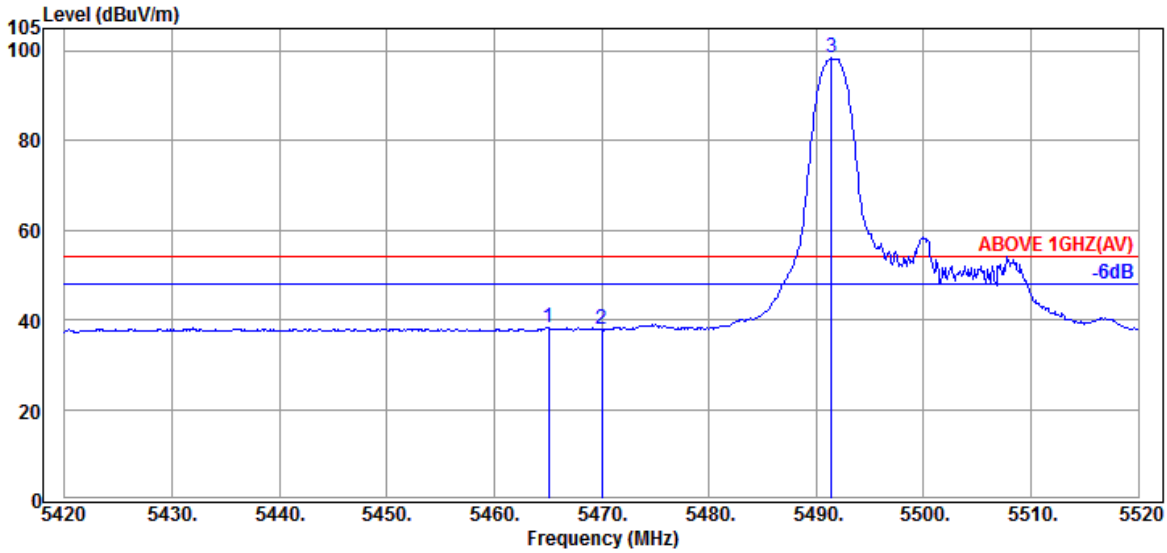

Antenna at Vertical Polarization

Emission Frequency (MHz)	Antenna Factor (dB/m)	Cable Loss (dB)	Preamp Gain (dB)	Read Level (dBμV)	Emission Level (dBμV/m)	Limits (dBμV/m)	Margin (dB)	Detector
5465.100	34.57	8.65	39.17	34.21	38.26	54.00	15.74	Average
5470.000	34.57	8.65	39.17	33.75	37.80	54.00	16.20	Average
@ 5491.400	34.53	8.67	39.17	94.30	98.33	---	---	Average

Remark: The "@" means fundamental frequency, it is ignored in this section..

This test report may be reproduced in full only. The document may only be updated by Audix Technology Corp. personnel. Any changes will be noted in the Document History section of the report.

Audix Technology Corp.
No. 53-11, Dingfu, Linkou, Dist.,
New Taipei City244, Taiwan
Tel: +886 2 26099301
Fax: +886 2 26099303

Mode	802.11ax-HE20	Band	NII-2C
RU Configuration	52/37	Frequency	TX 5500MHz

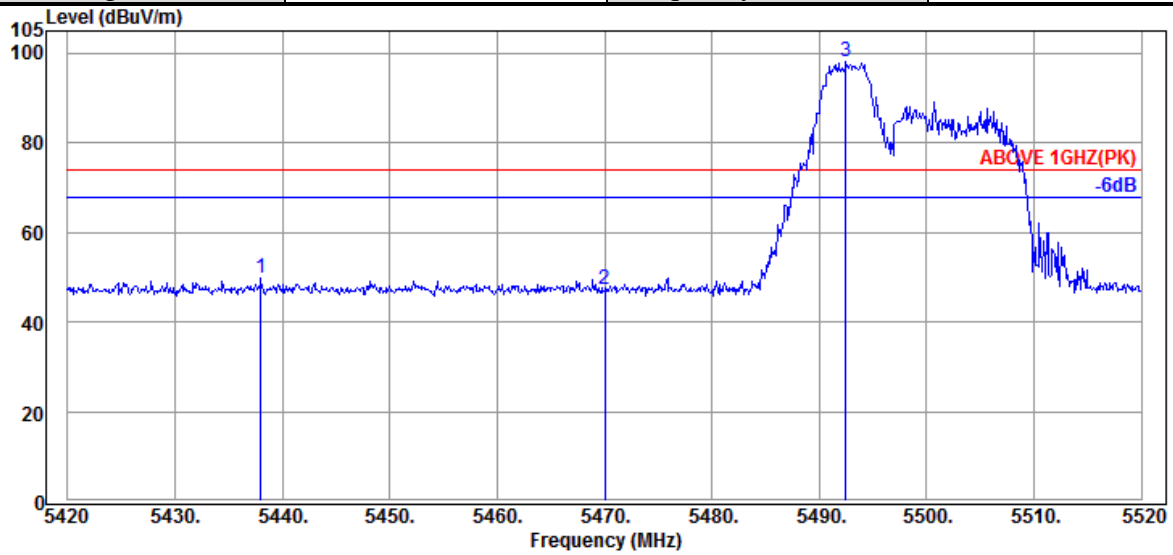

Antenna at Horizontal Polarization

	Emission Frequency (MHz)	Antenna Factor (dB/m)	Cable Loss (dB)	Preamp Gain (dB)	Read Level (dBµV)	Emission Level (dBµV/m)	Limits (dBµV/m)	Margin (dB)	Detector
	5438.000	34.62	8.63	39.18	45.72	49.79	74.00	24.21	Peak
	5470.000	34.57	8.65	39.17	43.04	47.09	74.00	26.91	Peak
@	5492.500	34.53	8.67	39.17	94.20	98.23	---	---	Peak

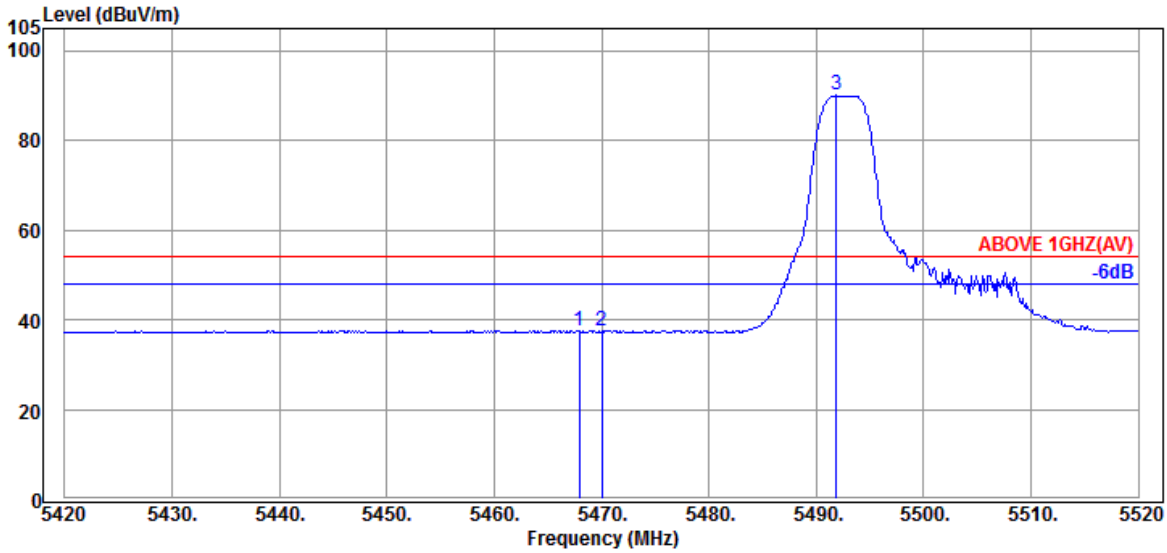

Antenna at Horizontal Polarization

	Emission Frequency (MHz)	Antenna Factor (dB/m)	Cable Loss (dB)	Preamp Gain (dB)	Read Level (dBµV)	Emission Level (dBµV/m)	Limits (dBµV/m)	Margin (dB)	Detector
	5467.900	34.57	8.65	39.17	33.59	37.64	54.00	16.36	Average
	5470.000	34.57	8.65	39.17	33.37	37.42	54.00	16.58	Average
@	5491.900	34.53	8.67	39.17	86.01	90.04	---	---	Average

Remark: The "@" means fundamental frequency, it is ignored in this section.

This test report may be reproduced in full only. The document may only be updated by Audix Technology Corp. personnel. Any changes will be noted in the Document History section of the report.

Audix Technology Corp.
No. 53-11, Dingfu, Linkou, Dist.,
New Taipei City244, Taiwan

Tel: +886 2 26099301
Fax: +886 2 26099303

Mode	802.11ax-HE20	Band	NII-2C
RU Configuration	52/37	Frequency	TX 5500MHz

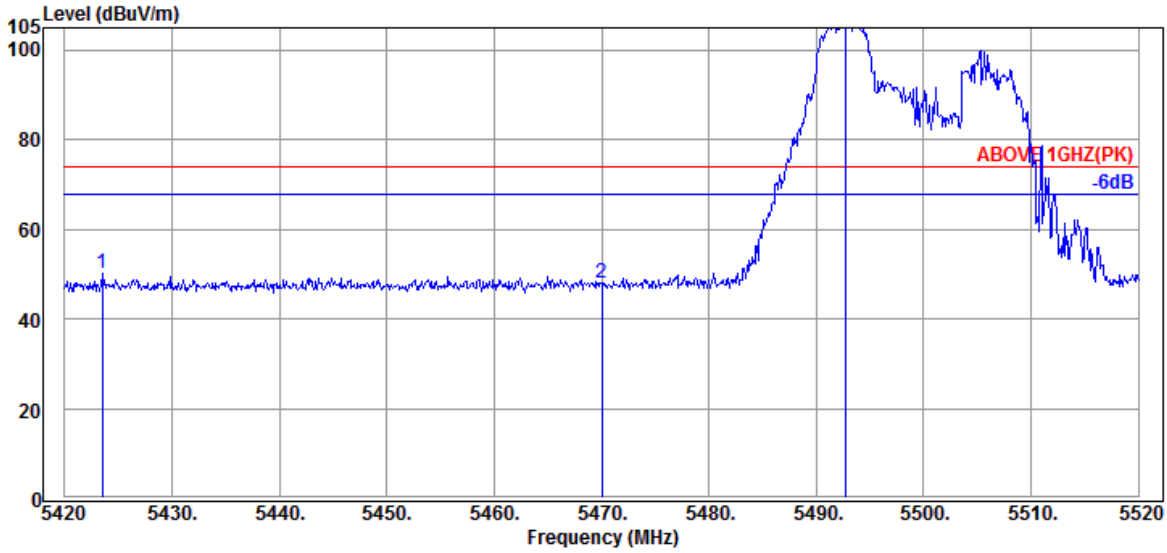

Antenna at Vertical Polarization

Emission Frequency (MHz)	Antenna Factor (dB/m)	Cable Loss (dB)	Preamp Gain (dB)	Read Level (dBμV)	Emission Level (dBμV/m)	Limits (dBμV/m)	Margin (dB)	Detector
5423.500	34.65	8.61	39.18	46.04	50.12	74.00	23.88	Peak
5470.000	34.57	8.65	39.17	44.06	48.11	74.00	25.89	Peak
@ 5492.700	34.53	8.67	39.17	103.46	107.49	---	---	Peak

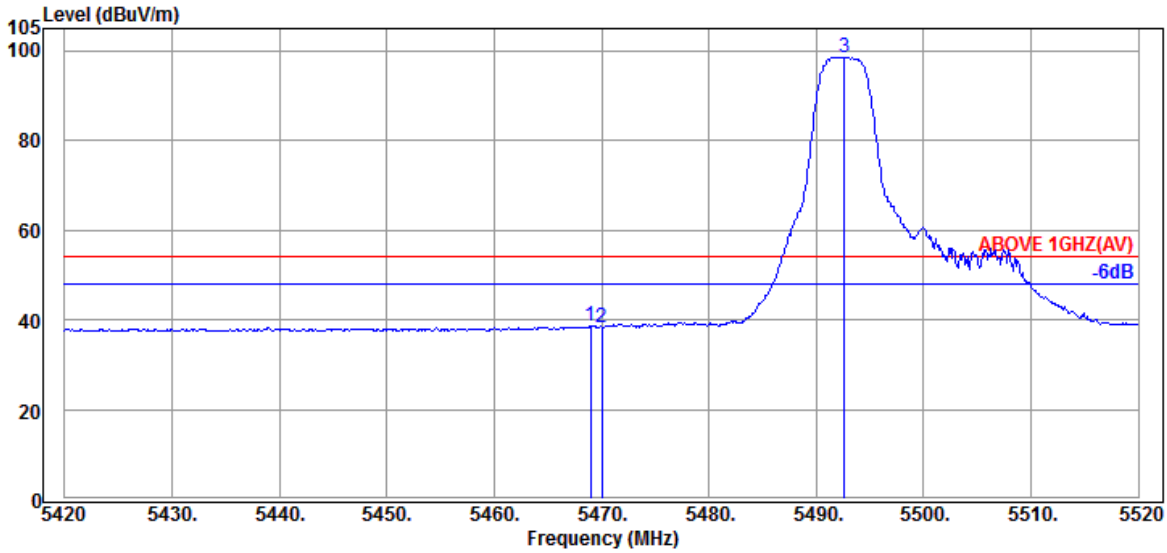

Antenna at Vertical Polarization

Emission Frequency (MHz)	Antenna Factor (dB/m)	Cable Loss (dB)	Preamp Gain (dB)	Read Level (dBμV)	Emission Level (dBμV/m)	Limits (dBμV/m)	Margin (dB)	Detector
5469.000	34.57	8.65	39.17	34.55	38.60	54.00	15.40	Average
5470.000	34.57	8.65	39.17	34.32	38.37	54.00	15.63	Average
@ 5492.600	34.53	8.67	39.17	94.59	98.62	---	---	Average

Remark: The "@" means fundamental frequency, it is ignored in this section.

This test report may be reproduced in full only. The document may only be updated by Audix Technology Corp. personnel. Any changes will be noted in the Document History section of the report.

Audix Technology Corp.
No. 53-11, Dingfu, Linkou, Dist.,
New Taipei City244, Taiwan
Tel: +886 2 26099301
Fax: +886 2 26099303

Mode	802.11ax-HE20	Band	NII-2C
RU Configuration	106/53	Frequency	TX 5500MHz

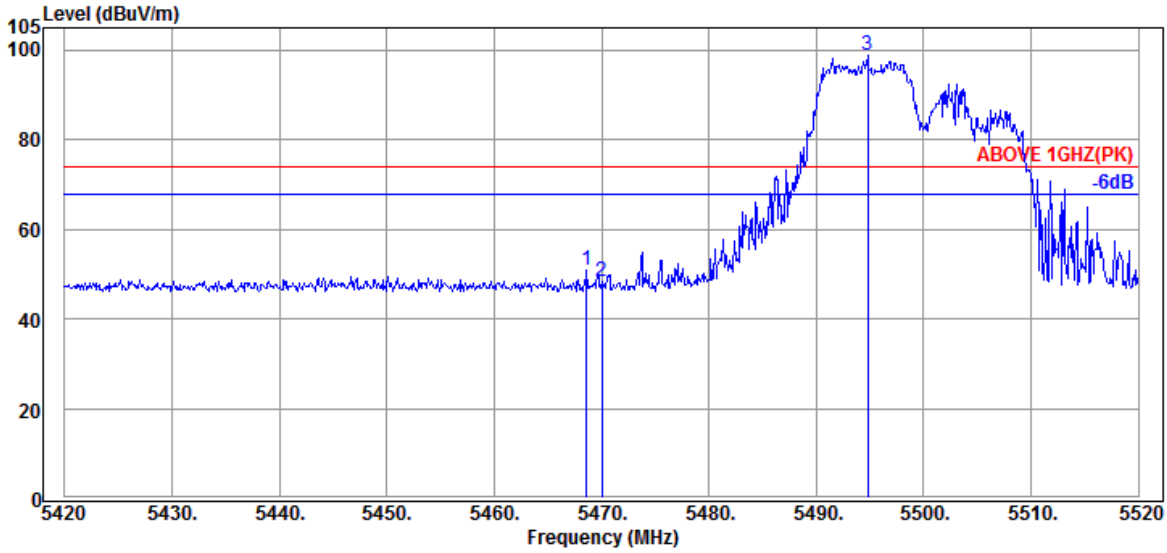

Antenna at Horizontal Polarization

	Emission Frequency (MHz)	Antenna Factor (dB/m)	Cable Loss (dB)	Preamp Gain (dB)	Read Level (dBμV)	Emission Level (dBμV/m)	Limits (dBμV/m)	Margin (dB)	Detector
	5468.600	34.57	8.65	39.17	46.79	50.84	74.00	23.16	Peak
	5470.000	34.57	8.65	39.17	44.26	48.31	74.00	25.69	Peak
@	5494.800	34.53	8.67	39.17	94.72	98.75	---	---	Peak

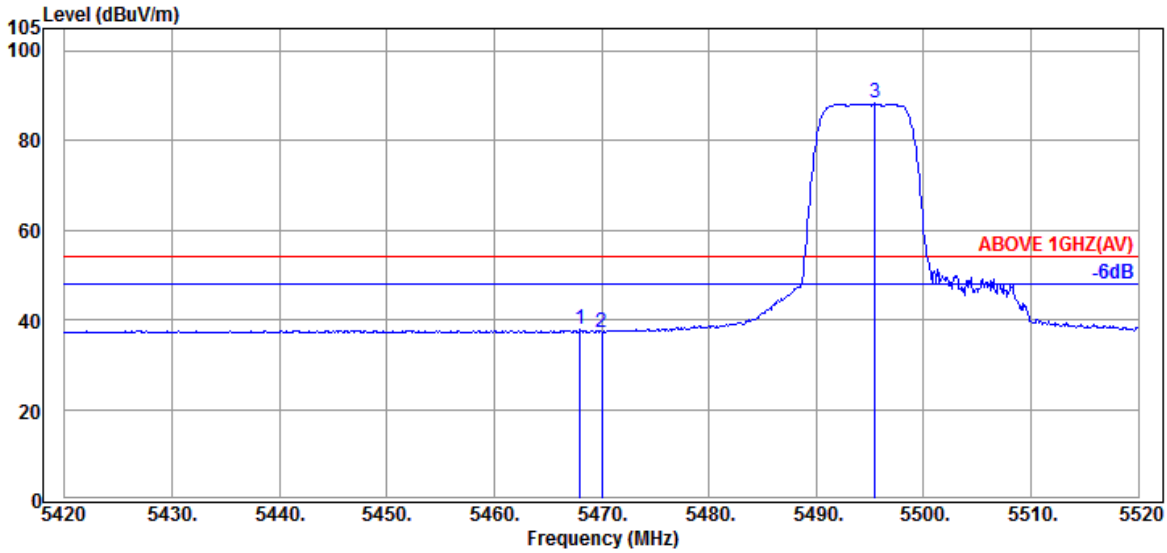

Antenna at Horizontal Polarization

	Emission Frequency (MHz)	Antenna Factor (dB/m)	Cable Loss (dB)	Preamp Gain (dB)	Read Level (dBμV)	Emission Level (dBμV/m)	Limits (dBμV/m)	Margin (dB)	Detector
	5468.000	34.57	8.65	39.17	33.69	37.74	54.00	16.26	Average
	5470.000	34.57	8.65	39.17	33.24	37.29	54.00	16.71	Average
@	5495.500	34.50	8.67	39.17	84.25	88.25	---	---	Average

Remark: The "@" means fundamental frequency, it is ignored in this section.

This test report may be reproduced in full only. The document may only be updated by Audix Technology Corp. personnel. Any changes will be noted in the Document History section of the report.

Audix Technology Corp.
No. 53-11, Dingfu, Linkou, Dist.,
New Taipei City244, Taiwan
Tel: +886 2 26099301
Fax: +886 2 26099303

Mode	802.11ax-HE20	Band	NII-2C
RU Configuration	106/53	Frequency	TX 5500MHz

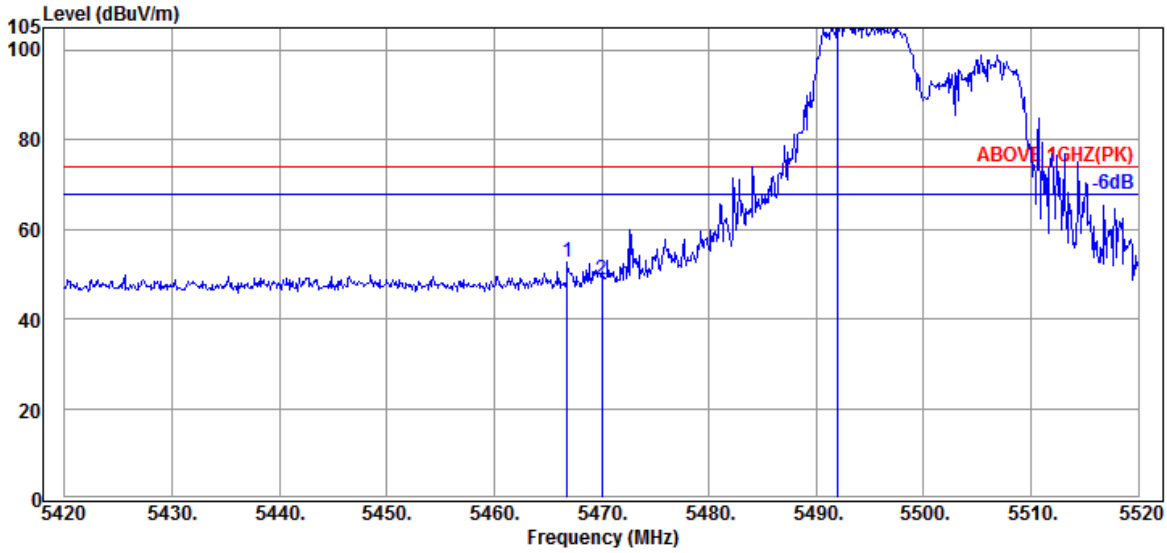

Antenna at Vertical Polarization

Emission Frequency (MHz)	Antenna Factor (dB/m)	Cable Loss (dB)	Preamp Gain (dB)	Read Level (dBμV)	Emission Level (dBμV/m)	Limits (dBμV/m)	Margin (dB)	Detector
5466.800	34.57	8.65	39.17	48.57	52.62	74.00	21.38	Peak
5470.000	34.57	8.65	39.17	44.70	48.75	74.00	25.25	Peak
@ 5492.000	34.53	8.67	39.17	102.69	106.72	---	---	Peak

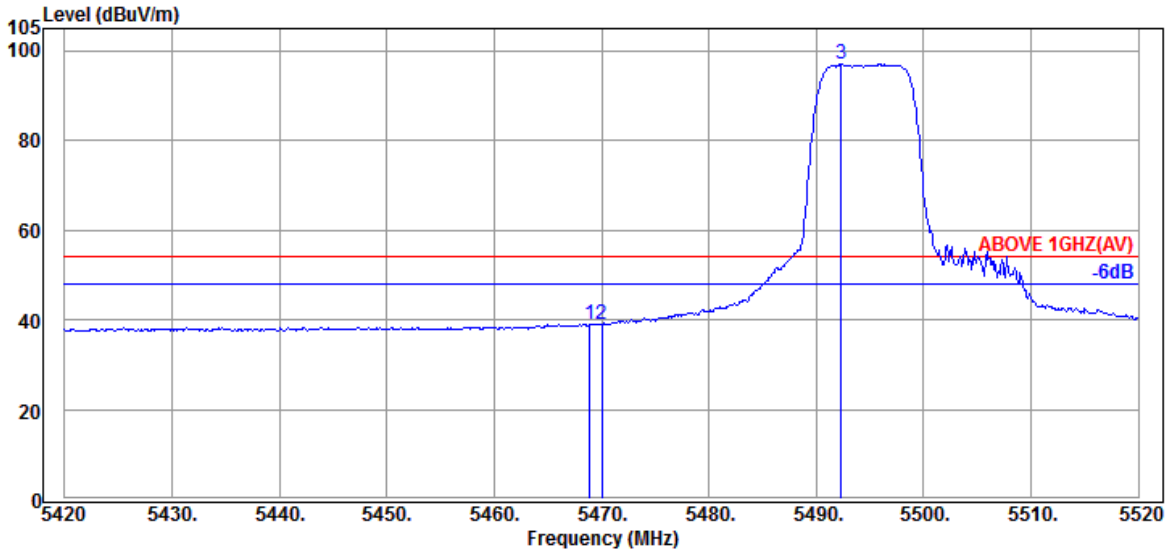

Antenna at Vertical Polarization

Emission Frequency (MHz)	Antenna Factor (dB/m)	Cable Loss (dB)	Preamp Gain (dB)	Read Level (dBμV)	Emission Level (dBμV/m)	Limits (dBμV/m)	Margin (dB)	Detector
5468.900	34.57	8.65	39.17	35.08	39.13	54.00	14.87	Average
5470.000	34.57	8.65	39.17	34.91	38.96	54.00	15.04	Average
@ 5492.300	34.53	8.67	39.17	93.08	97.11	---	---	Average

Remark: The "@" means fundamental frequency, it is ignored in this section.

This test report may be reproduced in full only. The document may only be updated by Audix Technology Corp. personnel. Any changes will be noted in the Document History section of the report.

Audix Technology Corp.
No. 53-11, Dingfu, Linkou, Dist.,
New Taipei City244, Taiwan

Tel: +886 2 26099301
Fax: +886 2 26099303

Mode	802.11ax-HE20	Band	NII-2C
RU Configuration	26/8	Frequency	TX 5700MHz

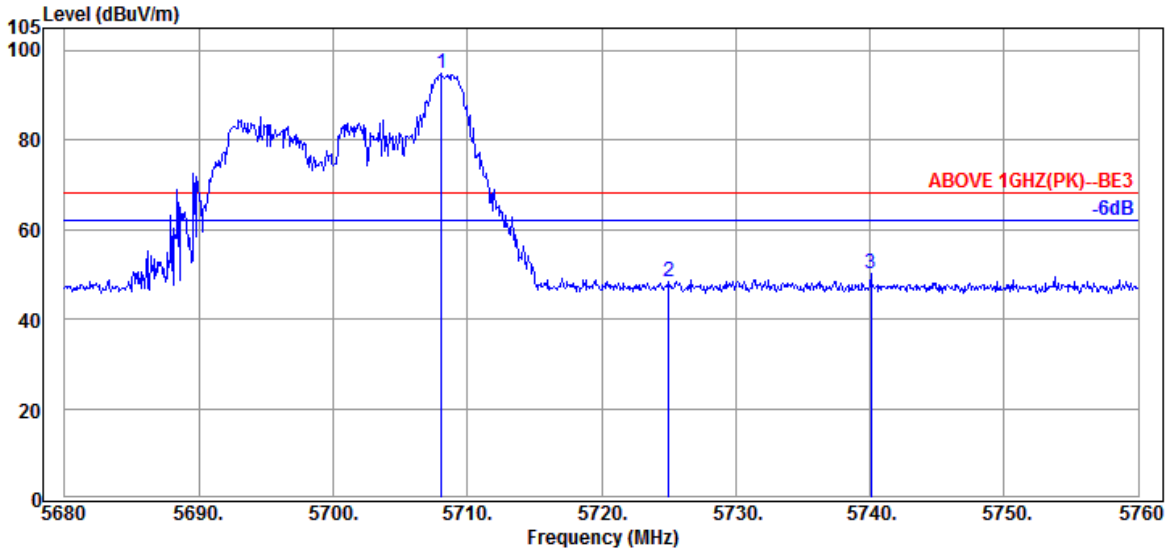

Antenna at Horizontal Polarization

Emission Frequency (MHz)	Antenna Factor (dB/m)	Cable Loss (dB)	Preamp Gain (dB)	Read Level (dBμV)	Emission Level (dBμV/m)	Limits (dBμV/m)	Margin (dB)	Detector
@ 5708.080	34.50	8.85	39.23	90.94	95.06	---	---	Peak
5725.040	34.50	8.86	39.23	44.21	48.34	68.20	19.86	Peak
5740.080	34.50	8.88	39.23	46.00	50.15	68.20	18.05	Peak

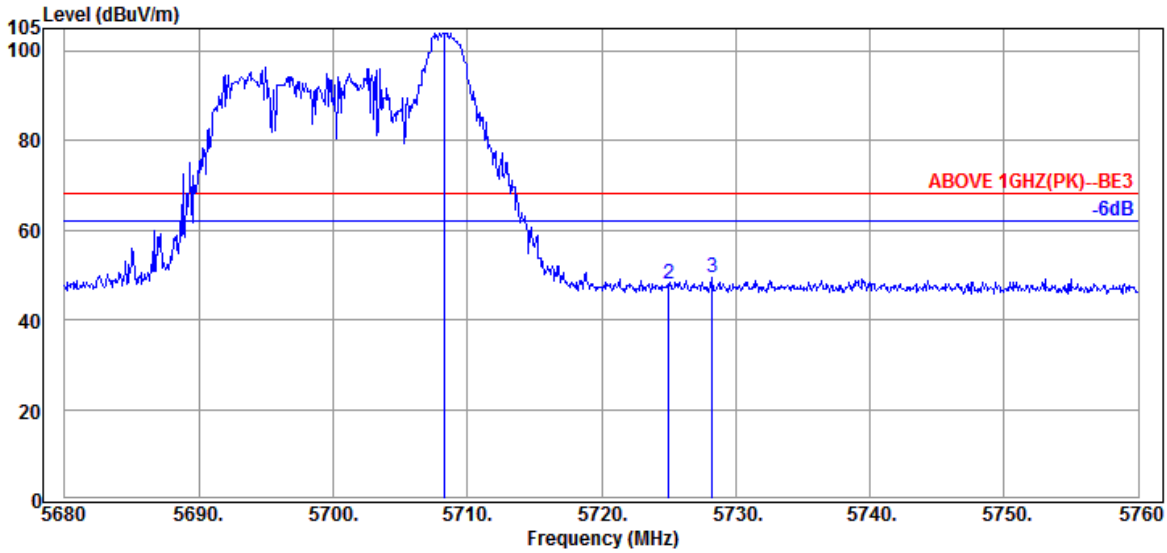

Antenna at Vertical Polarization

Emission Frequency (MHz)	Antenna Factor (dB/m)	Cable Loss (dB)	Preamp Gain (dB)	Read Level (dBμV)	Emission Level (dBμV/m)	Limits (dBμV/m)	Margin (dB)	Detector
@ 5708.240	34.50	8.85	39.23	99.96	104.08	---	---	Peak
5725.040	34.50	8.86	39.23	43.69	47.82	68.20	20.38	Peak
5728.240	34.50	8.86	39.23	45.18	49.31	68.20	18.89	Peak

Remark: The "@" means fundamental frequency, it is ignored in this section.

This test report may be reproduced in full only. The document may only be updated by Audix Technology Corp. personnel. Any changes will be noted in the Document History section of the report.

Audix Technology Corp.
No. 53-11, Dingfu, Linkou, Dist.,
New Taipei City244, Taiwan

Tel: +886 2 26099301
Fax: +886 2 26099303

Mode	802.11ax-HE20	Band	NII-2C
RU Configuration	52/40	Frequency	TX 5700MHz

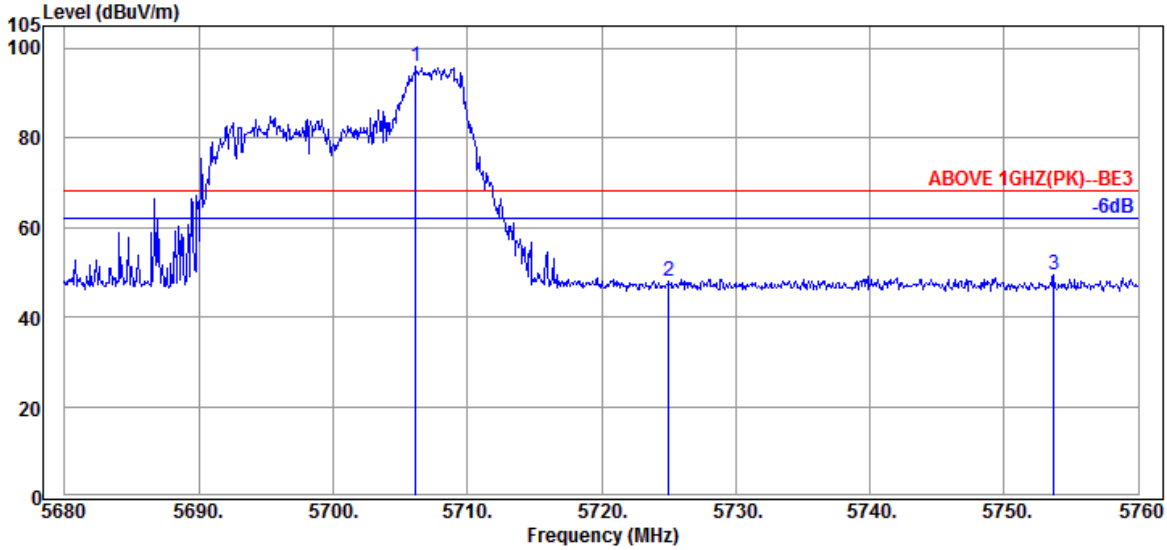

Antenna at Horizontal Polarization

Emission Frequency (MHz)	Antenna Factor (dB/m)	Cable Loss (dB)	Preamp Gain (dB)	Read Level (dBμV)	Emission Level (dBμV/m)	Limits (dBμV/m)	Margin (dB)	Detector
@ 5706.160	34.50	8.85	39.22	91.85	95.98	---	---	Peak
5725.040	34.50	8.86	39.23	43.73	47.86	68.20	20.34	Peak
5753.680	34.50	8.89	39.24	45.11	49.26	68.20	18.94	Peak

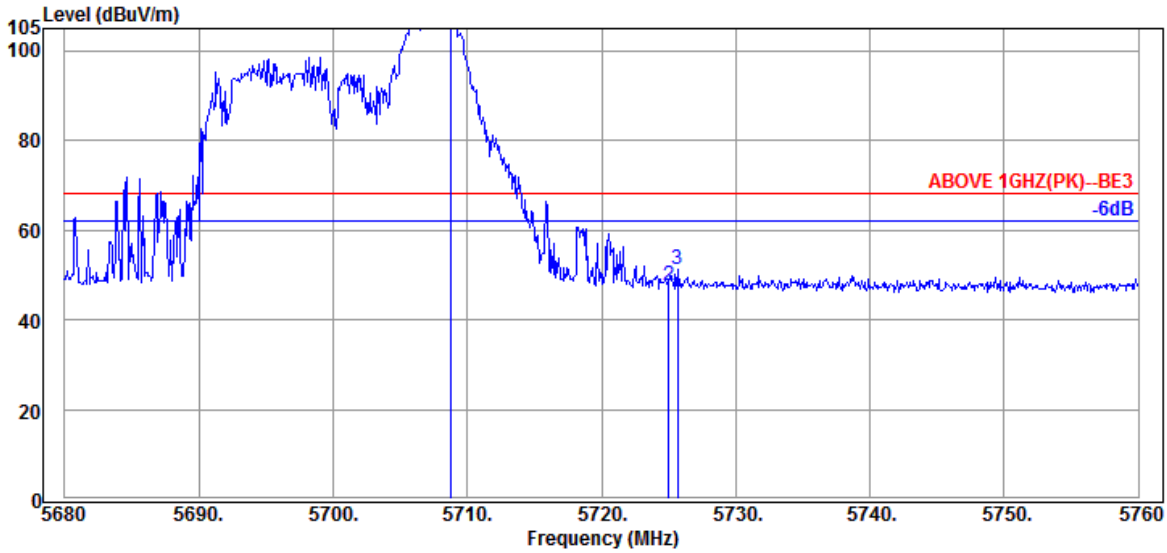

Antenna at Vertical Polarization

Emission Frequency (MHz)	Antenna Factor (dB/m)	Cable Loss (dB)	Preamp Gain (dB)	Read Level (dBμV)	Emission Level (dBμV/m)	Limits (dBμV/m)	Margin (dB)	Detector
@ 5708.800	34.50	8.85	39.23	105.02	109.14	---	---	Peak
5725.040	34.50	8.86	39.23	43.36	47.49	68.20	20.71	Peak
5725.680	34.50	8.86	39.23	46.99	51.12	68.20	17.08	Peak

Remark: The "@" means fundamental frequency, it is ignored in this section.

This test report may be reproduced in full only. The document may only be updated by Audix Technology Corp. personnel. Any changes will be noted in the Document History section of the report.

Audix Technology Corp.
No. 53-11, Dingfu, Linkou, Dist.,
New Taipei City244, Taiwan

Tel: +886 2 26099301
Fax: +886 2 26099303

Mode	802.11ax-HE20	Band	NII-2C
RU Configuration	106/54	Frequency	TX 5700MHz

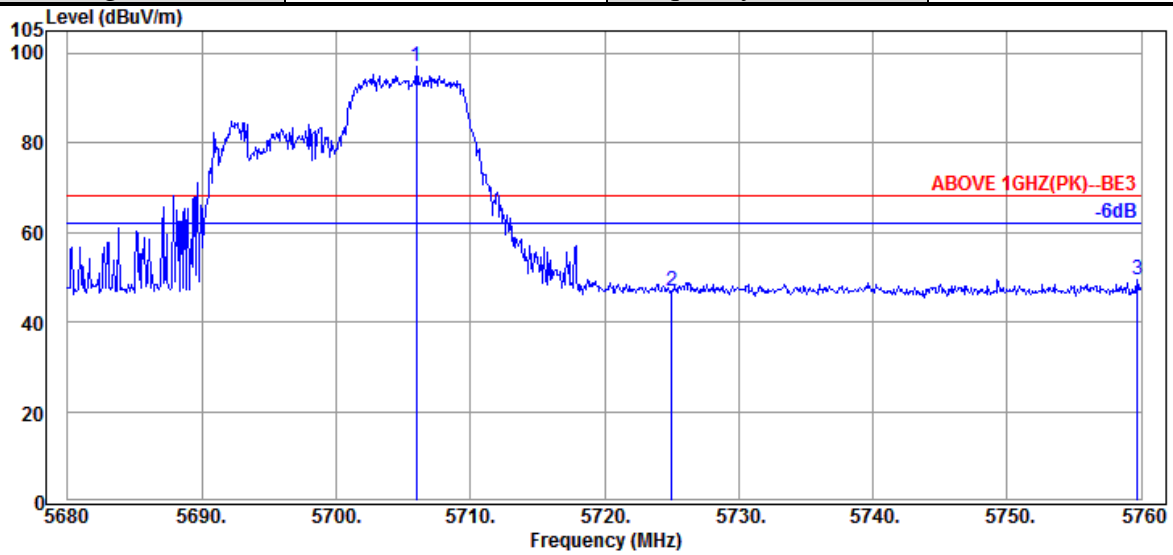

Antenna at Horizontal Polarization

Emission Frequency (MHz)	Antenna Factor (dB/m)	Cable Loss (dB)	Preamp Gain (dB)	Read Level (dBμV)	Emission Level (dBμV/m)	Limits (dBμV/m)	Margin (dB)	Detector
@ 5706.000	34.50	8.85	39.22	92.77	96.90	---	---	Peak
5725.040	34.50	8.86	39.23	42.96	47.09	68.20	21.11	Peak
5759.680	34.47	8.89	39.24	45.28	49.40	68.20	18.80	Peak

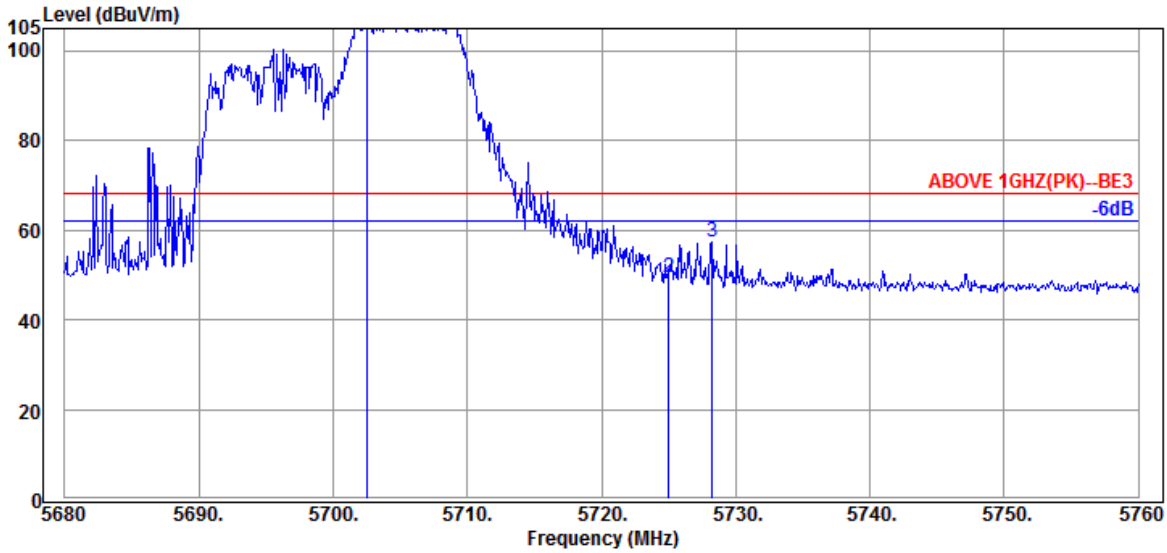

Antenna at Vertical Polarization

Emission Frequency (MHz)	Antenna Factor (dB/m)	Cable Loss (dB)	Preamp Gain (dB)	Read Level (dBμV)	Emission Level (dBμV/m)	Limits (dBμV/m)	Margin (dB)	Detector
@ 5702.560	34.50	8.85	39.22	102.76	106.89	---	---	Peak
5725.040	34.50	8.86	39.23	45.35	49.48	68.20	18.72	Peak
5728.240	34.50	8.86	39.23	53.14	57.27	68.20	10.93	Peak

Remark: The "@" means fundamental frequency, it is ignored in this section.

This test report may be reproduced in full only. The document may only be updated by Audix Technology Corp. personnel. Any changes will be noted in the Document History section of the report.

Audix Technology Corp.
No. 53-11, Dingfu, Linkou, Dist.,
New Taipei City244, Taiwan

Tel: +886 2 26099301
Fax: +886 2 26099303

Mode	802.11ax-HE20	Band	NII-III
RU Configuration	26/0	Frequency	TX 5745MHz

Antenna at Horizontal Polarization

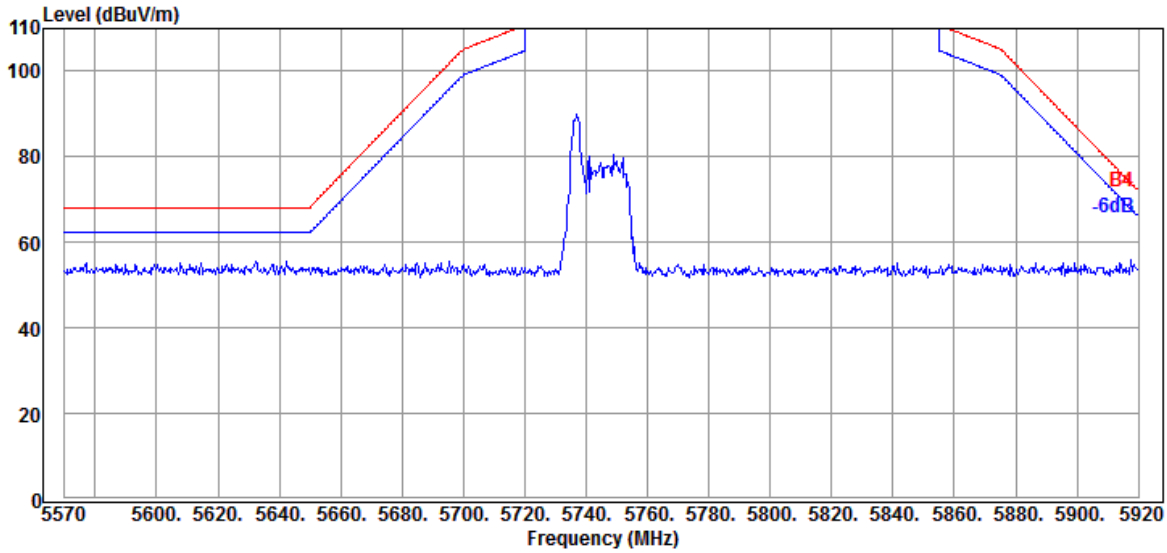

Antenna at Vertical Polarization

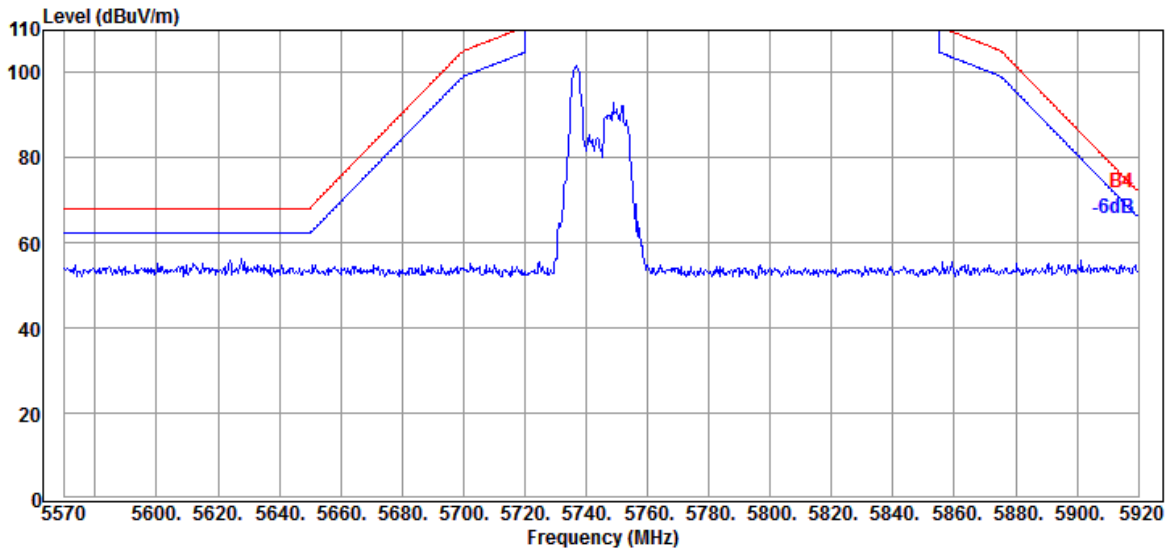

This test report may be reproduced in full only. The document may only be updated by Audix Technology Corp. personnel. Any changes will be noted in the Document History section of the report.

Audix Technology Corp.
No. 53-11, Dingfu, Linkou, Dist.,
New Taipei City244, Taiwan

Tel: +886 2 26099301
Fax: +886 2 26099303

Mode	802.11ax-HE20	Band	NII-III
RU Configuration	52/37	Frequency	TX 5745MHz

Antenna at Horizontal Polarization

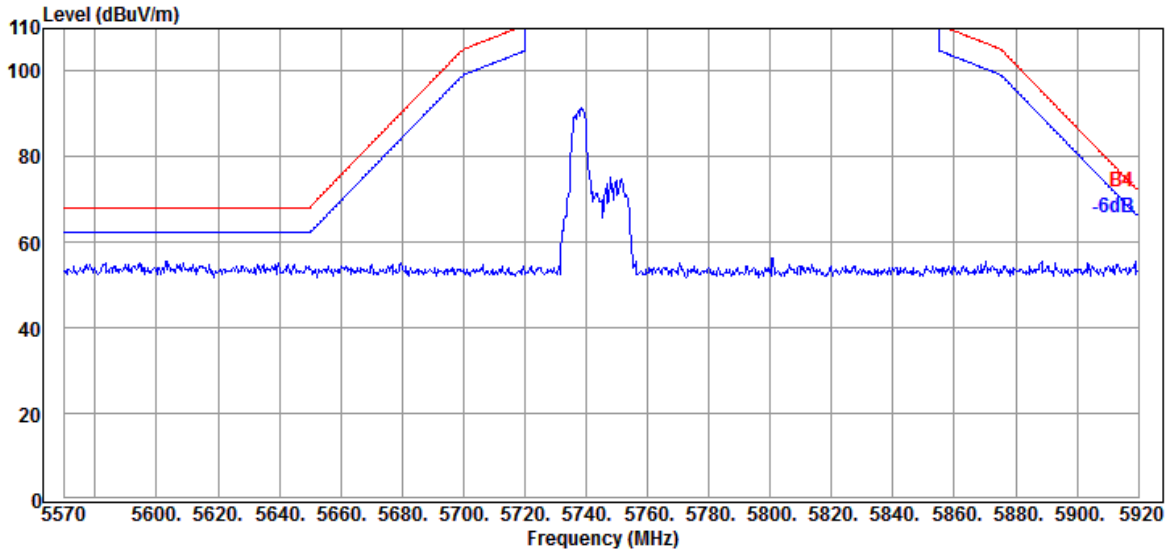

Antenna at Vertical Polarization

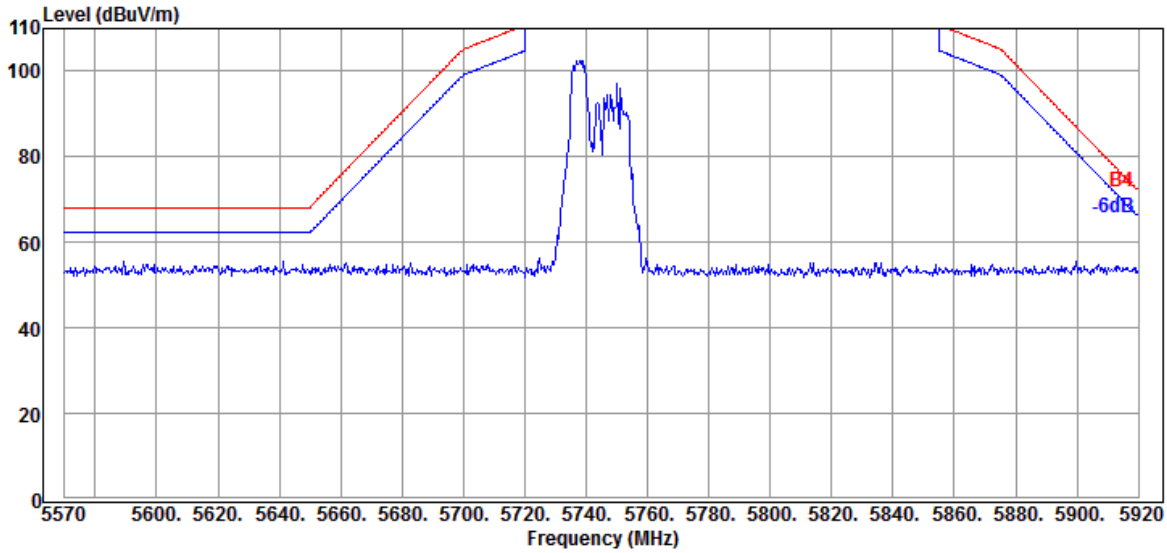

This test report may be reproduced in full only. The document may only be updated by Audix Technology Corp. personnel. Any changes will be noted in the Document History section of the report.

Audix Technology Corp.
No. 53-11, Dingfu, Linkou, Dist.,
New Taipei City244, Taiwan

Tel: +886 2 26099301
Fax: +886 2 26099303

Mode	802.11ax-HE20	Band	NII-III
RU Configuration	106/53	Frequency	TX 5745MHz

Antenna at Horizontal Polarization

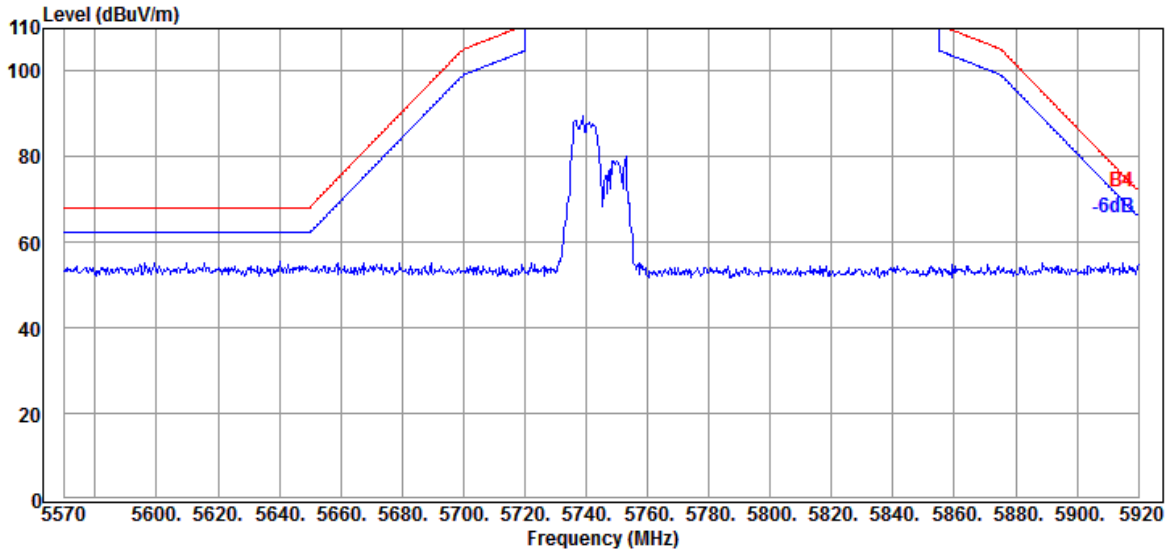

Antenna at Vertical Polarization

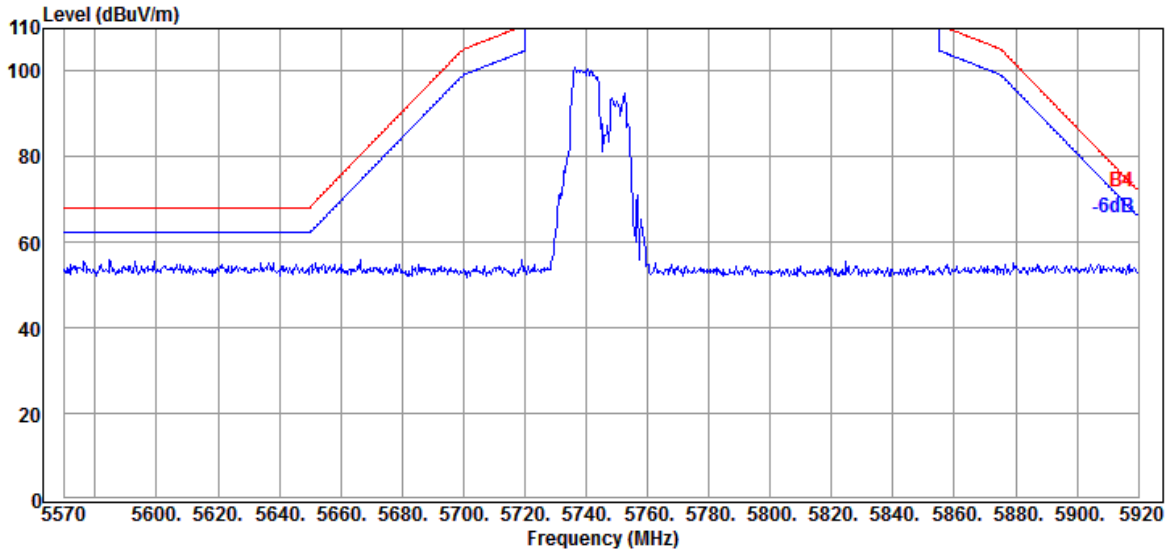

This test report may be reproduced in full only. The document may only be updated by Audix Technology Corp. personnel. Any changes will be noted in the Document History section of the report.

Audix Technology Corp.
No. 53-11, Dingfu, Linkou, Dist.,
New Taipei City244, Taiwan
Tel: +886 2 26099301
Fax: +886 2 26099303

Mode	802.11ax-HE20	Band	NII-III
RU Configuration	26/8	Frequency	TX 5825MHz

Antenna at Horizontal Polarization

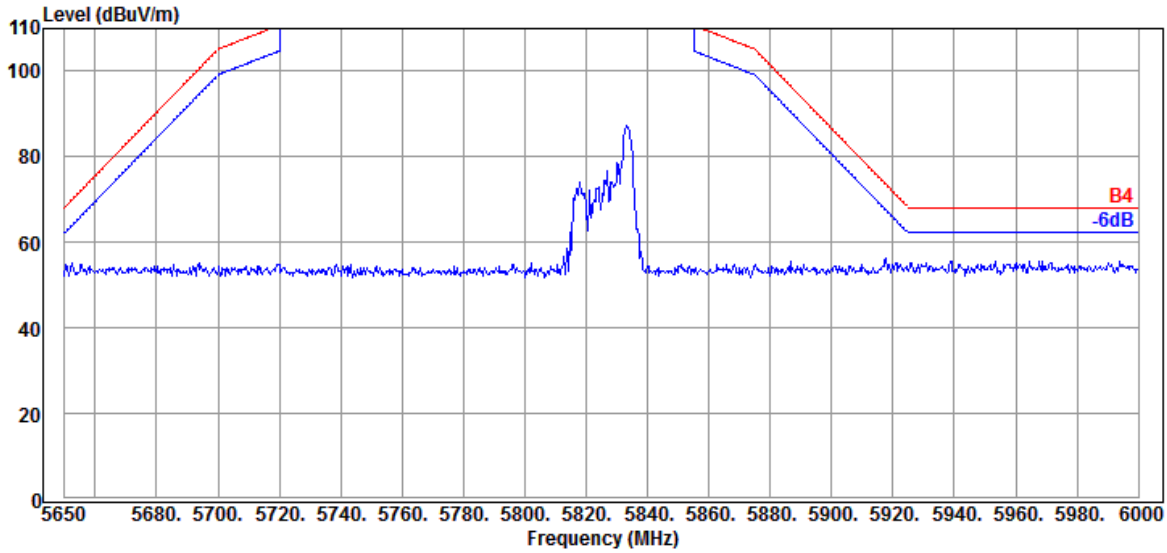

Antenna at Vertical Polarization

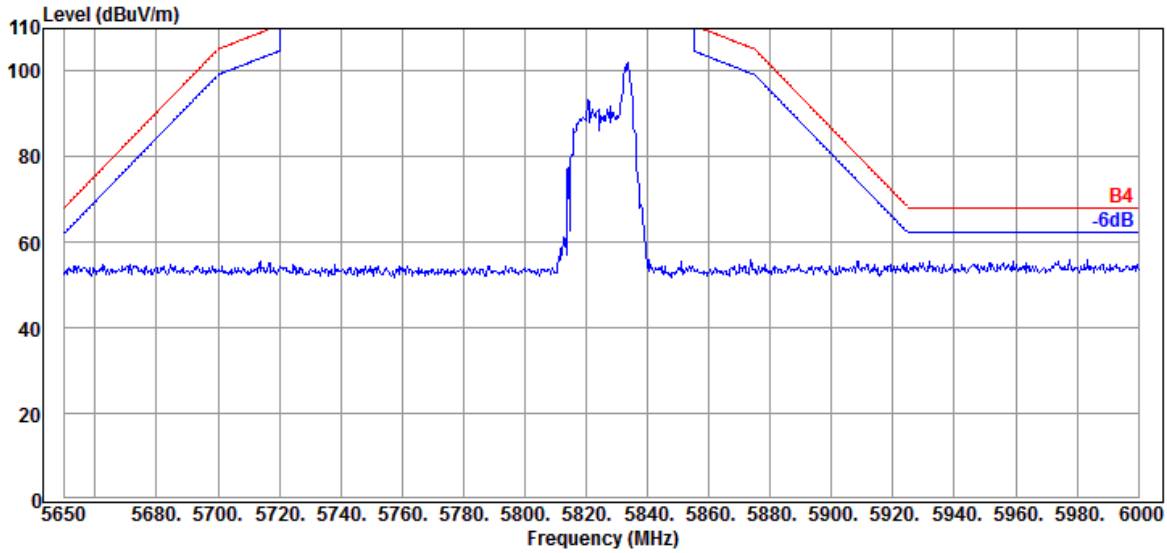

This test report may be reproduced in full only. The document may only be updated by Audix Technology Corp. personnel. Any changes will be noted in the Document History section of the report.

Audix Technology Corp.
No. 53-11, Dingfu, Linkou, Dist.,
New Taipei City244, Taiwan

Tel: +886 2 26099301
Fax: +886 2 26099303

Mode	802.11ax-HE20	Band	NII-III
RU Configuration	52/40	Frequency	TX 5825MHz

Antenna at Horizontal Polarization

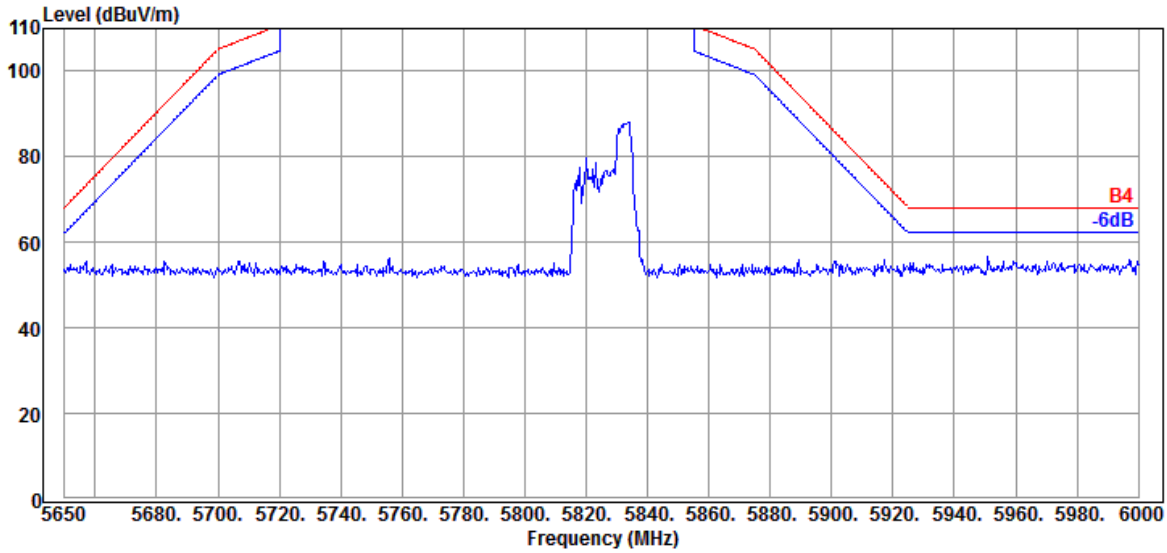

Antenna at Vertical Polarization

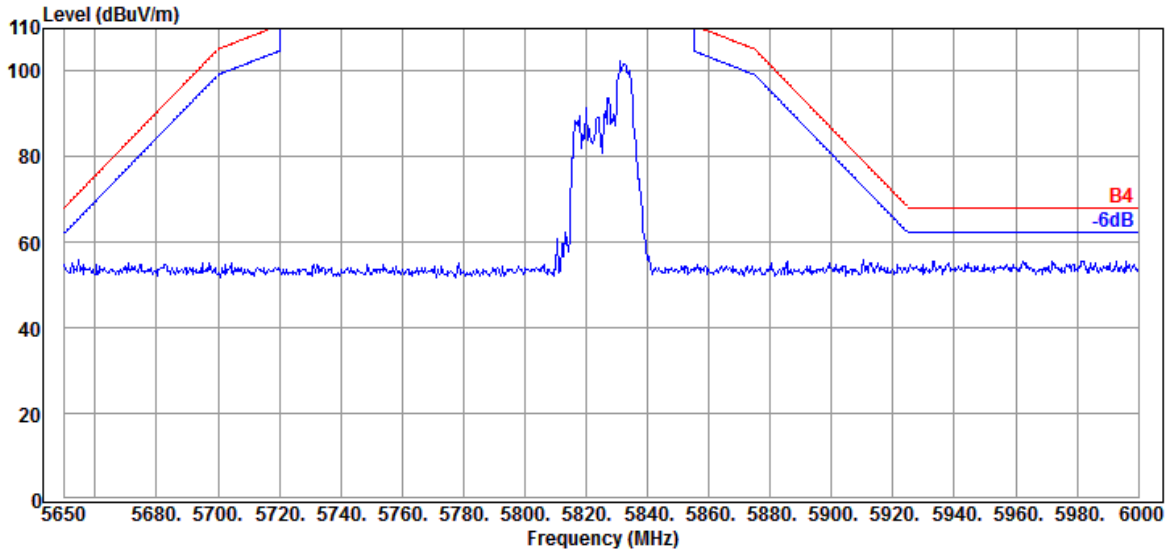

This test report may be reproduced in full only. The document may only be updated by Audix Technology Corp. personnel. Any changes will be noted in the Document History section of the report.

Audix Technology Corp.
No. 53-11, Dingfu, Linkou, Dist.,
New Taipei City244, Taiwan
Tel: +886 2 26099301
Fax: +886 2 26099303

Mode	802.11ax-HE20	Band	NII-III
RU Configuration	106/54	Frequency	TX 5825MHz

Antenna at Horizontal Polarization

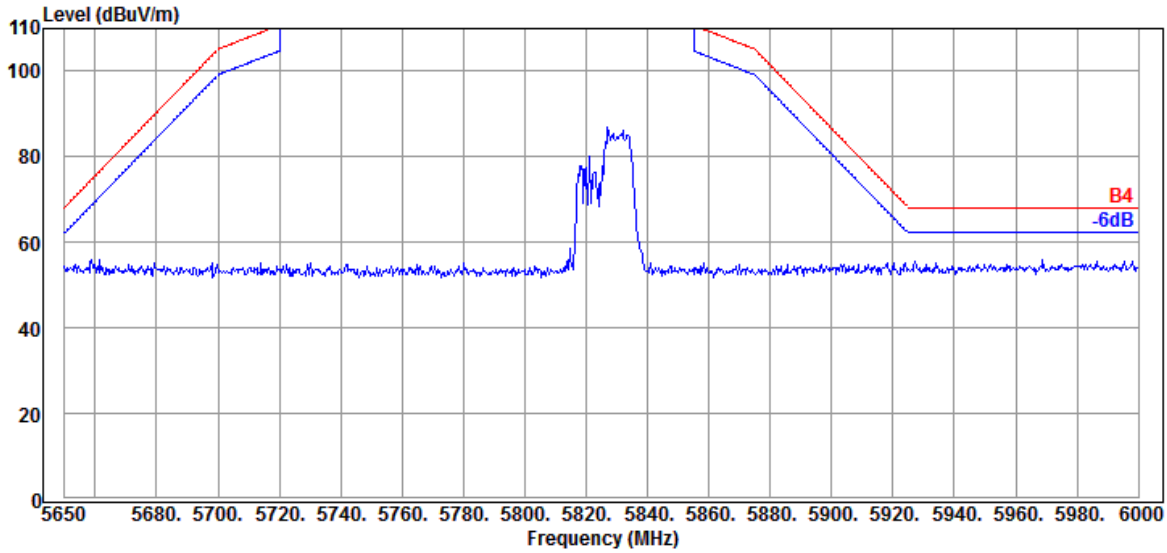

Antenna at Vertical Polarization

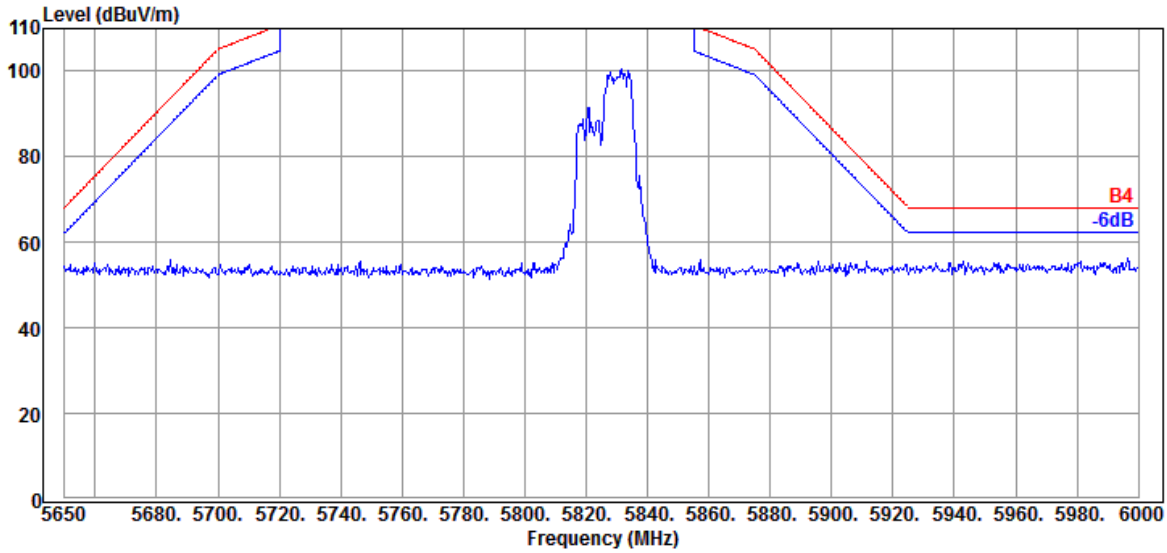

This test report may be reproduced in full only. The document may only be updated by Audix Technology Corp. personnel. Any changes will be noted in the Document History section of the report.

Audix Technology Corp.
No. 53-11, Dingfu, Linkou, Dist.,
New Taipei City244, Taiwan
Tel: +886 2 26099301
Fax: +886 2 26099303

Mode	802.11ax-HE40	Band	NII-I
RU Configuration	242/61	Frequency	TX 5190MHz

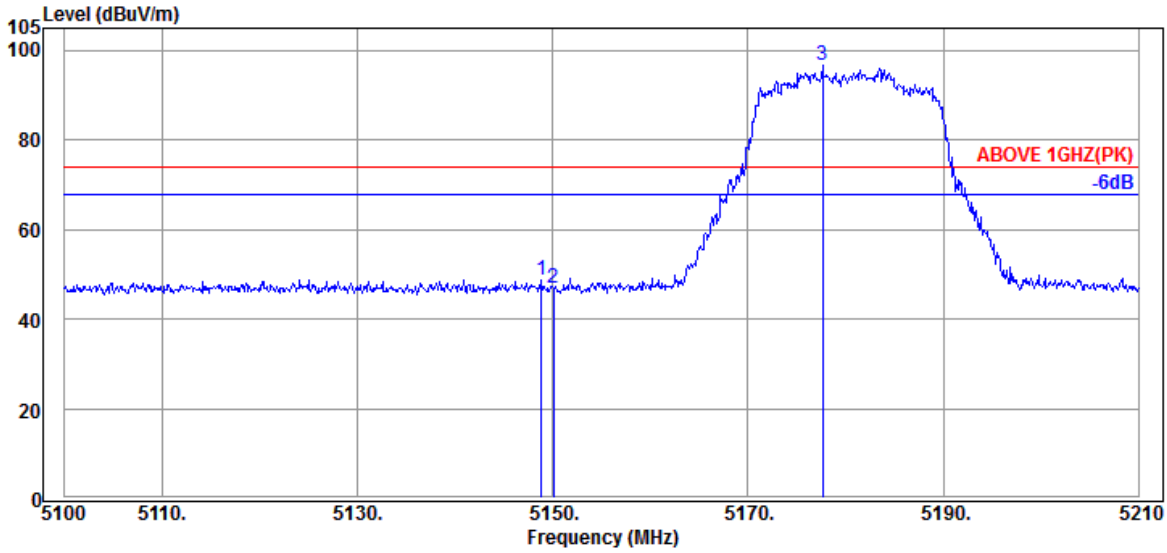

Antenna at Horizontal Polarization

Emission Frequency (MHz)	Antenna Factor (dB/m)	Cable Loss (dB)	Preamp Gain (dB)	Read Level (dBμV)	Emission Level (dBμV/m)	Limits (dBμV/m)	Margin (dB)	Detector
5148.840	34.10	8.39	39.21	45.53	48.81	74.00	25.19	Peak
5150.050	34.10	8.39	39.21	43.63	46.91	74.00	27.09	Peak
@ 5177.660	34.23	8.41	39.21	93.17	96.60	---	---	Peak

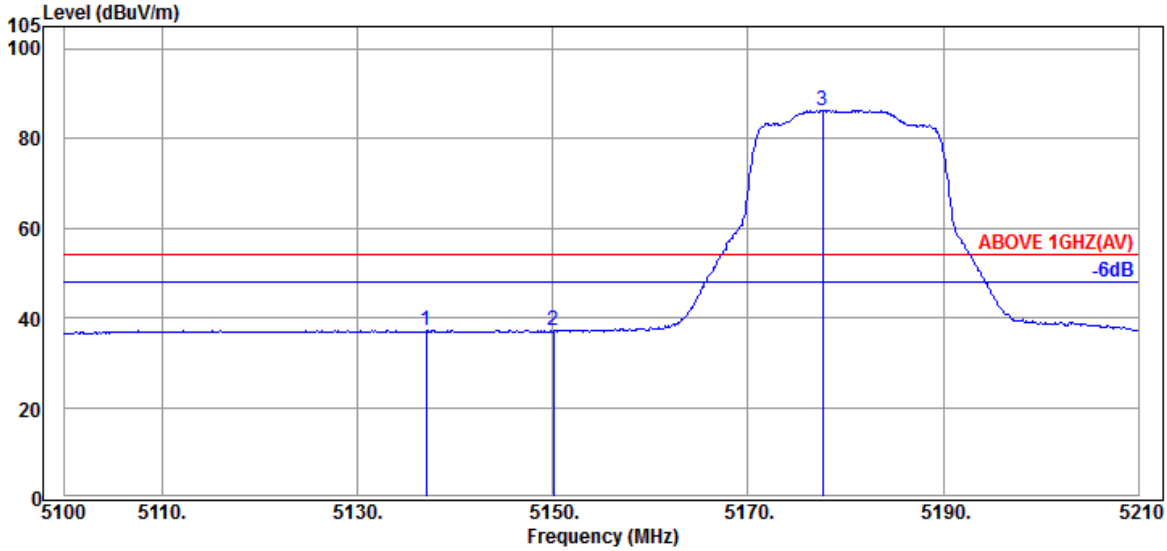

Antenna at Horizontal Polarization

Emission Frequency (MHz)	Antenna Factor (dB/m)	Cable Loss (dB)	Preamp Gain (dB)	Read Level (dBμV)	Emission Level (dBμV/m)	Limits (dBμV/m)	Margin (dB)	Detector
5137.070	34.03	8.37	39.21	33.99	37.18	54.00	16.82	Average
5150.050	34.10	8.39	39.21	33.76	37.04	54.00	16.96	Average
@ 5177.660	34.23	8.41	39.21	82.78	86.21	---	---	Average

Remark: The "@" means fundamental frequency, it is ignored in this section.

This test report may be reproduced in full only. The document may only be updated by Audix Technology Corp. personnel. Any changes will be noted in the Document History section of the report.

Audix Technology Corp.
No. 53-11, Dingfu, Linkou, Dist.,
New Taipei City244, Taiwan
Tel: +886 2 26099301
Fax: +886 2 26099303

Mode	802.11ax-HE40	Band	NII-I
RU Configuration	242/61	Frequency	TX 5190MHz

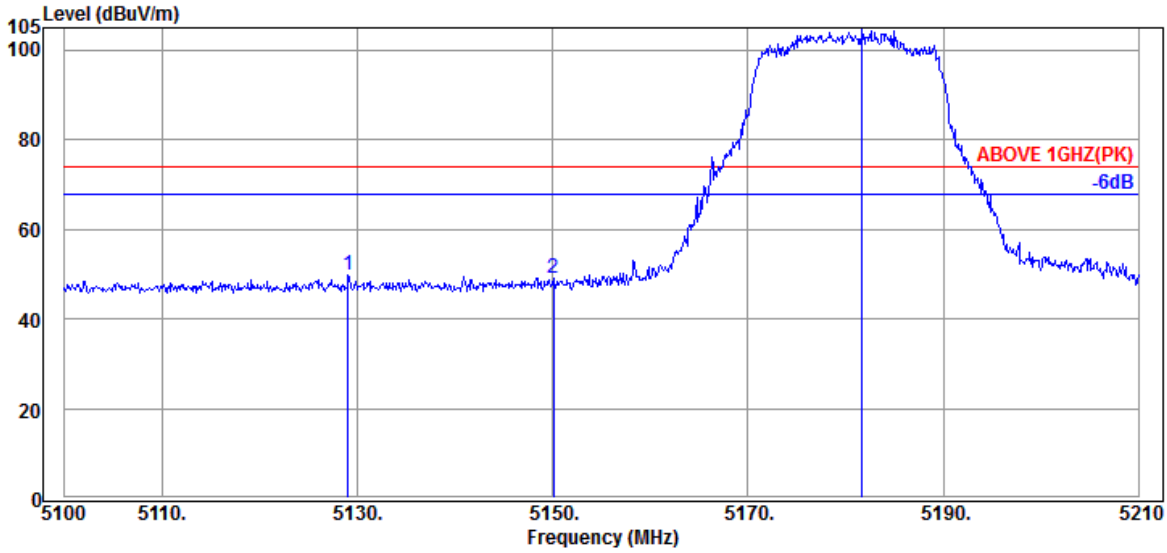

Antenna at Vertical Polarization

Emission Frequency (MHz)	Antenna Factor (dB/m)	Cable Loss (dB)	Preamp Gain (dB)	Read Level (dBμV)	Emission Level (dBμV/m)	Limits (dBμV/m)	Margin (dB)	Detector
5129.040	34.03	8.37	39.21	46.68	49.87	74.00	24.13	Peak
5150.050	34.10	8.39	39.21	45.70	48.98	74.00	25.02	Peak
@ 5181.730	34.23	8.41	39.21	101.09	104.52	---	---	Peak

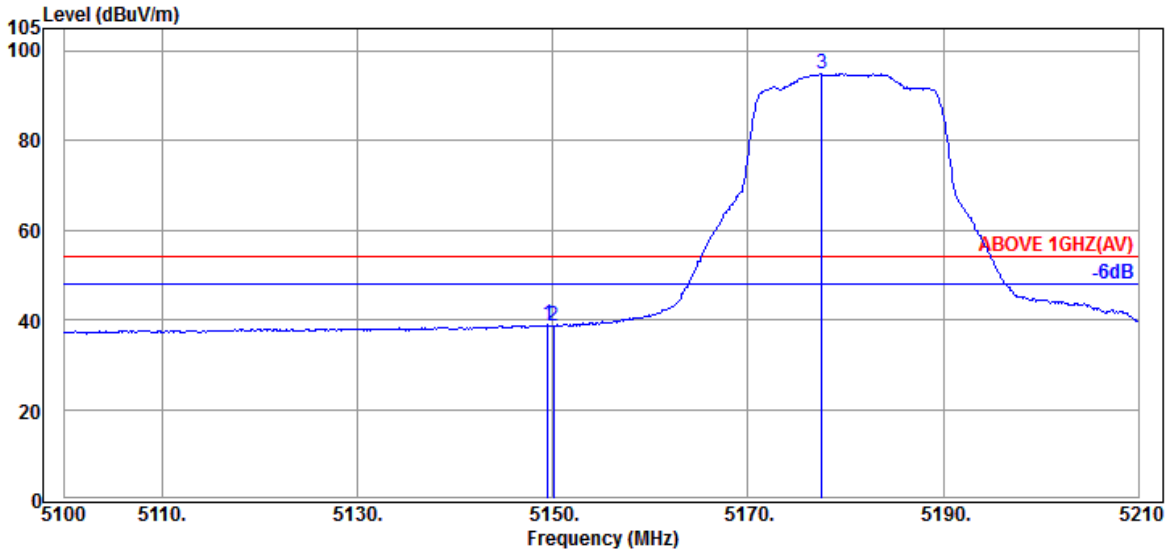

Antenna at Vertical Polarization

Emission Frequency (MHz)	Antenna Factor (dB/m)	Cable Loss (dB)	Preamp Gain (dB)	Read Level (dBμV)	Emission Level (dBμV/m)	Limits (dBμV/m)	Margin (dB)	Detector
5149.500	34.10	8.39	39.21	35.58	38.86	54.00	15.14	Average
5150.050	34.10	8.39	39.21	35.42	38.70	54.00	15.30	Average
@ 5177.550	34.23	8.41	39.21	91.47	94.90	---	---	Average

Remark: The "@" means fundamental frequency, it is ignored in this section.

This test report may be reproduced in full only. The document may only be updated by Audix Technology Corp. personnel. Any changes will be noted in the Document History section of the report.

Audix Technology Corp.
No. 53-11, Dingfu, Linkou, Dist.,
New Taipei City244, Taiwan

Tel: +886 2 26099301
Fax: +886 2 26099303

Mode	802.11ax-HE40	Band	NII-2A
RU Configuration	242/62	Frequency	TX 5310MHz

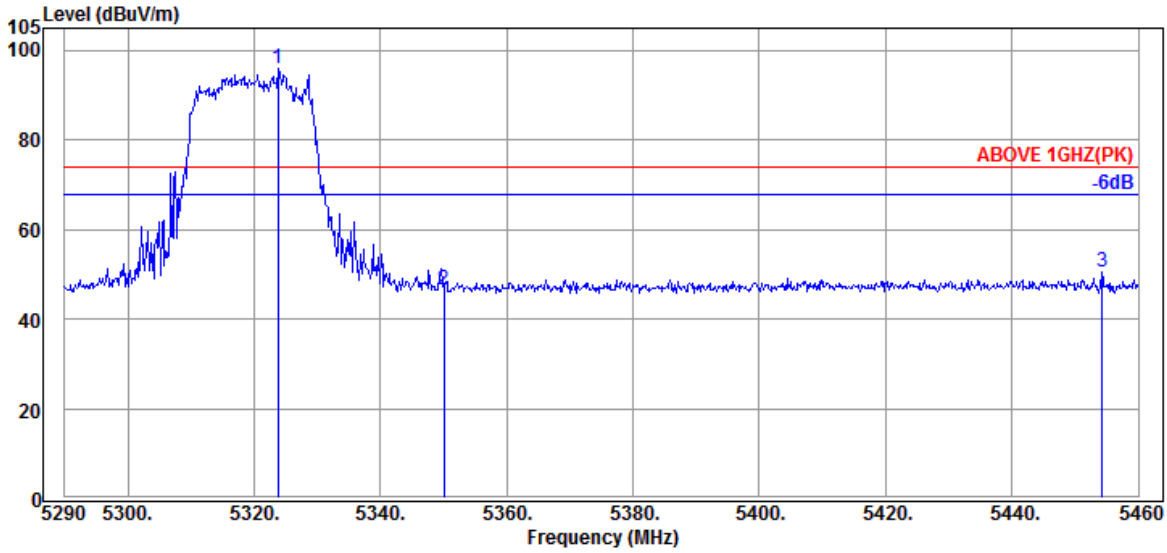

Antenna at Horizontal Polarization

	Emission Frequency (MHz)	Antenna Factor (dB/m)	Cable Loss (dB)	Preamp Gain (dB)	Read Level (dBμV)	Emission Level (dBμV/m)	Limits (dBμV/m)	Margin (dB)	Detector
@	5323.830	34.57	8.53	39.19	92.24	96.15	---	---	Peak
	5350.010	34.60	8.56	39.19	42.66	46.63	74.00	27.37	Peak
	5454.220	34.60	8.64	39.17	46.35	50.42	74.00	23.58	Peak

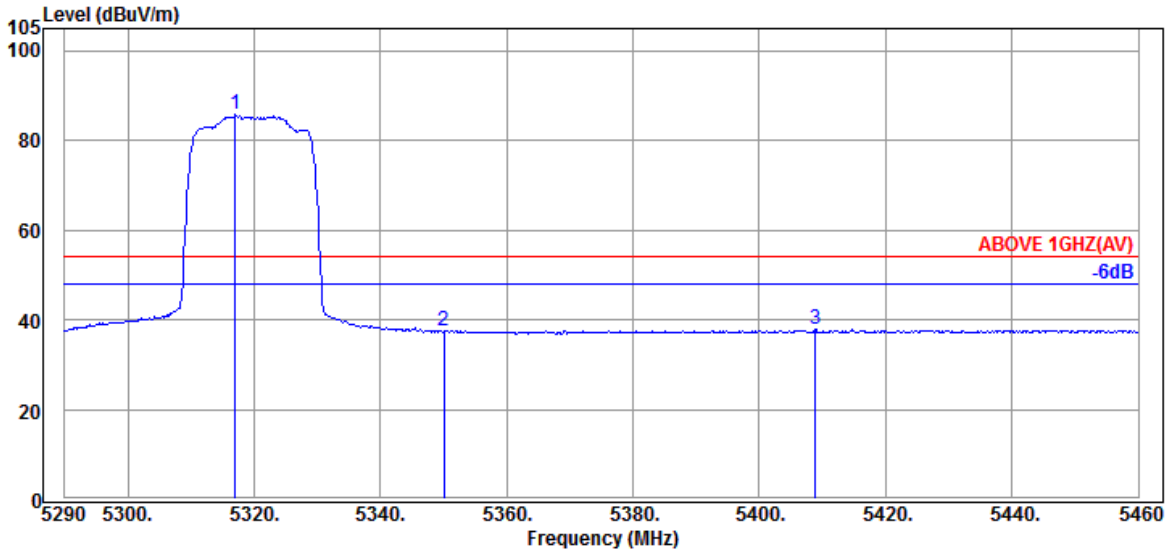

Antenna at Horizontal Polarization

	Emission Frequency (MHz)	Antenna Factor (dB/m)	Cable Loss (dB)	Preamp Gain (dB)	Read Level (dBμV)	Emission Level (dBμV/m)	Limits (dBμV/m)	Margin (dB)	Detector
@	5317.030	34.53	8.53	39.19	81.83	85.70	---	---	Average
	5350.010	34.60	8.56	39.19	33.43	37.40	54.00	16.60	Average
	5408.830	34.67	8.60	39.18	33.71	37.80	54.00	16.20	Average

Remark: The "@" means fundamental frequency, it is ignored in this section.

This test report may be reproduced in full only. The document may only be updated by Audix Technology Corp. personnel. Any changes will be noted in the Document History section of the report.

Audix Technology Corp.
No. 53-11, Dingfu, Linkou, Dist.,
New Taipei City244, Taiwan

Tel: +886 2 26099301
Fax: +886 2 26099303

Mode	802.11ax-HE40	Band	NII-2A
RU Configuration	242/62	Frequency	TX 5310MHz

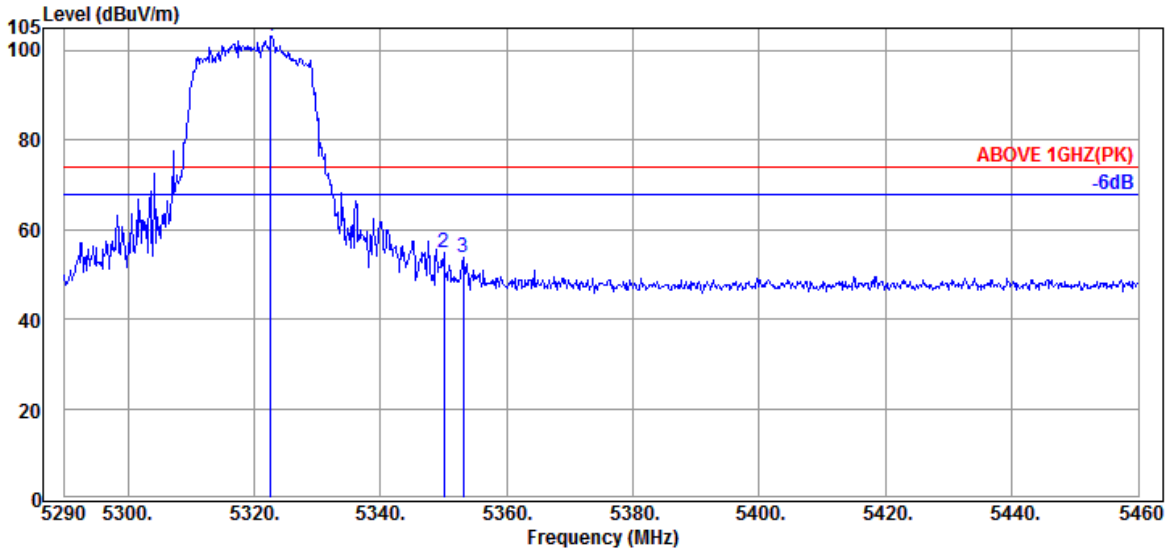

Antenna at Vertical Polarization

Emission Frequency (MHz)	Antenna Factor (dB/m)	Cable Loss (dB)	Preamp Gain (dB)	Read Level (dBμV)	Emission Level (dBμV/m)	Limits (dBμV/m)	Margin (dB)	Detector
@ 5322.640	34.53	8.53	39.19	99.15	103.02	---	---	Peak
5350.010	34.60	8.56	39.19	50.80	54.77	74.00	19.23	Peak
5353.070	34.60	8.56	39.19	49.62	53.59	74.00	20.41	Peak

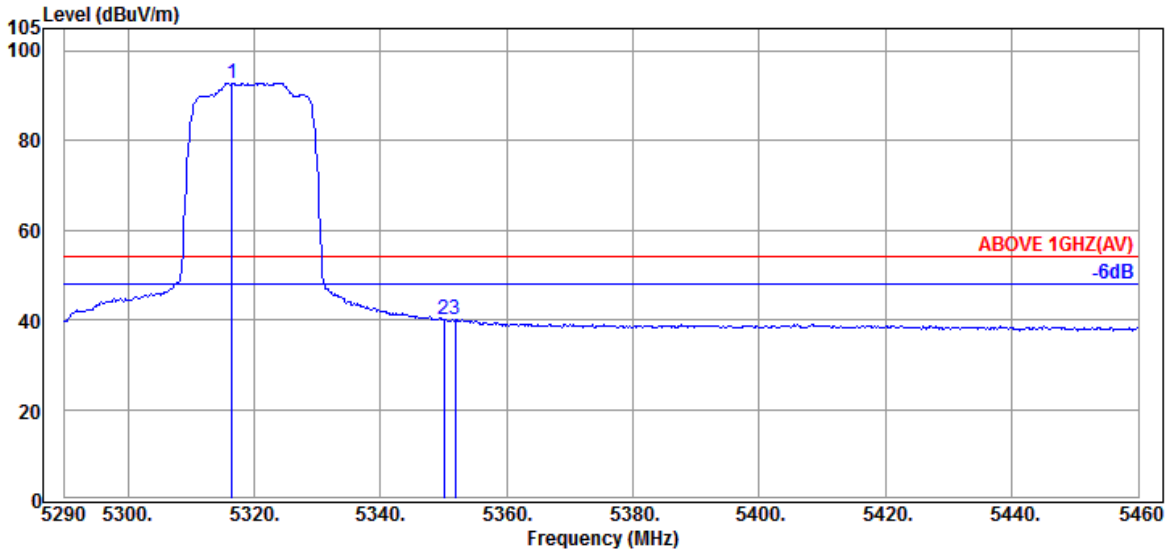

Antenna at Vertical Polarization

Emission Frequency (MHz)	Antenna Factor (dB/m)	Cable Loss (dB)	Preamp Gain (dB)	Read Level (dBμV)	Emission Level (dBμV/m)	Limits (dBμV/m)	Margin (dB)	Detector
@ 5316.520	34.53	8.53	39.19	89.02	92.89	---	---	Average
5350.010	34.60	8.56	39.19	36.03	40.00	54.00	14.00	Average
5351.880	34.60	8.56	39.19	36.15	40.12	54.00	13.88	Average

Remark: The "@" means fundamental frequency, it is ignored in this section.

This test report may be reproduced in full only. The document may only be updated by Audix Technology Corp. personnel. Any changes will be noted in the Document History section of the report.

Audix Technology Corp.
No. 53-11, Dingfu, Linkou, Dist.,
New Taipei City244, Taiwan
Tel: +886 2 26099301
Fax: +886 2 26099303

Mode	802.11ax-HE40	Band	NII-2C
RU Configuration	242/61	Frequency	TX 5510MHz

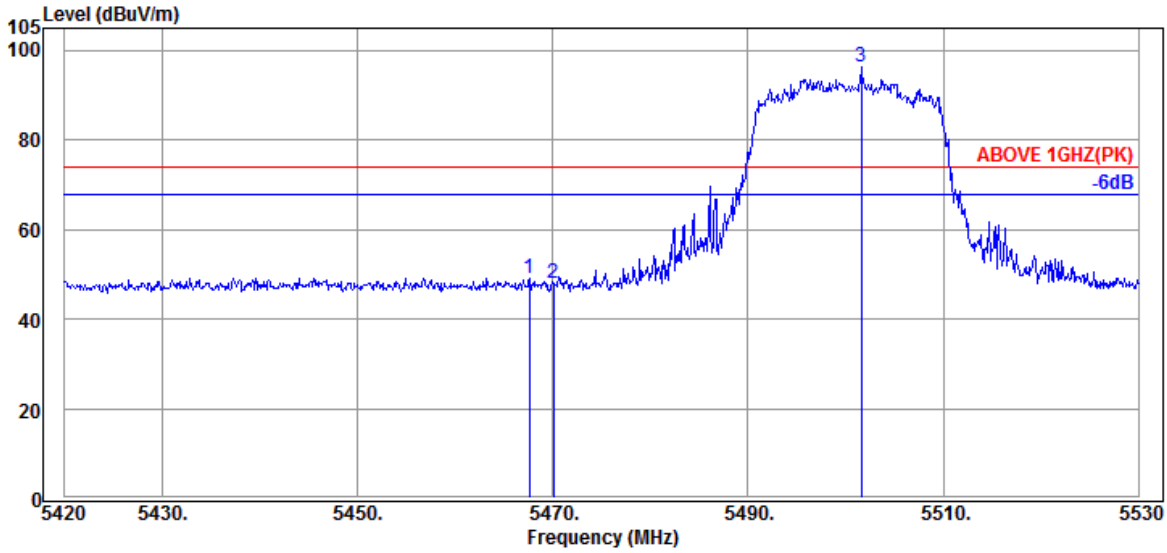

Antenna at Horizontal Polarization

	Emission Frequency (MHz)	Antenna Factor (dB/m)	Cable Loss (dB)	Preamp Gain (dB)	Read Level (dBμV)	Emission Level (dBμV/m)	Limits (dBμV/m)	Margin (dB)	Detector
	5467.630	34.57	8.65	39.17	45.13	49.18	74.00	24.82	Peak
	5470.050	34.57	8.65	39.17	43.80	47.85	74.00	26.15	Peak
@	5501.620	34.50	8.68	39.17	92.22	96.23	---	---	Peak

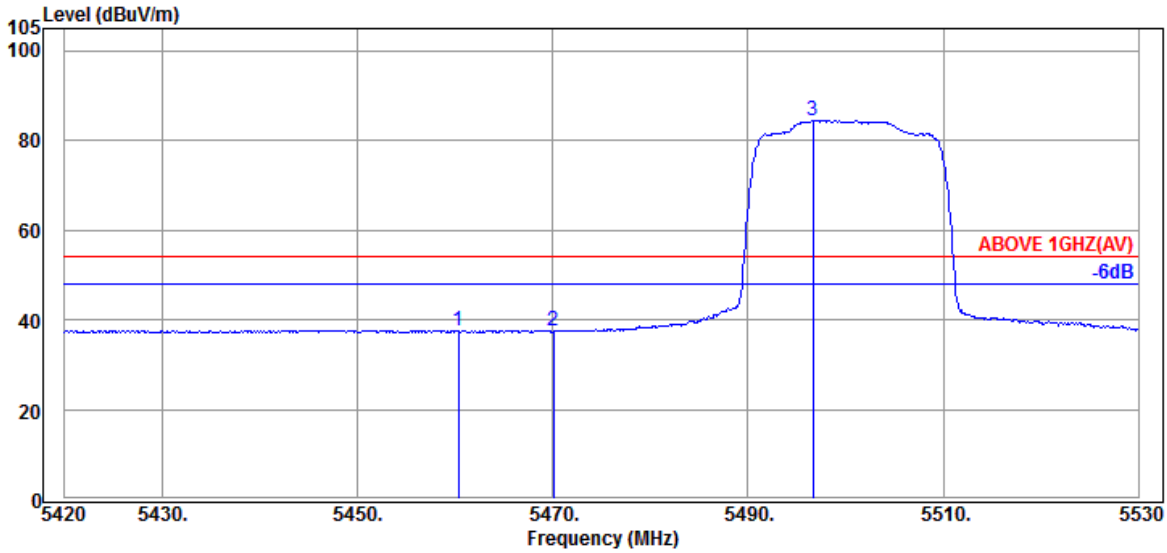

Antenna at Horizontal Polarization

	Emission Frequency (MHz)	Antenna Factor (dB/m)	Cable Loss (dB)	Preamp Gain (dB)	Read Level (dBμV)	Emission Level (dBμV/m)	Limits (dBμV/m)	Margin (dB)	Detector
	5460.370	34.60	8.64	39.17	33.60	37.67	54.00	16.33	Average
	5470.050	34.57	8.65	39.17	33.59	37.64	54.00	16.36	Average
@	5496.670	34.50	8.68	39.17	80.56	84.57	---	---	Average

Remark: The "@" means fundamental frequency, it is ignored in this section.

This test report may be reproduced in full only. The document may only be updated by Audix Technology Corp. personnel. Any changes will be noted in the Document History section of the report.

Audix Technology Corp.
No. 53-11, Dingfu, Linkou, Dist.,
New Taipei City244, Taiwan

Tel: +886 2 26099301
Fax: +886 2 26099303

Mode	802.11ax-HE40	Band	NII-2C
RU Configuration	242/61	Frequency	TX 5510MHz

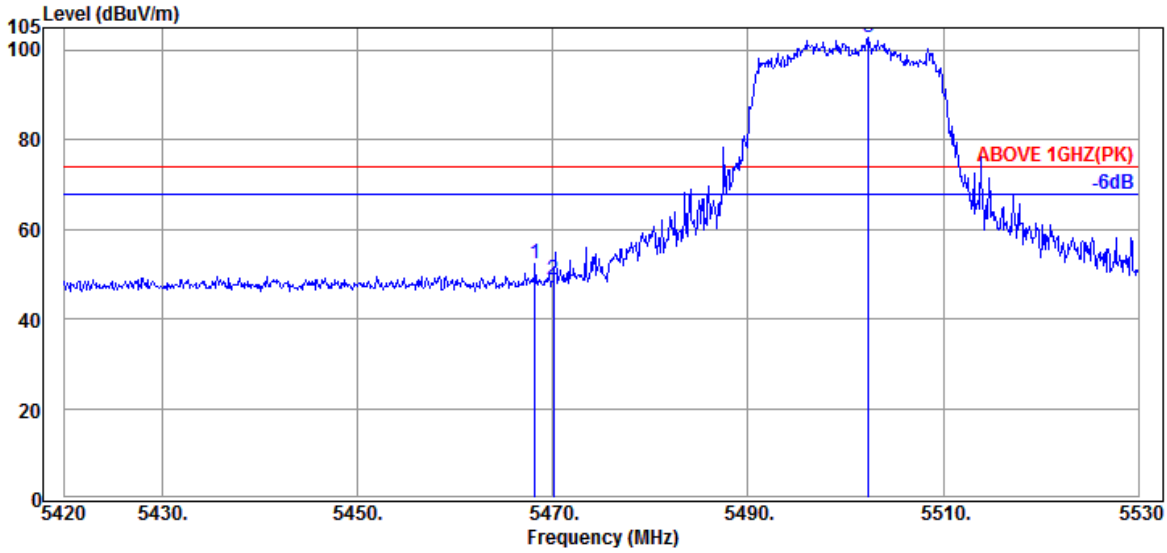

Antenna at Vertical Polarization

Emission Frequency (MHz)	Antenna Factor (dB/m)	Cable Loss (dB)	Preamp Gain (dB)	Read Level (dBμV)	Emission Level (dBμV/m)	Limits (dBμV/m)	Margin (dB)	Detector
5468.180	34.57	8.65	39.17	48.38	52.43	74.00	21.57	Peak
5470.050	34.57	8.65	39.17	44.66	48.71	74.00	25.29	Peak
@ 5502.390	34.50	8.68	39.17	98.70	102.71	---	---	Peak

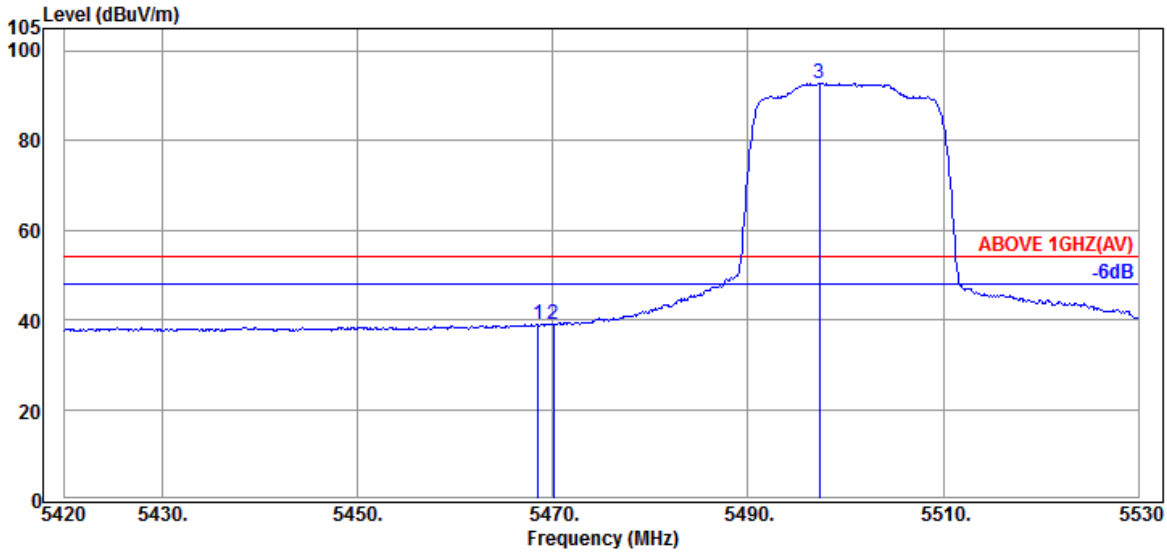

Antenna at Vertical Polarization

Emission Frequency (MHz)	Antenna Factor (dB/m)	Cable Loss (dB)	Preamp Gain (dB)	Read Level (dBμV)	Emission Level (dBμV/m)	Limits (dBμV/m)	Margin (dB)	Detector
5468.510	34.57	8.65	39.17	34.81	38.86	54.00	15.14	Average
5470.050	34.57	8.65	39.17	34.85	38.90	54.00	15.10	Average
@ 5497.330	34.50	8.68	39.17	88.70	92.71	---	---	Average

Remark: The "@" means fundamental frequency, it is ignored in this section.

This test report may be reproduced in full only. The document may only be updated by Audix Technology Corp. personnel. Any changes will be noted in the Document History section of the report.

Audix Technology Corp.
No. 53-11, Dingfu, Linkou, Dist.,
New Taipei City244, Taiwan

Tel: +886 2 26099301
Fax: +886 2 26099303

Mode	802.11ax-HE40	Band	NII-2C
RU Configuration	242/62	Frequency	TX 5670MHz

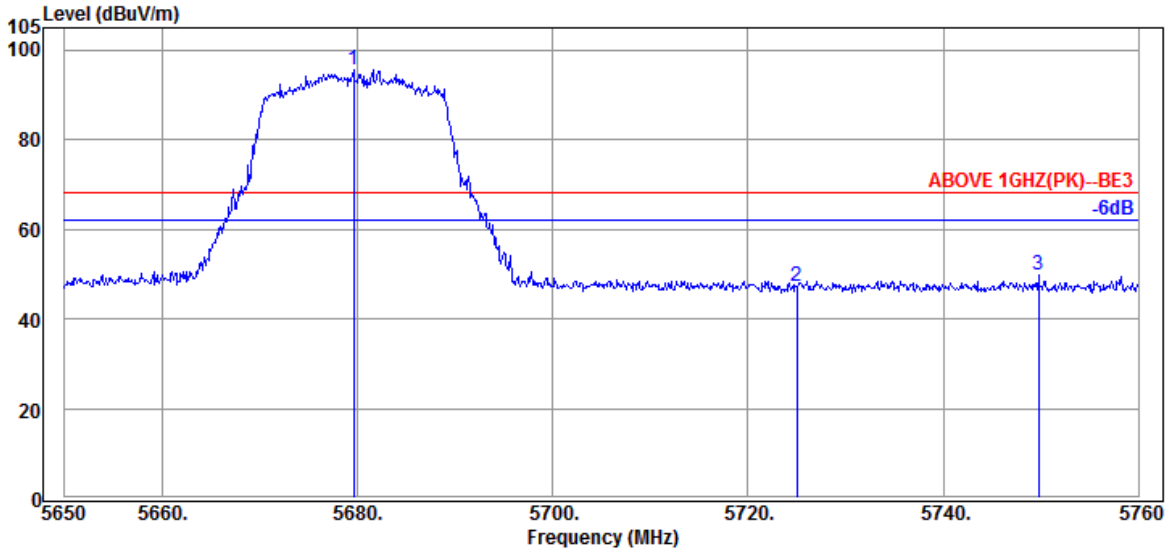

Antenna at Horizontal Polarization

Emission Frequency (MHz)	Antenna Factor (dB/m)	Cable Loss (dB)	Preamp Gain (dB)	Read Level (dBμV)	Emission Level (dBμV/m)	Limits (dBμV/m)	Margin (dB)	Detector
@ 5679.590	34.53	8.82	39.22	91.65	95.78	---	---	Peak
5725.020	34.50	8.86	39.23	43.04	47.17	68.20	21.03	Peak
5749.770	34.50	8.88	39.24	45.59	49.73	68.20	18.47	Peak

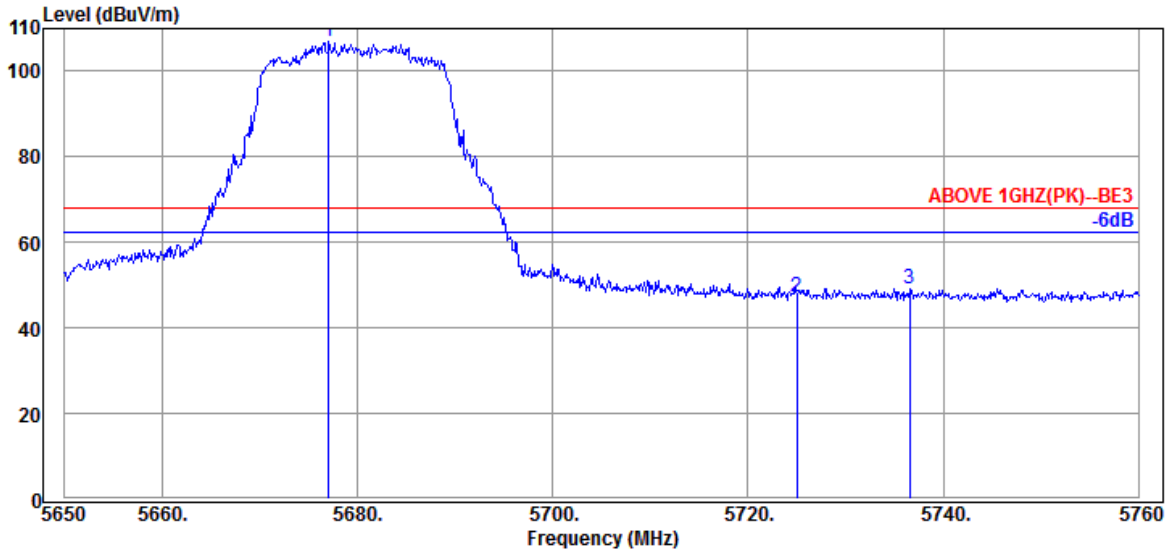

Antenna at Vertical Polarization

Emission Frequency (MHz)	Antenna Factor (dB/m)	Cable Loss (dB)	Preamp Gain (dB)	Read Level (dBμV)	Emission Level (dBμV/m)	Limits (dBμV/m)	Margin (dB)	Detector
@ 5677.060	34.53	8.82	39.22	102.69	106.82	---	---	Peak
5725.020	34.50	8.86	39.23	43.28	47.41	68.20	20.79	Peak
5736.570	34.50	8.88	39.23	45.13	49.28	68.20	18.92	Peak

Remark: The "@" means fundamental frequency, it is ignored in this section.

This test report may be reproduced in full only. The document may only be updated by Audix Technology Corp. personnel. Any changes will be noted in the Document History section of the report.

Audix Technology Corp.
No. 53-11, Dingfu, Linkou, Dist.,
New Taipei City244, Taiwan
Tel: +886 2 26099301
Fax: +886 2 26099303

Mode	802.11ax-HE40	Band	NII-III
RU Configuration	242/61	Frequency	TX 5755MHz

Antenna at Horizontal Polarization

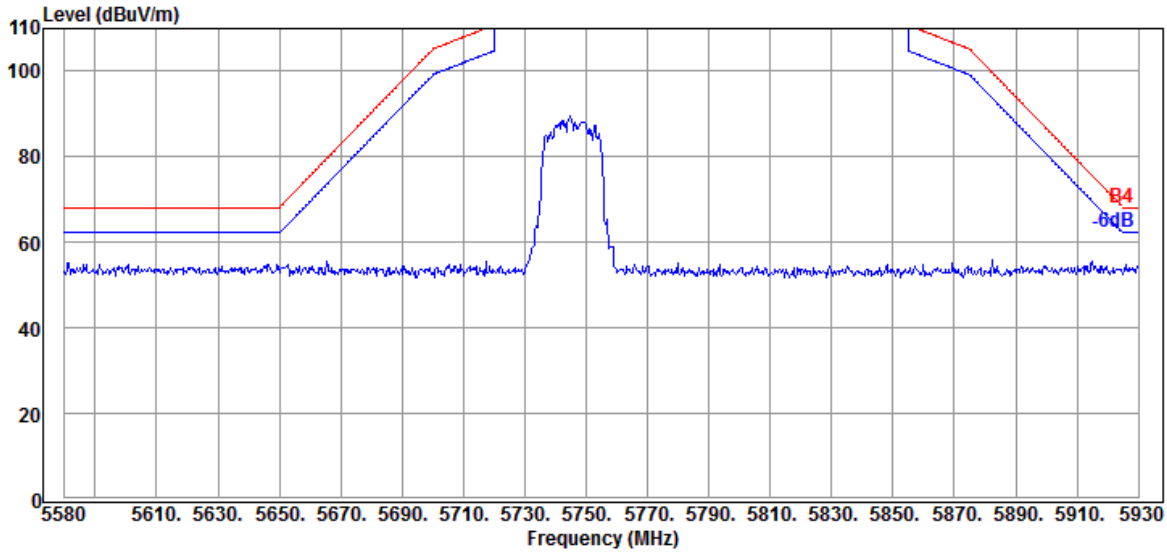

Antenna at Vertical Polarization

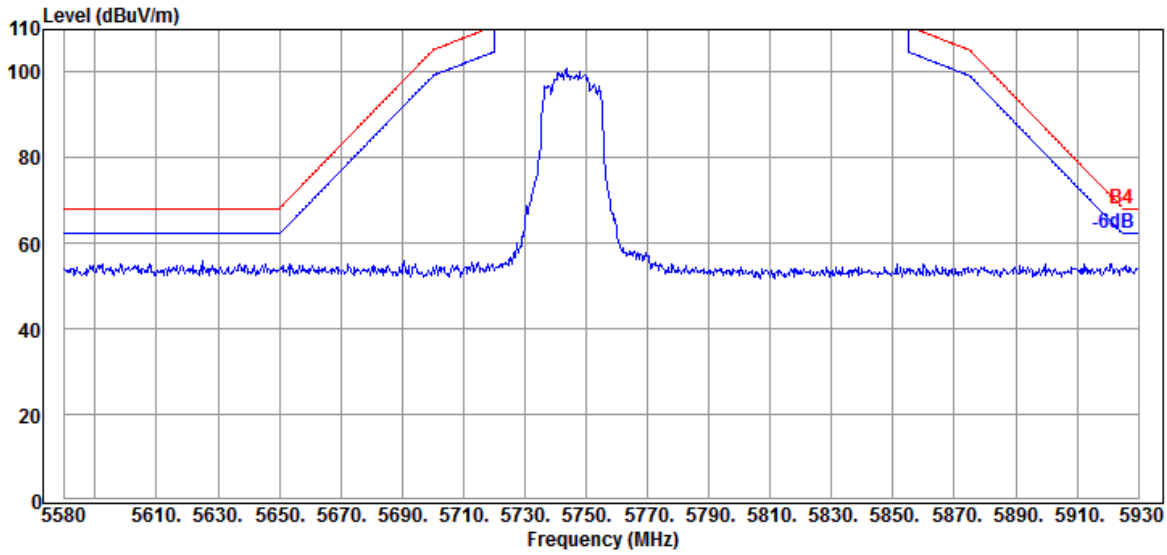

This test report may be reproduced in full only. The document may only be updated by Audix Technology Corp. personnel. Any changes will be noted in the Document History section of the report.

Audix Technology Corp.
No. 53-11, Dingfu, Linkou, Dist.,
New Taipei City244, Taiwan
Tel: +886 2 26099301
Fax: +886 2 26099303

Mode	802.11ax-HE40	Band	NII-III
RU Configuration	242/62	Frequency	TX 5795MHz

Antenna at Horizontal Polarization

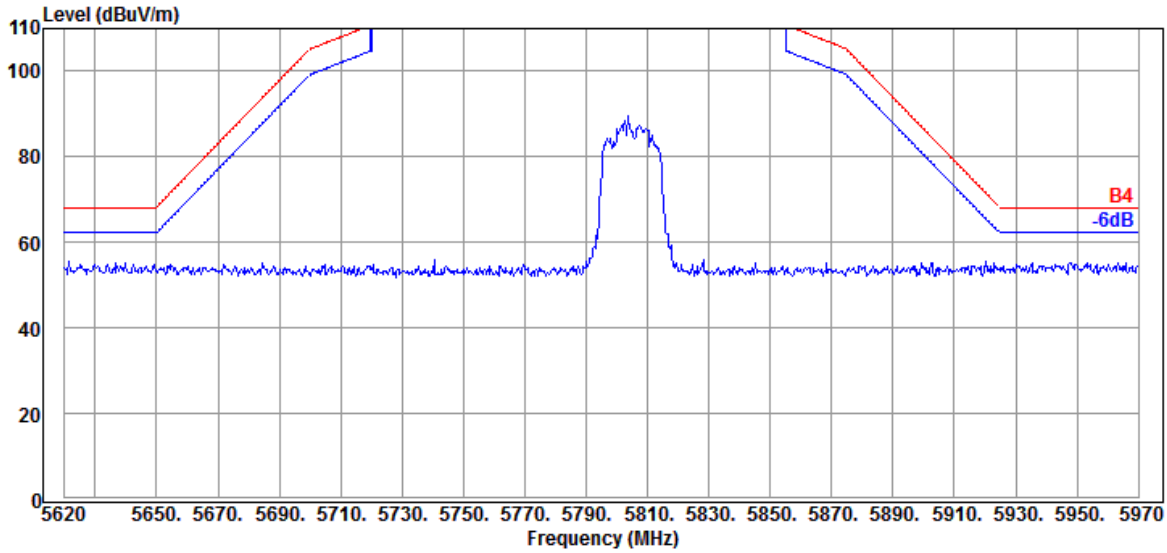

Antenna at Vertical Polarization

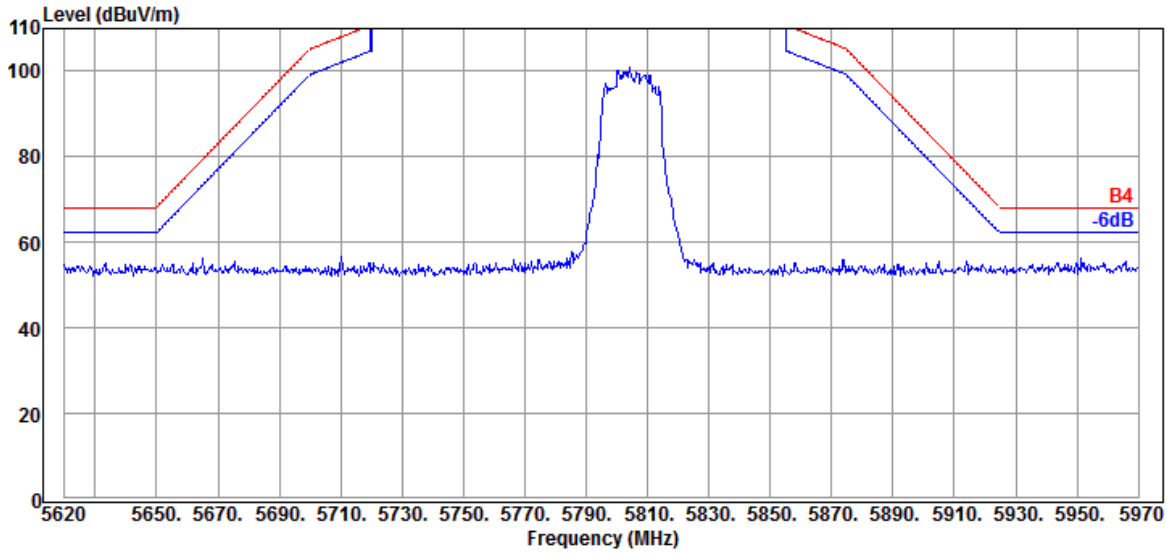

This test report may be reproduced in full only. The document may only be updated by Audix Technology Corp. personnel. Any changes will be noted in the Document History section of the report.

Audix Technology Corp.
No. 53-11, Dingfu, Linkou, Dist.,
New Taipei City244, Taiwan
Tel: +886 2 26099301
Fax: +886 2 26099303

Mode	802.11ax-HE80	Band	NII-I
RU Configuration	484/65	Frequency	TX 5210MHz

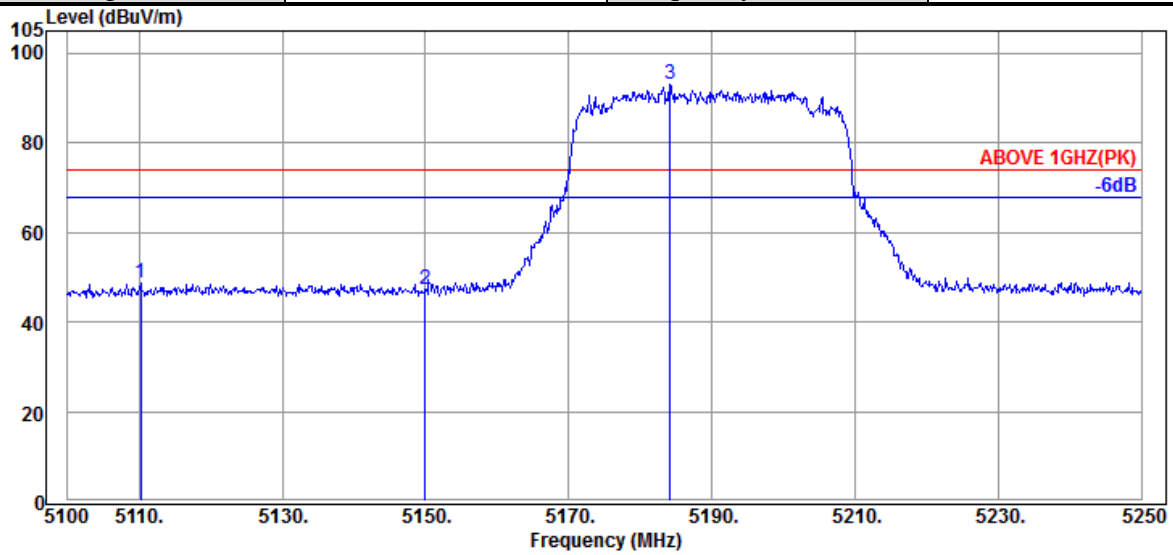

Antenna at Horizontal Polarization

Emission Frequency (MHz)	Antenna Factor (dB/m)	Cable Loss (dB)	Preamp Gain (dB)	Read Level (dBμV)	Emission Level (dBμV/m)	Limits (dBμV/m)	Margin (dB)	Detector
5110.200	33.90	8.36	39.22	45.61	48.65	74.00	25.35	Peak
5149.950	34.10	8.39	39.21	43.93	47.21	74.00	26.79	Peak
@ 5184.150	34.23	8.41	39.21	89.53	92.96	---	---	Peak

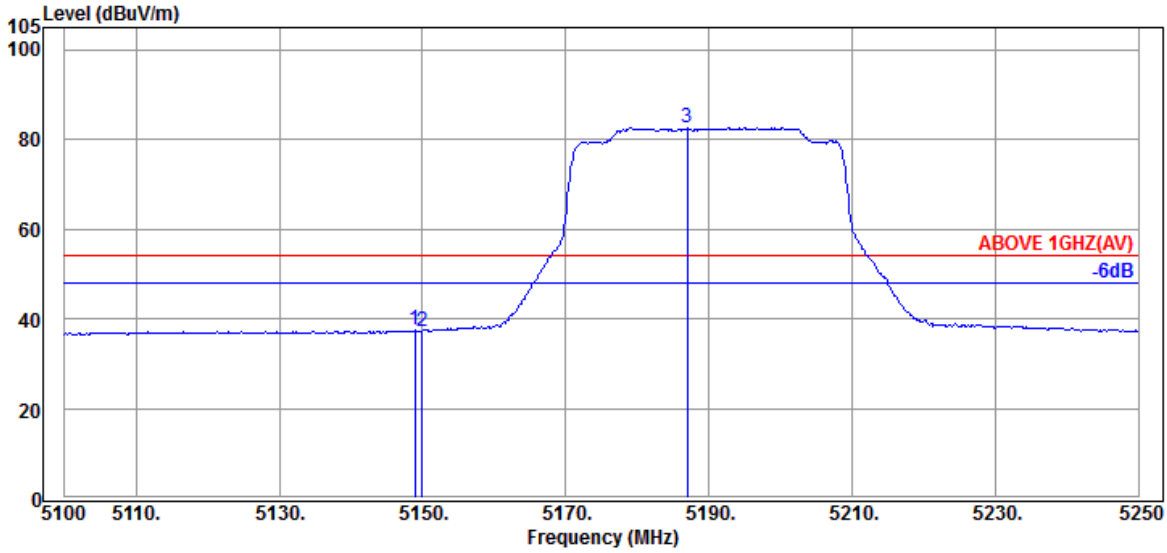

Antenna at Horizontal Polarization

Emission Frequency (MHz)	Antenna Factor (dB/m)	Cable Loss (dB)	Preamp Gain (dB)	Read Level (dBμV)	Emission Level (dBμV/m)	Limits (dBμV/m)	Margin (dB)	Detector
5148.900	34.10	8.39	39.21	34.09	37.37	54.00	16.63	Average
5149.950	34.10	8.39	39.21	34.02	37.30	54.00	16.70	Average
@ 5187.000	34.30	8.41	39.21	79.05	82.55	---	---	Average

Remark: The "@" means fundamental frequency, it is ignored in this section.

This test report may be reproduced in full only. The document may only be updated by Audix Technology Corp. personnel. Any changes will be noted in the Document History section of the report.

Audix Technology Corp.
No. 53-11, Dingfu, Linkou, Dist.,
New Taipei City244, Taiwan
Tel: +886 2 26099301
Fax: +886 2 26099303

Mode	802.11ax-HE80	Band	NII-I
RU Configuration	484/65	Frequency	TX 5210MHz

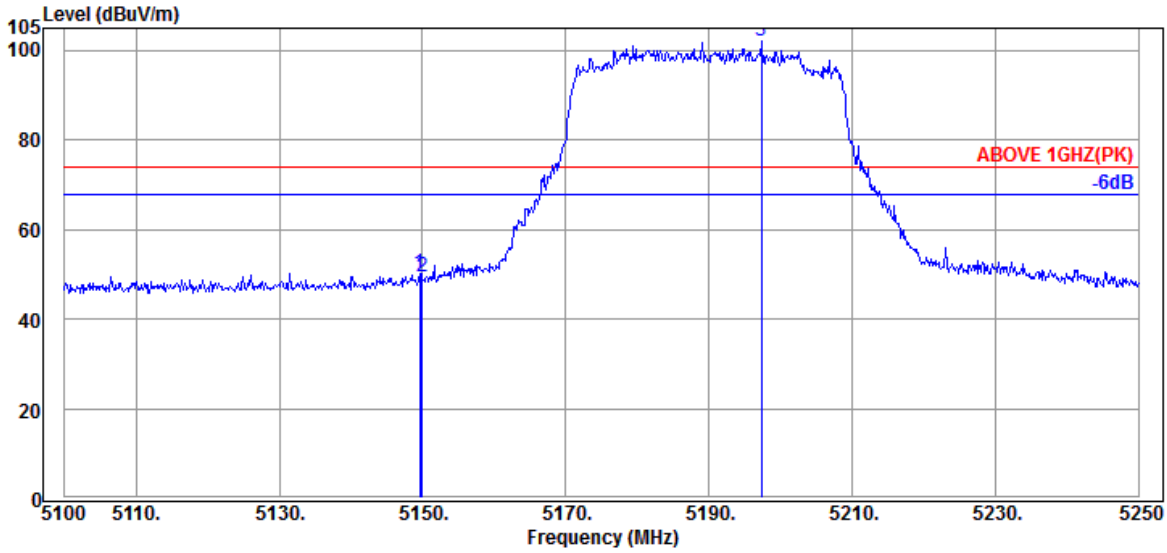

Antenna at Vertical Polarization

	Emission Frequency (MHz)	Antenna Factor (dB/m)	Cable Loss (dB)	Preamp Gain (dB)	Read Level (dBµV)	Emission Level (dBµV/m)	Limits (dBµV/m)	Margin (dB)	Detector
	5149.650	34.10	8.39	39.21	46.96	50.24	74.00	23.76	Peak
	5149.950	34.10	8.39	39.21	46.21	49.49	74.00	24.51	Peak
@	5197.350	34.30	8.43	39.21	98.63	102.15	---	---	Peak

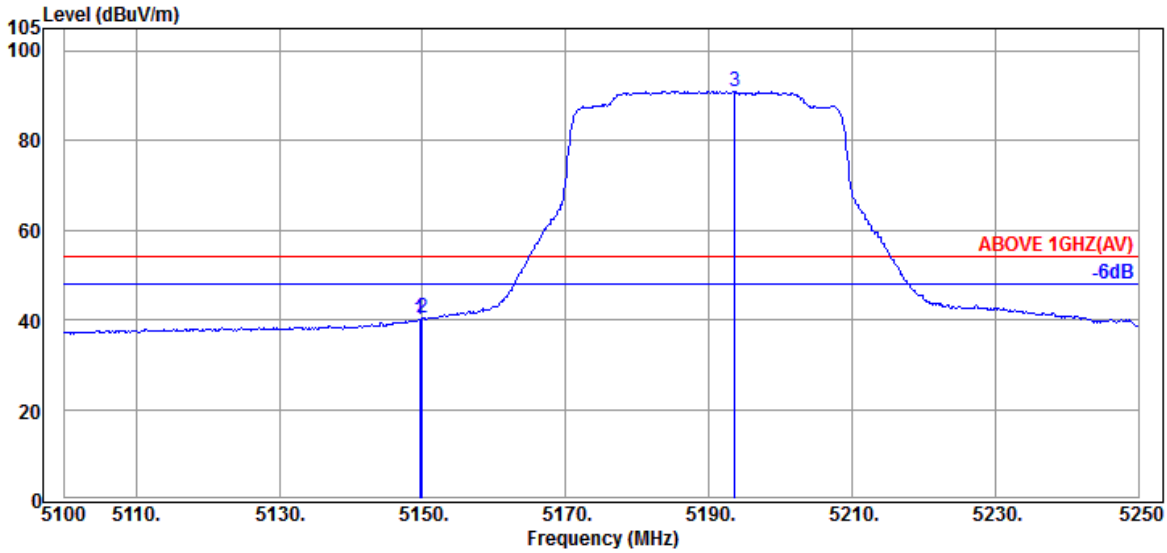

Antenna at Vertical Polarization

	Emission Frequency (MHz)	Antenna Factor (dB/m)	Cable Loss (dB)	Preamp Gain (dB)	Read Level (dBµV)	Emission Level (dBµV/m)	Limits (dBµV/m)	Margin (dB)	Detector
	5149.650	34.10	8.39	39.21	36.88	40.16	54.00	13.84	Average
	5149.950	34.10	8.39	39.21	37.05	40.33	54.00	13.67	Average
@	5193.600	34.30	8.43	39.21	87.45	90.97	---	---	Average

Remark: The "@" means fundamental frequency, it is ignored in this section.

This test report may be reproduced in full only. The document may only be updated by Audix Technology Corp. personnel. Any changes will be noted in the Document History section of the report.

Audix Technology Corp.
No. 53-11, Dingfu, Linkou, Dist.,
New Taipei City244, Taiwan

Tel: +886 2 26099301
Fax: +886 2 26099303

Mode	802.11ax-HE80	Band	NII-2A
RU Configuration	484/66	Frequency	TX 5290MHz

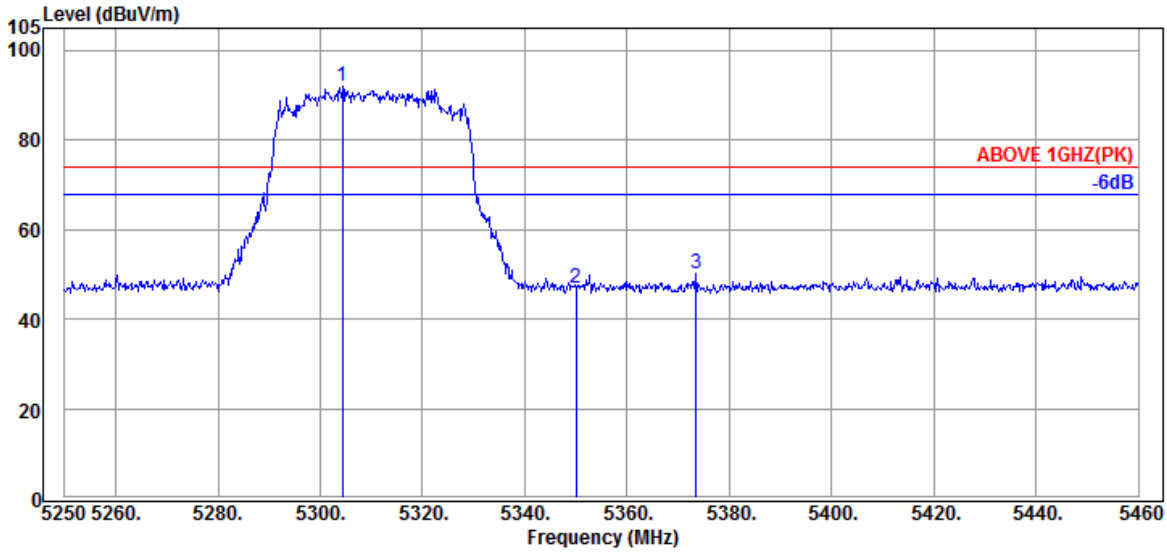

Antenna at Horizontal Polarization

Emission Frequency (MHz)	Antenna Factor (dB/m)	Cable Loss (dB)	Preamp Gain (dB)	Read Level (dBμV)	Emission Level (dBμV/m)	Limits (dBμV/m)	Margin (dB)	Detector
@ 5304.390	34.50	8.51	39.19	88.28	92.10	---	---	Peak
5349.960	34.60	8.56	39.19	42.93	46.90	74.00	27.10	Peak
5373.480	34.67	8.57	39.18	46.18	50.24	74.00	23.76	Peak

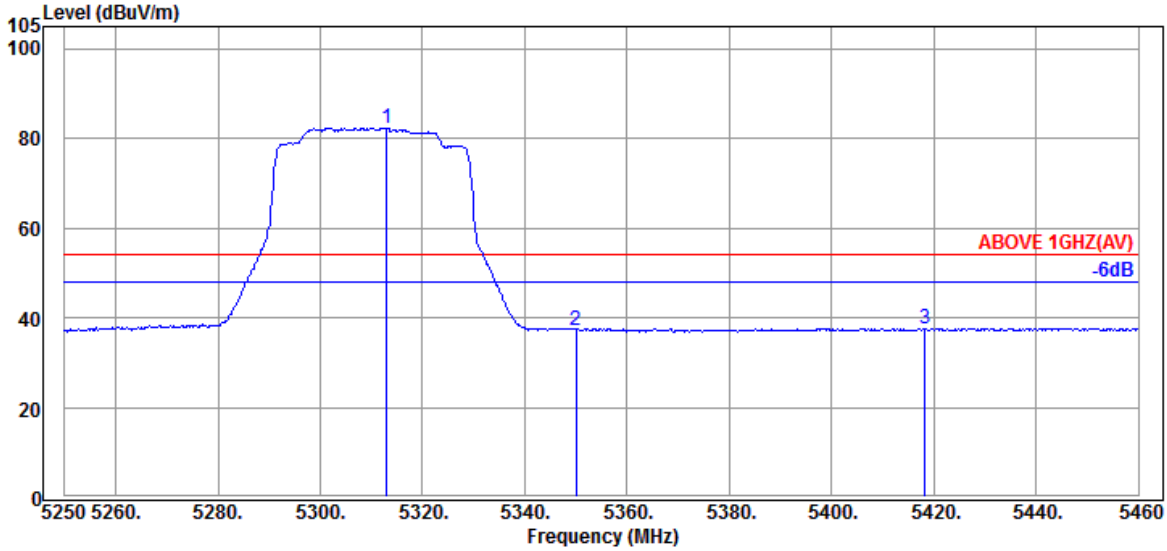

Antenna at Horizontal Polarization

Emission Frequency (MHz)	Antenna Factor (dB/m)	Cable Loss (dB)	Preamp Gain (dB)	Read Level (dBμV)	Emission Level (dBμV/m)	Limits (dBμV/m)	Margin (dB)	Detector
@ 5313.000	34.53	8.53	39.19	78.58	82.45	---	---	Average
5349.960	34.60	8.56	39.19	33.22	37.19	54.00	16.81	Average
5418.210	34.65	8.61	39.18	33.60	37.68	54.00	16.32	Average

Remark: The "@" means fundamental frequency, it is ignored in this section.

This test report may be reproduced in full only. The document may only be updated by Audix Technology Corp. personnel. Any changes will be noted in the Document History section of the report.

Audix Technology Corp.
No. 53-11, Dingfu, Linkou, Dist.,
New Taipei City244, Taiwan

Tel: +886 2 26099301
Fax: +886 2 26099303

Mode	802.11ax-HE80	Band	NII-2A
RU Configuration	484/66	Frequency	TX 5290MHz

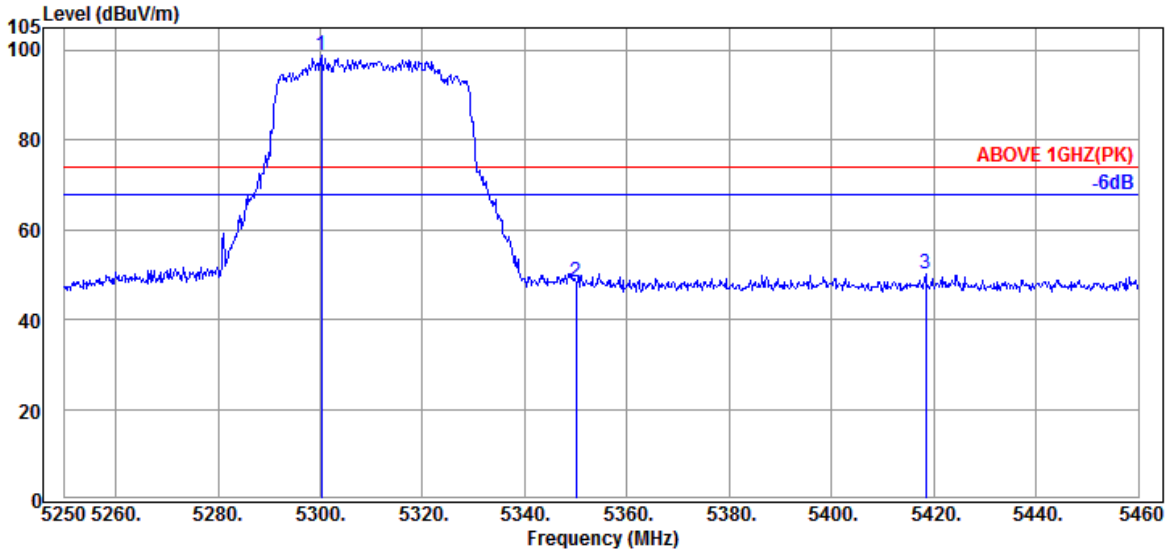

Antenna at Vertical Polarization

Emission Frequency (MHz)	Antenna Factor (dB/m)	Cable Loss (dB)	Preamp Gain (dB)	Read Level (dBμV)	Emission Level (dBμV/m)	Limits (dBμV/m)	Margin (dB)	Detector
@ 5300.190	34.50	8.51	39.19	94.96	98.78	---	---	Peak
5349.960	34.60	8.56	39.19	44.41	48.38	74.00	25.62	Peak
5418.420	34.65	8.61	39.18	46.13	50.21	74.00	23.79	Peak

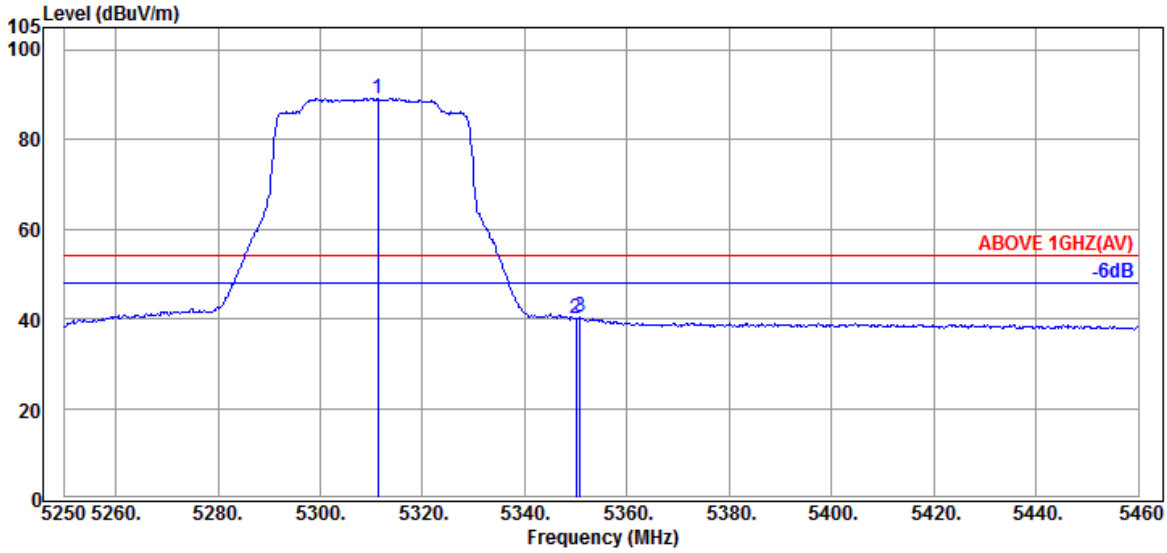

Antenna at Vertical Polarization

Emission Frequency (MHz)	Antenna Factor (dB/m)	Cable Loss (dB)	Preamp Gain (dB)	Read Level (dBμV)	Emission Level (dBμV/m)	Limits (dBμV/m)	Margin (dB)	Detector
@ 5311.320	34.53	8.53	39.19	85.30	89.17	---	---	Average
5349.960	34.60	8.56	39.19	36.23	40.20	54.00	13.80	Average
5350.800	34.60	8.56	39.19	36.33	40.30	54.00	13.70	Average

Remark: The "@" means fundamental frequency, it is ignored in this section.

This test report may be reproduced in full only. The document may only be updated by Audix Technology Corp. personnel. Any changes will be noted in the Document History section of the report.

Audix Technology Corp.
No. 53-11, Dingfu, Linkou, Dist.,
New Taipei City244, Taiwan
Tel: +886 2 26099301
Fax: +886 2 26099303

Mode	802.11ax-HE80	Band	NII-2C
RU Configuration	484/65	Frequency	TX 5530MHz

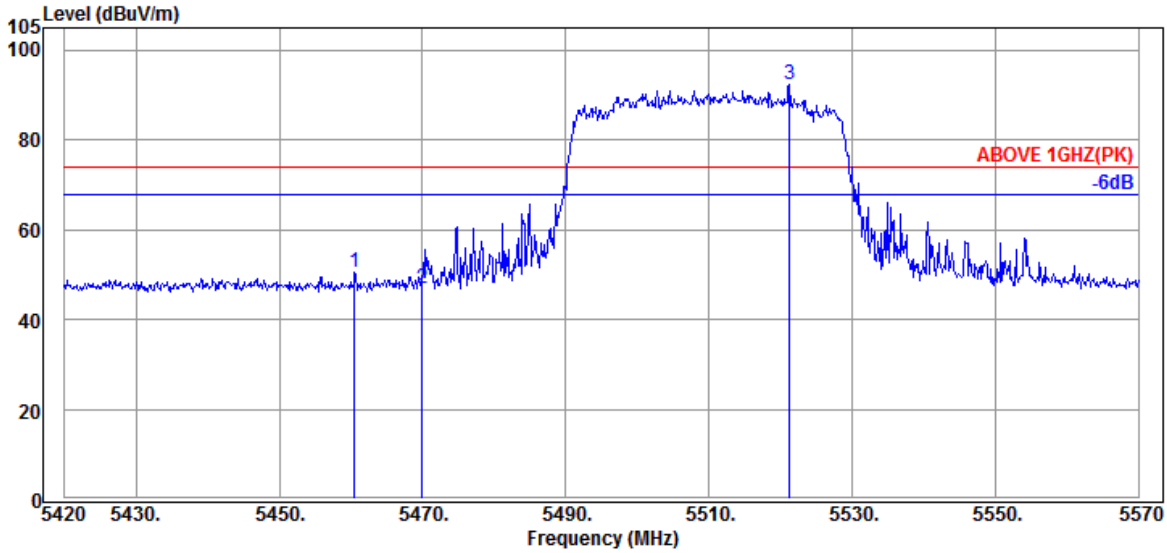

Antenna at Horizontal Polarization

	Emission Frequency (MHz)	Antenna Factor (dB/m)	Cable Loss (dB)	Preamp Gain (dB)	Read Level (dBμV)	Emission Level (dBμV/m)	Limits (dBμV/m)	Margin (dB)	Detector
	5460.500	34.60	8.64	39.17	46.58	50.65	74.00	23.35	Peak
	5469.950	34.57	8.65	39.17	42.90	46.95	74.00	27.05	Peak
@	5521.250	34.53	8.70	39.17	88.49	92.55	---	---	Peak

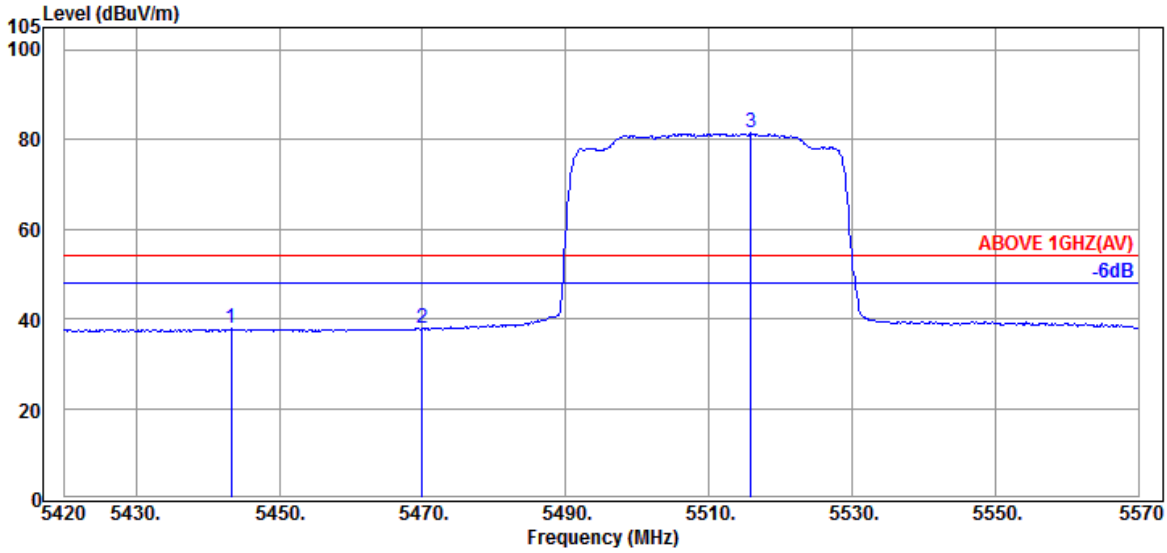

Antenna at Horizontal Polarization

	Emission Frequency (MHz)	Antenna Factor (dB/m)	Cable Loss (dB)	Preamp Gain (dB)	Read Level (dBμV)	Emission Level (dBμV/m)	Limits (dBμV/m)	Margin (dB)	Detector
	5443.250	34.62	8.63	39.18	33.67	37.74	54.00	16.26	Average
	5469.950	34.57	8.65	39.17	33.70	37.75	54.00	16.25	Average
@	5515.850	34.53	8.70	39.17	77.31	81.37	---	---	Average

Remark: The "@" means fundamental frequency, it is ignored in this section.

This test report may be reproduced in full only. The document may only be updated by Audix Technology Corp. personnel. Any changes will be noted in the Document History section of the report.

Audix Technology Corp.
No. 53-11, Dingfu, Linkou, Dist.,
New Taipei City244, Taiwan
Tel: +886 2 26099301
Fax: +886 2 26099303

Mode	802.11ax-HE80	UNII Band	NII-2C
RU Configuration	484/65	Frequency	TX 5530MHz

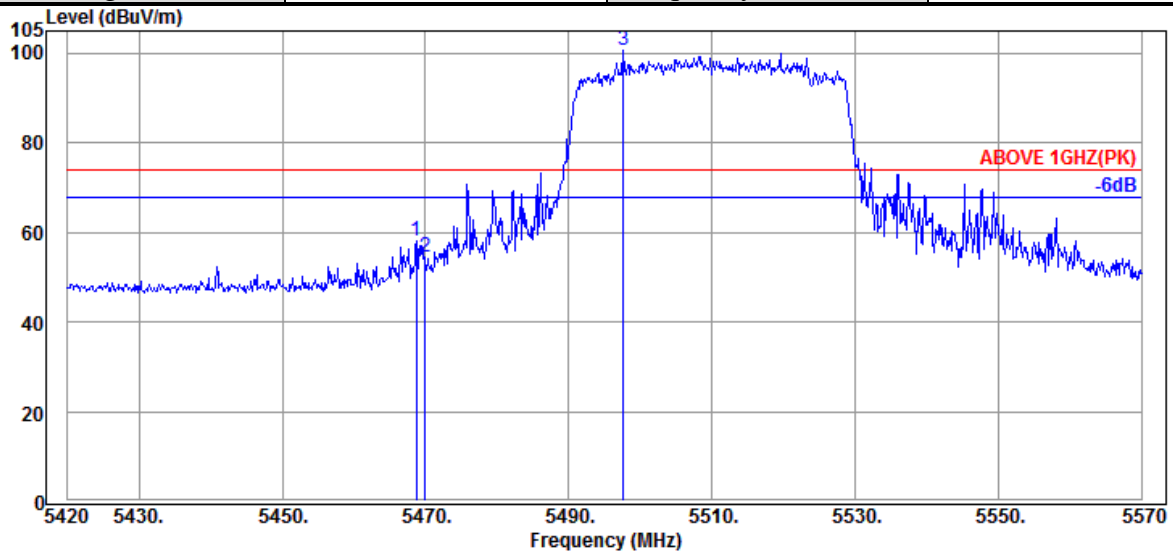

Antenna at Vertical Polarization

	Emission Frequency (MHz)	Antenna Factor (dB/m)	Cable Loss (dB)	Preamp Gain (dB)	Read Level (dBµV)	Emission Level (dBµV/m)	Limits (dBµV/m)	Margin (dB)	Detector
	5468.750	34.57	8.65	39.17	53.89	57.94	74.00	16.06	Peak
	5469.950	34.57	8.65	39.17	50.46	54.51	74.00	19.49	Peak
@	5497.700	34.50	8.68	39.17	96.60	100.61	---	---	Peak

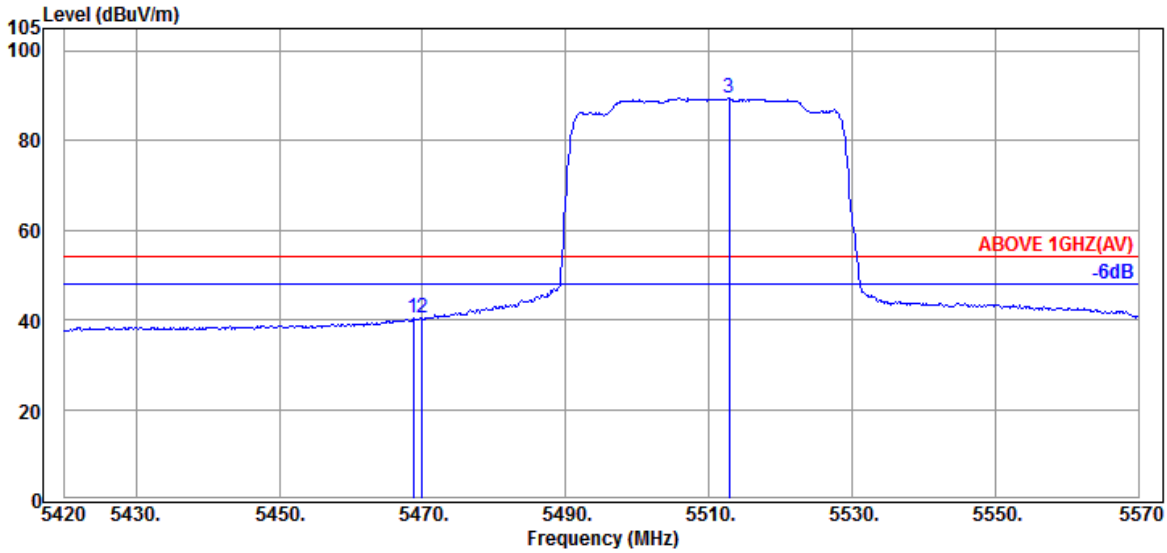

Antenna at Vertical Polarization

	Emission Frequency (MHz)	Antenna Factor (dB/m)	Cable Loss (dB)	Preamp Gain (dB)	Read Level (dBµV)	Emission Level (dBµV/m)	Limits (dBµV/m)	Margin (dB)	Detector
	5468.750	34.57	8.65	39.17	36.28	40.33	54.00	13.67	Average
	5469.950	34.57	8.65	39.17	36.22	40.27	54.00	13.73	Average
@	5512.850	34.53	8.68	39.17	85.42	89.46	---	---	Average

Remark: The "@" means fundamental frequency, it is ignored in this section.

This test report may be reproduced in full only. The document may only be updated by Audix Technology Corp. personnel. Any changes will be noted in the Document History section of the report.

Audix Technology Corp.
No. 53-11, Dingfu, Linkou, Dist.,
New Taipei City244, Taiwan
Tel: +886 2 26099301
Fax: +886 2 26099303

Mode	802.11ax-HE80	Band	NII-III
RU Configuration	484/65	Frequency	TX 5775MHz

Antenna at Horizontal Polarization

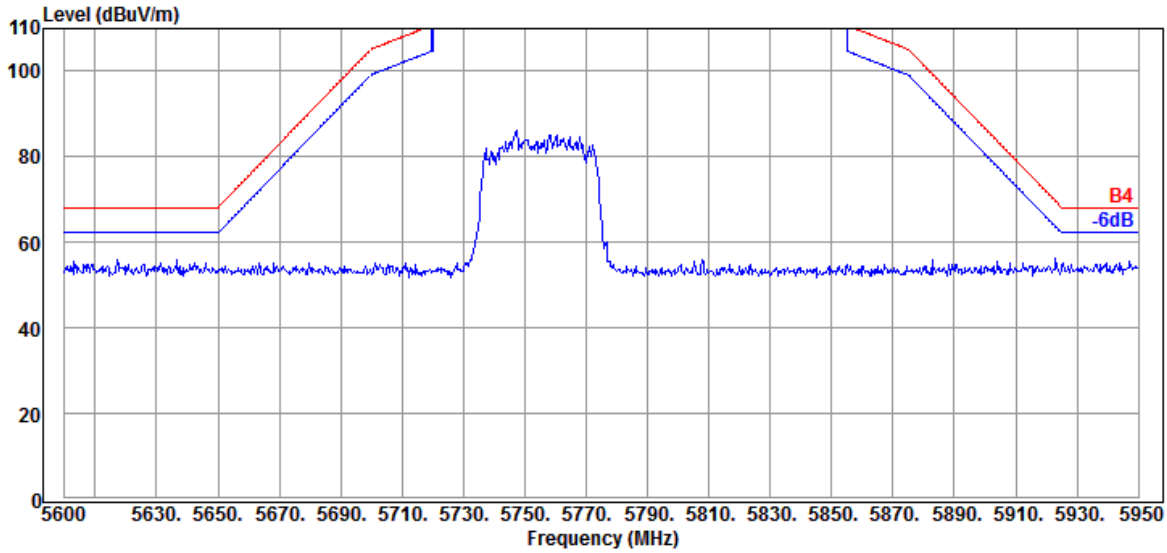

Antenna at Vertical Polarization

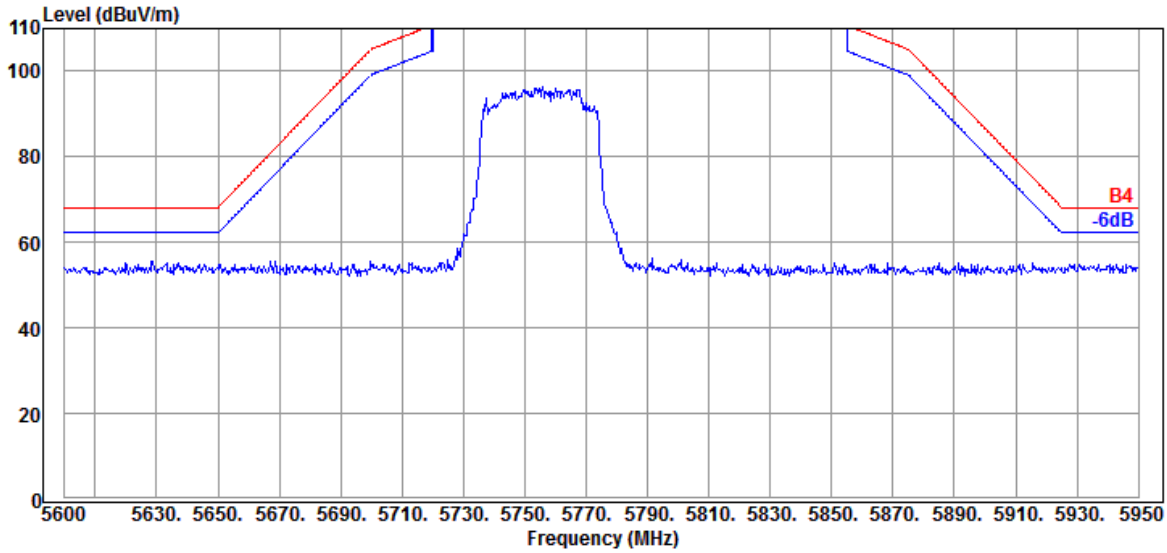

This test report may be reproduced in full only. The document may only be updated by Audix Technology Corp. personnel. Any changes will be noted in the Document History section of the report.

Audix Technology Corp.
No. 53-11, Dingfu, Linkou, Dist.,
New Taipei City244, Taiwan
Tel: +886 2 26099301
Fax: +886 2 26099303

Mode	802.11ax-HE80	Band	NII-III
RU Configuration	484/66	Frequency	TX 5775MHz

Antenna at Horizontal Polarization

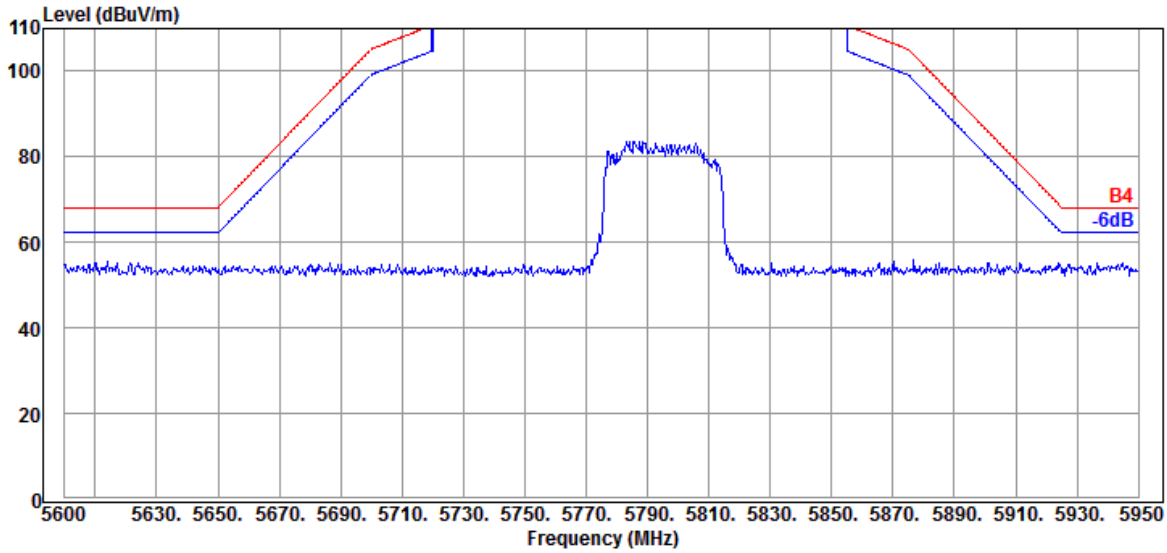

Antenna at Vertical Polarization

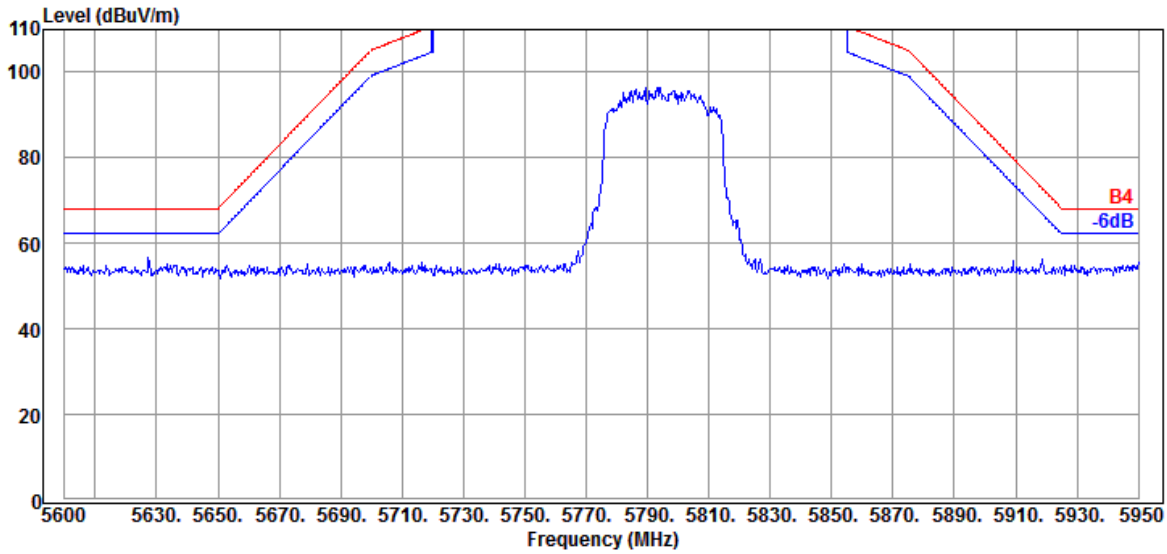

This test report may be reproduced in full only. The document may only be updated by Audix Technology Corp. personnel. Any changes will be noted in the Document History section of the report.

Audix Technology Corp.
No. 53-11, Dingfu, Linkou, Dist.,
New Taipei City244, Taiwan
Tel: +886 2 26099301
Fax: +886 2 26099303

Mode	802.11ax-HE160	Band	NII-I & NII-2A
RU Configuration	996/67	Frequency	TX 5250MHz

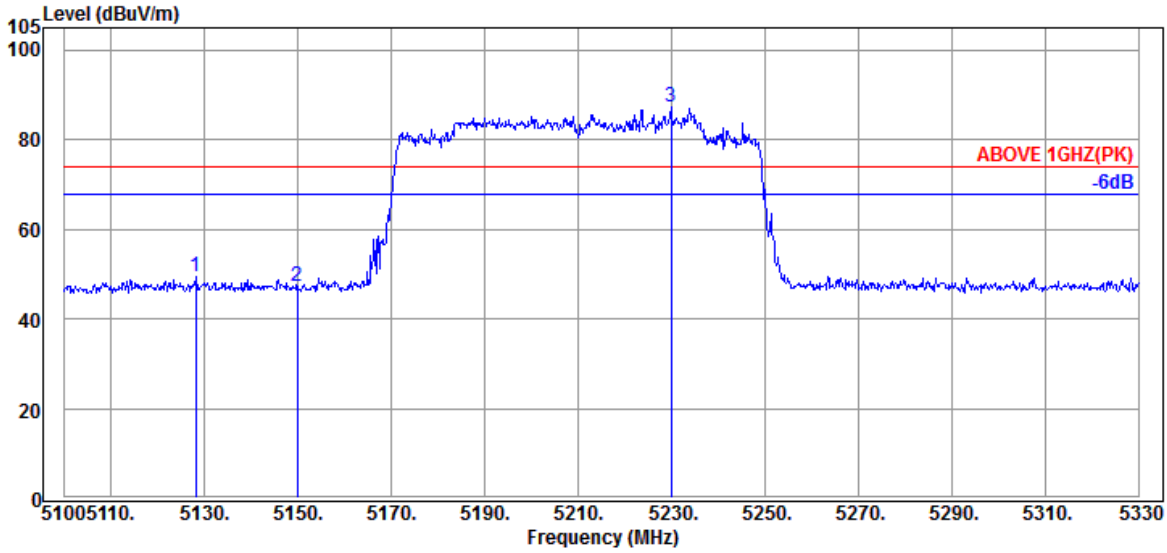

Antenna at Horizontal Polarization

Emission Frequency (MHz)	Antenna Factor (dB/m)	Cable Loss (dB)	Preamp Gain (dB)	Read Level (dBμV)	Emission Level (dBμV/m)	Limits (dBμV/m)	Margin (dB)	Detector
5128.060	34.03	8.37	39.21	46.21	49.40	74.00	24.60	Peak
5149.910	34.10	8.39	39.21	44.12	47.40	74.00	26.60	Peak
@ 5229.950	34.40	8.46	39.20	83.77	87.43	---	---	Peak

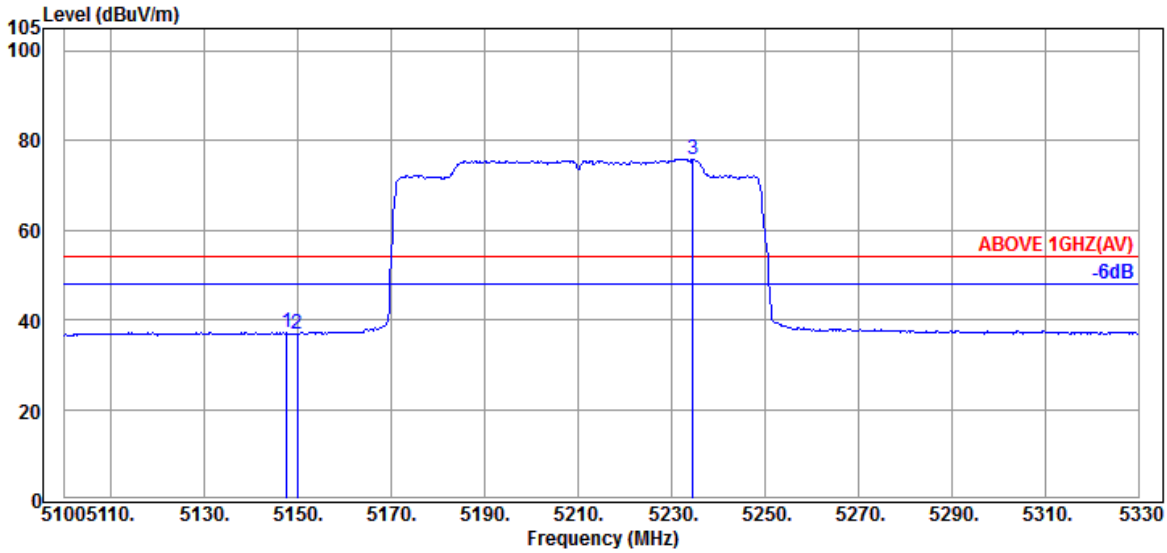

Antenna at Horizontal Polarization

Emission Frequency (MHz)	Antenna Factor (dB/m)	Cable Loss (dB)	Preamp Gain (dB)	Read Level (dBμV)	Emission Level (dBμV/m)	Limits (dBμV/m)	Margin (dB)	Detector
5147.610	34.10	8.39	39.21	33.86	37.14	54.00	16.86	Average
5149.910	34.10	8.39	39.21	33.66	36.94	54.00	17.06	Average
@ 5234.550	34.45	8.46	39.20	72.17	75.88	---	---	Average

Remark: The "@" means fundamental frequency, it is ignored in this section.

This test report may be reproduced in full only. The document may only be updated by Audix Technology Corp. personnel. Any changes will be noted in the Document History section of the report.

Audix Technology Corp.
No. 53-11, Dingfu, Linkou, Dist.,
New Taipei City244, Taiwan
Tel: +886 2 26099301
Fax: +886 2 26099303

Mode	802.11ax-HE160	UNII Band	I & NII-2A
RU Configuration	996/67	Frequency	TX 5250MHz

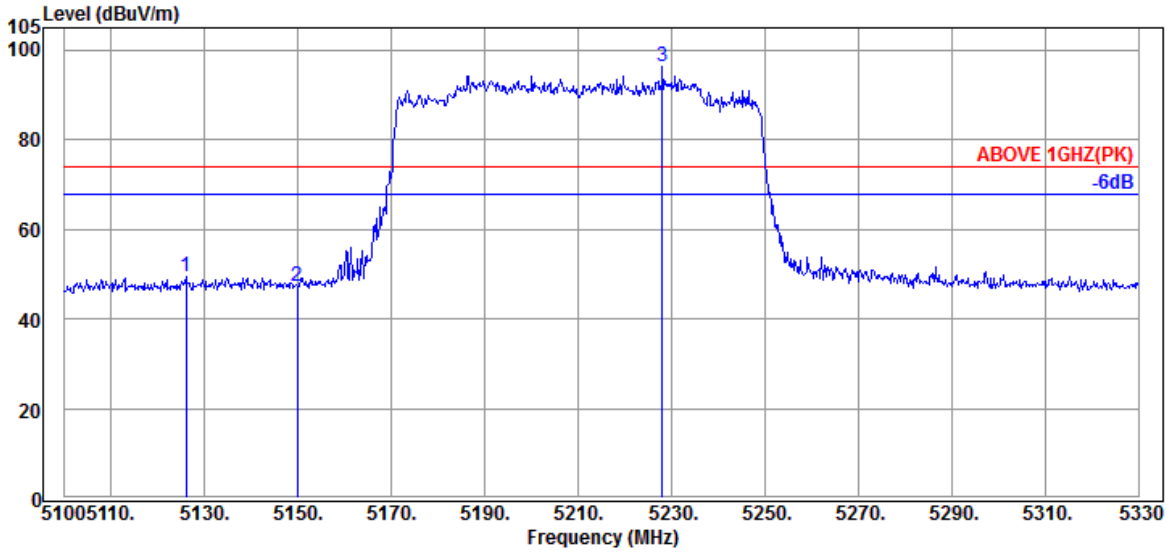

Antenna at Vertical Polarization

Emission Frequency (MHz)	Antenna Factor (dB/m)	Cable Loss (dB)	Preamp Gain (dB)	Read Level (dBμV)	Emission Level (dBμV/m)	Limits (dBμV/m)	Margin (dB)	Detector
5125.990	33.97	8.37	39.21	46.12	49.25	74.00	24.75	Peak
5149.910	34.10	8.39	39.21	43.91	47.19	74.00	26.81	Peak
@ 5228.110	34.40	8.46	39.20	92.67	96.33	---	---	Peak

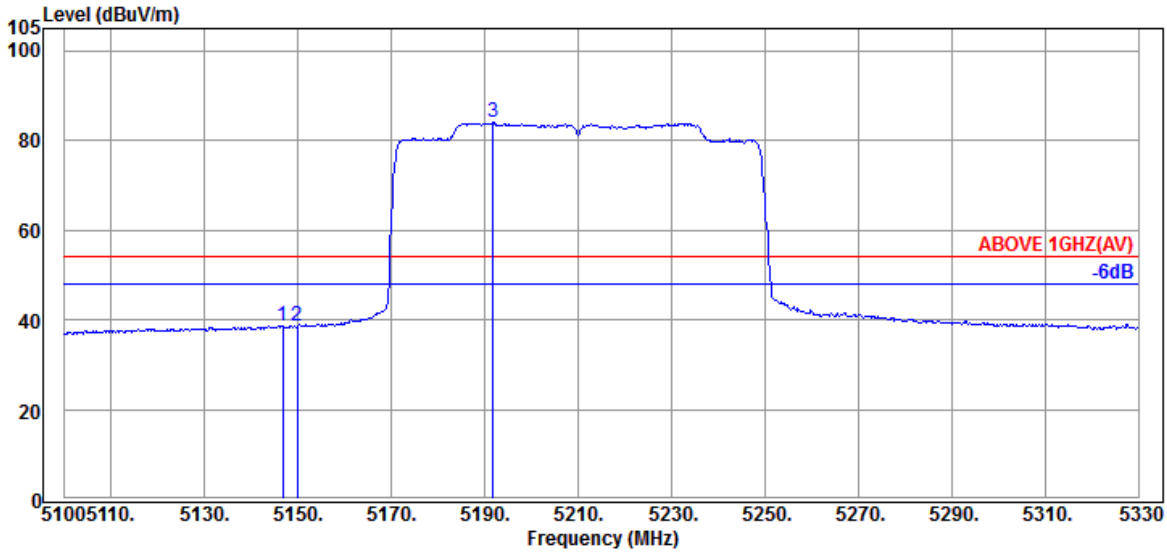

Antenna at Vertical Polarization

Emission Frequency (MHz)	Antenna Factor (dB/m)	Cable Loss (dB)	Preamp Gain (dB)	Read Level (dBμV)	Emission Level (dBμV/m)	Limits (dBμV/m)	Margin (dB)	Detector
5146.690	34.10	8.39	39.21	35.39	38.67	54.00	15.33	Average
5149.910	34.10	8.39	39.21	35.36	38.64	54.00	15.36	Average
@ 5191.770	34.30	8.43	39.21	80.39	83.91	---	---	Average

Remark: The "@" means fundamental frequency, it is ignored in this section.

This test report may be reproduced in full only. The document may only be updated by Audix Technology Corp. personnel. Any changes will be noted in the Document History section of the report.

Audix Technology Corp.
No. 53-11, Dingfu, Linkou, Dist.,
New Taipei City244, Taiwan
Tel: +886 2 26099301
Fax: +886 2 26099303

Mode	802.11ax-HE160	Band	NII-I & NII-2A
RU Configuration	996/S67	Frequency	TX 5250MHz

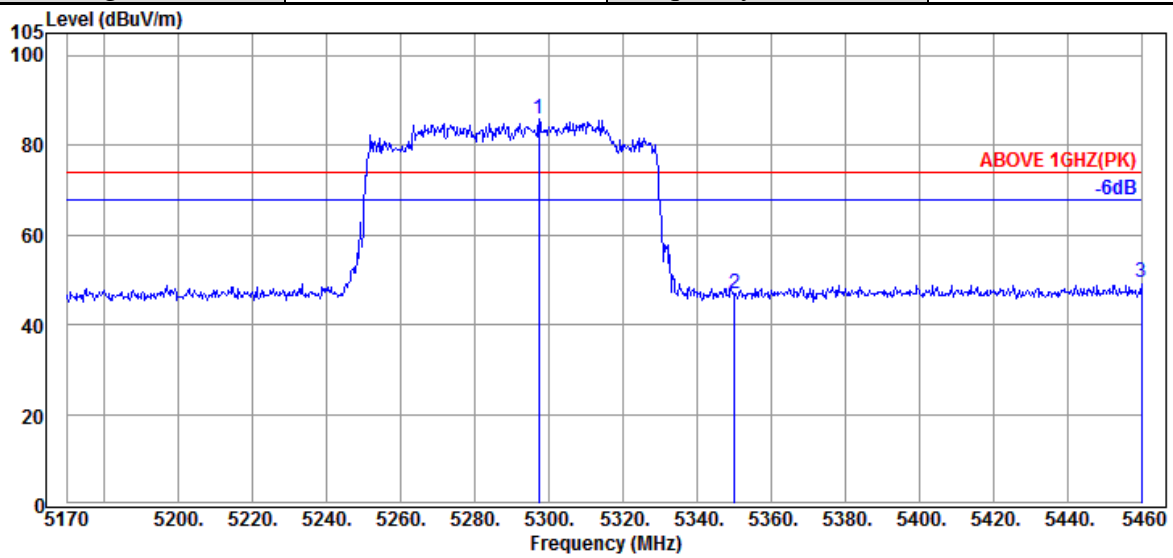

Antenna at Horizontal Polarization

Emission Frequency (MHz)	Antenna Factor (dB/m)	Cable Loss (dB)	Preamp Gain (dB)	Read Level (dBµV)	Emission Level (dBµV/m)	Limits (dBµV/m)	Margin (dB)	Detector
@ 5297.310	34.50	8.51	39.19	81.97	85.79	---	---	Peak
5350.090	34.60	8.56	39.19	43.08	47.05	74.00	26.95	Peak
5460.000	34.60	8.64	39.17	45.18	49.25	74.00	24.75	Peak

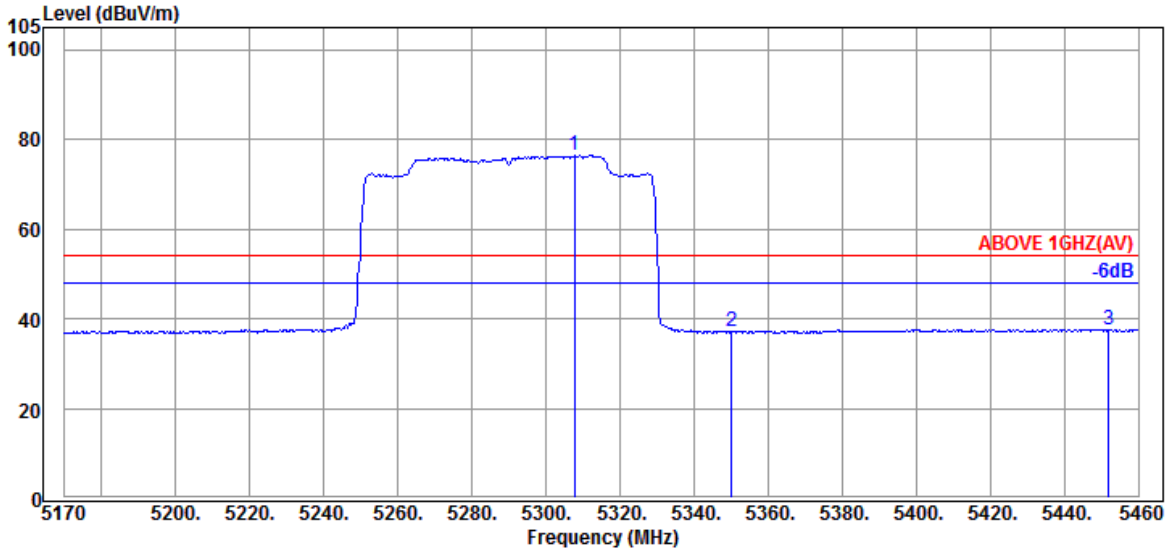

Antenna at Horizontal Polarization

Emission Frequency (MHz)	Antenna Factor (dB/m)	Cable Loss (dB)	Preamp Gain (dB)	Read Level (dBµV)	Emission Level (dBµV/m)	Limits (dBµV/m)	Margin (dB)	Detector
@ 5307.750	34.50	8.51	39.19	72.66	76.48	---	---	Average
5350.090	34.60	8.56	39.19	33.05	37.02	54.00	16.98	Average
5451.880	34.60	8.64	39.17	33.61	37.68	54.00	16.32	Average

Remark: The "@" means fundamental frequency, it is ignored in this section.

This test report may be reproduced in full only. The document may only be updated by Audix Technology Corp. personnel. Any changes will be noted in the Document History section of the report.

Audix Technology Corp.
No. 53-11, Dingfu, Linkou, Dist.,
New Taipei City244, Taiwan
Tel: +886 2 26099301
Fax: +886 2 26099303

Mode	802.11ax-HE160	UNII Band	I & NII-2A
RU Configuration	996/S67	Frequency	TX 5250MHz

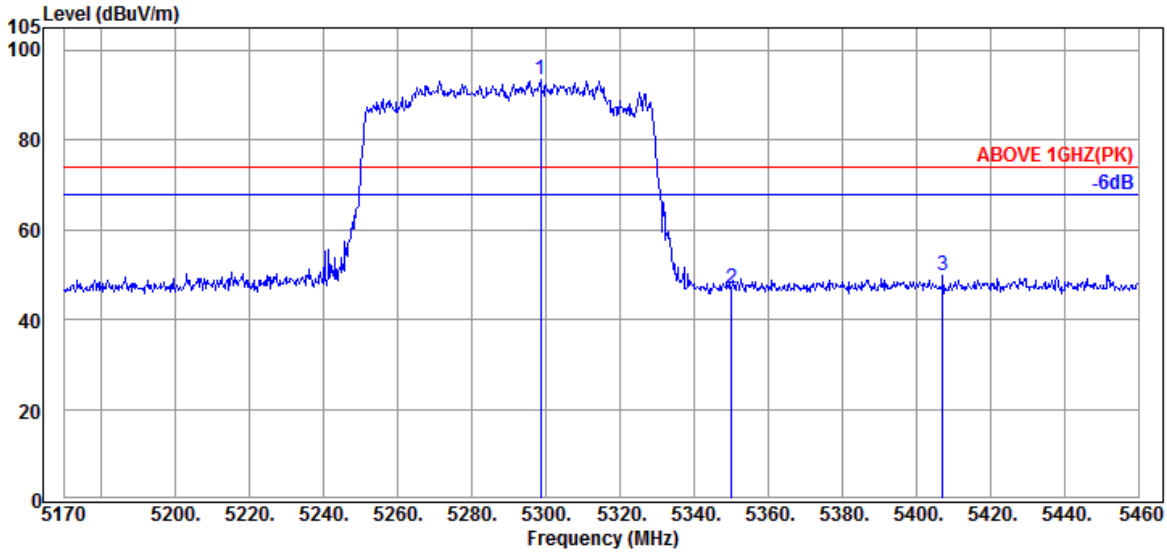

Antenna at Vertical Polarization

Emission Frequency (MHz)	Antenna Factor (dB/m)	Cable Loss (dB)	Preamp Gain (dB)	Read Level (dBμV)	Emission Level (dBμV/m)	Limits (dBμV/m)	Margin (dB)	Detector
@ 5298.470	34.50	8.51	39.19	89.58	93.40	---	---	Peak
5350.090	34.60	8.56	39.19	42.88	46.85	74.00	27.15	Peak
5407.220	34.67	8.60	39.18	45.74	49.83	74.00	24.17	Peak

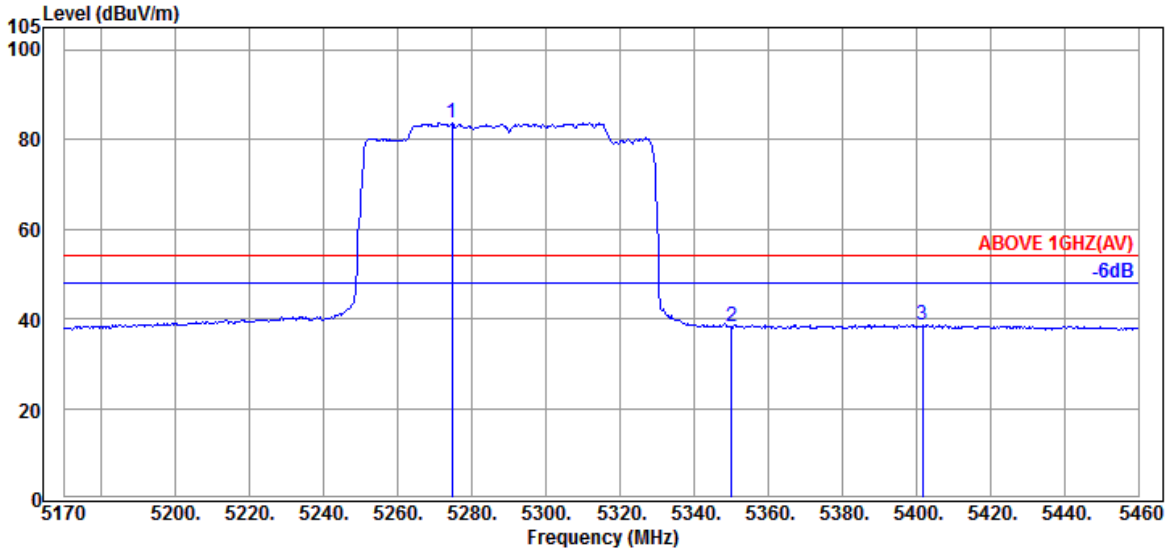

Antenna at Vertical Polarization

Emission Frequency (MHz)	Antenna Factor (dB/m)	Cable Loss (dB)	Preamp Gain (dB)	Read Level (dBμV)	Emission Level (dBμV/m)	Limits (dBμV/m)	Margin (dB)	Detector
@ 5274.690	34.50	8.49	39.20	79.83	83.62	---	---	Average
5350.090	34.60	8.56	39.19	34.40	38.37	54.00	15.63	Average
5401.710	34.67	8.60	39.18	34.55	38.64	54.00	15.36	Average

Remark: The "@" means fundamental frequency, it is ignored in this section.

This test report may be reproduced in full only. The document may only be updated by Audix Technology Corp. personnel. Any changes will be noted in the Document History section of the report.

Audix Technology Corp.
No. 53-11, Dingfu, Linkou, Dist.,
New Taipei City244, Taiwan
Tel: +886 2 26099301
Fax: +886 2 26099303

Mode	802.11ax-HE160	UNII Band	NII-2C
RU Configuration	996/67	Frequency	TX 5570MHz

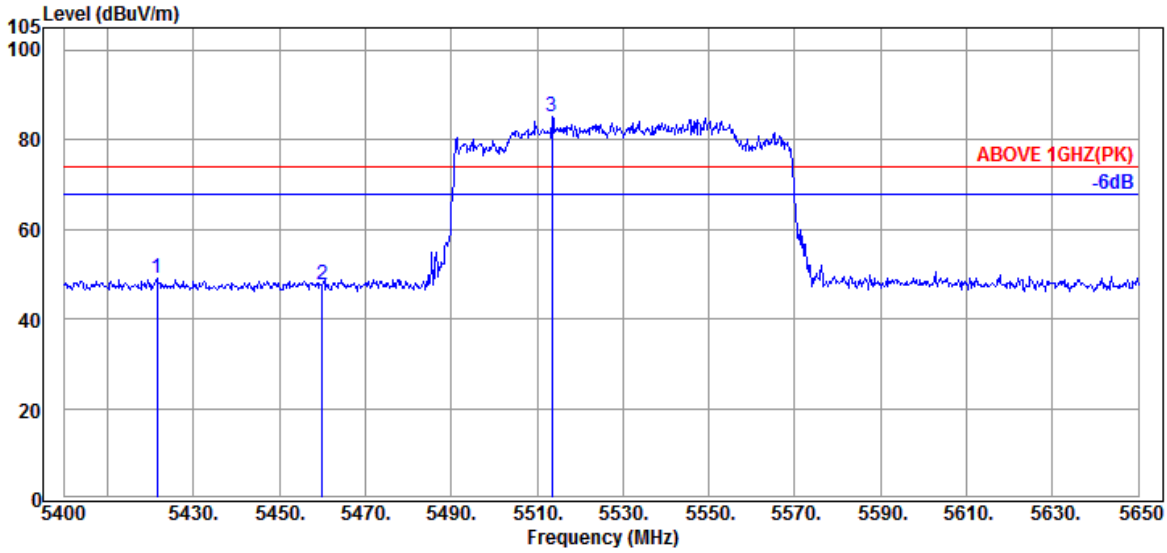

Antenna at Horizontal Polarization

Emission Frequency (MHz)	Antenna Factor (dB/m)	Cable Loss (dB)	Preamp Gain (dB)	Read Level (dBμV)	Emission Level (dBμV/m)	Limits (dBμV/m)	Margin (dB)	Detector
5421.500	34.65	8.61	39.18	44.87	48.95	74.00	25.05	Peak
5460.000	34.60	8.64	39.17	43.67	47.74	74.00	26.26	Peak
@ 5513.500	34.53	8.70	39.17	80.93	84.99	---	---	Peak

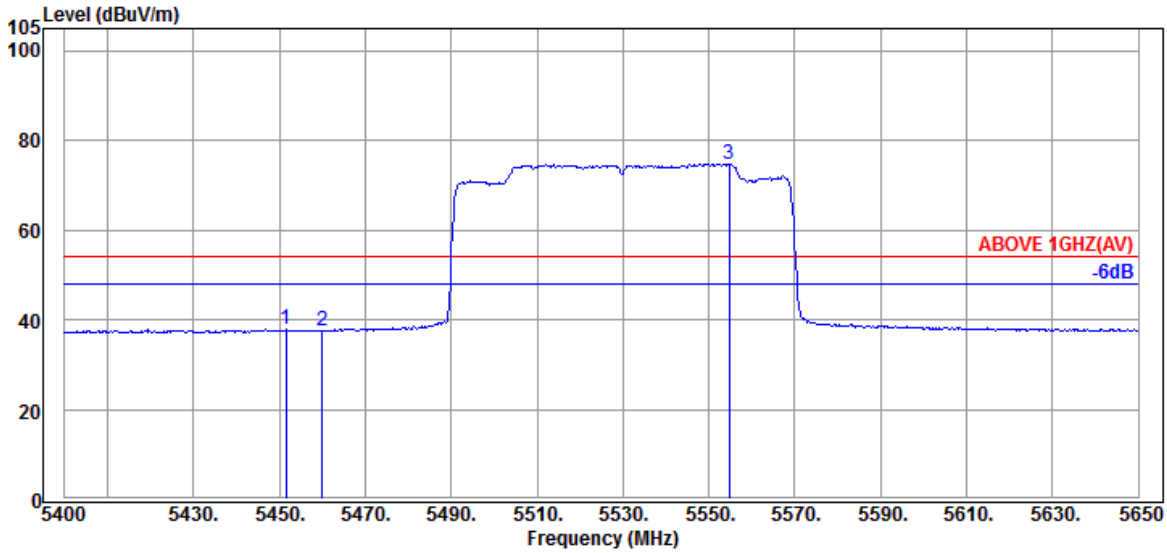

Antenna at Horizontal Polarization

Emission Frequency (MHz)	Antenna Factor (dB/m)	Cable Loss (dB)	Preamp Gain (dB)	Read Level (dBμV)	Emission Level (dBμV/m)	Limits (dBμV/m)	Margin (dB)	Detector
5451.500	34.60	8.64	39.18	33.74	37.80	54.00	16.20	Average
5460.000	34.60	8.64	39.17	33.58	37.65	54.00	16.35	Average
@ 5554.750	34.60	8.72	39.18	70.68	74.82	---	---	Average

Remark: The "@" means fundamental frequency, it is ignored in this section.

This test report may be reproduced in full only. The document may only be updated by Audix Technology Corp. personnel. Any changes will be noted in the Document History section of the report.

Audix Technology Corp.
No. 53-11, Dingfu, Linkou, Dist.,
New Taipei City244, Taiwan
Tel: +886 2 26099301
Fax: +886 2 26099303

Mode	802.11ax-HE160	UNII Band	NII-2C
RU Configuration	996/67	Frequency	TX 5570MHz

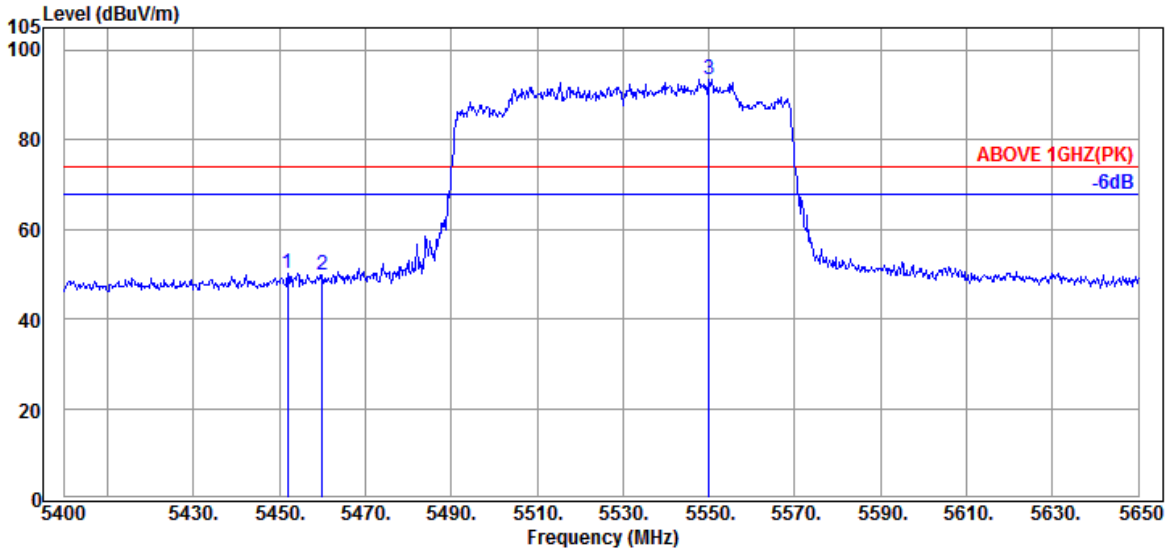

Antenna at Vertical Polarization

Emission Frequency (MHz)	Antenna Factor (dB/m)	Cable Loss (dB)	Preamp Gain (dB)	Read Level (dBμV)	Emission Level (dBμV/m)	Limits (dBμV/m)	Margin (dB)	Detector
5452.000	34.60	8.64	39.17	46.05	50.12	74.00	23.88	Peak
5460.000	34.60	8.64	39.17	45.62	49.69	74.00	24.31	Peak
@ 5550.000	34.60	8.72	39.18	89.48	93.62	---	---	Peak

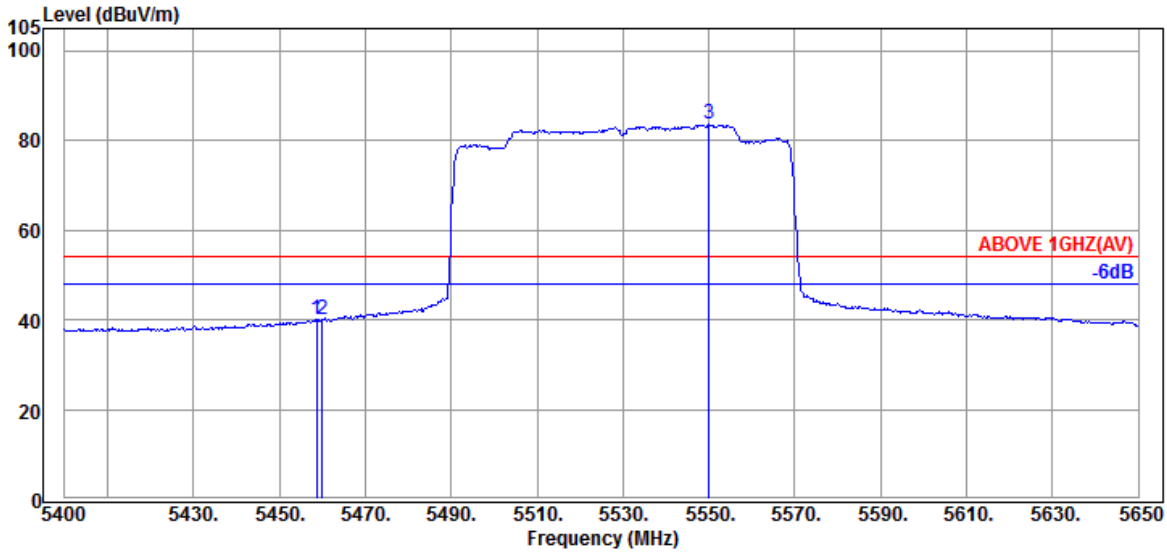

Antenna at Vertical Polarization

Emission Frequency (MHz)	Antenna Factor (dB/m)	Cable Loss (dB)	Preamp Gain (dB)	Read Level (dBμV)	Emission Level (dBμV/m)	Limits (dBμV/m)	Margin (dB)	Detector
5458.750	34.60	8.64	39.17	35.90	39.97	54.00	14.03	Average
5460.000	34.60	8.64	39.17	35.86	39.93	54.00	14.07	Average
@ 5550.000	34.60	8.72	39.18	79.44	83.58	---	---	Average

Remark: The "@" means fundamental frequency, it is ignored in this section.

This test report may be reproduced in full only. The document may only be updated by Audix Technology Corp. personnel. Any changes will be noted in the Document History section of the report.

Audix Technology Corp.
No. 53-11, Dingfu, Linkou, Dist.,
New Taipei City244, Taiwan
Tel: +886 2 26099301
Fax: +886 2 26099303

Mode	802.11ax-HE160	UNII Band	NII-2C
RU Configuration	996/S67	Frequency	TX 5570MHz

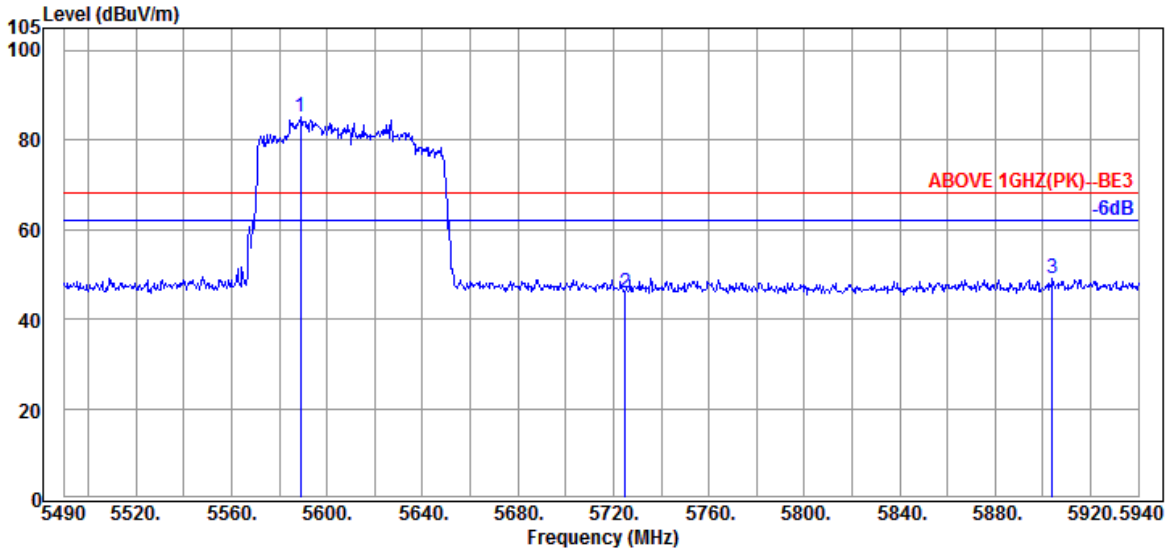

Antenna at Horizontal Polarization

Emission Frequency (MHz)	Antenna Factor (dB/m)	Cable Loss (dB)	Preamp Gain (dB)	Read Level (dBμV)	Emission Level (dBμV/m)	Limits (dBμV/m)	Margin (dB)	Detector
@ 5589.000	34.60	8.75	39.19	80.83	84.99	---	---	Peak
5724.900	34.50	8.86	39.23	41.53	45.66	68.20	22.54	Peak
5904.000	34.50	9.01	39.28	44.79	49.02	68.20	19.18	Peak

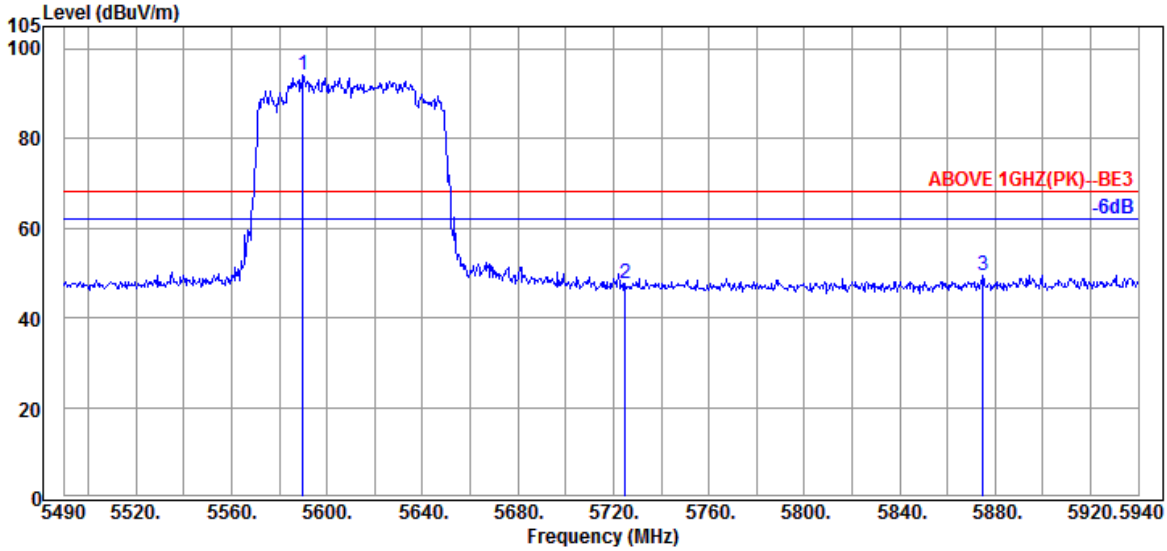

Antenna at Vertical Polarization

Emission Frequency (MHz)	Antenna Factor (dB/m)	Cable Loss (dB)	Preamp Gain (dB)	Read Level (dBμV)	Emission Level (dBμV/m)	Limits (dBμV/m)	Margin (dB)	Detector
@ 5589.900	34.60	8.75	39.19	89.87	94.03	---	---	Peak
5724.900	34.50	8.86	39.23	43.57	47.70	68.20	20.50	Peak
5874.750	34.47	8.99	39.27	45.35	49.54	68.20	18.66	Peak

Remark: The "@" means fundamental frequency, it is ignored in this section.

This test report may be reproduced in full only. The document may only be updated by Audix Technology Corp. personnel. Any changes will be noted in the Document History section of the report.

Audix Technology Corp.
No. 53-11, Dingfu, Linkou, Dist.,
New Taipei City244, Taiwan
Tel: +886 2 26099301
Fax: +886 2 26099303

A.2.2 Emissions outside the frequency band

The emissions (up to 40GHz) not reported for there is no emission be found.

Mode	802.11a	Band	NII-I
		Frequency	TX 5240MHz

Antenna at Horizontal Polarization

Emission Frequency (MHz)	Antenna Factor (dB/m)	Cable Loss (dB)	Preamp Gain (dB)	Read Level (dBμV)	Emission Level (dBμV/m)	Limits (dBμV/m)	Margin (dB)	Detector
10480.000	38.38	12.36	39.14	38.05	49.65	54.00	4.35	Peak

Antenna at Vertical Polarization

Emission Frequency (MHz)	Antenna Factor (dB/m)	Cable Loss (dB)	Preamp Gain (dB)	Read Level (dBμV)	Emission Level (dBμV/m)	Limits (dBμV/m)	Margin (dB)	Detector
10480.000	38.38	12.36	39.14	37.34	48.94	54.00	5.06	Peak

Mode	802.11a	Band	NII-2A
		Frequency	TX 5260MHz

Antenna at Horizontal Polarization

Emission Frequency (MHz)	Antenna Factor (dB/m)	Cable Loss (dB)	Preamp Gain (dB)	Read Level (dBμV)	Emission Level (dBμV/m)	Limits (dBμV/m)	Margin (dB)	Detector
10520.000	38.40	12.39	39.10	37.51	49.20	54.00	4.80	Peak

Antenna at Vertical Polarization

Emission Frequency (MHz)	Antenna Factor (dB/m)	Cable Loss (dB)	Preamp Gain (dB)	Read Level (dBμV)	Emission Level (dBμV/m)	Limits (dBμV/m)	Margin (dB)	Detector
10520.000	38.40	12.39	39.10	39.20	50.89	54.00	3.11	Peak

This test report may be reproduced in full only. The document may only be updated by Audix Technology Corp. personnel. Any changes will be noted in the Document History section of the report.

Audix Technology Corp.
No. 53-11, Dingfu, Linkou, Dist.,
New Taipei City244, Taiwan
Tel: +886 2 26099301
Fax: +886 2 26099303

Mode	802.11a	Band	NII-2C
		Frequency	TX 5580MHz

Antenna at Horizontal Polarization

Emission Frequency (MHz)	Antenna Factor (dB/m)	Cable Loss (dB)	Preamp Gain (dB)	Read Level (dBμV)	Emission Level (dBμV/m)	Limits (dBμV/m)	Margin (dB)	Detector
11160.000	39.00	12.96	38.91	38.34	51.39	54.00	2.61	Peak

Antenna at Vertical Polarization

Emission Frequency (MHz)	Antenna Factor (dB/m)	Cable Loss (dB)	Preamp Gain (dB)	Read Level (dBμV)	Emission Level (dBμV/m)	Limits (dBμV/m)	Margin (dB)	Detector
11160.000	39.00	12.96	38.91	38.26	51.31	54.00	2.69	Peak

Mode	802.11a	Band	NII-2C
		Frequency	TX 5720MHz

Antenna at Horizontal Polarization

Emission Frequency (MHz)	Antenna Factor (dB/m)	Cable Loss (dB)	Preamp Gain (dB)	Read Level (dBμV)	Emission Level (dBμV/m)	Limits (dBμV/m)	Margin (dB)	Detector
11440.000	39.27	13.31	38.99	37.42	51.01	54.00	2.99	Peak

Antenna at Vertical Polarization

Emission Frequency (MHz)	Antenna Factor (dB/m)	Cable Loss (dB)	Preamp Gain (dB)	Read Level (dBμV)	Emission Level (dBμV/m)	Limits (dBμV/m)	Margin (dB)	Detector
11440.000	39.27	13.31	38.99	37.69	51.28	54.00	2.72	Peak

Mode	802.11a	Band	NII-III
		Frequency	TX 5745MHz

Antenna at Horizontal Polarization

Emission Frequency (MHz)	Antenna Factor (dB/m)	Cable Loss (dB)	Preamp Gain (dB)	Read Level (dBμV)	Emission Level (dBμV/m)	Limits (dBμV/m)	Margin (dB)	Detector
11490.000	39.40	13.37	39.00	38.47	52.24	54.00	1.76	Peak

Antenna at Vertical Polarization

Emission Frequency (MHz)	Antenna Factor (dB/m)	Cable Loss (dB)	Preamp Gain (dB)	Read Level (dBμV)	Emission Level (dBμV/m)	Limits (dBμV/m)	Margin (dB)	Detector
11490.000	39.40	13.37	39.00	38.28	52.05	54.00	1.95	Peak

This test report may be reproduced in full only. The document may only be updated by Audix Technology Corp. personnel. Any changes will be noted in the Document History section of the report.

Audix Technology Corp.
No. 53-11, Dingfu, Linkou, Dist.,
New Taipei City244, Taiwan
Tel: +886 2 26099301
Fax: +886 2 26099303

Mode	802.11n-HT20	Band	NII-I
		Frequency	TX 5240MHz

Antenna at Horizontal Polarization

Emission Frequency (MHz)	Antenna Factor (dB/m)	Cable Loss (dB)	Preamp Gain (dB)	Read Level (dBμV)	Emission Level (dBμV/m)	Limits (dBμV/m)	Margin (dB)	Detector
10480.000	38.38	12.36	39.14	37.63	49.23	54.00	4.77	Peak

Antenna at Vertical Polarization

Emission Frequency (MHz)	Antenna Factor (dB/m)	Cable Loss (dB)	Preamp Gain (dB)	Read Level (dBμV)	Emission Level (dBμV/m)	Limits (dBμV/m)	Margin (dB)	Detector
10480.000	38.38	12.36	39.14	38.69	50.29	54.00	3.71	Peak

Mode	802.11n-HT20	Band	NII-2A
		Frequency	TX 5260MHz

Antenna at Horizontal Polarization

Emission Frequency (MHz)	Antenna Factor (dB/m)	Cable Loss (dB)	Preamp Gain (dB)	Read Level (dBμV)	Emission Level (dBμV/m)	Limits (dBμV/m)	Margin (dB)	Detector
10520.000	38.40	12.39	39.10	38.09	49.78	54.00	4.22	Peak

Antenna at Vertical Polarization

Emission Frequency (MHz)	Antenna Factor (dB/m)	Cable Loss (dB)	Preamp Gain (dB)	Read Level (dBμV)	Emission Level (dBμV/m)	Limits (dBμV/m)	Margin (dB)	Detector
10520.000	38.40	12.39	39.10	37.85	49.54	54.00	4.46	Peak

Mode	802.11n-HT20	Band	NII-2C
		Frequency	TX 5580MHz

Antenna at Horizontal Polarization

Emission Frequency (MHz)	Antenna Factor (dB/m)	Cable Loss (dB)	Preamp Gain (dB)	Read Level (dBμV)	Emission Level (dBμV/m)	Limits (dBμV/m)	Margin (dB)	Detector
11160.000	39.00	12.96	38.91	38.37	51.42	54.00	2.58	Peak

Antenna at Vertical Polarization

Emission Frequency (MHz)	Antenna Factor (dB/m)	Cable Loss (dB)	Preamp Gain (dB)	Read Level (dBμV)	Emission Level (dBμV/m)	Limits (dBμV/m)	Margin (dB)	Detector
11160.000	39.00	12.96	38.91	38.04	51.09	54.00	2.91	Peak

This test report may be reproduced in full only. The document may only be updated by Audix Technology Corp. personnel. Any changes will be noted in the Document History section of the report.

Audix Technology Corp.
No. 53-11, Dingfu, Linkou, Dist.,
New Taipei City244, Taiwan
Tel: +886 2 26099301
Fax: +886 2 26099303

Mode	802.11n-HT20	Band	NII-2C
		Frequency	TX 5720MHz

Antenna at Horizontal Polarization

Emission Frequency (MHz)	Antenna Factor (dB/m)	Cable Loss (dB)	Preamp Gain (dB)	Read Level (dBμV)	Emission Level (dBμV/m)	Limits (dBμV/m)	Margin (dB)	Detector
11440.000	39.27	13.31	38.99	37.14	50.73	54.00	3.27	Peak

Antenna at Vertical Polarization

Emission Frequency (MHz)	Antenna Factor (dB/m)	Cable Loss (dB)	Preamp Gain (dB)	Read Level (dBμV)	Emission Level (dBμV/m)	Limits (dBμV/m)	Margin (dB)	Detector
11440.000	39.27	13.31	38.99	37.77	51.36	54.00	2.64	Peak

Mode	802.11n-HT20	Band	NII-III
		Frequency	TX 5785MHz

Antenna at Horizontal Polarization

Emission Frequency (MHz)	Antenna Factor (dB/m)	Cable Loss (dB)	Preamp Gain (dB)	Read Level (dBμV)	Emission Level (dBμV/m)	Limits (dBμV/m)	Margin (dB)	Detector
11650.000	39.80	13.56	39.07	37.64	51.93	54.00	2.07	Peak

Antenna at Vertical Polarization

Emission Frequency (MHz)	Antenna Factor (dB/m)	Cable Loss (dB)	Preamp Gain (dB)	Read Level (dBμV)	Emission Level (dBμV/m)	Limits (dBμV/m)	Margin (dB)	Detector
11650.000	39.80	13.56	39.07	38.40	52.69	54.00	1.31	Peak

This test report may be reproduced in full only. The document may only be updated by Audix Technology Corp. personnel. Any changes will be noted in the Document History section of the report.

Audix Technology Corp.
No. 53-11, Dingfu, Linkou, Dist.,
New Taipei City244, Taiwan
Tel: +886 2 26099301
Fax: +886 2 26099303

Mode	802.11n-HT40	Band	NII-I
		Frequency	TX 5230MHz

Antenna at Horizontal Polarization

Emission Frequency (MHz)	Antenna Factor (dB/m)	Cable Loss (dB)	Preamp Gain (dB)	Read Level (dBμV)	Emission Level (dBμV/m)	Limits (dBμV/m)	Margin (dB)	Detector
10460.000	38.35	12.34	39.18	38.90	50.41	54.00	3.59	Peak

Antenna at Vertical Polarization

Emission Frequency (MHz)	Antenna Factor (dB/m)	Cable Loss (dB)	Preamp Gain (dB)	Read Level (dBμV)	Emission Level (dBμV/m)	Limits (dBμV/m)	Margin (dB)	Detector
10460.000	38.35	12.34	39.18	38.13	49.64	54.00	4.36	Peak

Mode	802.11n-HT40	Band	NII-2A
		Frequency	TX 5270MHz

Antenna at Horizontal Polarization

Emission Frequency (MHz)	Antenna Factor (dB/m)	Cable Loss (dB)	Preamp Gain (dB)	Read Level (dBμV)	Emission Level (dBμV/m)	Limits (dBμV/m)	Margin (dB)	Detector
10540.000	38.40	12.40	39.08	38.24	49.96	54.00	4.04	Peak

Antenna at Vertical Polarization

Emission Frequency (MHz)	Antenna Factor (dB/m)	Cable Loss (dB)	Preamp Gain (dB)	Read Level (dBμV)	Emission Level (dBμV/m)	Limits (dBμV/m)	Margin (dB)	Detector
10540.000	38.40	12.40	39.08	37.81	49.53	54.00	4.47	Peak

Mode	802.11n-HT40	Band	NII-2C
		Frequency	TX 5670MHz

Antenna at Horizontal Polarization

Emission Frequency (MHz)	Antenna Factor (dB/m)	Cable Loss (dB)	Preamp Gain (dB)	Read Level (dBμV)	Emission Level (dBμV/m)	Limits (dBμV/m)	Margin (dB)	Detector
11340.000	39.13	13.18	38.96	37.85	51.20	54.00	2.80	Peak

Antenna at Vertical Polarization

Emission Frequency (MHz)	Antenna Factor (dB/m)	Cable Loss (dB)	Preamp Gain (dB)	Read Level (dBμV)	Emission Level (dBμV/m)	Limits (dBμV/m)	Margin (dB)	Detector
11340.000	39.13	13.18	38.96	37.52	50.87	54.00	3.13	Peak

This test report may be reproduced in full only. The document may only be updated by Audix Technology Corp. personnel. Any changes will be noted in the Document History section of the report.

Audix Technology Corp.
No. 53-11, Dingfu, Linkou, Dist.,
New Taipei City244, Taiwan
Tel: +886 2 26099301
Fax: +886 2 26099303

Mode	802.11n-HT40	Band	NII-2C
		Frequency	TX 5710MHz

Antenna at Horizontal Polarization

Emission Frequency (MHz)	Antenna Factor (dB/m)	Cable Loss (dB)	Preamp Gain (dB)	Read Level (dBμV)	Emission Level (dBμV/m)	Limits (dBμV/m)	Margin (dB)	Detector
11420.000	39.27	13.28	38.98	37.05	50.62	54.00	3.38	Peak

Antenna at Vertical Polarization

Emission Frequency (MHz)	Antenna Factor (dB/m)	Cable Loss (dB)	Preamp Gain (dB)	Read Level (dBμV)	Emission Level (dBμV/m)	Limits (dBμV/m)	Margin (dB)	Detector
11420.000	39.27	13.28	38.98	38.43	52.00	54.00	2.00	Peak

Mode	802.11n-HT40	Band	NII-III
		Frequency	TX 5795MHz

Antenna at Horizontal Polarization

Emission Frequency (MHz)	Antenna Factor (dB/m)	Cable Loss (dB)	Preamp Gain (dB)	Read Level (dBμV)	Emission Level (dBμV/m)	Limits (dBμV/m)	Margin (dB)	Detector
11590.000	39.80	13.50	39.06	38.03	52.27	54.00	1.73	Peak

Antenna at Vertical Polarization

Emission Frequency (MHz)	Antenna Factor (dB/m)	Cable Loss (dB)	Preamp Gain (dB)	Read Level (dBμV)	Emission Level (dBμV/m)	Limits (dBμV/m)	Margin (dB)	Detector
11590.000	39.80	13.50	39.06	38.52	52.76	54.00	1.24	Peak

This test report may be reproduced in full only. The document may only be updated by Audix Technology Corp. personnel. Any changes will be noted in the Document History section of the report.

Audix Technology Corp.
No. 53-11, Dingfu, Linkou, Dist.,
New Taipei City244, Taiwan
Tel: +886 2 26099301
Fax: +886 2 26099303

Mode	802.11ac-VHT80	Band	NII-I
		Frequency	TX 5210MHz

Antenna at Horizontal Polarization

Emission Frequency (MHz)	Antenna Factor (dB/m)	Cable Loss (dB)	Preamp Gain (dB)	Read Level (dBμV)	Emission Level (dBμV/m)	Limits (dBμV/m)	Margin (dB)	Detector
10420.000	38.33	12.31	39.22	38.68	50.10	54.00	3.90	Peak

Antenna at Vertical Polarization

Emission Frequency (MHz)	Antenna Factor (dB/m)	Cable Loss (dB)	Preamp Gain (dB)	Read Level (dBμV)	Emission Level (dBμV/m)	Limits (dBμV/m)	Margin (dB)	Detector
10420.000	38.33	12.31	39.22	38.01	49.43	54.00	4.57	Peak

Mode	802.11ac-VHT80	Band	NII-2A
		Frequency	TX 5290MHz

Antenna at Horizontal Polarization

Emission Frequency (MHz)	Antenna Factor (dB/m)	Cable Loss (dB)	Preamp Gain (dB)	Read Level (dBμV)	Emission Level (dBμV/m)	Limits (dBμV/m)	Margin (dB)	Detector
10580.000	38.40	12.44	39.07	38.63	50.40	54.00	3.60	Peak

Antenna at Vertical Polarization

Emission Frequency (MHz)	Antenna Factor (dB/m)	Cable Loss (dB)	Preamp Gain (dB)	Read Level (dBμV)	Emission Level (dBμV/m)	Limits (dBμV/m)	Margin (dB)	Detector
10580.000	38.40	12.44	39.07	38.30	50.07	54.00	3.93	Peak

Mode	802.11ac-VHT80	Band	NII-2C
		Frequency	TX 5610MHz

Antenna at Horizontal Polarization

Emission Frequency (MHz)	Antenna Factor (dB/m)	Cable Loss (dB)	Preamp Gain (dB)	Read Level (dBμV)	Emission Level (dBμV/m)	Limits (dBμV/m)	Margin (dB)	Detector
11220.000	39.10	13.03	38.93	38.53	51.73	54.00	2.27	Peak

Antenna at Vertical Polarization

Emission Frequency (MHz)	Antenna Factor (dB/m)	Cable Loss (dB)	Preamp Gain (dB)	Read Level (dBμV)	Emission Level (dBμV/m)	Limits (dBμV/m)	Margin (dB)	Detector
11220.000	39.10	13.03	38.93	37.55	50.75	54.00	3.25	Peak

This test report may be reproduced in full only. The document may only be updated by Audix Technology Corp. personnel. Any changes will be noted in the Document History section of the report.

Audix Technology Corp.
No. 53-11, Dingfu, Linkou, Dist.,
New Taipei City244, Taiwan
Tel: +886 2 26099301
Fax: +886 2 26099303

Mode	802.11ac-VHT80	Band	NII-2C
		Frequency	TX 5690MHz

Antenna at Horizontal Polarization

Emission Frequency (MHz)	Antenna Factor (dB/m)	Cable Loss (dB)	Preamp Gain (dB)	Read Level (dBμV)	Emission Level (dBμV/m)	Limits (dBμV/m)	Margin (dB)	Detector
11380.000	39.17	13.24	38.97	37.79	51.23	54.00	2.77	Peak

Antenna at Vertical Polarization

Emission Frequency (MHz)	Antenna Factor (dB/m)	Cable Loss (dB)	Preamp Gain (dB)	Read Level (dBμV)	Emission Level (dBμV/m)	Limits (dBμV/m)	Margin (dB)	Detector
11380.000	39.17	13.24	38.97	37.81	51.25	54.00	2.75	Peak

Mode	802.11ac-VHT80	Band	NII-III
		Frequency	TX 5775MHz

Antenna at Horizontal Polarization

Emission Frequency (MHz)	Antenna Factor (dB/m)	Cable Loss (dB)	Preamp Gain (dB)	Read Level (dBμV)	Emission Level (dBμV/m)	Limits (dBμV/m)	Margin (dB)	Detector
11550.000	39.53	13.45	39.04	37.81	51.75	54.00	2.25	Peak

Antenna at Vertical Polarization

Emission Frequency (MHz)	Antenna Factor (dB/m)	Cable Loss (dB)	Preamp Gain (dB)	Read Level (dBμV)	Emission Level (dBμV/m)	Limits (dBμV/m)	Margin (dB)	Detector
11550.000	39.53	13.45	39.04	38.07	52.01	54.00	1.99	Peak

This test report may be reproduced in full only. The document may only be updated by Audix Technology Corp. personnel. Any changes will be noted in the Document History section of the report.

Audix Technology Corp.
No. 53-11, Dingfu, Linkou, Dist.,
New Taipei City244, Taiwan
Tel: +886 2 26099301
Fax: +886 2 26099303

Mode	802.11ac-VHT160	Band	I/NII-2A
		Frequency	TX 5250MHz

Antenna at Horizontal Polarization

Emission Frequency (MHz)	Antenna Factor (dB/m)	Cable Loss (dB)	Preamp Gain (dB)	Read Level (dBμV)	Emission Level (dBμV/m)	Limits (dBμV/m)	Margin (dB)	Detector
10500.000	38.40	12.38	39.10	37.60	49.28	54.00	4.72	Peak

Antenna at Vertical Polarization

Emission Frequency (MHz)	Antenna Factor (dB/m)	Cable Loss (dB)	Preamp Gain (dB)	Read Level (dBμV)	Emission Level (dBμV/m)	Limits (dBμV/m)	Margin (dB)	Detector
10500.000	38.40	12.38	39.10	38.41	50.09	54.00	3.91	Peak

Mode	802.11ac-VHT160	Band	NII-2C
		Frequency	TX 5570MHz

Antenna at Horizontal Polarization

Emission Frequency (MHz)	Antenna Factor (dB/m)	Cable Loss (dB)	Preamp Gain (dB)	Read Level (dBμV)	Emission Level (dBμV/m)	Limits (dBμV/m)	Margin (dB)	Detector
11140.000	38.90	12.92	38.91	37.04	49.95	54.00	4.05	Peak

Antenna at Vertical Polarization

Emission Frequency (MHz)	Antenna Factor (dB/m)	Cable Loss (dB)	Preamp Gain (dB)	Read Level (dBμV)	Emission Level (dBμV/m)	Limits (dBμV/m)	Margin (dB)	Detector
11140.000	38.90	12.92	38.91	37.20	50.11	54.00	3.89	Peak

This test report may be reproduced in full only. The document may only be updated by Audix Technology Corp. personnel. Any changes will be noted in the Document History section of the report.

Audix Technology Corp.
No. 53-11, Dingfu, Linkou, Dist.,
New Taipei City244, Taiwan
Tel: +886 2 26099301
Fax: +886 2 26099303

Mode	802.11ax-HE20	Band	NII-I
		Frequency	TX 5240MHz

Antenna at Horizontal Polarization

Emission Frequency (MHz)	Antenna Factor (dB/m)	Cable Loss (dB)	Preamp Gain (dB)	Read Level (dBμV)	Emission Level (dBμV/m)	Limits (dBμV/m)	Margin (dB)	Detector
10480.000	38.38	12.36	39.14	38.66	50.26	54.00	3.74	Peak

Antenna at Vertical Polarization

Emission Frequency (MHz)	Antenna Factor (dB/m)	Cable Loss (dB)	Preamp Gain (dB)	Read Level (dBμV)	Emission Level (dBμV/m)	Limits (dBμV/m)	Margin (dB)	Detector
10480.000	38.38	12.36	39.14	37.93	49.53	54.00	4.47	Peak

Mode	802.11ax-HE20	Band	NII-2A
		Frequency	TX 5260MHz

Antenna at Horizontal Polarization

Emission Frequency (MHz)	Antenna Factor (dB/m)	Cable Loss (dB)	Preamp Gain (dB)	Read Level (dBμV)	Emission Level (dBμV/m)	Limits (dBμV/m)	Margin (dB)	Detector
10520.000	38.40	12.39	39.10	38.31	50.00	54.00	4.00	Peak

Antenna at Vertical Polarization

Emission Frequency (MHz)	Antenna Factor (dB/m)	Cable Loss (dB)	Preamp Gain (dB)	Read Level (dBμV)	Emission Level (dBμV/m)	Limits (dBμV/m)	Margin (dB)	Detector
10520.000	38.40	12.39	39.10	39.21	50.90	54.00	3.10	Peak

Mode	802.11ax-HE20	Band	NII-2C
		Frequency	TX 5580MHz

Antenna at Horizontal Polarization

Emission Frequency (MHz)	Antenna Factor (dB/m)	Cable Loss (dB)	Preamp Gain (dB)	Read Level (dBμV)	Emission Level (dBμV/m)	Limits (dBμV/m)	Margin (dB)	Detector
11160.000	39.00	12.96	38.91	37.78	50.83	54.00	3.17	Peak

Antenna at Vertical Polarization

Emission Frequency (MHz)	Antenna Factor (dB/m)	Cable Loss (dB)	Preamp Gain (dB)	Read Level (dBμV)	Emission Level (dBμV/m)	Limits (dBμV/m)	Margin (dB)	Detector
11160.000	39.00	12.96	38.91	37.65	50.70	54.00	3.30	Peak

This test report may be reproduced in full only. The document may only be updated by Audix Technology Corp. personnel. Any changes will be noted in the Document History section of the report.

Audix Technology Corp.
No. 53-11, Dingfu, Linkou, Dist.,
New Taipei City244, Taiwan
Tel: +886 2 26099301
Fax: +886 2 26099303

Mode	802.11ax-HE20	Band	NII-2C
		Frequency	TX 5720MHz

Antenna at Horizontal Polarization

Emission Frequency (MHz)	Antenna Factor (dB/m)	Cable Loss (dB)	Preamp Gain (dB)	Read Level (dBμV)	Emission Level (dBμV/m)	Limits (dBμV/m)	Margin (dB)	Detector
11440.000	39.27	13.31	38.99	37.68	51.27	54.00	2.73	Peak

Antenna at Vertical Polarization

Emission Frequency (MHz)	Antenna Factor (dB/m)	Cable Loss (dB)	Preamp Gain (dB)	Read Level (dBμV)	Emission Level (dBμV/m)	Limits (dBμV/m)	Margin (dB)	Detector
11440.000	39.27	13.31	38.99	38.14	51.73	54.00	2.27	Peak

Mode	802.11ax-HE20	Band	NII-III
		Frequency	TX 5785MHz

Antenna at Horizontal Polarization

Emission Frequency (MHz)	Antenna Factor (dB/m)	Cable Loss (dB)	Preamp Gain (dB)	Read Level (dBμV)	Emission Level (dBμV/m)	Limits (dBμV/m)	Margin (dB)	Detector
11570.000	39.67	13.48	39.04	38.91	53.02	54.00	0.98	Peak

Antenna at Vertical Polarization

Emission Frequency (MHz)	Antenna Factor (dB/m)	Cable Loss (dB)	Preamp Gain (dB)	Read Level (dBμV)	Emission Level (dBμV/m)	Limits (dBμV/m)	Margin (dB)	Detector
11570.000	39.67	13.48	39.04	37.49	51.60	54.00	2.40	Peak

This test report may be reproduced in full only. The document may only be updated by Audix Technology Corp. personnel. Any changes will be noted in the Document History section of the report.

Audix Technology Corp.
No. 53-11, Dingfu, Linkou, Dist.,
New Taipei City244, Taiwan
Tel: +886 2 26099301
Fax: +886 2 26099303

Mode	802.11ax-HE40	Band	NII-I
		Frequency	TX 5230MHz

Antenna at Horizontal Polarization

Emission Frequency (MHz)	Antenna Factor (dB/m)	Cable Loss (dB)	Preamp Gain (dB)	Read Level (dBμV)	Emission Level (dBμV/m)	Limits (dBμV/m)	Margin (dB)	Detector
10460.000	38.35	12.34	39.18	37.62	49.13	54.00	4.87	Peak

Antenna at Vertical Polarization

Emission Frequency (MHz)	Antenna Factor (dB/m)	Cable Loss (dB)	Preamp Gain (dB)	Read Level (dBμV)	Emission Level (dBμV/m)	Limits (dBμV/m)	Margin (dB)	Detector
10460.000	38.35	12.34	39.18	37.66	49.17	54.00	4.83	Peak

Mode	802.11ax-HE40	Band	NII-2A
		Frequency	TX 5270MHz

Antenna at Horizontal Polarization

Emission Frequency (MHz)	Antenna Factor (dB/m)	Cable Loss (dB)	Preamp Gain (dB)	Read Level (dBμV)	Emission Level (dBμV/m)	Limits (dBμV/m)	Margin (dB)	Detector
10540.000	38.40	12.40	39.08	36.83	48.55	54.00	5.45	Peak

Antenna at Vertical Polarization

Emission Frequency (MHz)	Antenna Factor (dB/m)	Cable Loss (dB)	Preamp Gain (dB)	Read Level (dBμV)	Emission Level (dBμV/m)	Limits (dBμV/m)	Margin (dB)	Detector
10540.000	38.40	12.40	39.08	38.19	49.91	54.00	4.09	Peak

Mode	802.11ax-HE40	Band	NII-2C
		Frequency	TX 5670MHz

Antenna at Horizontal Polarization

Emission Frequency (MHz)	Antenna Factor (dB/m)	Cable Loss (dB)	Preamp Gain (dB)	Read Level (dBμV)	Emission Level (dBμV/m)	Limits (dBμV/m)	Margin (dB)	Detector
11340.000	39.13	13.18	38.96	38.30	51.65	54.00	2.35	Peak

Antenna at Vertical Polarization

Emission Frequency (MHz)	Antenna Factor (dB/m)	Cable Loss (dB)	Preamp Gain (dB)	Read Level (dBμV)	Emission Level (dBμV/m)	Limits (dBμV/m)	Margin (dB)	Detector
11340.000	39.13	13.18	38.96	37.17	50.52	54.00	3.48	Peak

This test report may be reproduced in full only. The document may only be updated by Audix Technology Corp. personnel. Any changes will be noted in the Document History section of the report.

Audix Technology Corp.
No. 53-11, Dingfu, Linkou, Dist.,
New Taipei City244, Taiwan
Tel: +886 2 26099301
Fax: +886 2 26099303

Mode	802.11ax-HE40	Band	NII-2C
		Frequency	TX 5710MHz

Antenna at Horizontal Polarization

Emission Frequency (MHz)	Antenna Factor (dB/m)	Cable Loss (dB)	Preamp Gain (dB)	Read Level (dBμV)	Emission Level (dBμV/m)	Limits (dBμV/m)	Margin (dB)	Detector
11420.000	39.27	13.28	38.98	37.64	51.21	54.00	2.79	Peak

Antenna at Vertical Polarization

Emission Frequency (MHz)	Antenna Factor (dB/m)	Cable Loss (dB)	Preamp Gain (dB)	Read Level (dBμV)	Emission Level (dBμV/m)	Limits (dBμV/m)	Margin (dB)	Detector
11420.000	39.27	13.28	38.98	37.80	51.37	54.00	2.63	Peak

Mode	802.11ax-HE40	Band	NII-III
		Frequency	TX 5795MHz

Antenna at Horizontal Polarization

Emission Frequency (MHz)	Antenna Factor (dB/m)	Cable Loss (dB)	Preamp Gain (dB)	Read Level (dBμV)	Emission Level (dBμV/m)	Limits (dBμV/m)	Margin (dB)	Detector
11590.000	39.80	13.50	39.06	38.16	52.40	54.00	1.60	Peak

Antenna at Vertical Polarization

Emission Frequency (MHz)	Antenna Factor (dB/m)	Cable Loss (dB)	Preamp Gain (dB)	Read Level (dBμV)	Emission Level (dBμV/m)	Limits (dBμV/m)	Margin (dB)	Detector
11590.000	39.80	13.50	39.06	37.92	52.16	54.00	1.84	Peak

This test report may be reproduced in full only. The document may only be updated by Audix Technology Corp. personnel. Any changes will be noted in the Document History section of the report.

Audix Technology Corp.
No. 53-11, Dingfu, Linkou, Dist.,
New Taipei City244, Taiwan
Tel: +886 2 26099301
Fax: +886 2 26099303

Mode	802.11ax-HE80	Band	NII-I
		Frequency	TX 5210MHz

Antenna at Horizontal Polarization

Emission Frequency (MHz)	Antenna Factor (dB/m)	Cable Loss (dB)	Preamp Gain (dB)	Read Level (dBμV)	Emission Level (dBμV/m)	Limits (dBμV/m)	Margin (dB)	Detector
10420.000	38.33	12.31	39.22	37.89	49.31	54.00	4.69	Peak

Antenna at Vertical Polarization

Emission Frequency (MHz)	Antenna Factor (dB/m)	Cable Loss (dB)	Preamp Gain (dB)	Read Level (dBμV)	Emission Level (dBμV/m)	Limits (dBμV/m)	Margin (dB)	Detector
10420.000	38.33	12.31	39.22	38.02	49.44	54.00	4.56	Peak

Mode	802.11ax-HE80	Band	NII-2A
		Frequency	TX 5290MHz

Antenna at Horizontal Polarization

Emission Frequency (MHz)	Antenna Factor (dB/m)	Cable Loss (dB)	Preamp Gain (dB)	Read Level (dBμV)	Emission Level (dBμV/m)	Limits (dBμV/m)	Margin (dB)	Detector
10580.000	38.40	12.44	39.07	38.32	50.09	54.00	3.91	Peak

Antenna at Vertical Polarization

Emission Frequency (MHz)	Antenna Factor (dB/m)	Cable Loss (dB)	Preamp Gain (dB)	Read Level (dBμV)	Emission Level (dBμV/m)	Limits (dBμV/m)	Margin (dB)	Detector
10580.000	38.40	12.44	39.07	38.82	50.59	54.00	3.41	Peak

Mode	802.11ax-HE80	Band	NII-2C
		Frequency	TX 5610MHz

Antenna at Horizontal Polarization

Emission Frequency (MHz)	Antenna Factor (dB/m)	Cable Loss (dB)	Preamp Gain (dB)	Read Level (dBμV)	Emission Level (dBμV/m)	Limits (dBμV/m)	Margin (dB)	Detector
11220.000	39.10	13.03	38.93	38.75	51.95	54.00	2.05	Peak

Antenna at Vertical Polarization

Emission Frequency (MHz)	Antenna Factor (dB/m)	Cable Loss (dB)	Preamp Gain (dB)	Read Level (dBμV)	Emission Level (dBμV/m)	Limits (dBμV/m)	Margin (dB)	Detector
11220.000	39.10	13.03	38.93	37.04	50.24	54.00	3.76	Peak

This test report may be reproduced in full only. The document may only be updated by Audix Technology Corp. personnel. Any changes will be noted in the Document History section of the report.

Audix Technology Corp.
No. 53-11, Dingfu, Linkou, Dist.,
New Taipei City244, Taiwan
Tel: +886 2 26099301
Fax: +886 2 26099303

Mode	802.11ax-HE80	Band	NII-2C
		Frequency	TX 5690MHz

Antenna at Horizontal Polarization

Emission Frequency (MHz)	Antenna Factor (dB/m)	Cable Loss (dB)	Preamp Gain (dB)	Read Level (dBμV)	Emission Level (dBμV/m)	Limits (dBμV/m)	Margin (dB)	Detector
11380.000	39.17	13.24	38.97	38.01	51.45	54.00	2.55	Peak

Antenna at Vertical Polarization

Emission Frequency (MHz)	Antenna Factor (dB/m)	Cable Loss (dB)	Preamp Gain (dB)	Read Level (dBμV)	Emission Level (dBμV/m)	Limits (dBμV/m)	Margin (dB)	Detector
11380.000	39.17	13.24	38.97	37.75	51.19	54.00	2.81	Peak

Mode	802.11ax-HE80	Band	NII-III
		Frequency	TX 5775MHz

Antenna at Horizontal Polarization

Emission Frequency (MHz)	Antenna Factor (dB/m)	Cable Loss (dB)	Preamp Gain (dB)	Read Level (dBμV)	Emission Level (dBμV/m)	Limits (dBμV/m)	Margin (dB)	Detector
11550.000	39.53	13.45	39.04	38.90	52.84	54.00	1.16	Peak

Antenna at Vertical Polarization

Emission Frequency (MHz)	Antenna Factor (dB/m)	Cable Loss (dB)	Preamp Gain (dB)	Read Level (dBμV)	Emission Level (dBμV/m)	Limits (dBμV/m)	Margin (dB)	Detector
11550.000	39.53	13.45	39.04	37.47	51.41	54.00	2.59	Peak

This test report may be reproduced in full only. The document may only be updated by Audix Technology Corp. personnel. Any changes will be noted in the Document History section of the report.

Audix Technology Corp.
No. 53-11, Dingfu, Linkou, Dist.,
New Taipei City244, Taiwan
Tel: +886 2 26099301
Fax: +886 2 26099303

Mode	802.11ax-HE160	Band	NII-I/NII-2A
		Frequency	TX 5250MHz

Antenna at Horizontal Polarization

Emission Frequency (MHz)	Antenna Factor (dB/m)	Cable Loss (dB)	Preamp Gain (dB)	Read Level (dBμV)	Emission Level (dBμV/m)	Limits (dBμV/m)	Margin (dB)	Detector
10500.000	38.40	12.38	39.10	37.71	49.39	54.00	4.61	Peak

Antenna at Vertical Polarization

Emission Frequency (MHz)	Antenna Factor (dB/m)	Cable Loss (dB)	Preamp Gain (dB)	Read Level (dBμV)	Emission Level (dBμV/m)	Limits (dBμV/m)	Margin (dB)	Detector
10500.000	38.40	12.38	39.10	37.84	49.52	54.00	4.48	Peak

Mode	802.11ax-HE160	Band	NII-2C
		Frequency	TX 5570MHz

Antenna at Horizontal Polarization

Emission Frequency (MHz)	Antenna Factor (dB/m)	Cable Loss (dB)	Preamp Gain (dB)	Read Level (dBμV)	Emission Level (dBμV/m)	Limits (dBμV/m)	Margin (dB)	Detector
11140.000	38.90	12.92	38.91	37.14	50.05	54.00	3.95	Peak

Antenna at Vertical Polarization

Emission Frequency (MHz)	Antenna Factor (dB/m)	Cable Loss (dB)	Preamp Gain (dB)	Read Level (dBμV)	Emission Level (dBμV/m)	Limits (dBμV/m)	Margin (dB)	Detector
11140.000	38.90	12.92	38.91	37.33	50.24	54.00	3.76	Peak

A.2.3 Emissions in Non-restricted Frequency Bands

Pursuant to KDB 789033 D02 General UNII Test Procedures New Rules v02r01 that emission levels below the 15.209 general radiated emissions limits is not required.

This test report may be reproduced in full only. The document may only be updated by Audix Technology Corp. personnel. Any changes will be noted in the Document History section of the report.

Audix Technology Corp.
No. 53-11, Dingfu, Linkou, Dist.,
New Taipei City244,Taiwan

Tel: +886 2 26099301
Fax: +886 2 26099303

APPDNDIX B

TEST PHOTOGRAPHS

(Model: 15Z95N)

This test report may be reproduced in full only. The document may only be updated by Audix Technology Corp. personnel. Any changes will be noted in the Document History section of the report.