EUT Internal Photos

Figure 13
General Appearance, Internal View

Figure 14
Internal View (Removed Cover)



Figure 15
Internal View (Removed Components)



Figure 16
DC FAN



Figure 17
Main Board, Front View



Figure 18
Main Board, Back View



Figure 19
WLAN SUB Board, Front View



Figure 20
WLAN SUB Board, Back View



Figure 21
WLAN Combo Card, Front View

Figure 22
WLAN Combo Card, Without Shield and Back View



Figure 23
Battery Pack (80Wh), Front View

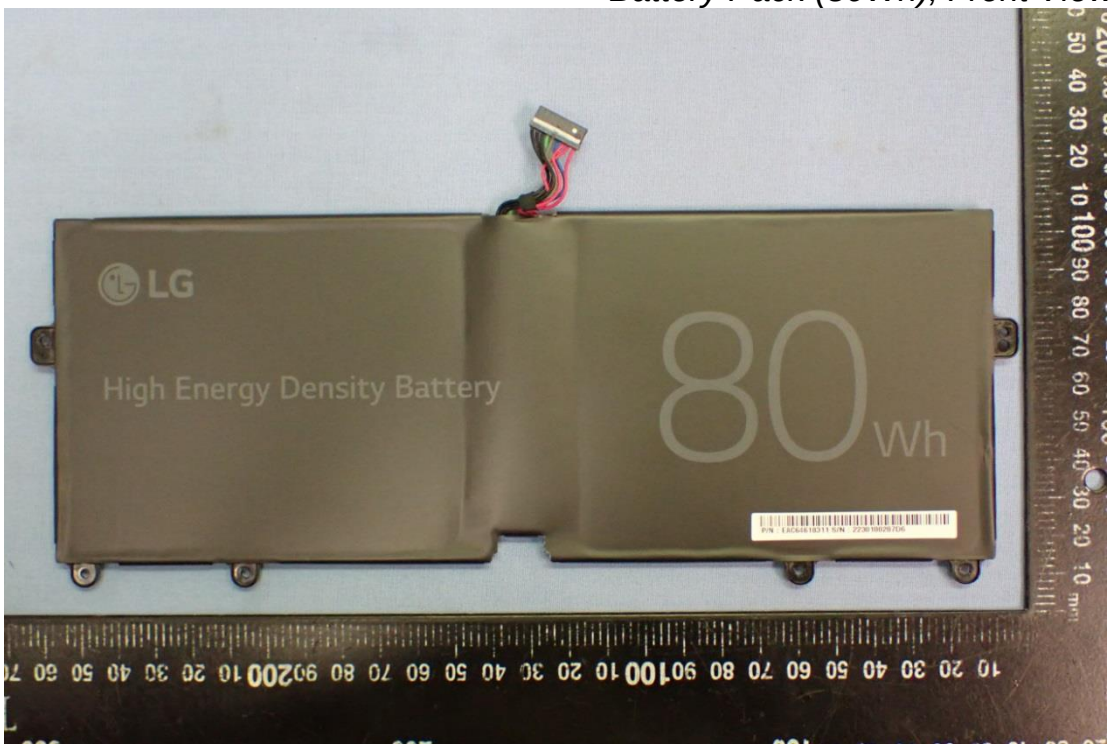

Figure 24
Battery Pack (80Wh), Back View



Figure 25
SSD, Samsung (1TB), Front View



Figure 26
SSD, Samsung (1TB), Back View



Figure 27
SSD, Samsung (256GB), Front View



Figure 28
SSD, Samsung (256GB), Back View



Figure 29
Touch Pad (Front View)



Figure 30
Touch Pad (Back View)



Figure 31
LCD Panel, Front View



Figure 32
LCD Panel, Back & Label View

Figure 33
WA-P-LELE-04-026, WLAN Combo Antenna Position

Antenna Location



Figure 34
WA-P-LELE-04-026, WLAN Combo Antenna