Product	:	Notebook Computers
Test Item	:	Harmonic Radiated Emission Data
Test Date	:	2020/12/03
Test Mode	:	Mode 6: SISO A: Transmit (802.11ax-20BW_8.6Mbps) (5825MHz)

Horizontal

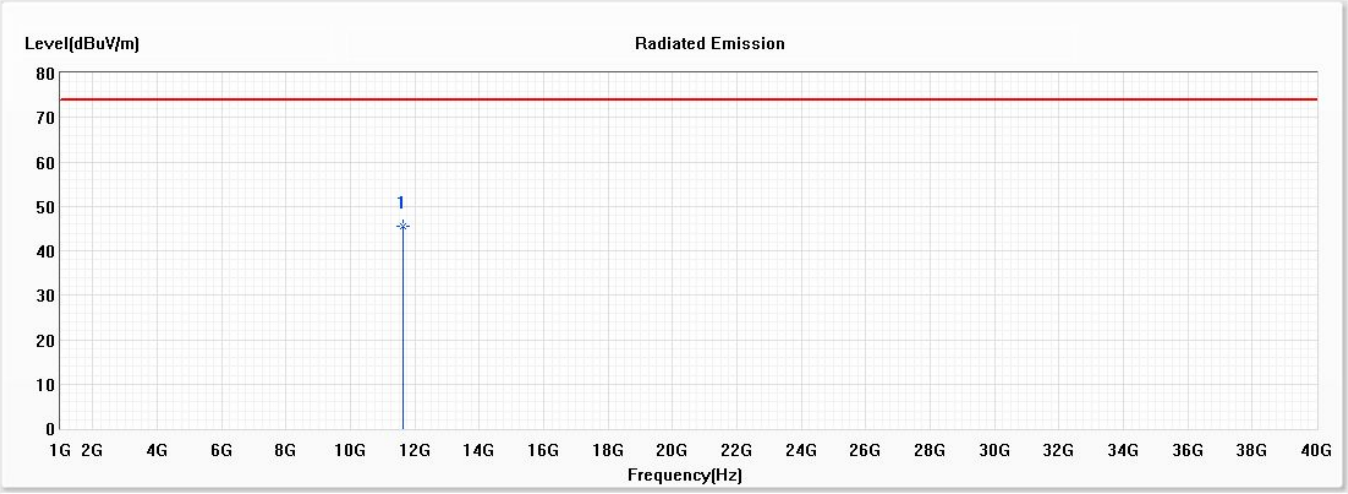

No	Frequency (MHz)	Emission Level (dBuV/m)	Limit (dBuV/m)	Margin (dB)	Reading Level (dBuV)	Correct Factor (dB)	Detector Type
* 1	11650.000	45.53	74.00	-28.47	53.93	-8.40	PK

Note:

1. All Readings below 1GHz are Quasi-Peak, above 1GHz are performed with peak and/or average measurements as necessary.
2. Emission Level = Reading Level + Correct Factor.
3. Correct Factor = Antenna factor + Cable loss –Amplifier gain.
4. The average measurement was not performed when the peak measured data under the limit of average detection.
5. The emission levels of other frequencies are very lower than the limit and not show in test report.

Product	:	Notebook Computers
Test Item	:	Harmonic Radiated Emission Data
Test Date	:	2020/12/03
Test Mode	:	Mode 6: SISO A: Transmit (802.11ax-20BW_8.6Mbps) (5825MHz)

Vertical

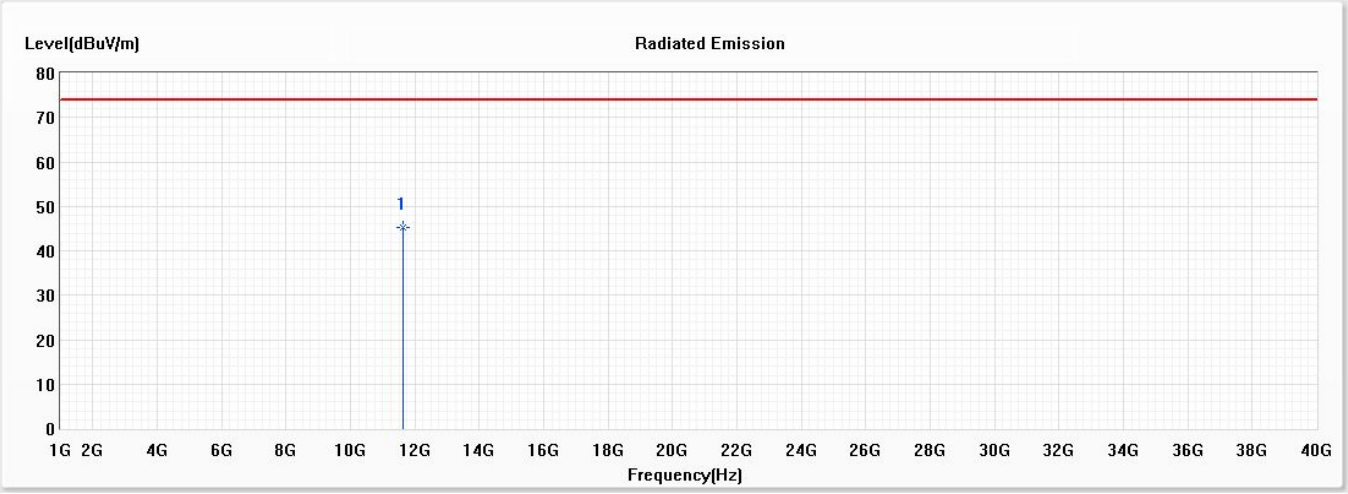

No	Frequency (MHz)	Emission Level (dBuV/m)	Limit (dBuV/m)	Margin (dB)	Reading Level (dBuV)	Correct Factor (dB)	Detector Type
* 1	11650.000	45.12	74.00	-28.88	53.52	-8.40	PK

Note:

1. All Readings below 1GHz are Quasi-Peak, above 1GHz are performed with peak and/or average measurements as necessary.
2. Emission Level = Reading Level + Correct Factor.
3. Correct Factor = Antenna factor + Cable loss –Amplifier gain.
4. The average measurement was not performed when the peak measured data under the limit of average detection.
5. The emission levels of other frequencies are very lower than the limit and not show in test report.

Product	:	Notebook Computers
Test Item	:	Harmonic Radiated Emission Data
Test Date	:	2020/12/03
Test Mode	:	Mode 6: SISO A: Transmit (802.11ax-20BW_8.6Mbps) (5720MHz)

Horizontal

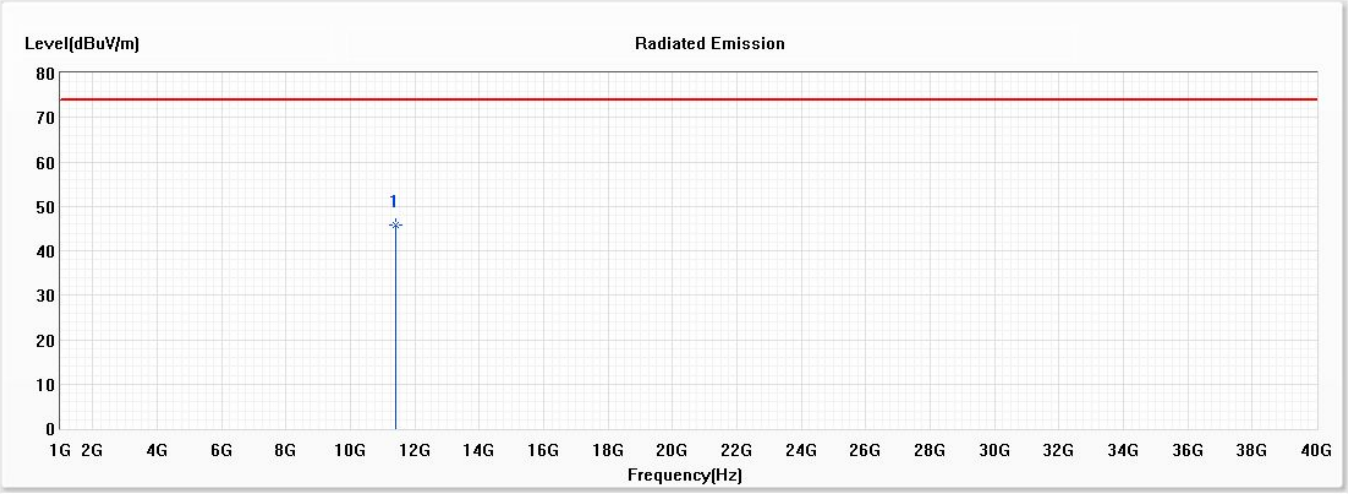

No	Frequency (MHz)	Emission Level (dBuV/m)	Limit (dBuV/m)	Margin (dB)	Reading Level (dBuV)	Correct Factor (dB)	Detector Type
* 1	11420.000	45.71	74.00	-28.29	54.43	-8.72	PK

Note:

1. All Readings below 1GHz are Quasi-Peak, above 1GHz are performed with peak and/or average measurements as necessary.
2. Emission Level = Reading Level + Correct Factor.
3. Correct Factor = Antenna factor + Cable loss –Amplifier gain.
4. The average measurement was not performed when the peak measured data under the limit of average detection.
5. The emission levels of other frequencies are very lower than the limit and not show in test report.

Product	:	Notebook Computers
Test Item	:	Harmonic Radiated Emission Data
Test Date	:	2020/12/03
Test Mode	:	Mode 6: SISO A: Transmit (802.11ax-20BW_8.6Mbps) (5720MHz)

Vertical

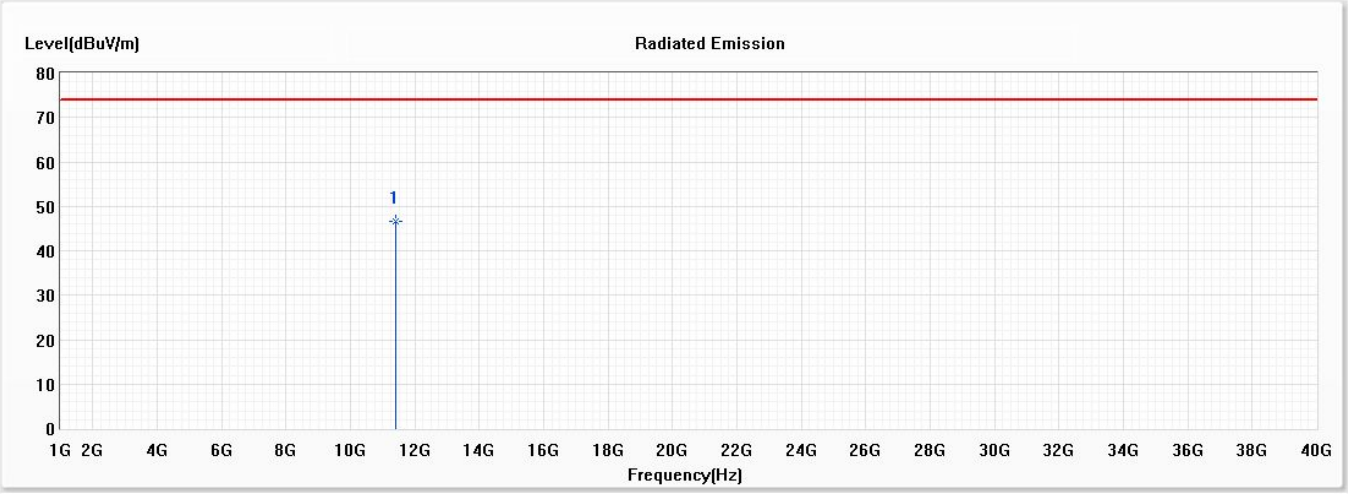

No	Frequency (MHz)	Emission Level (dBuV/m)	Limit (dBuV/m)	Margin (dB)	Reading Level (dBuV)	Correct Factor (dB)	Detector Type
* 1	11420.000	46.64	74.00	-27.36	55.36	-8.72	PK

Note:

1. All Readings below 1GHz are Quasi-Peak, above 1GHz are performed with peak and/or average measurements as necessary.
2. Emission Level = Reading Level + Correct Factor.
3. Correct Factor = Antenna factor + Cable loss –Amplifier gain.
4. The average measurement was not performed when the peak measured data under the limit of average detection.
5. The emission levels of other frequencies are very lower than the limit and not show in test report.

Product	:	Notebook Computers
Test Item	:	Harmonic Radiated Emission Data
Test Date	:	2020/12/03
Test Mode	:	Mode 7: SISO A: Transmit (802.11ax-40BW_17.2Mbps) (5755MHz)

Horizontal

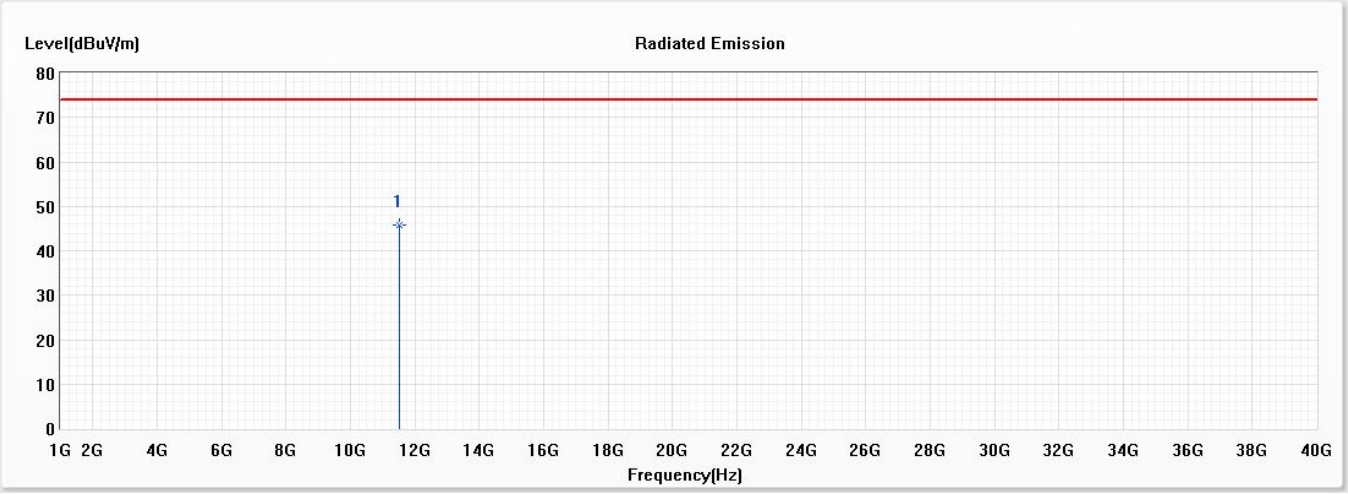

No	Frequency (MHz)	Emission Level (dBuV/m)	Limit (dBuV/m)	Margin (dB)	Reading Level (dBuV)	Correct Factor (dB)	Detector Type
* 1	11510.000	45.67	74.00	-28.33	54.31	-8.64	PK

Note:

1. All Readings below 1GHz are Quasi-Peak, above 1GHz are performed with peak and/or average measurements as necessary.
2. Emission Level = Reading Level + Correct Factor.
3. Correct Factor = Antenna factor + Cable loss –Amplifier gain.
4. The average measurement was not performed when the peak measured data under the limit of average detection.
5. The emission levels of other frequencies are very lower than the limit and not show in test report.

Product	:	Notebook Computers
Test Item	:	Harmonic Radiated Emission Data
Test Date	:	2020/12/03
Test Mode	:	Mode 7: SISO A: Transmit (802.11ax-40BW_17.2Mbps) (5755MHz)

Vertical

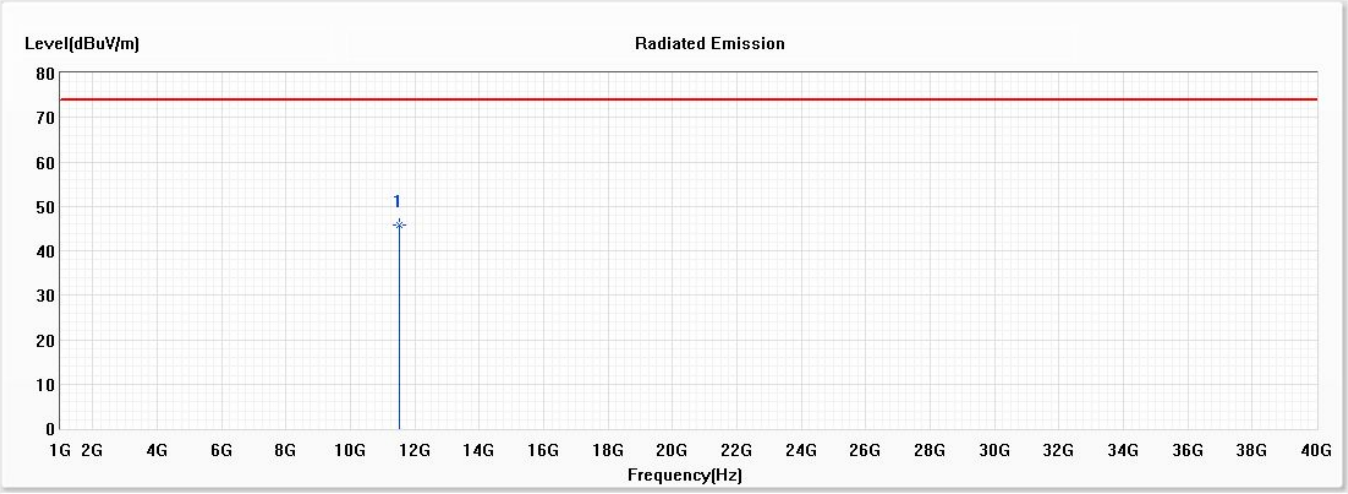

No	Frequency (MHz)	Emission Level (dBuV/m)	Limit (dBuV/m)	Margin (dB)	Reading Level (dBuV)	Correct Factor (dB)	Detector Type
* 1	11510.000	45.84	74.00	-28.16	54.48	-8.64	PK

Note:

1. All Readings below 1GHz are Quasi-Peak, above 1GHz are performed with peak and/or average measurements as necessary.
2. Emission Level = Reading Level + Correct Factor.
3. Correct Factor = Antenna factor + Cable loss –Amplifier gain.
4. The average measurement was not performed when the peak measured data under the limit of average detection.
5. The emission levels of other frequencies are very lower than the limit and not show in test report.

Product	:	Notebook Computers
Test Item	:	Harmonic Radiated Emission Data
Test Date	:	2020/12/03
Test Mode	:	Mode 7: SISO A: Transmit (802.11ax-40BW_17.2Mbps) (5795MHz)

Horizontal

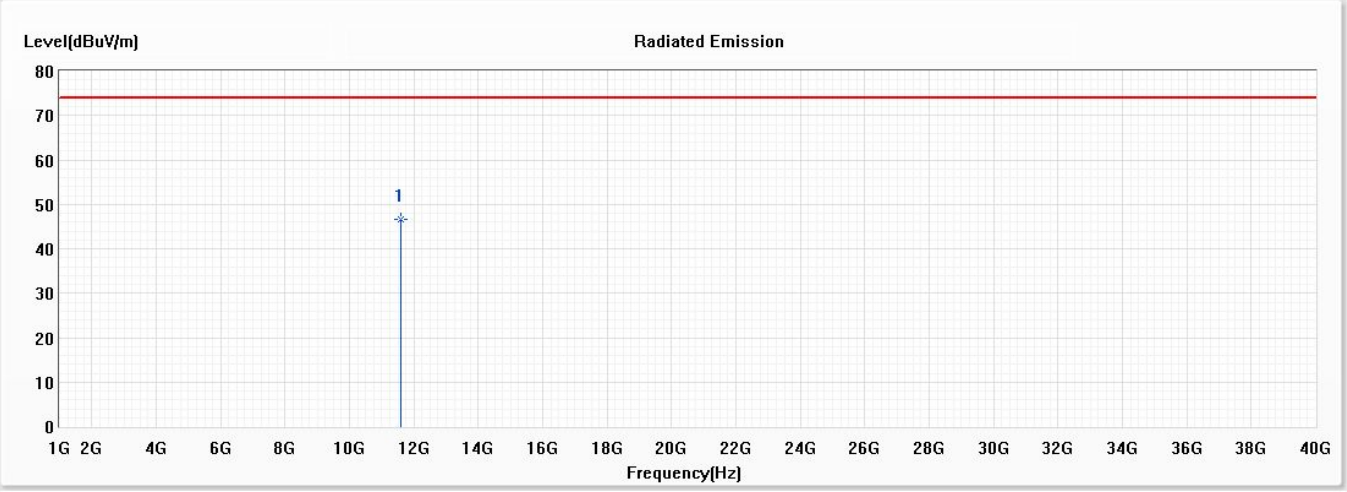

No	Frequency (MHz)	Emission Level (dBuV/m)	Limit (dBuV/m)	Margin (dB)	Reading Level (dBuV)	Correct Factor (dB)	Detector Type
* 1	11590.000	46.55	74.00	-27.45	55.08	-8.53	PK

Note:

1. All Readings below 1GHz are Quasi-Peak, above 1GHz are performed with peak and/or average measurements as necessary.
2. Emission Level = Reading Level + Correct Factor.
3. Correct Factor = Antenna factor + Cable loss –Amplifier gain.
4. The average measurement was not performed when the peak measured data under the limit of average detection.
5. The emission levels of other frequencies are very lower than the limit and not show in test report.

Product	:	Notebook Computers
Test Item	:	Harmonic Radiated Emission Data
Test Date	:	2020/12/03
Test Mode	:	Mode 7: SISO A: Transmit (802.11ax-40BW_17.2Mbps) (5795MHz)

Vertical

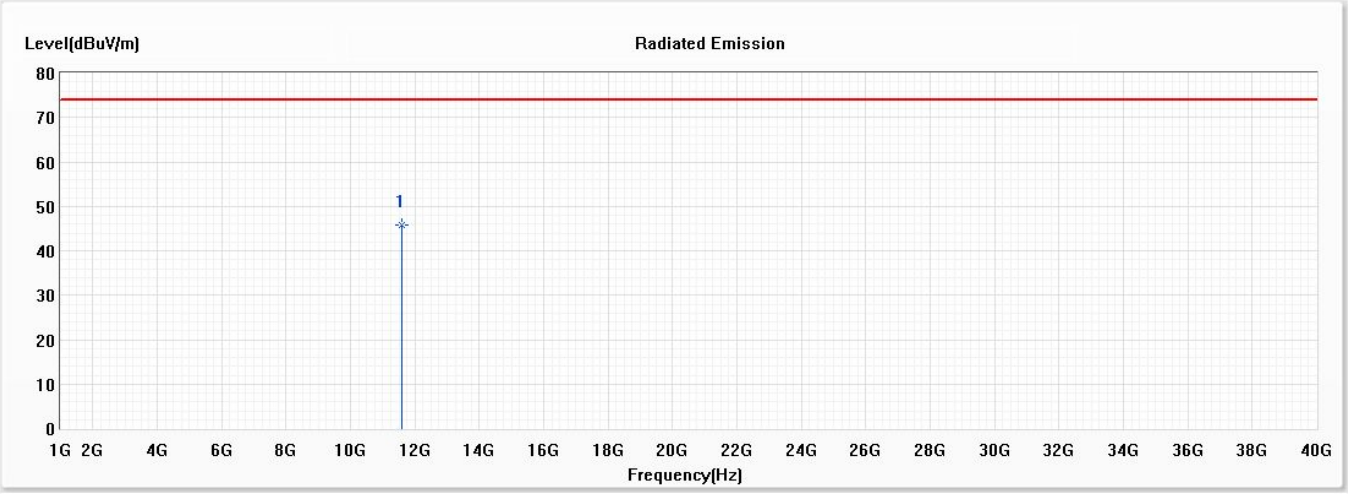

No	Frequency (MHz)	Emission Level (dBuV/m)	Limit (dBuV/m)	Margin (dB)	Reading Level (dBuV)	Correct Factor (dB)	Detector Type
* 1	11590.000	45.83	74.00	-28.17	54.36	-8.53	PK

Note:

1. All Readings below 1GHz are Quasi-Peak, above 1GHz are performed with peak and/or average measurements as necessary.
2. Emission Level = Reading Level + Correct Factor.
3. Correct Factor = Antenna factor + Cable loss –Amplifier gain.
4. The average measurement was not performed when the peak measured data under the limit of average detection.
5. The emission levels of other frequencies are very lower than the limit and not show in test report.

Product	:	Notebook Computers
Test Item	:	Harmonic Radiated Emission Data
Test Date	:	2020/12/03
Test Mode	:	Mode 8: SISO A: Transmit (802.11ax-80BW_36Mbps) (5690MHz)

Horizontal

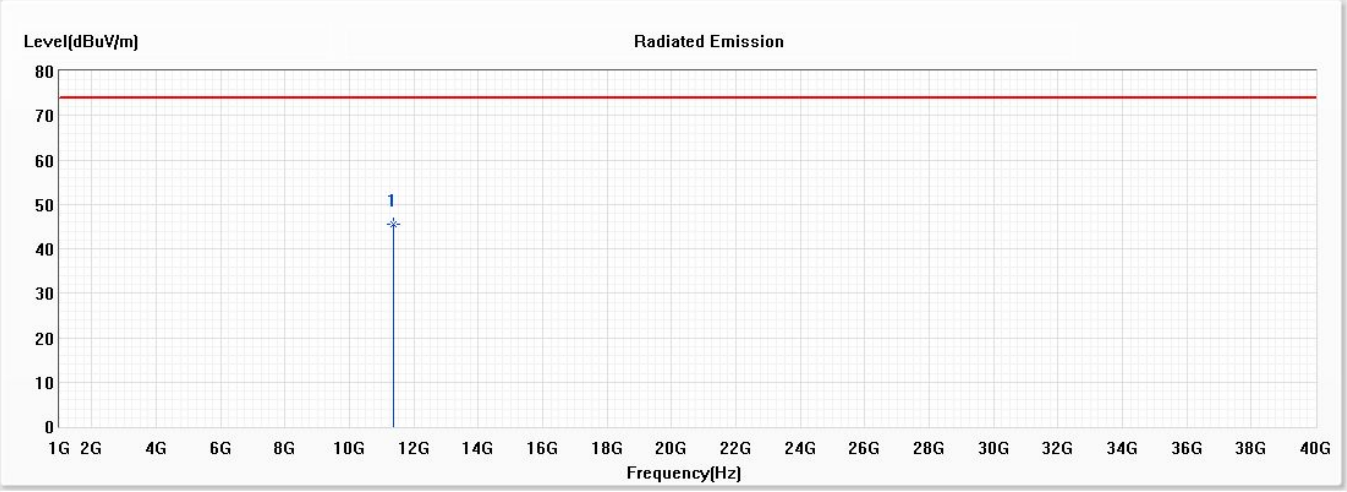

No	Frequency (MHz)	Emission Level (dBuV/m)	Limit (dBuV/m)	Margin (dB)	Reading Level (dBuV)	Correct Factor (dB)	Detector Type
* 1	11380.000	45.58	74.00	-28.42	54.40	-8.82	PK

Note:

1. All Readings below 1GHz are Quasi-Peak, above 1GHz are performed with peak and/or average measurements as necessary.
2. Emission Level = Reading Level + Correct Factor.
3. Correct Factor = Antenna factor + Cable loss –Amplifier gain.
4. The average measurement was not performed when the peak measured data under the limit of average detection.
5. The emission levels of other frequencies are very lower than the limit and not show in test report.

Product	:	Notebook Computers
Test Item	:	Harmonic Radiated Emission Data
Test Date	:	2020/12/03
Test Mode	:	Mode 8: SISO A: Transmit (802.11ax-80BW_36Mbps) (5690MHz)

Vertical

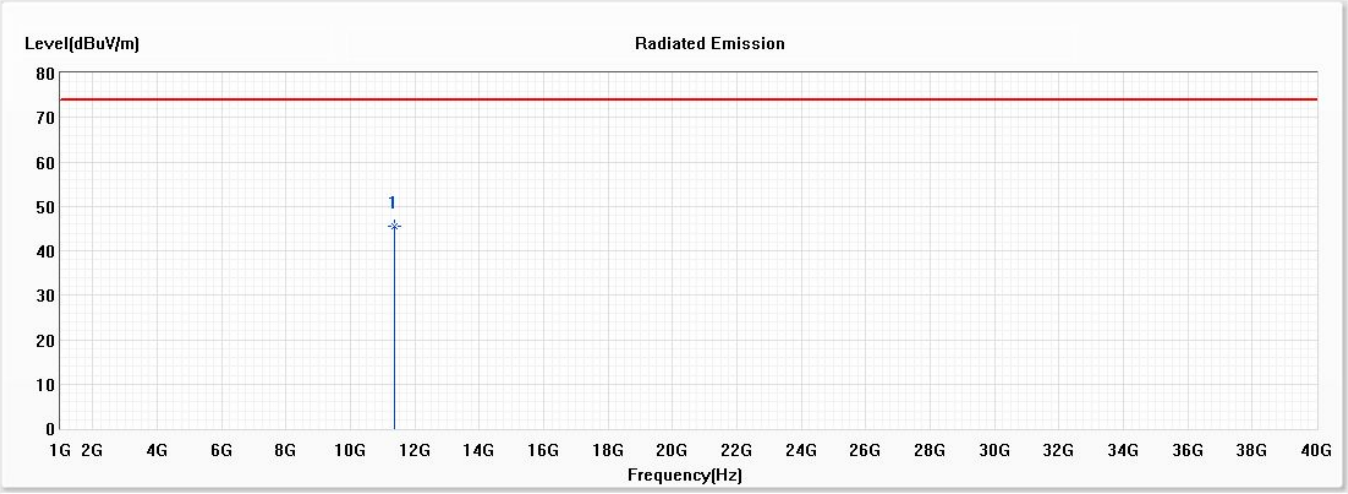

No	Frequency (MHz)	Emission Level (dBuV/m)	Limit (dBuV/m)	Margin (dB)	Reading Level (dBuV)	Correct Factor (dB)	Detector Type
* 1	11380.000	45.48	74.00	-28.52	54.30	-8.82	PK

Note:

1. All Readings below 1GHz are Quasi-Peak, above 1GHz are performed with peak and/or average measurements as necessary.
2. Emission Level = Reading Level + Correct Factor.
3. Correct Factor = Antenna factor + Cable loss –Amplifier gain.
4. The average measurement was not performed when the peak measured data under the limit of average detection.
5. The emission levels of other frequencies are very lower than the limit and not show in test report.

Product	:	Notebook Computers
Test Item	:	Harmonic Radiated Emission Data
Test Date	:	2020/12/03
Test Mode	:	Mode 8: SISO A: Transmit (802.11ax-80BW_36Mbps) (5775MHz)

Horizontal

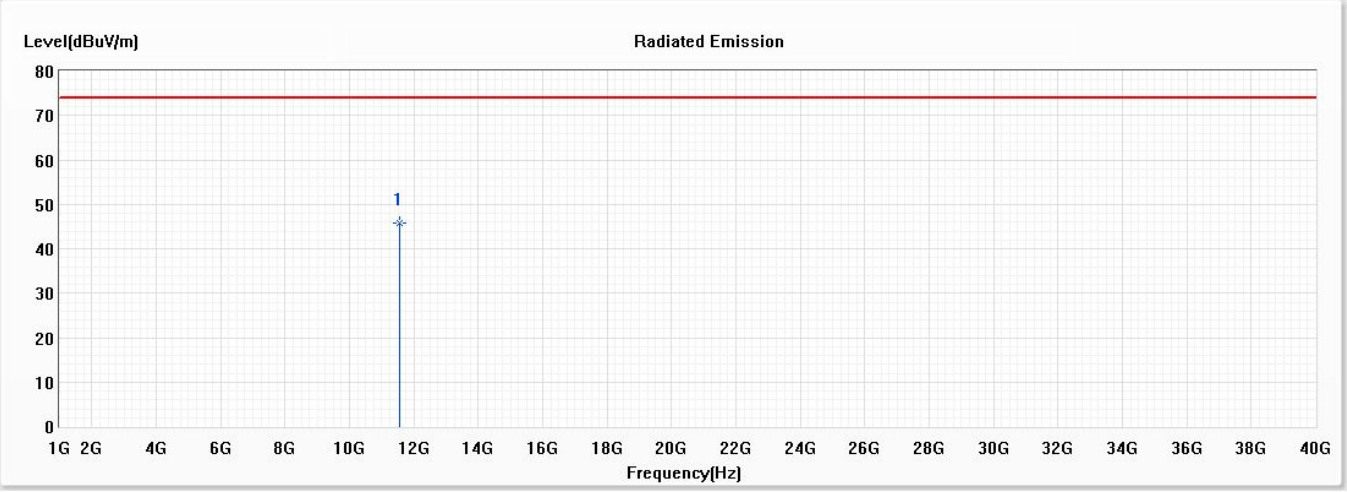

No	Frequency (MHz)	Emission Level (dBuV/m)	Limit (dBuV/m)	Margin (dB)	Reading Level (dBuV)	Correct Factor (dB)	Detector Type
* 1	11550.000	45.72	74.00	-28.28	54.33	-8.61	PK

Note:

1. All Readings below 1GHz are Quasi-Peak, above 1GHz are performed with peak and/or average measurements as necessary.
2. Emission Level = Reading Level + Correct Factor.
3. Correct Factor = Antenna factor + Cable loss –Amplifier gain.
4. The average measurement was not performed when the peak measured data under the limit of average detection.
5. The emission levels of other frequencies are very lower than the limit and not show in test report.

Product	:	Notebook Computers
Test Item	:	Harmonic Radiated Emission Data
Test Date	:	2020/12/03
Test Mode	:	Mode 8: SISO A: Transmit (802.11ax-80BW_36Mbps) (5775MHz)

Vertical

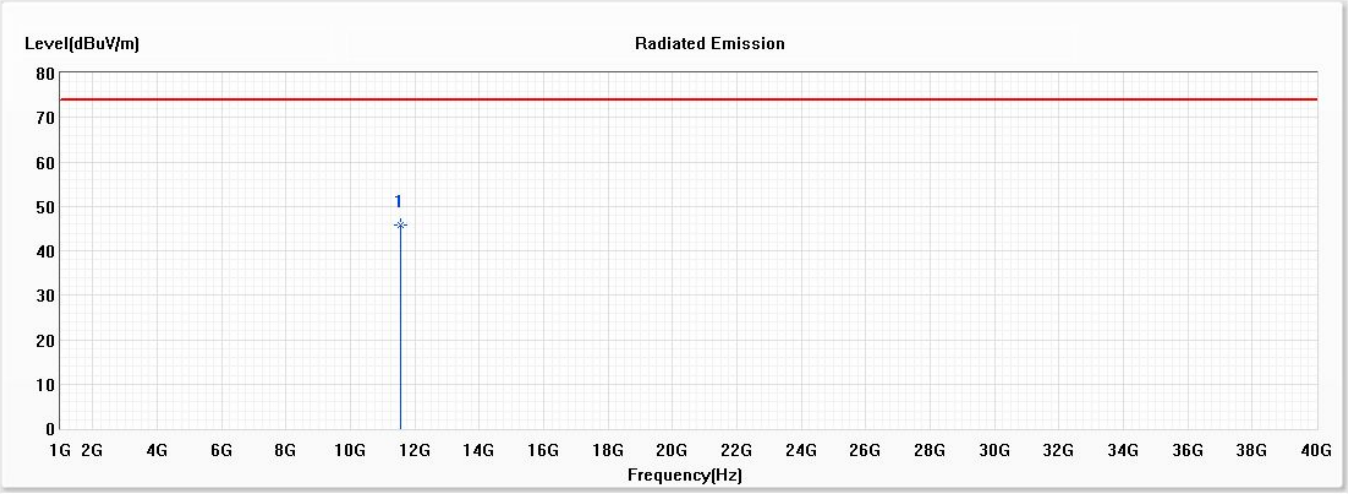

No	Frequency (MHz)	Emission Level (dBuV/m)	Limit (dBuV/m)	Margin (dB)	Reading Level (dBuV)	Correct Factor (dB)	Detector Type
* 1	11550.000	45.68	74.00	-28.32	54.29	-8.61	PK

Note:

1. All Readings below 1GHz are Quasi-Peak, above 1GHz are performed with peak and/or average measurements as necessary.
2. Emission Level = Reading Level + Correct Factor.
3. Correct Factor = Antenna factor + Cable loss –Amplifier gain.
4. The average measurement was not performed when the peak measured data under the limit of average detection.
5. The emission levels of other frequencies are very lower than the limit and not show in test report.

Product	:	Notebook Computers
Test Item	:	Harmonic Radiated Emission Data
Test Date	:	2020/12/03
Test Mode	:	Mode 10 SISO B: Transmit (802.11a_6Mbps) (5180MHz)

Horizontal

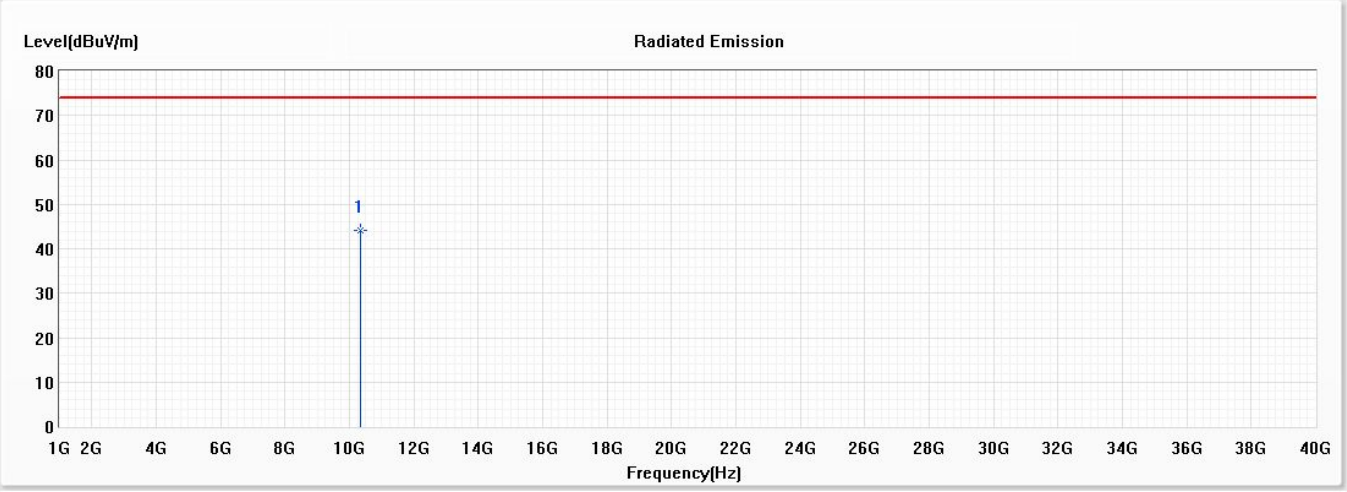

No	Frequency (MHz)	Emission Level (dBuV/m)	Limit (dBuV/m)	Margin (dB)	Reading Level (dBuV)	Correct Factor (dB)	Detector Type
* 1	10360.000	44.23	74.00	-29.77	54.45	-10.22	PK

Note:

1. All Readings below 1GHz are Quasi-Peak, above 1GHz are performed with peak and/or average measurements as necessary.
2. Emission Level = Reading Level + Correct Factor.
3. Correct Factor = Antenna factor + Cable loss –Amplifier gain.
4. The average measurement was not performed when the peak measured data under the limit of average detection.
5. The emission levels of other frequencies are very lower than the limit and not show in test report.

Product	:	Notebook Computers
Test Item	:	Harmonic Radiated Emission Data
Test Date	:	2020/12/03
Test Mode	:	Mode 10 SISO B: Transmit (802.11a_6Mbps) (5180MHz)

Vertical

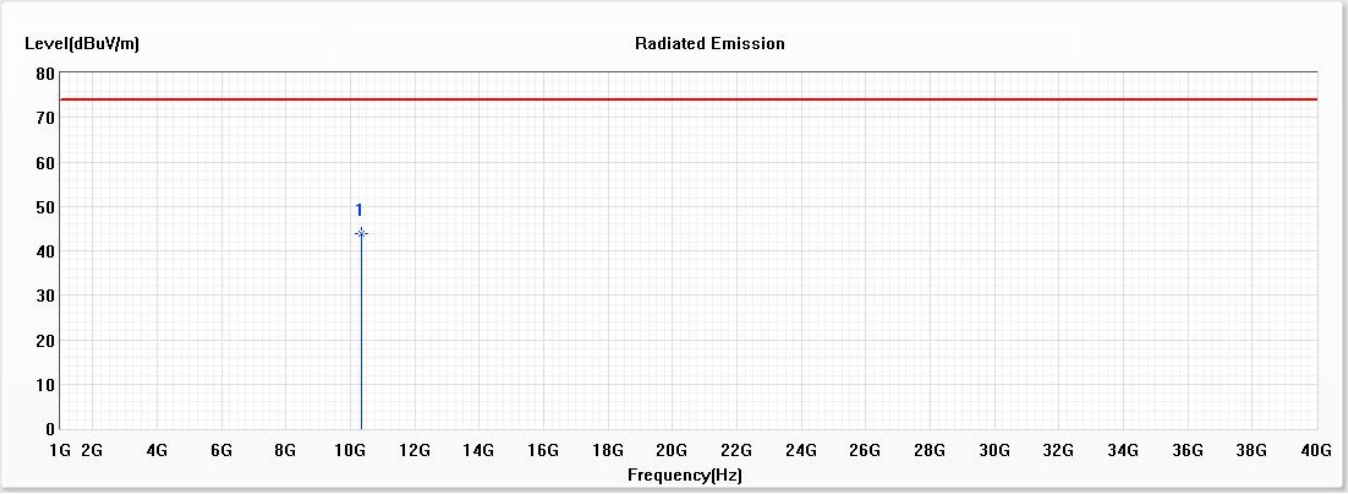

No	Frequency (MHz)	Emission Level (dBuV/m)	Limit (dBuV/m)	Margin (dB)	Reading Level (dBuV)	Correct Factor (dB)	Detector Type
* 1	10360.000	43.82	74.00	-30.18	54.04	-10.22	PK

Note:

1. All Readings below 1GHz are Quasi-Peak, above 1GHz are performed with peak and/or average measurements as necessary.
2. Emission Level = Reading Level + Correct Factor.
3. Correct Factor = Antenna factor + Cable loss –Amplifier gain.
4. The average measurement was not performed when the peak measured data under the limit of average detection.
5. The emission levels of other frequencies are very lower than the limit and not show in test report.

Product	:	Notebook Computers
Test Item	:	Harmonic Radiated Emission Data
Test Date	:	2020/12/03
Test Mode	:	Mode 10 SISO B: Transmit (802.11a_6Mbps) (5220MHz)

Horizontal

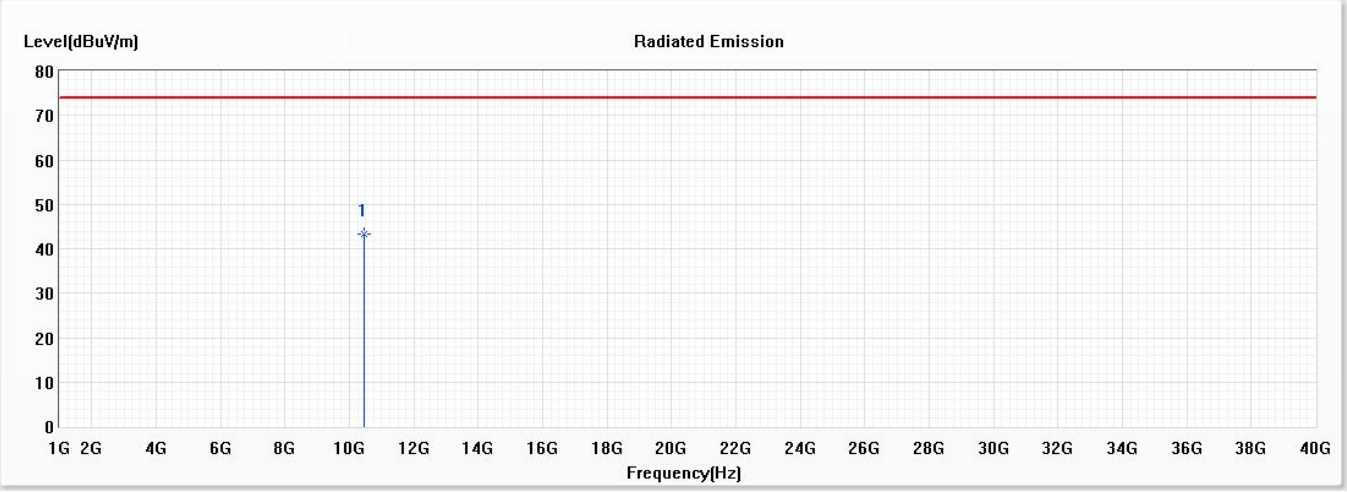

No	Frequency (MHz)	Emission Level (dBuV/m)	Limit (dBuV/m)	Margin (dB)	Reading Level (dBuV)	Correct Factor (dB)	Detector Type
* 1	10440.000	43.27	74.00	-30.73	53.36	-10.09	PK

Note:

1. All Readings below 1GHz are Quasi-Peak, above 1GHz are performed with peak and/or average measurements as necessary.
2. Emission Level = Reading Level + Correct Factor.
3. Correct Factor = Antenna factor + Cable loss –Amplifier gain.
4. The average measurement was not performed when the peak measured data under the limit of average detection.
5. The emission levels of other frequencies are very lower than the limit and not show in test report.

Product	:	Notebook Computers
Test Item	:	Harmonic Radiated Emission Data
Test Date	:	2020/12/03
Test Mode	:	Mode 10 SISO B: Transmit (802.11a_6Mbps) (5220MHz)

Vertical

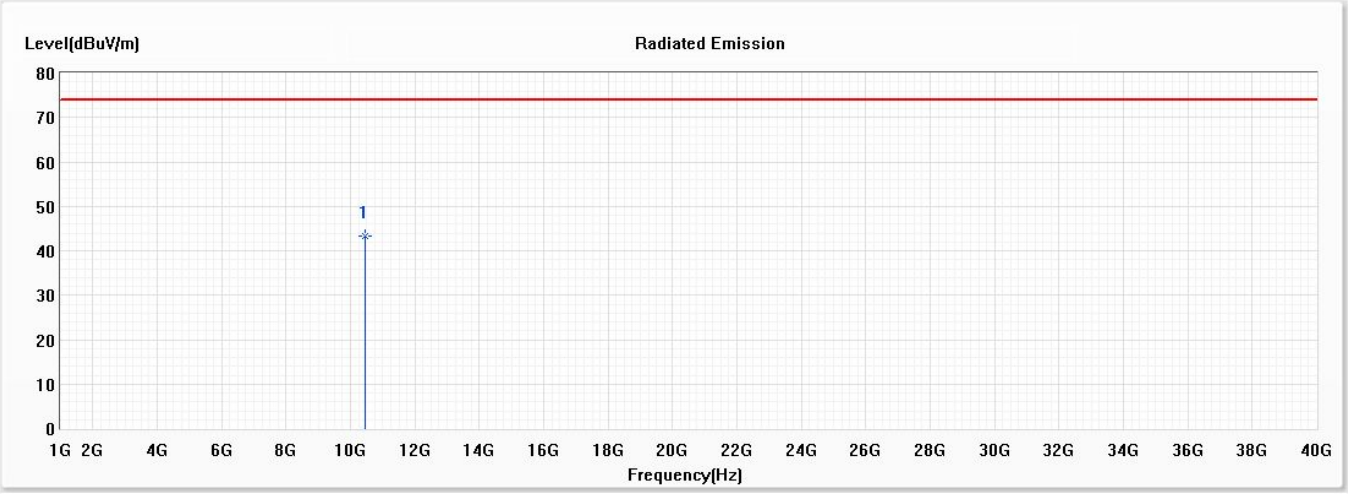

No	Frequency (MHz)	Emission Level (dBuV/m)	Limit (dBuV/m)	Margin (dB)	Reading Level (dBuV)	Correct Factor (dB)	Detector Type
* 1	10440.000	43.28	74.00	-30.72	53.37	-10.09	PK

Note:

1. All Readings below 1GHz are Quasi-Peak, above 1GHz are performed with peak and/or average measurements as necessary.
2. Emission Level = Reading Level + Correct Factor.
3. Correct Factor = Antenna factor + Cable loss –Amplifier gain.
4. The average measurement was not performed when the peak measured data under the limit of average detection.
5. The emission levels of other frequencies are very lower than the limit and not show in test report.

Product	:	Notebook Computers
Test Item	:	Harmonic Radiated Emission Data
Test Date	:	2020/12/03
Test Mode	:	Mode 10 SISO B: Transmit (802.11a_6Mbps) (5240MHz)

Horizontal

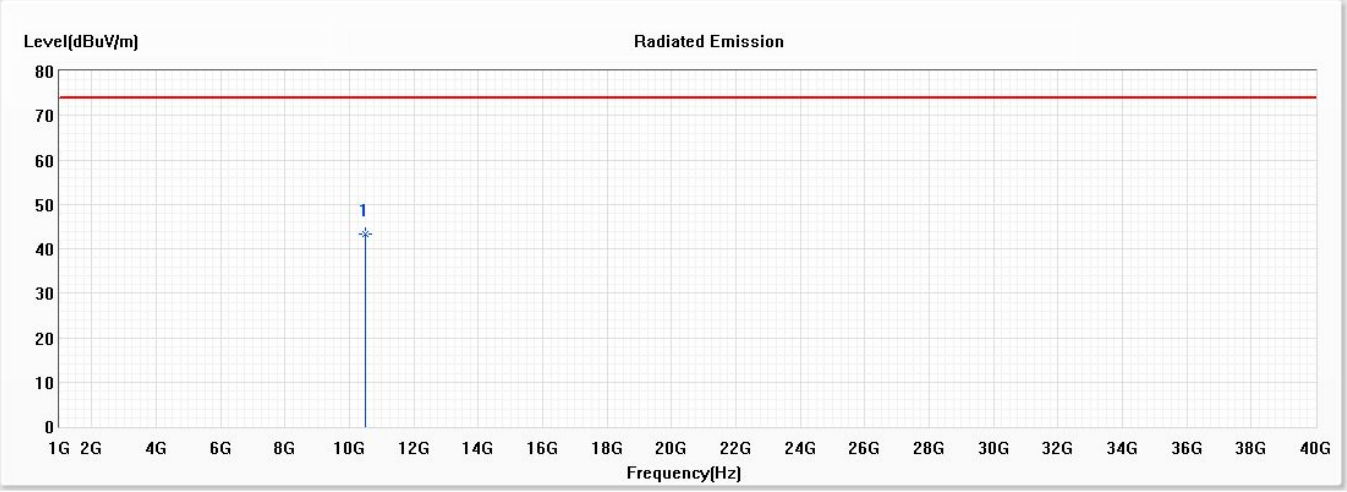

No	Frequency (MHz)	Emission Level (dBuV/m)	Limit (dBuV/m)	Margin (dB)	Reading Level (dBuV)	Correct Factor (dB)	Detector Type
* 1	10480.000	43.43	74.00	-30.57	53.35	-9.92	PK

Note:

1. All Readings below 1GHz are Quasi-Peak, above 1GHz are performed with peak and/or average measurements as necessary.
2. Emission Level = Reading Level + Correct Factor.
3. Correct Factor = Antenna factor + Cable loss –Amplifier gain.
4. The average measurement was not performed when the peak measured data under the limit of average detection.
5. The emission levels of other frequencies are very lower than the limit and not show in test report.

Product	:	Notebook Computers
Test Item	:	Harmonic Radiated Emission Data
Test Date	:	2020/12/03
Test Mode	:	Mode 10 SISO B: Transmit (802.11a_6Mbps) (5240MHz)

Vertical

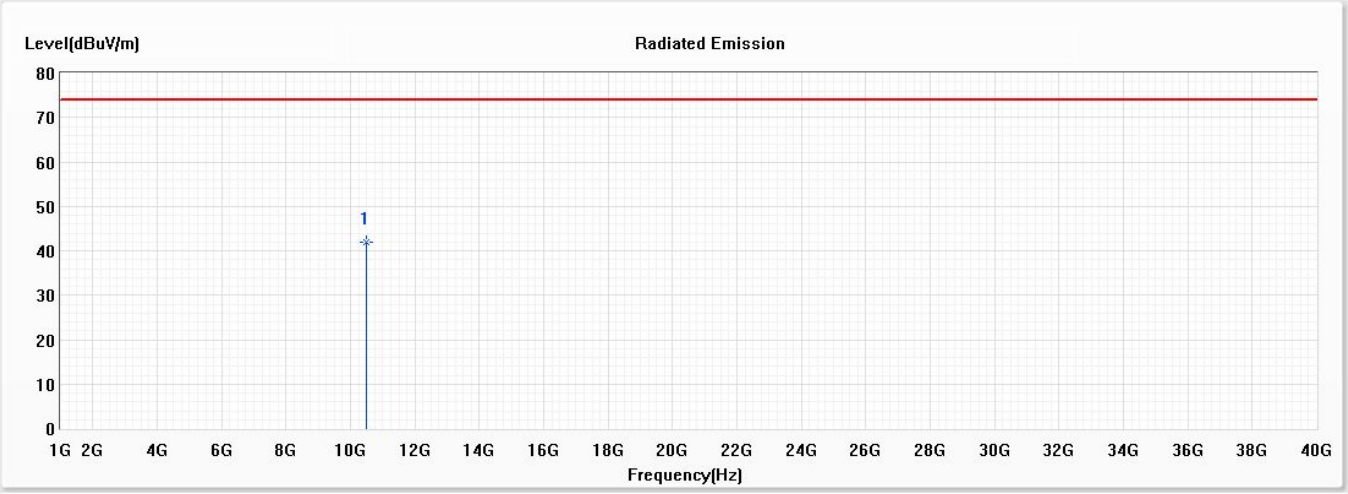

No	Frequency (MHz)	Emission Level (dBuV/m)	Limit (dBuV/m)	Margin (dB)	Reading Level (dBuV)	Correct Factor (dB)	Detector Type
* 1	10480.000	41.92	74.00	-32.08	51.84	-9.92	PK

Note:

1. All Readings below 1GHz are Quasi-Peak, above 1GHz are performed with peak and/or average measurements as necessary.
2. Emission Level = Reading Level + Correct Factor.
3. Correct Factor = Antenna factor + Cable loss –Amplifier gain.
4. The average measurement was not performed when the peak measured data under the limit of average detection.
5. The emission levels of other frequencies are very lower than the limit and not show in test report.

Product	:	Notebook Computers
Test Item	:	Harmonic Radiated Emission Data
Test Date	:	2020/12/03
Test Mode	:	Mode 10 SISO B: Transmit (802.11a_6Mbps) (5260MHz)

Horizontal

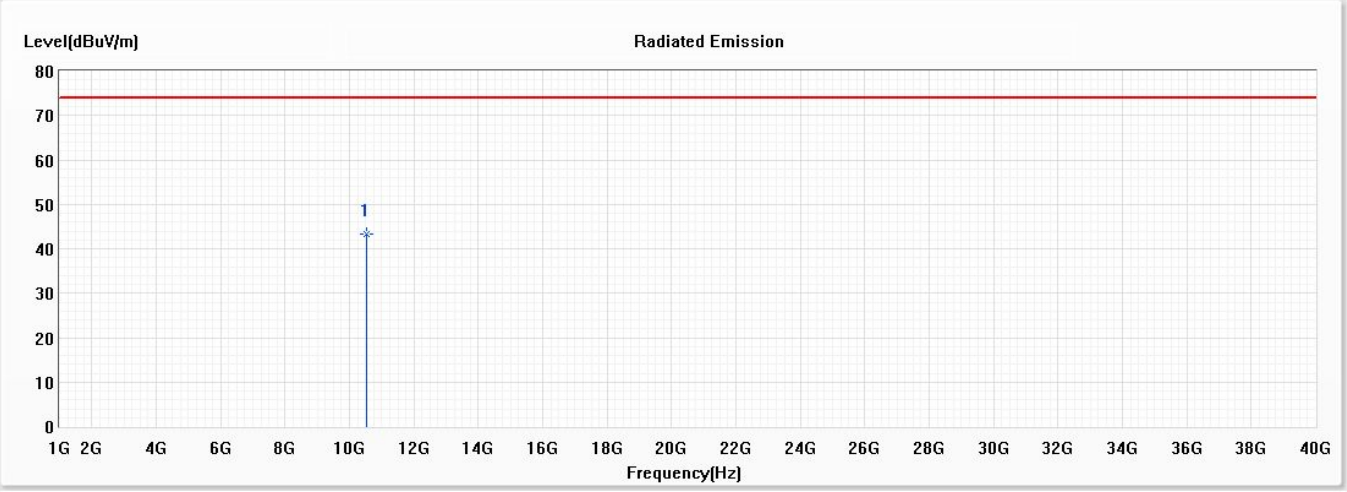

No	Frequency (MHz)	Emission Level (dBuV/m)	Limit (dBuV/m)	Margin (dB)	Reading Level (dBuV)	Correct Factor (dB)	Detector Type
* 1	10520.000	43.26	74.00	-30.74	53.16	-9.90	PK

Note:

1. All Readings below 1GHz are Quasi-Peak, above 1GHz are performed with peak and/or average measurements as necessary.
2. Emission Level = Reading Level + Correct Factor.
3. Correct Factor = Antenna factor + Cable loss –Amplifier gain.
4. The average measurement was not performed when the peak measured data under the limit of average detection.
5. The emission levels of other frequencies are very lower than the limit and not show in test report.

Product	:	Notebook Computers
Test Item	:	Harmonic Radiated Emission Data
Test Date	:	2020/12/03
Test Mode	:	Mode 10 SISO B: Transmit (802.11a_6Mbps) (5260MHz)

Vertical

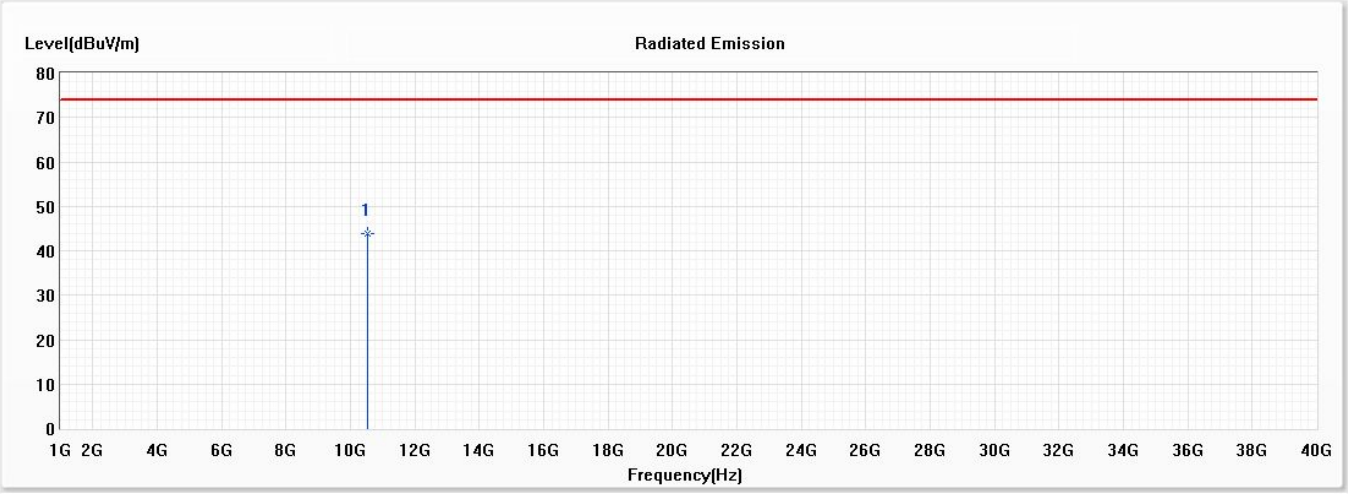

No	Frequency (MHz)	Emission Level (dBuV/m)	Limit (dBuV/m)	Margin (dB)	Reading Level (dBuV)	Correct Factor (dB)	Detector Type
* 1	10520.000	43.95	74.00	-30.05	53.85	-9.90	PK

Note:

1. All Readings below 1GHz are Quasi-Peak, above 1GHz are performed with peak and/or average measurements as necessary.
2. Emission Level = Reading Level + Correct Factor.
3. Correct Factor = Antenna factor + Cable loss –Amplifier gain.
4. The average measurement was not performed when the peak measured data under the limit of average detection.
5. The emission levels of other frequencies are very lower than the limit and not show in test report.

Product	:	Notebook Computers
Test Item	:	Harmonic Radiated Emission Data
Test Date	:	2020/12/03
Test Mode	:	Mode 10 SISO B: Transmit (802.11a_6Mbps) (5300MHz)

Horizontal

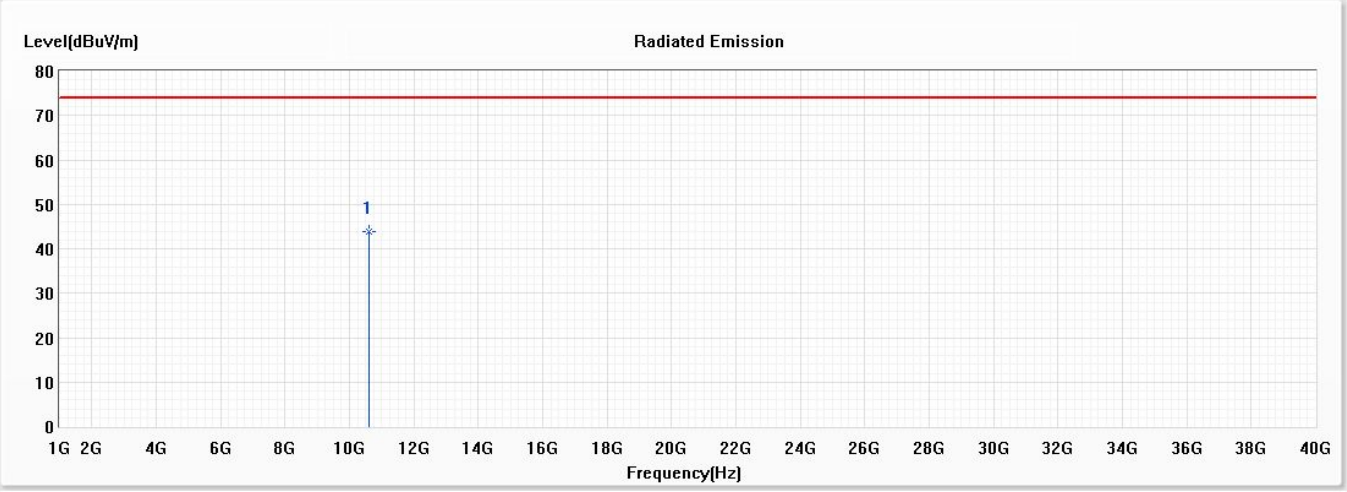

No	Frequency (MHz)	Emission Level (dBuV/m)	Limit (dBuV/m)	Margin (dB)	Reading Level (dBuV)	Correct Factor (dB)	Detector Type
* 1	10600.000	43.87	74.00	-30.13	53.67	-9.80	PK

Note:

1. All Readings below 1GHz are Quasi-Peak, above 1GHz are performed with peak and/or average measurements as necessary.
2. Emission Level = Reading Level + Correct Factor.
3. Correct Factor = Antenna factor + Cable loss –Amplifier gain.
4. The average measurement was not performed when the peak measured data under the limit of average detection.
5. The emission levels of other frequencies are very lower than the limit and not show in test report.

Product	:	Notebook Computers
Test Item	:	Harmonic Radiated Emission Data
Test Date	:	2020/12/03
Test Mode	:	Mode 10 SISO B: Transmit (802.11a_6Mbps) (5300MHz)

Vertical

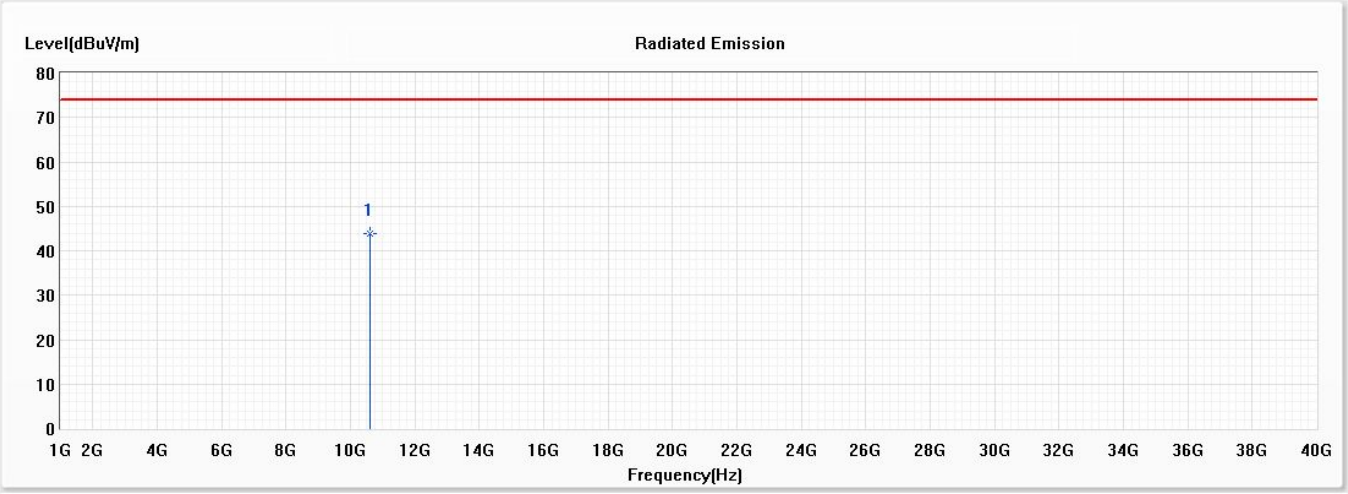

No	Frequency (MHz)	Emission Level (dBuV/m)	Limit (dBuV/m)	Margin (dB)	Reading Level (dBuV)	Correct Factor (dB)	Detector Type
* 1	10600.000	43.79	74.00	-30.21	53.59	-9.80	PK

Note:

1. All Readings below 1GHz are Quasi-Peak, above 1GHz are performed with peak and/or average measurements as necessary.
2. Emission Level = Reading Level + Correct Factor.
3. Correct Factor = Antenna factor + Cable loss –Amplifier gain.
4. The average measurement was not performed when the peak measured data under the limit of average detection.
5. The emission levels of other frequencies are very lower than the limit and not show in test report.

Product	:	Notebook Computers
Test Item	:	Harmonic Radiated Emission Data
Test Date	:	2020/12/03
Test Mode	:	Mode 10 SISO B: Transmit (802.11a_6Mbps) (5320MHz)

Horizontal

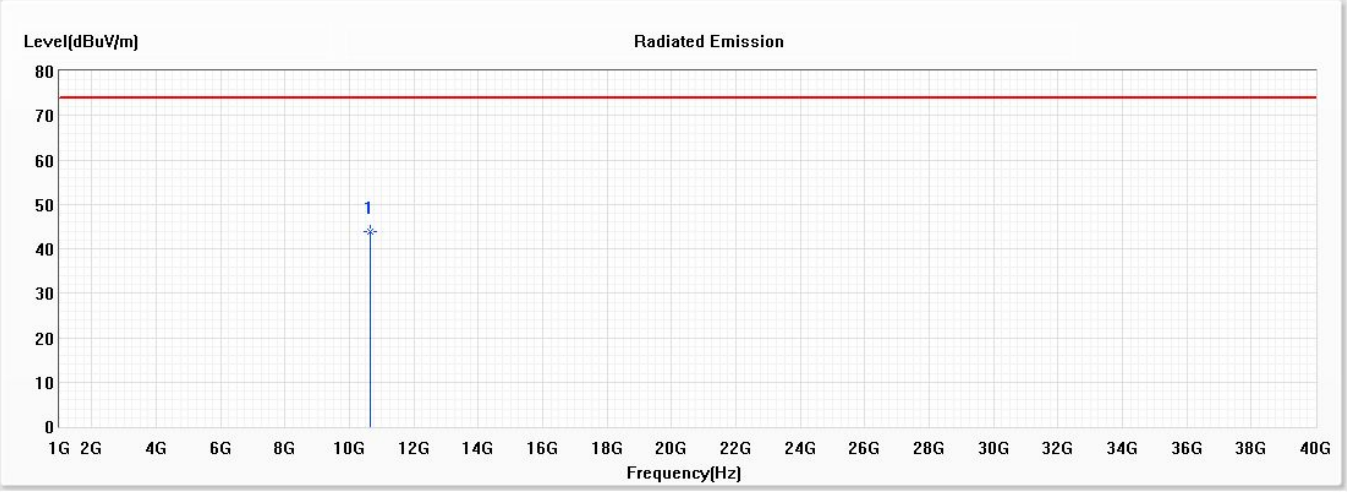

No	Frequency (MHz)	Emission Level (dBuV/m)	Limit (dBuV/m)	Margin (dB)	Reading Level (dBuV)	Correct Factor (dB)	Detector Type
* 1	10640.000	43.84	74.00	-30.16	53.57	-9.73	PK

Note:

1. All Readings below 1GHz are Quasi-Peak, above 1GHz are performed with peak and/or average measurements as necessary.
2. Emission Level = Reading Level + Correct Factor.
3. Correct Factor = Antenna factor + Cable loss –Amplifier gain.
4. The average measurement was not performed when the peak measured data under the limit of average detection.
5. The emission levels of other frequencies are very lower than the limit and not show in test report.

Product	:	Notebook Computers
Test Item	:	Harmonic Radiated Emission Data
Test Date	:	2020/12/03
Test Mode	:	Mode 10 SISO B: Transmit (802.11a_6Mbps) (5320MHz)

Vertical

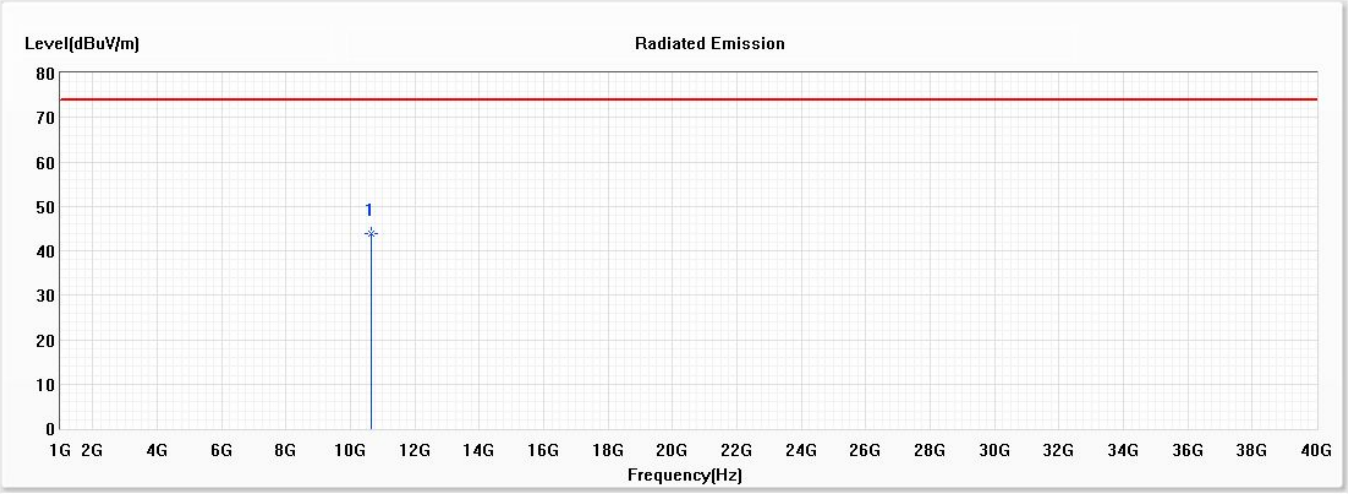

No	Frequency (MHz)	Emission Level (dBuV/m)	Limit (dBuV/m)	Margin (dB)	Reading Level (dBuV)	Correct Factor (dB)	Detector Type
* 1	10640.000	43.81	74.00	-30.19	53.54	-9.73	PK

Note:

1. All Readings below 1GHz are Quasi-Peak, above 1GHz are performed with peak and/or average measurements as necessary.
2. Emission Level = Reading Level + Correct Factor.
3. Correct Factor = Antenna factor + Cable loss –Amplifier gain.
4. The average measurement was not performed when the peak measured data under the limit of average detection.
5. The emission levels of other frequencies are very lower than the limit and not show in test report.

Product	:	Notebook Computers
Test Item	:	Harmonic Radiated Emission Data
Test Date	:	2020/12/03
Test Mode	:	Mode 10 SISO B: Transmit (802.11a_6Mbps) (5500MHz)

Horizontal

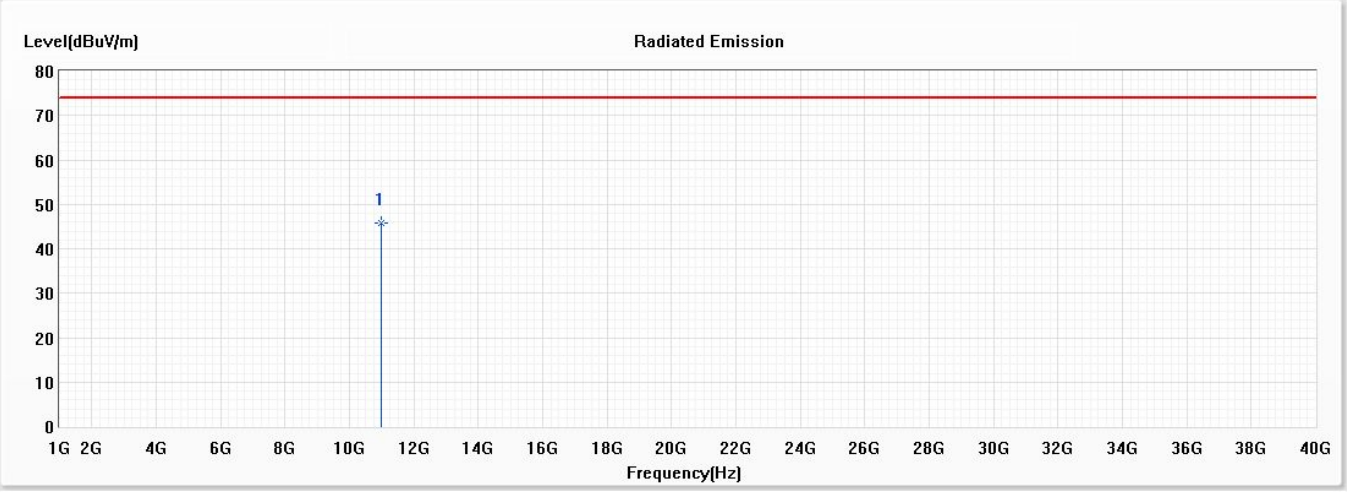

No	Frequency (MHz)	Emission Level (dBuV/m)	Limit (dBuV/m)	Margin (dB)	Reading Level (dBuV)	Correct Factor (dB)	Detector Type
* 1	11000.000	45.78	74.00	-28.22	55.11	-9.33	PK

Note:

1. All Readings below 1GHz are Quasi-Peak, above 1GHz are performed with peak and/or average measurements as necessary.
2. Emission Level = Reading Level + Correct Factor.
3. Correct Factor = Antenna factor + Cable loss –Amplifier gain.
4. The average measurement was not performed when the peak measured data under the limit of average detection.
5. The emission levels of other frequencies are very lower than the limit and not show in test report.

Product	:	Notebook Computers
Test Item	:	Harmonic Radiated Emission Data
Test Date	:	2020/12/03
Test Mode	:	Mode 10 SISO B: Transmit (802.11a_6Mbps) (5500MHz)

Vertical

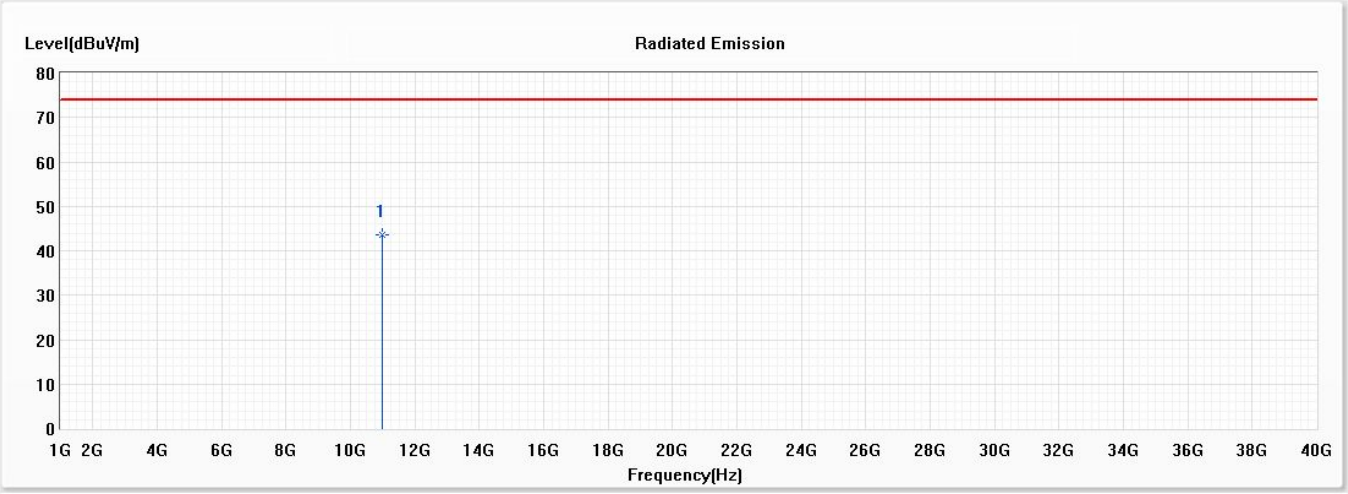

No	Frequency (MHz)	Emission Level (dBuV/m)	Limit (dBuV/m)	Margin (dB)	Reading Level (dBuV)	Correct Factor (dB)	Detector Type
* 1	11000.000	43.46	74.00	-30.54	52.79	-9.33	PK

Note:

1. All Readings below 1GHz are Quasi-Peak, above 1GHz are performed with peak and/or average measurements as necessary.
2. Emission Level = Reading Level + Correct Factor.
3. Correct Factor = Antenna factor + Cable loss –Amplifier gain.
4. The average measurement was not performed when the peak measured data under the limit of average detection.
5. The emission levels of other frequencies are very lower than the limit and not show in test report.

Product	:	Notebook Computers
Test Item	:	Harmonic Radiated Emission Data
Test Date	:	2020/12/03
Test Mode	:	Mode 10 SISO B: Transmit (802.11a_6Mbps) (5580MHz)

Horizontal

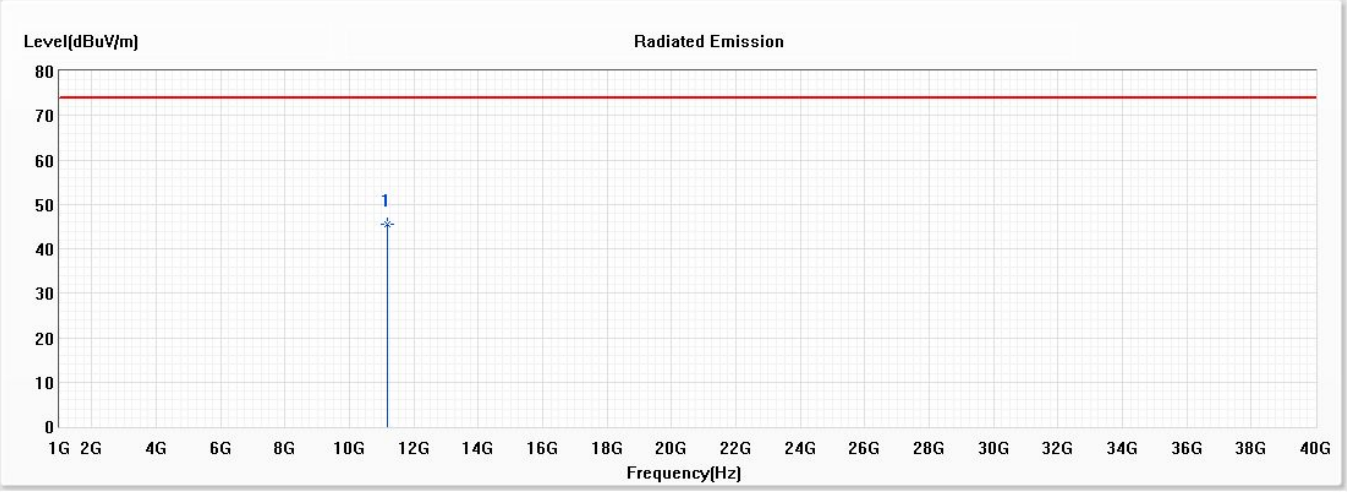

No	Frequency (MHz)	Emission Level (dBuV/m)	Limit (dBuV/m)	Margin (dB)	Reading Level (dBuV)	Correct Factor (dB)	Detector Type
* 1	11160.000	45.63	74.00	-28.37	54.68	-9.05	PK

Note:

1. All Readings below 1GHz are Quasi-Peak, above 1GHz are performed with peak and/or average measurements as necessary.
2. Emission Level = Reading Level + Correct Factor.
3. Correct Factor = Antenna factor + Cable loss –Amplifier gain.
4. The average measurement was not performed when the peak measured data under the limit of average detection.
5. The emission levels of other frequencies are very lower than the limit and not show in test report.

Product	:	Notebook Computers
Test Item	:	Harmonic Radiated Emission Data
Test Date	:	2020/12/03
Test Mode	:	Mode 10 SISO B: Transmit (802.11a_6Mbps) (5580MHz)

Vertical

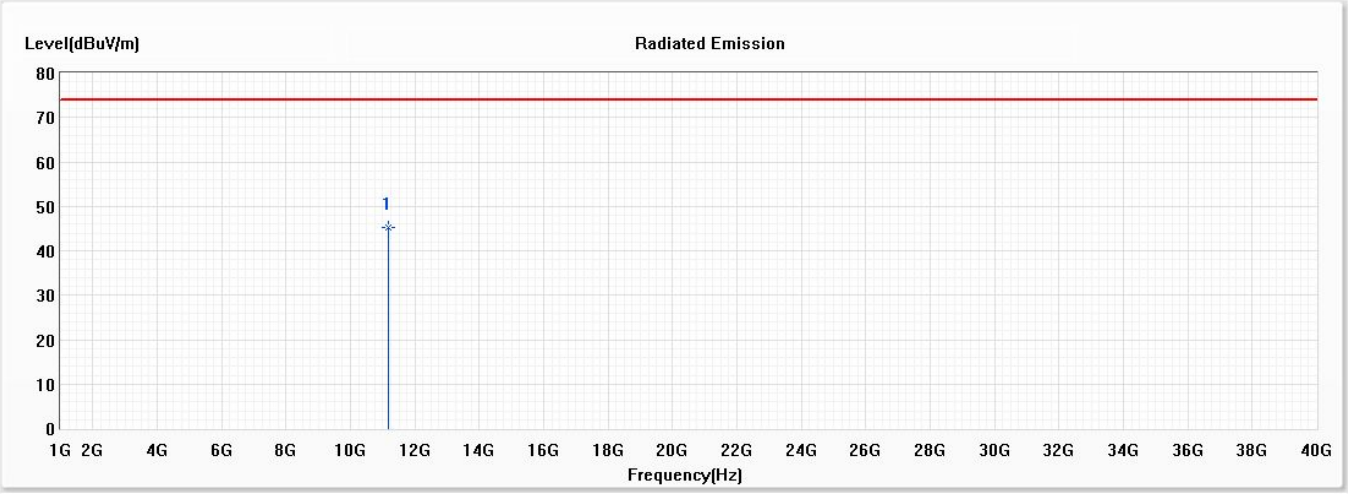

No	Frequency (MHz)	Emission Level (dBuV/m)	Limit (dBuV/m)	Margin (dB)	Reading Level (dBuV)	Correct Factor (dB)	Detector Type
* 1	11160.000	45.37	74.00	-28.63	54.42	-9.05	PK

Note:

1. All Readings below 1GHz are Quasi-Peak, above 1GHz are performed with peak and/or average measurements as necessary.
2. Emission Level = Reading Level + Correct Factor.
3. Correct Factor = Antenna factor + Cable loss –Amplifier gain.
4. The average measurement was not performed when the peak measured data under the limit of average detection.
5. The emission levels of other frequencies are very lower than the limit and not show in test report.

Product	:	Notebook Computers
Test Item	:	Harmonic Radiated Emission Data
Test Date	:	2020/12/03
Test Mode	:	Mode 10 SISO B: Transmit (802.11a_6Mbps) (5700MHz)

Horizontal

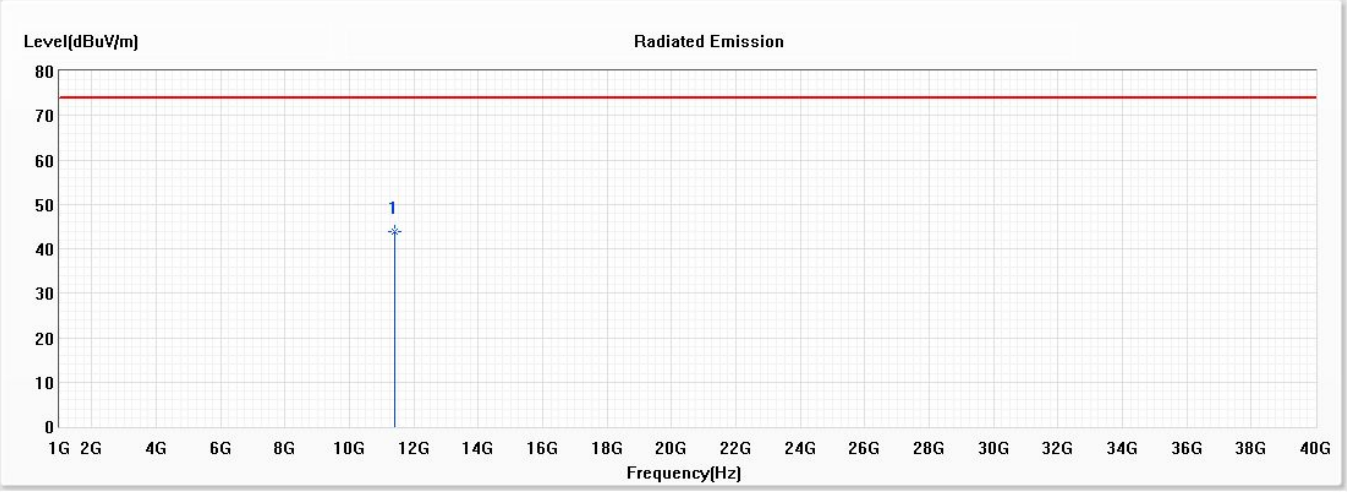

No	Frequency (MHz)	Emission Level (dBuV/m)	Limit (dBuV/m)	Margin (dB)	Reading Level (dBuV)	Correct Factor (dB)	Detector Type
* 1	11400.000	43.91	74.00	-30.09	52.74	-8.83	PK

Note:

1. All Readings below 1GHz are Quasi-Peak, above 1GHz are performed with peak and/or average measurements as necessary.
2. Emission Level = Reading Level + Correct Factor.
3. Correct Factor = Antenna factor + Cable loss –Amplifier gain.
4. The average measurement was not performed when the peak measured data under the limit of average detection.
5. The emission levels of other frequencies are very lower than the limit and not show in test report.

Product	:	Notebook Computers
Test Item	:	Harmonic Radiated Emission Data
Test Date	:	2020/12/03
Test Mode	:	Mode 10 SISO B: Transmit (802.11a_6Mbps) (5700MHz)

Vertical

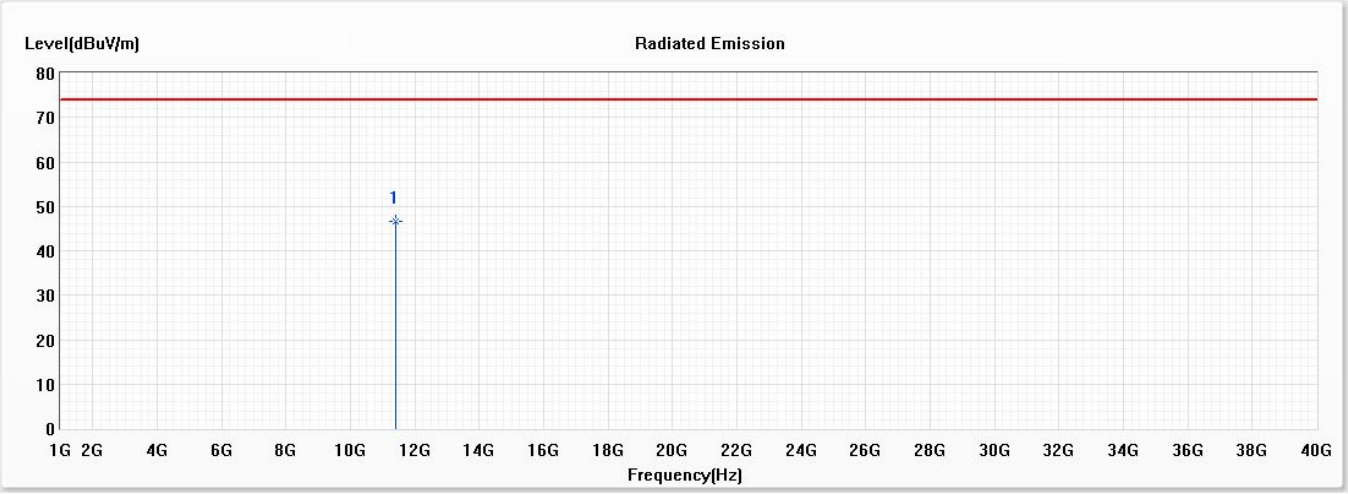

No	Frequency (MHz)	Emission Level (dBuV/m)	Limit (dBuV/m)	Margin (dB)	Reading Level (dBuV)	Correct Factor (dB)	Detector Type
* 1	11400.000	46.68	74.00	-27.32	55.51	-8.83	PK

Note:

1. All Readings below 1GHz are Quasi-Peak, above 1GHz are performed with peak and/or average measurements as necessary.
2. Emission Level = Reading Level + Correct Factor.
3. Correct Factor = Antenna factor + Cable loss –Amplifier gain.
4. The average measurement was not performed when the peak measured data under the limit of average detection.
5. The emission levels of other frequencies are very lower than the limit and not show in test report.

Product	:	Notebook Computers
Test Item	:	Harmonic Radiated Emission Data
Test Date	:	2020/12/03
Test Mode	:	Mode 15: SISO B: Transmit (802.11ax-20BW_8.6Mbps) (5180MHz)

Horizontal

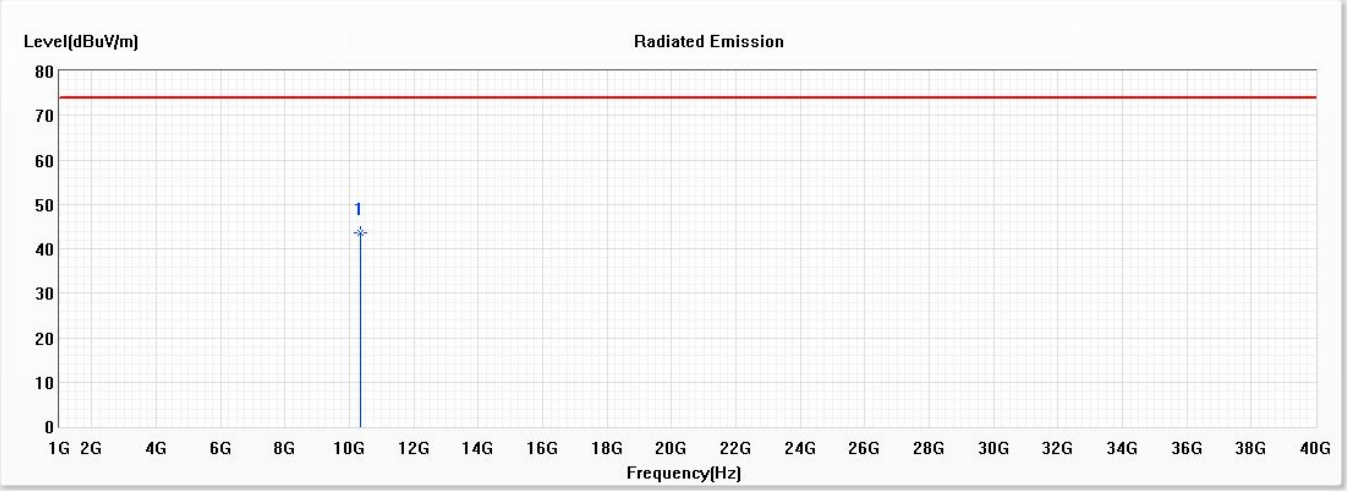

No	Frequency (MHz)	Emission Level (dBuV/m)	Limit (dBuV/m)	Margin (dB)	Reading Level (dBuV)	Correct Factor (dB)	Detector Type
* 1	10360.000	43.56	74.00	-30.44	53.78	-10.22	PK

Note:

1. All Readings below 1GHz are Quasi-Peak, above 1GHz are performed with peak and/or average measurements as necessary.
2. Emission Level = Reading Level + Correct Factor.
3. Correct Factor = Antenna factor + Cable loss –Amplifier gain.
4. The average measurement was not performed when the peak measured data under the limit of average detection.
5. The emission levels of other frequencies are very lower than the limit and not show in test report.

Product	:	Notebook Computers
Test Item	:	Harmonic Radiated Emission Data
Test Date	:	2020/12/03
Test Mode	:	Mode 15: SISO B: Transmit (802.11ax-20BW_8.6Mbps) (5180MHz)

Vertical

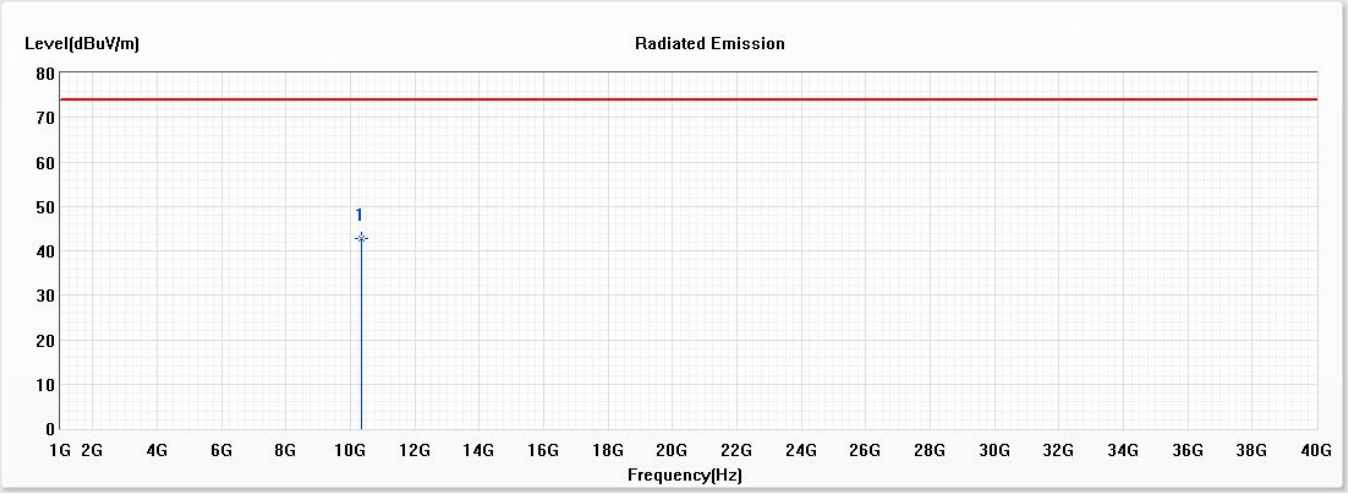

No	Frequency (MHz)	Emission Level (dBuV/m)	Limit (dBuV/m)	Margin (dB)	Reading Level (dBuV)	Correct Factor (dB)	Detector Type
* 1	10360.000	42.78	74.00	-31.22	53.00	-10.22	PK

Note:

1. All Readings below 1GHz are Quasi-Peak, above 1GHz are performed with peak and/or average measurements as necessary.
2. Emission Level = Reading Level + Correct Factor.
3. Correct Factor = Antenna factor + Cable loss –Amplifier gain.
4. The average measurement was not performed when the peak measured data under the limit of average detection.
5. The emission levels of other frequencies are very lower than the limit and not show in test report.

Product	:	Notebook Computers
Test Item	:	Harmonic Radiated Emission Data
Test Date	:	2020/12/03
Test Mode	:	Mode 15: SISO B: Transmit (802.11ax-20BW_8.6Mbps) (5220MHz)

Horizontal

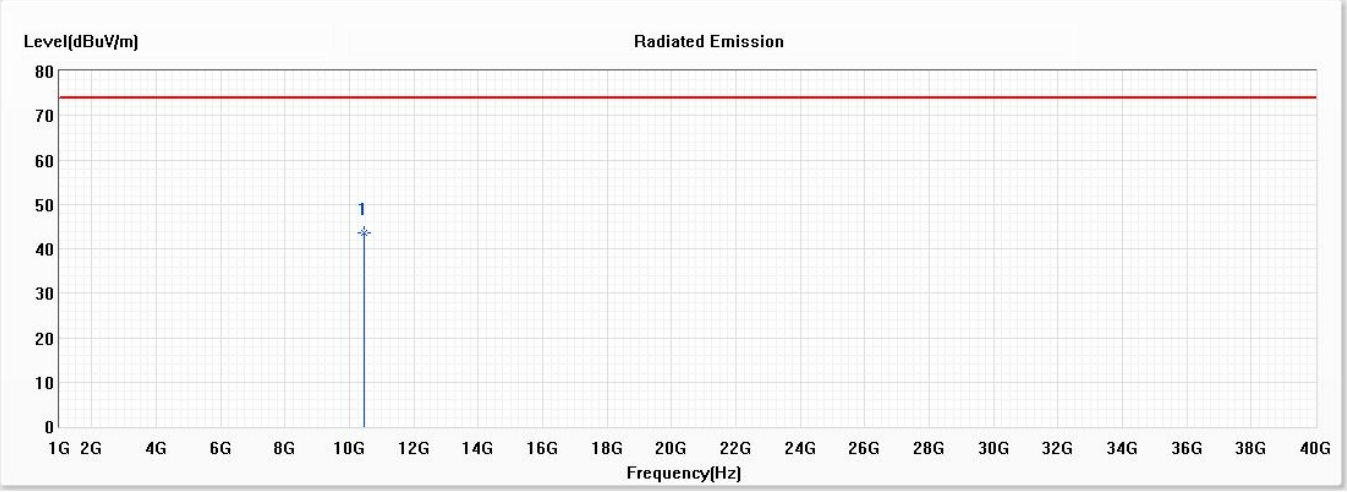

No	Frequency (MHz)	Emission Level (dBuV/m)	Limit (dBuV/m)	Margin (dB)	Reading Level (dBuV)	Correct Factor (dB)	Detector Type
* 1	10440.000	43.45	74.00	-30.55	53.54	-10.09	PK

Note:

1. All Readings below 1GHz are Quasi-Peak, above 1GHz are performed with peak and/or average measurements as necessary.
2. Emission Level = Reading Level + Correct Factor.
3. Correct Factor = Antenna factor + Cable loss –Amplifier gain.
4. The average measurement was not performed when the peak measured data under the limit of average detection.
5. The emission levels of other frequencies are very lower than the limit and not show in test report.

Product	:	Notebook Computers
Test Item	:	Harmonic Radiated Emission Data
Test Date	:	2020/12/03
Test Mode	:	Mode 15: SISO B: Transmit (802.11ax-20BW_8.6Mbps) (5220MHz)

Vertical

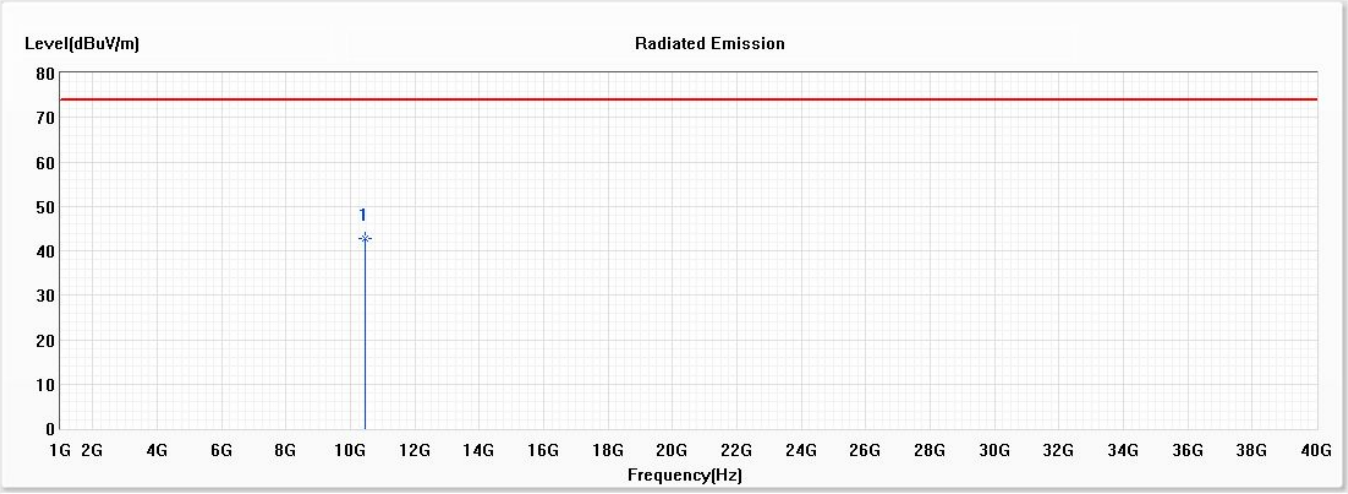

No	Frequency (MHz)	Emission Level (dBuV/m)	Limit (dBuV/m)	Margin (dB)	Reading Level (dBuV)	Correct Factor (dB)	Detector Type
* 1	10440.000	42.76	74.00	-31.24	52.85	-10.09	PK

Note:

1. All Readings below 1GHz are Quasi-Peak, above 1GHz are performed with peak and/or average measurements as necessary.
2. Emission Level = Reading Level + Correct Factor.
3. Correct Factor = Antenna factor + Cable loss –Amplifier gain.
4. The average measurement was not performed when the peak measured data under the limit of average detection.
5. The emission levels of other frequencies are very lower than the limit and not show in test report.

Product	:	Notebook Computers
Test Item	:	Harmonic Radiated Emission Data
Test Date	:	2020/12/03
Test Mode	:	Mode 15: SISO B: Transmit (802.11ax-20BW_8.6Mbps) (5240MHz)

Horizontal

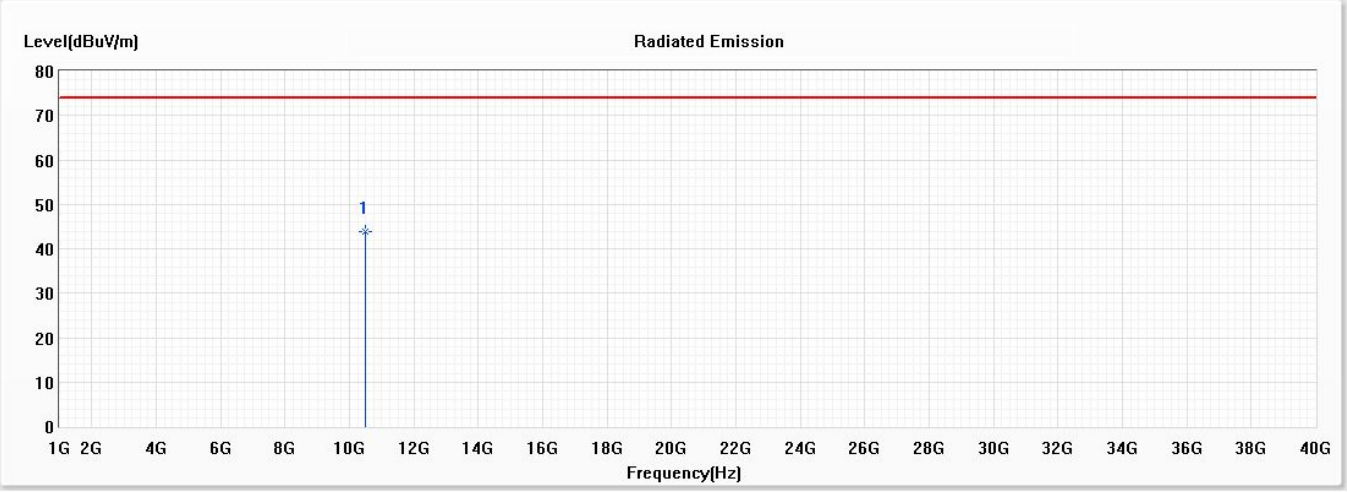

No	Frequency (MHz)	Emission Level (dBuV/m)	Limit (dBuV/m)	Margin (dB)	Reading Level (dBuV)	Correct Factor (dB)	Detector Type
* 1	10480.000	43.86	74.00	-30.14	53.78	-9.92	PK

Note:

1. All Readings below 1GHz are Quasi-Peak, above 1GHz are performed with peak and/or average measurements as necessary.
2. Emission Level = Reading Level + Correct Factor.
3. Correct Factor = Antenna factor + Cable loss –Amplifier gain.
4. The average measurement was not performed when the peak measured data under the limit of average detection.
5. The emission levels of other frequencies are very lower than the limit and not show in test report.

Product	:	Notebook Computers
Test Item	:	Harmonic Radiated Emission Data
Test Date	:	2020/12/03
Test Mode	:	Mode 15: SISO B: Transmit (802.11ax-20BW_8.6Mbps) (5240MHz)

Vertical

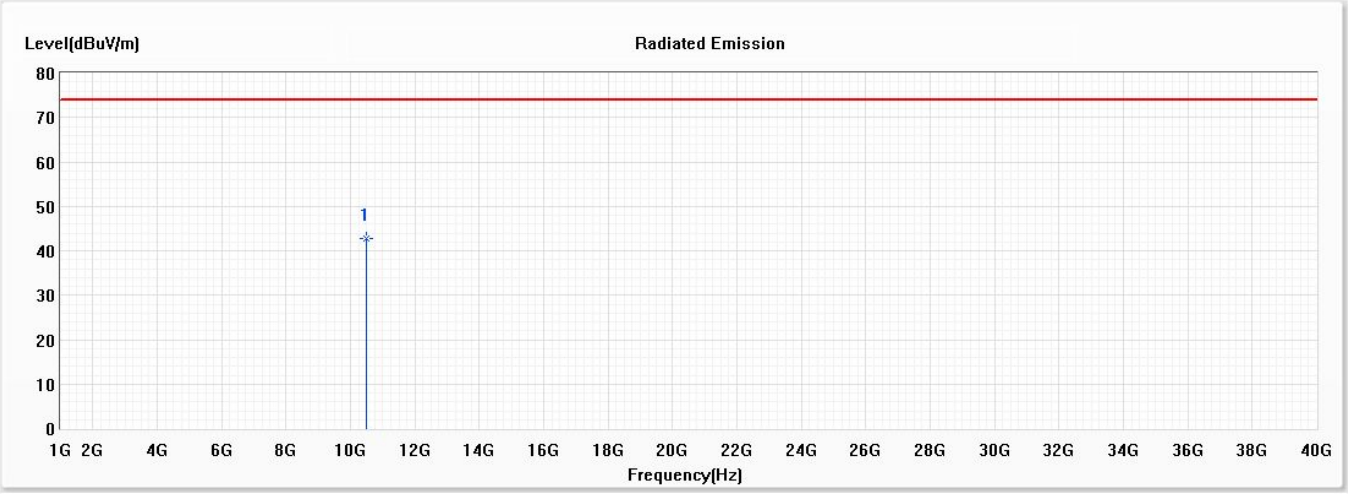

No	Frequency (MHz)	Emission Level (dBuV/m)	Limit (dBuV/m)	Margin (dB)	Reading Level (dBuV)	Correct Factor (dB)	Detector Type
* 1	10480.000	42.81	74.00	-31.19	52.73	-9.92	PK

Note:

1. All Readings below 1GHz are Quasi-Peak, above 1GHz are performed with peak and/or average measurements as necessary.
2. Emission Level = Reading Level + Correct Factor.
3. Correct Factor = Antenna factor + Cable loss –Amplifier gain.
4. The average measurement was not performed when the peak measured data under the limit of average detection.
5. The emission levels of other frequencies are very lower than the limit and not show in test report.

Product	:	Notebook Computers
Test Item	:	Harmonic Radiated Emission Data
Test Date	:	2020/12/03
Test Mode	:	Mode 15: SISO B: Transmit (802.11ax-20BW_8.6Mbps) (5260MHz)

Horizontal

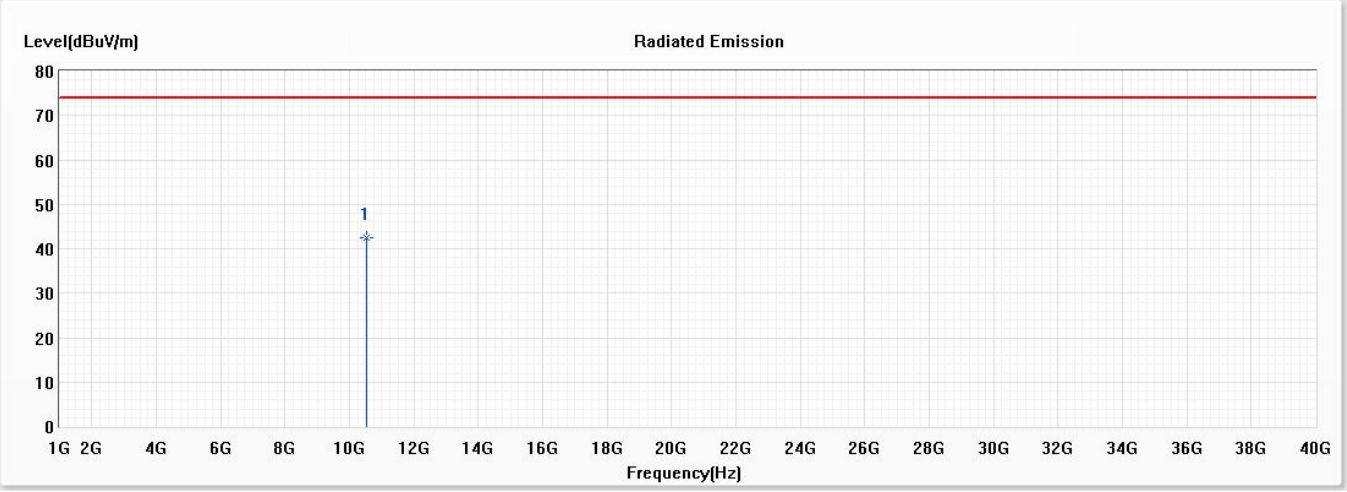

No	Frequency (MHz)	Emission Level (dBuV/m)	Limit (dBuV/m)	Margin (dB)	Reading Level (dBuV)	Correct Factor (dB)	Detector Type
* 1	10520.000	42.53	74.00	-31.47	52.43	-9.90	PK

Note:

1. All Readings below 1GHz are Quasi-Peak, above 1GHz are performed with peak and/or average measurements as necessary.
2. Emission Level = Reading Level + Correct Factor.
3. Correct Factor = Antenna factor + Cable loss –Amplifier gain.
4. The average measurement was not performed when the peak measured data under the limit of average detection.
5. The emission levels of other frequencies are very lower than the limit and not show in test report.

Product	:	Notebook Computers
Test Item	:	Harmonic Radiated Emission Data
Test Date	:	2020/12/03
Test Mode	:	Mode 15: SISO B: Transmit (802.11ax-20BW_8.6Mbps) (5260MHz)

Vertical

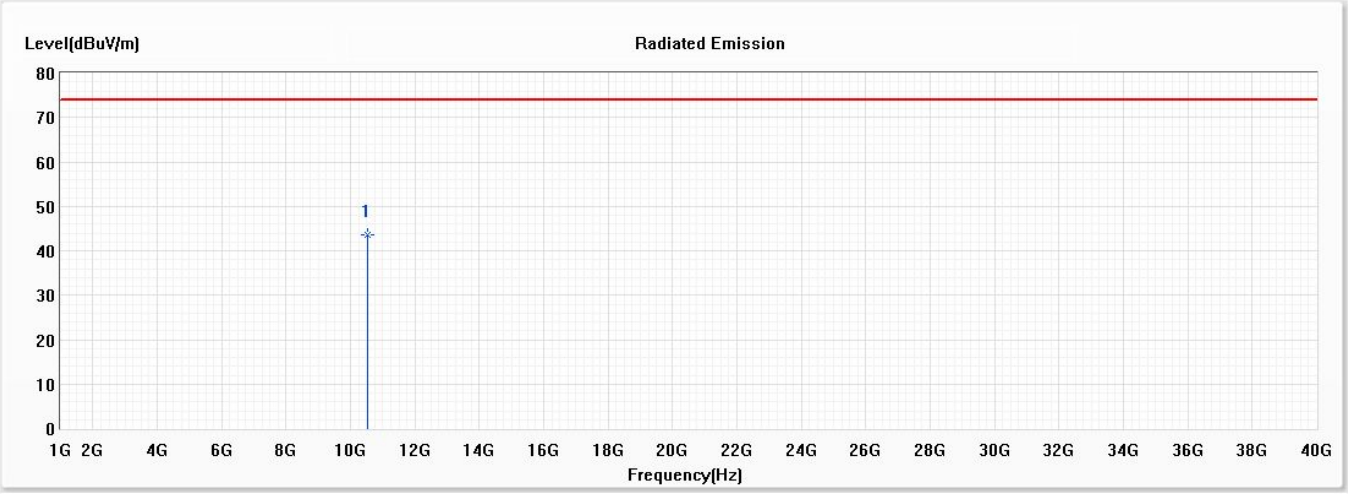

No	Frequency (MHz)	Emission Level (dBuV/m)	Limit (dBuV/m)	Margin (dB)	Reading Level (dBuV)	Correct Factor (dB)	Detector Type
* 1	10520.000	43.68	74.00	-30.32	53.58	-9.90	PK

Note:

1. All Readings below 1GHz are Quasi-Peak, above 1GHz are performed with peak and/or average measurements as necessary.
2. Emission Level = Reading Level + Correct Factor.
3. Correct Factor = Antenna factor + Cable loss –Amplifier gain.
4. The average measurement was not performed when the peak measured data under the limit of average detection.
5. The emission levels of other frequencies are very lower than the limit and not show in test report.

Product	:	Notebook Computers
Test Item	:	Harmonic Radiated Emission Data
Test Date	:	2020/12/03
Test Mode	:	Mode 15: SISO B: Transmit (802.11ax-20BW_8.6Mbps) (5300MHz)

Horizontal

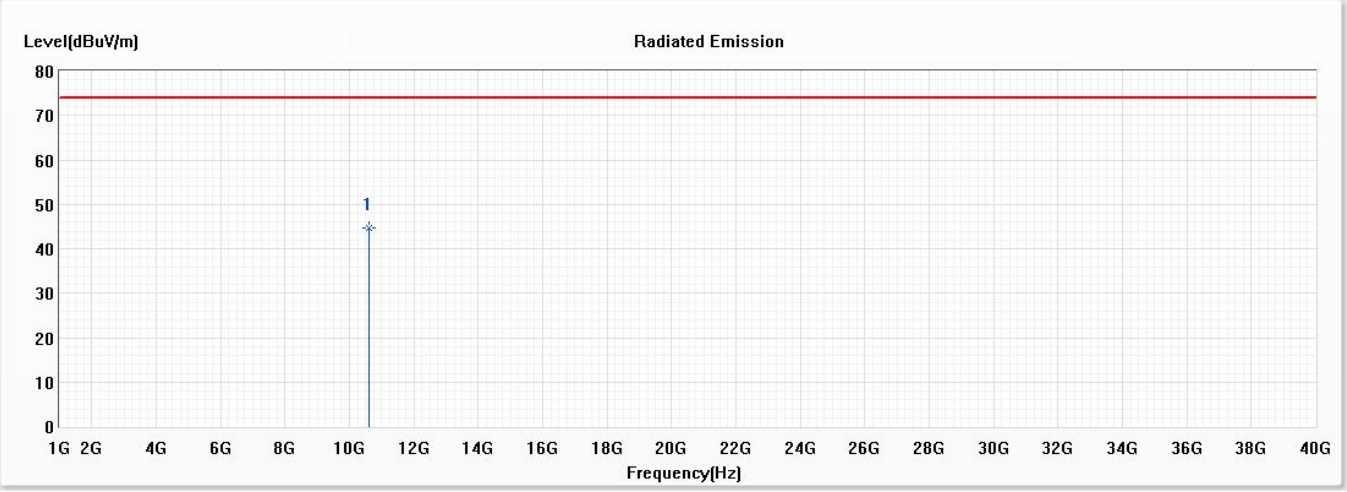

No	Frequency (MHz)	Emission Level (dBuV/m)	Limit (dBuV/m)	Margin (dB)	Reading Level (dBuV)	Correct Factor (dB)	Detector Type
* 1	10600.000	44.59	74.00	-29.41	54.39	-9.80	PK

Note:

1. All Readings below 1GHz are Quasi-Peak, above 1GHz are performed with peak and/or average measurements as necessary.
2. Emission Level = Reading Level + Correct Factor.
3. Correct Factor = Antenna factor + Cable loss –Amplifier gain.
4. The average measurement was not performed when the peak measured data under the limit of average detection.
5. The emission levels of other frequencies are very lower than the limit and not show in test report.

Product	:	Notebook Computers
Test Item	:	Harmonic Radiated Emission Data
Test Date	:	2020/12/03
Test Mode	:	Mode 15: SISO B: Transmit (802.11ax-20BW_8.6Mbps) (5300MHz)

Vertical

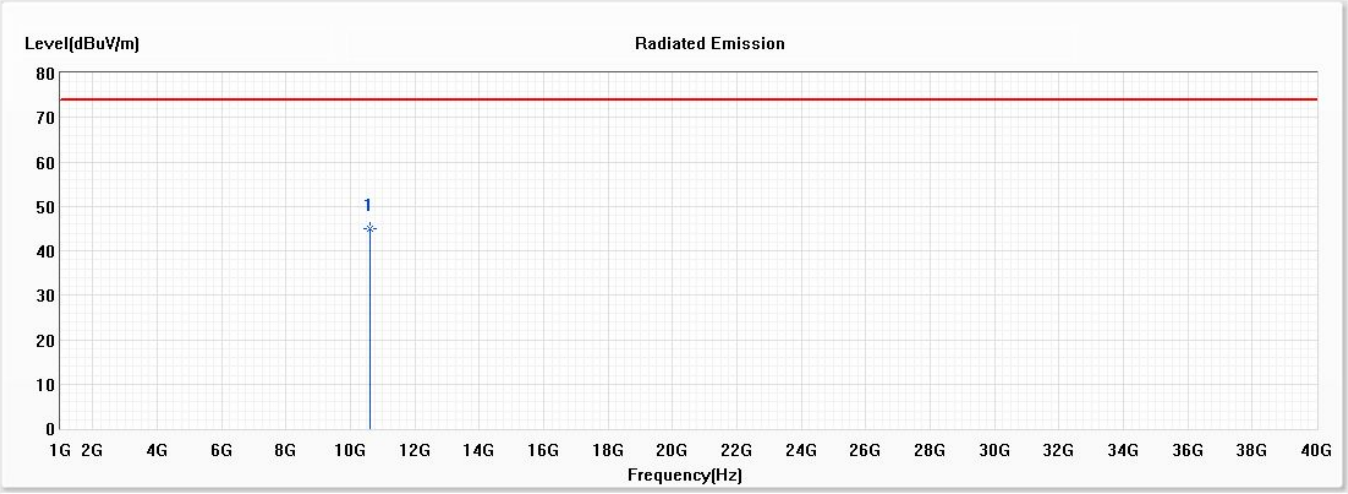

No	Frequency (MHz)	Emission Level (dBuV/m)	Limit (dBuV/m)	Margin (dB)	Reading Level (dBuV)	Correct Factor (dB)	Detector Type
* 1	10600.000	44.83	74.00	-29.17	54.63	-9.80	PK

Note:

1. All Readings below 1GHz are Quasi-Peak, above 1GHz are performed with peak and/or average measurements as necessary.
2. Emission Level = Reading Level + Correct Factor.
3. Correct Factor = Antenna factor + Cable loss –Amplifier gain.
4. The average measurement was not performed when the peak measured data under the limit of average detection.
5. The emission levels of other frequencies are very lower than the limit and not show in test report.

Product	:	Notebook Computers
Test Item	:	Harmonic Radiated Emission Data
Test Date	:	2020/12/03
Test Mode	:	Mode 15: SISO B: Transmit (802.11ax-20BW_8.6Mbps) (5320MHz)

Horizontal

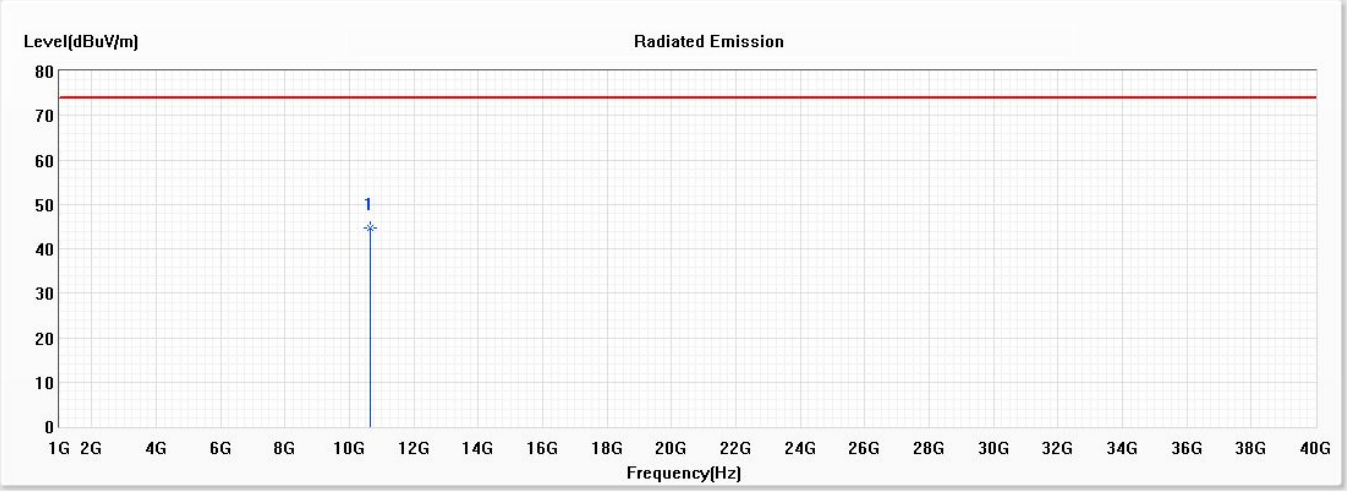

No	Frequency (MHz)	Emission Level (dBuV/m)	Limit (dBuV/m)	Margin (dB)	Reading Level (dBuV)	Correct Factor (dB)	Detector Type
* 1	10640.000	44.73	74.00	-29.27	54.46	-9.73	PK

Note:

1. All Readings below 1GHz are Quasi-Peak, above 1GHz are performed with peak and/or average measurements as necessary.
2. Emission Level = Reading Level + Correct Factor.
3. Correct Factor = Antenna factor + Cable loss –Amplifier gain.
4. The average measurement was not performed when the peak measured data under the limit of average detection.
5. The emission levels of other frequencies are very lower than the limit and not show in test report.

Product	:	Notebook Computers
Test Item	:	Harmonic Radiated Emission Data
Test Date	:	2020/12/03
Test Mode	:	Mode 15: SISO B: Transmit (802.11ax-20BW_8.6Mbps) (5320MHz)

Vertical

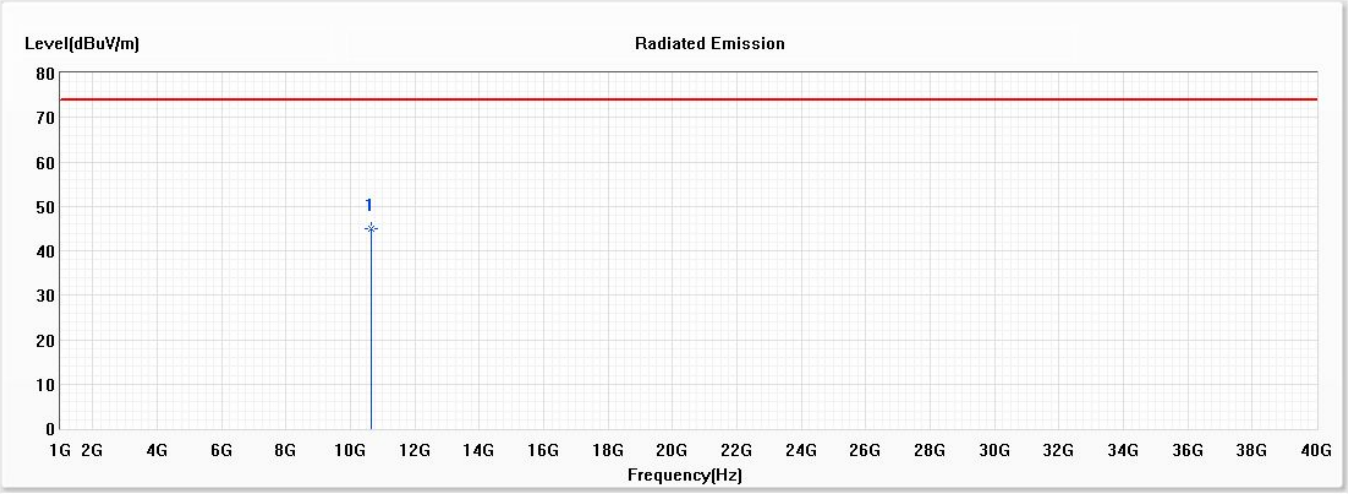

No	Frequency (MHz)	Emission Level (dBuV/m)	Limit (dBuV/m)	Margin (dB)	Reading Level (dBuV)	Correct Factor (dB)	Detector Type
* 1	10640.000	44.92	74.00	-29.08	54.65	-9.73	PK

Note:

1. All Readings below 1GHz are Quasi-Peak, above 1GHz are performed with peak and/or average measurements as necessary.
2. Emission Level = Reading Level + Correct Factor.
3. Correct Factor = Antenna factor + Cable loss –Amplifier gain.
4. The average measurement was not performed when the peak measured data under the limit of average detection.
5. The emission levels of other frequencies are very lower than the limit and not show in test report.

Product	:	Notebook Computers
Test Item	:	Harmonic Radiated Emission Data
Test Date	:	2020/12/03
Test Mode	:	Mode 15: SISO B: Transmit (802.11ax-20BW_8.6Mbps) (5500MHz)

Horizontal

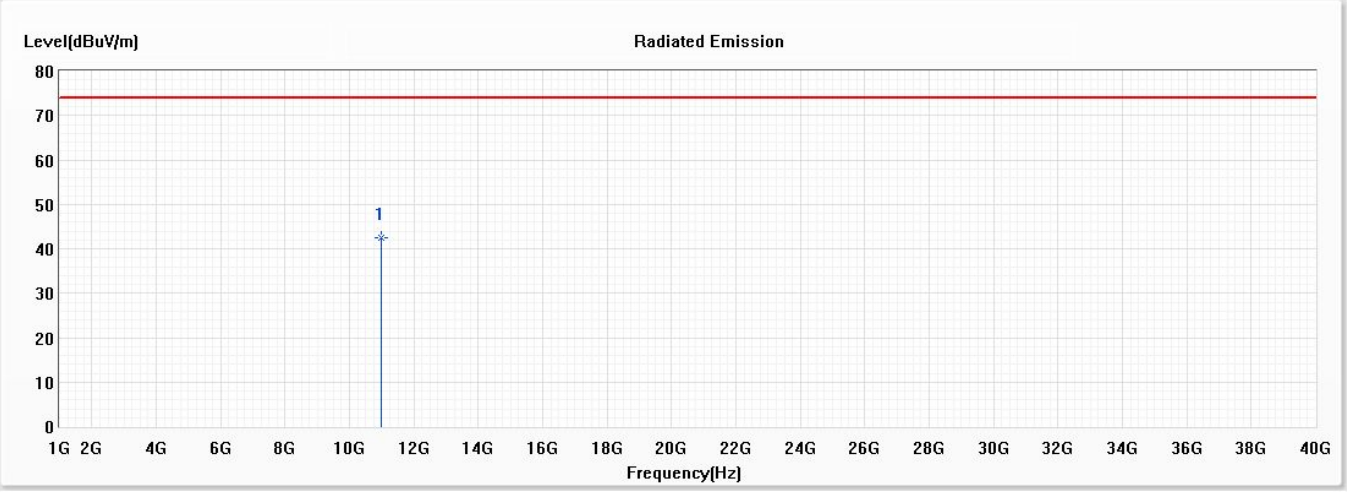

No	Frequency (MHz)	Emission Level (dBuV/m)	Limit (dBuV/m)	Margin (dB)	Reading Level (dBuV)	Correct Factor (dB)	Detector Type
* 1	11000.000	42.55	74.00	-31.45	51.88	-9.33	PK

Note:

1. All Readings below 1GHz are Quasi-Peak, above 1GHz are performed with peak and/or average measurements as necessary.
2. Emission Level = Reading Level + Correct Factor.
3. Correct Factor = Antenna factor + Cable loss –Amplifier gain.
4. The average measurement was not performed when the peak measured data under the limit of average detection.
5. The emission levels of other frequencies are very lower than the limit and not show in test report.

Product	:	Notebook Computers
Test Item	:	Harmonic Radiated Emission Data
Test Date	:	2020/12/03
Test Mode	:	Mode 15: SISO B: Transmit (802.11ax-20BW_8.6Mbps) (5500MHz)

Vertical

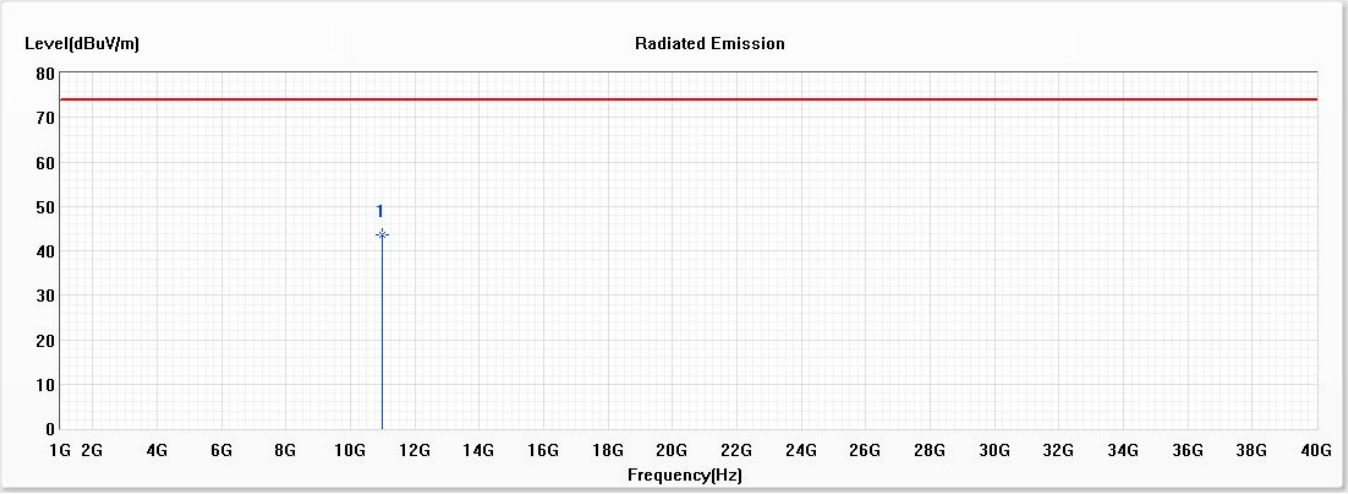

No	Frequency (MHz)	Emission Level (dBuV/m)	Limit (dBuV/m)	Margin (dB)	Reading Level (dBuV)	Correct Factor (dB)	Detector Type
* 1	11000.000	43.45	74.00	-30.55	52.78	-9.33	PK

Note:

1. All Readings below 1GHz are Quasi-Peak, above 1GHz are performed with peak and/or average measurements as necessary.
2. Emission Level = Reading Level + Correct Factor.
3. Correct Factor = Antenna factor + Cable loss –Amplifier gain.
4. The average measurement was not performed when the peak measured data under the limit of average detection.
5. The emission levels of other frequencies are very lower than the limit and not show in test report.

Product	:	Notebook Computers
Test Item	:	Harmonic Radiated Emission Data
Test Date	:	2020/12/03
Test Mode	:	Mode 15: SISO B: Transmit (802.11ax-20BW_8.6Mbps) (5580MHz)

Horizontal

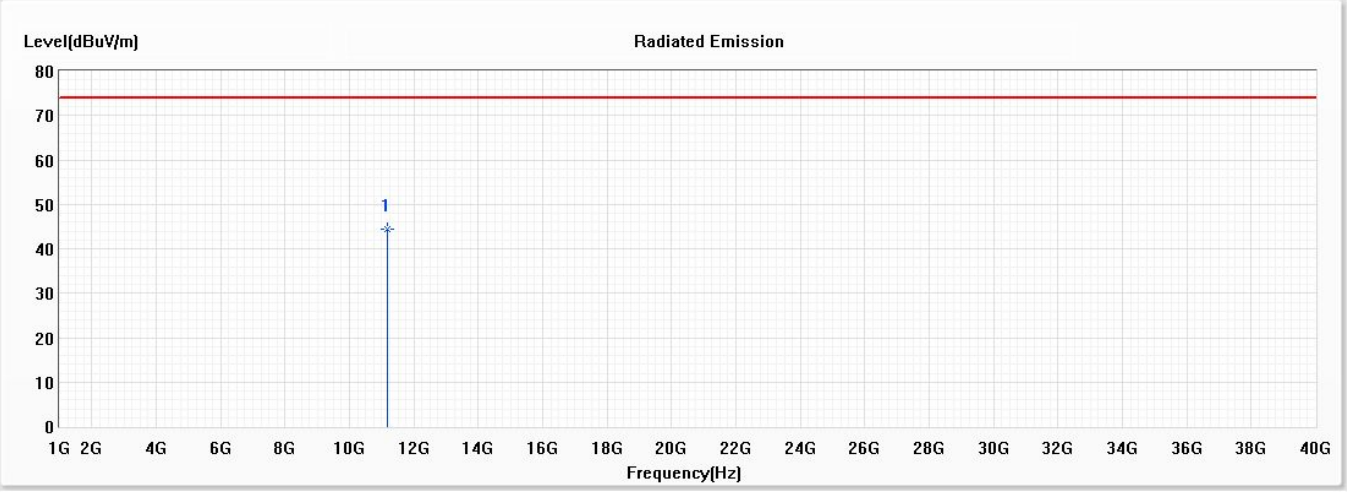

No	Frequency (MHz)	Emission Level (dBuV/m)	Limit (dBuV/m)	Margin (dB)	Reading Level (dBuV)	Correct Factor (dB)	Detector Type
* 1	11160.000	44.49	74.00	-29.51	53.54	-9.05	PK

Note:

1. All Readings below 1GHz are Quasi-Peak, above 1GHz are performed with peak and/or average measurements as necessary.
2. Emission Level = Reading Level + Correct Factor.
3. Correct Factor = Antenna factor + Cable loss –Amplifier gain.
4. The average measurement was not performed when the peak measured data under the limit of average detection.
5. The emission levels of other frequencies are very lower than the limit and not show in test report.

Product	:	Notebook Computers
Test Item	:	Harmonic Radiated Emission Data
Test Date	:	2020/12/03
Test Mode	:	Mode 15: SISO B: Transmit (802.11ax-20BW_8.6Mbps) (5580MHz)

Vertical

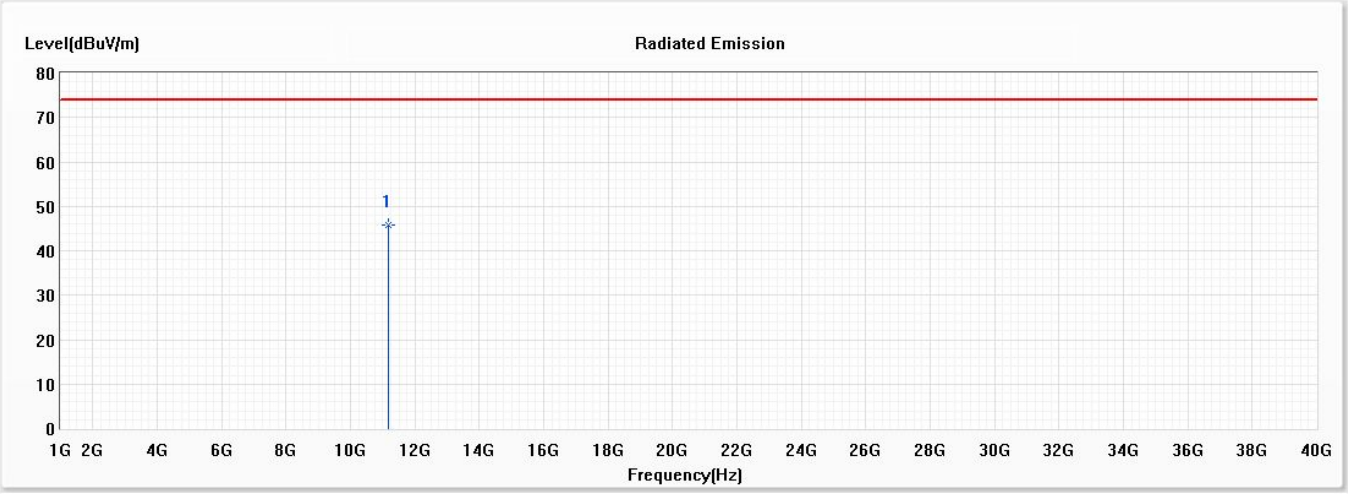

No	Frequency (MHz)	Emission Level (dBuV/m)	Limit (dBuV/m)	Margin (dB)	Reading Level (dBuV)	Correct Factor (dB)	Detector Type
* 1	11160.000	45.69	74.00	-28.31	54.74	-9.05	PK

Note:

1. All Readings below 1GHz are Quasi-Peak, above 1GHz are performed with peak and/or average measurements as necessary.
2. Emission Level = Reading Level + Correct Factor.
3. Correct Factor = Antenna factor + Cable loss –Amplifier gain.
4. The average measurement was not performed when the peak measured data under the limit of average detection.
5. The emission levels of other frequencies are very lower than the limit and not show in test report.

Product	:	Notebook Computers
Test Item	:	Harmonic Radiated Emission Data
Test Date	:	2020/12/03
Test Mode	:	Mode 15: SISO B: Transmit (802.11ax-20BW_8.6Mbps) (5700MHz)

Horizontal

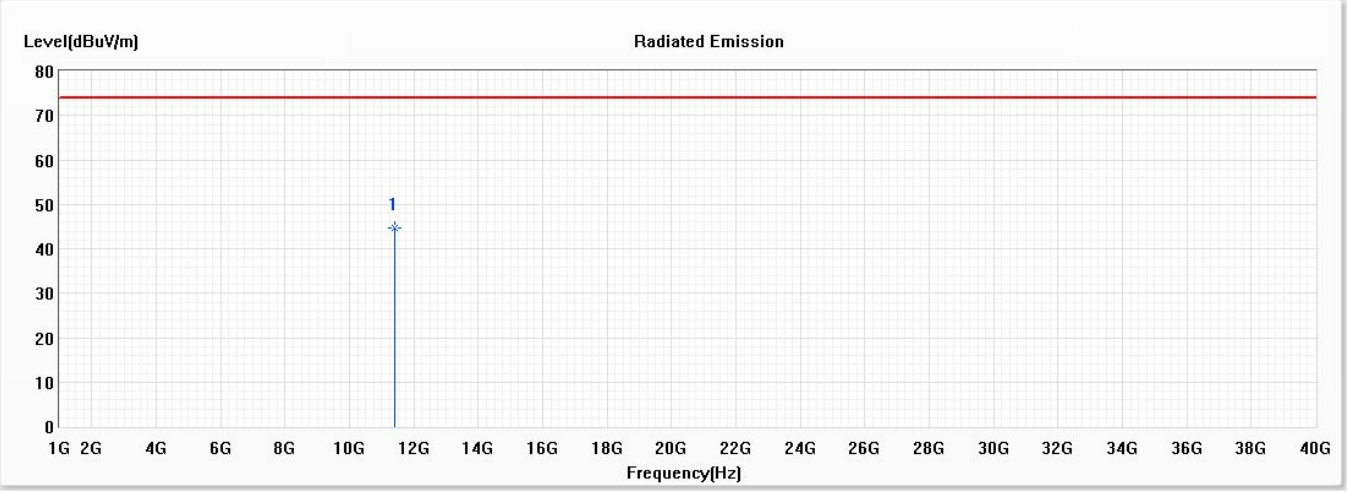

No	Frequency (MHz)	Emission Level (dBuV/m)	Limit (dBuV/m)	Margin (dB)	Reading Level (dBuV)	Correct Factor (dB)	Detector Type
* 1	11400.000	44.74	74.00	-29.26	53.57	-8.83	PK

Note:

1. All Readings below 1GHz are Quasi-Peak, above 1GHz are performed with peak and/or average measurements as necessary.
2. Emission Level = Reading Level + Correct Factor.
3. Correct Factor = Antenna factor + Cable loss –Amplifier gain.
4. The average measurement was not performed when the peak measured data under the limit of average detection.
5. The emission levels of other frequencies are very lower than the limit and not show in test report.

Product	:	Notebook Computers
Test Item	:	Harmonic Radiated Emission Data
Test Date	:	2020/12/03
Test Mode	:	Mode 15: SISO B: Transmit (802.11ax-20BW_8.6Mbps) (5700MHz)

Vertical

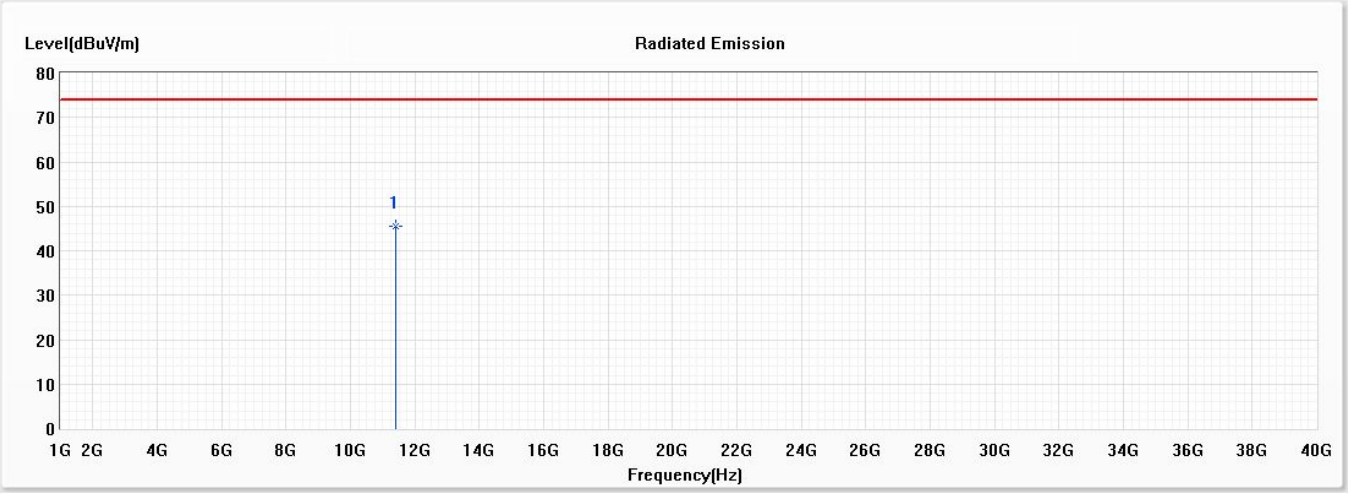

No	Frequency (MHz)	Emission Level (dBuV/m)	Limit (dBuV/m)	Margin (dB)	Reading Level (dBuV)	Correct Factor (dB)	Detector Type
* 1	11400.000	45.48	74.00	-28.52	54.31	-8.83	PK

Note:

1. All Readings below 1GHz are Quasi-Peak, above 1GHz are performed with peak and/or average measurements as necessary.
2. Emission Level = Reading Level + Correct Factor.
3. Correct Factor = Antenna factor + Cable loss –Amplifier gain.
4. The average measurement was not performed when the peak measured data under the limit of average detection.
5. The emission levels of other frequencies are very lower than the limit and not show in test report.

Product	:	Notebook Computers
Test Item	:	Harmonic Radiated Emission Data
Test Date	:	2020/12/03
Test Mode	:	Mode 15: SISO B: Transmit (802.11ax-20BW_8.6Mbps) (5720MHz)

Horizontal

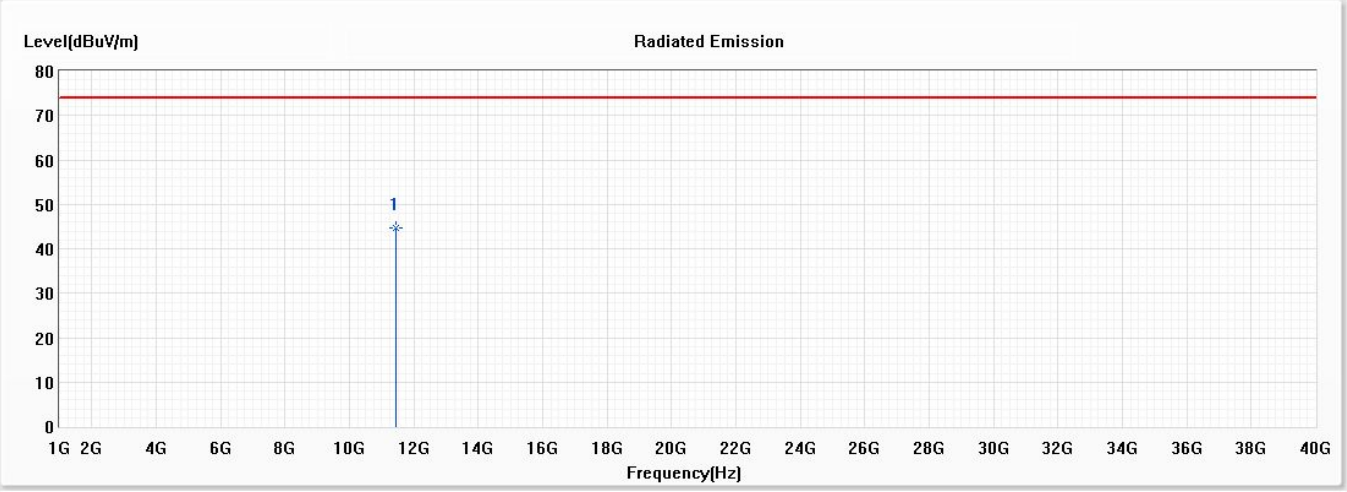

No	Frequency (MHz)	Emission Level (dBuV/m)	Limit (dBuV/m)	Margin (dB)	Reading Level (dBuV)	Correct Factor (dB)	Detector Type
* 1	11440.000	44.76	74.00	-29.24	53.58	-8.82	PK

Note:

1. All Readings below 1GHz are Quasi-Peak, above 1GHz are performed with peak and/or average measurements as necessary.
2. Emission Level = Reading Level + Correct Factor.
3. Correct Factor = Antenna factor + Cable loss –Amplifier gain.
4. The average measurement was not performed when the peak measured data under the limit of average detection.
5. The emission levels of other frequencies are very lower than the limit and not show in test report.

Product	:	Notebook Computers
Test Item	:	Harmonic Radiated Emission Data
Test Date	:	2020/12/03
Test Mode	:	Mode 15: SISO B: Transmit (802.11ax-20BW_8.6Mbps) (5720MHz)

Vertical

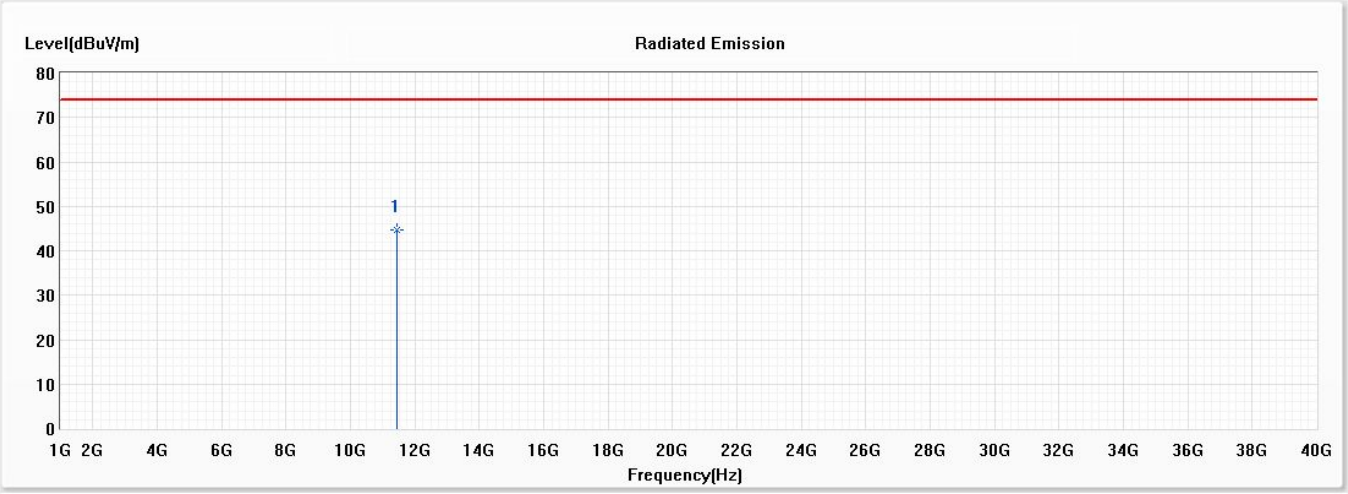

No	Frequency (MHz)	Emission Level (dBuV/m)	Limit (dBuV/m)	Margin (dB)	Reading Level (dBuV)	Correct Factor (dB)	Detector Type
* 1	11440.000	44.66	74.00	-29.34	53.48	-8.82	PK

Note:

1. All Readings below 1GHz are Quasi-Peak, above 1GHz are performed with peak and/or average measurements as necessary.
2. Emission Level = Reading Level + Correct Factor.
3. Correct Factor = Antenna factor + Cable loss –Amplifier gain.
4. The average measurement was not performed when the peak measured data under the limit of average detection.
5. The emission levels of other frequencies are very lower than the limit and not show in test report.

Product	:	Notebook Computers
Test Item	:	Harmonic Radiated Emission Data
Test Date	:	2020/12/03
Test Mode	:	Mode 16: SISO B: Transmit (802.11ax-40BW_17.2Mbps) (5190MHz)

Horizontal

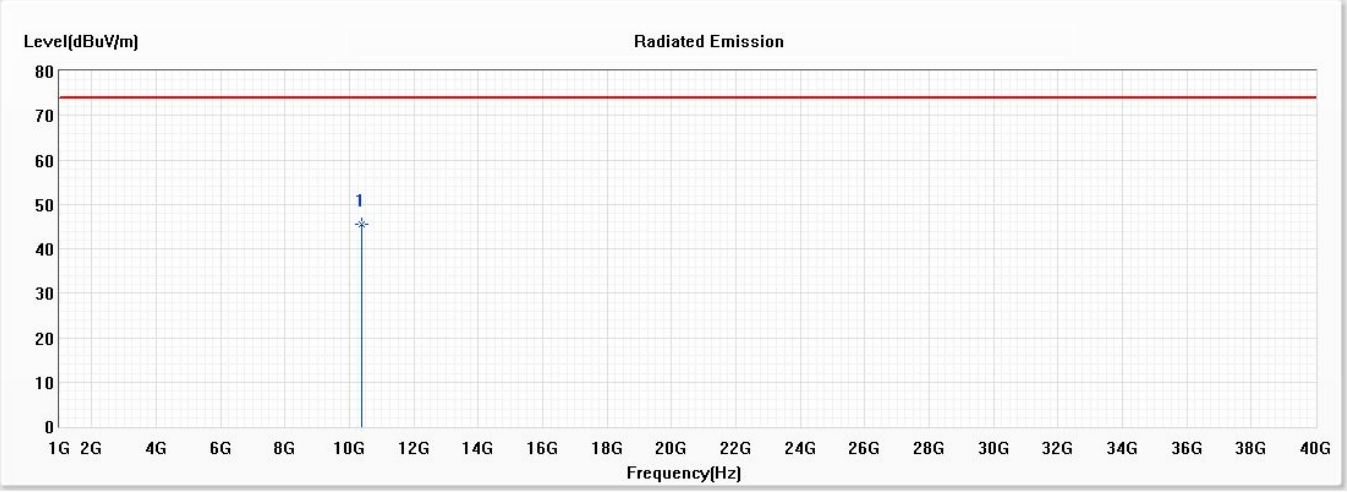

No	Frequency (MHz)	Emission Level (dBuV/m)	Limit (dBuV/m)	Margin (dB)	Reading Level (dBuV)	Correct Factor (dB)	Detector Type
* 1	10380.000	45.49	74.00	-28.51	55.68	-10.19	PK

Note:

1. All Readings below 1GHz are Quasi-Peak, above 1GHz are performed with peak and/or average measurements as necessary.
2. Emission Level = Reading Level + Correct Factor.
3. Correct Factor = Antenna factor + Cable loss –Amplifier gain.
4. The average measurement was not performed when the peak measured data under the limit of average detection.
5. The emission levels of other frequencies are very lower than the limit and not show in test report.

Product	:	Notebook Computers
Test Item	:	Harmonic Radiated Emission Data
Test Date	:	2020/12/03
Test Mode	:	Mode 16: SISO B: Transmit (802.11ax-40BW_17.2Mbps) (5190MHz)

Vertical

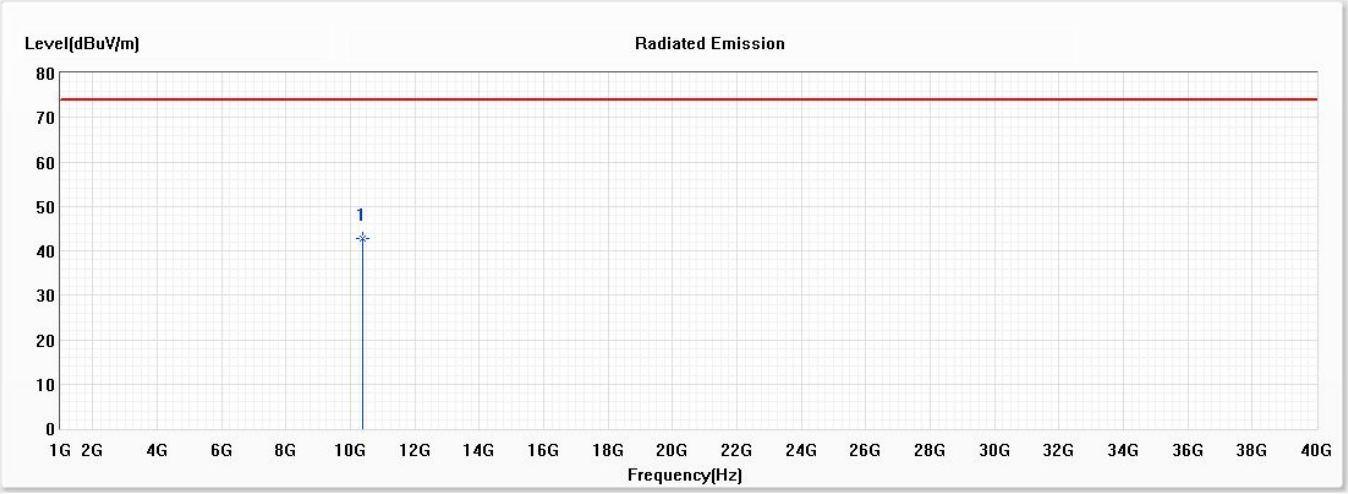

No	Frequency (MHz)	Emission Level (dBuV/m)	Limit (dBuV/m)	Margin (dB)	Reading Level (dBuV)	Correct Factor (dB)	Detector Type
* 1	10380.000	42.64	74.00	-31.36	52.83	-10.19	PK

Note:

1. All Readings below 1GHz are Quasi-Peak, above 1GHz are performed with peak and/or average measurements as necessary.
2. Emission Level = Reading Level + Correct Factor.
3. Correct Factor = Antenna factor + Cable loss –Amplifier gain.
4. The average measurement was not performed when the peak measured data under the limit of average detection.
5. The emission levels of other frequencies are very lower than the limit and not show in test report.

Product	:	Notebook Computers
Test Item	:	Harmonic Radiated Emission Data
Test Date	:	2020/12/03
Test Mode	:	Mode 16: SISO B: Transmit (802.11ax-40BW_17.2Mbps) (5230MHz)

Horizontal

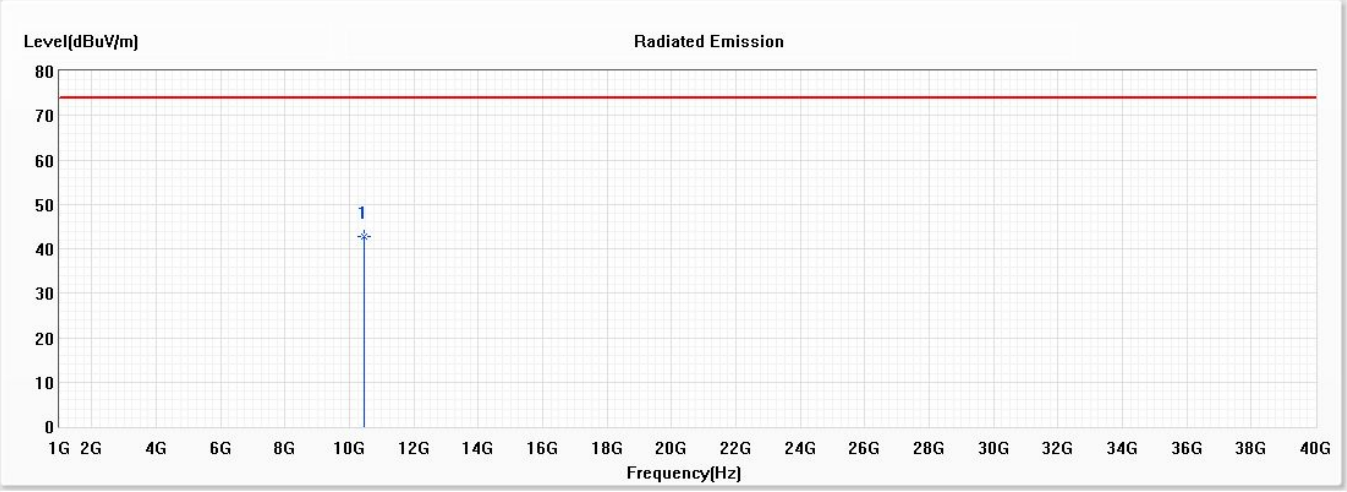

No	Frequency (MHz)	Emission Level (dBuV/m)	Limit (dBuV/m)	Margin (dB)	Reading Level (dBuV)	Correct Factor (dB)	Detector Type
* 1	10460.000	42.67	74.00	-31.33	52.67	-10.00	PK

Note:

1. All Readings below 1GHz are Quasi-Peak, above 1GHz are performed with peak and/or average measurements as necessary.
2. Emission Level = Reading Level + Correct Factor.
3. Correct Factor = Antenna factor + Cable loss –Amplifier gain.
4. The average measurement was not performed when the peak measured data under the limit of average detection.
5. The emission levels of other frequencies are very lower than the limit and not show in test report.

Product	:	Notebook Computers
Test Item	:	Harmonic Radiated Emission Data
Test Date	:	2020/12/03
Test Mode	:	Mode 16: SISO B: Transmit (802.11ax-40BW_17.2Mbps) (5230MHz)

Vertical

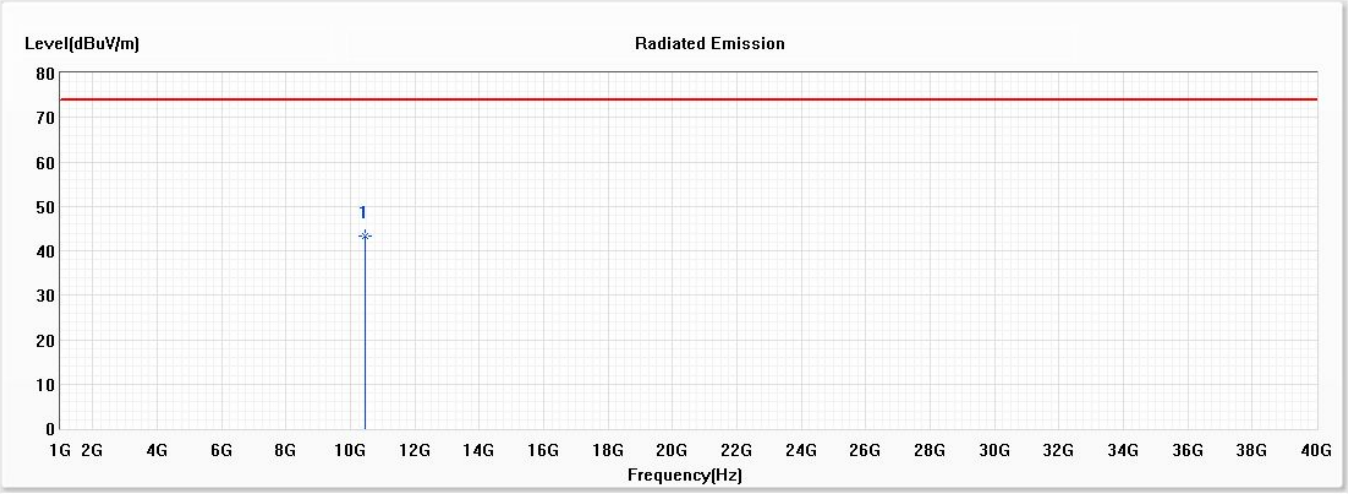

No	Frequency (MHz)	Emission Level (dBuV/m)	Limit (dBuV/m)	Margin (dB)	Reading Level (dBuV)	Correct Factor (dB)	Detector Type
* 1	10460.000	43.33	74.00	-30.67	53.33	-10.00	PK

Note:

1. All Readings below 1GHz are Quasi-Peak, above 1GHz are performed with peak and/or average measurements as necessary.
2. Emission Level = Reading Level + Correct Factor.
3. Correct Factor = Antenna factor + Cable loss –Amplifier gain.
4. The average measurement was not performed when the peak measured data under the limit of average detection.
5. The emission levels of other frequencies are very lower than the limit and not show in test report.

Product	:	Notebook Computers
Test Item	:	Harmonic Radiated Emission Data
Test Date	:	2020/12/03
Test Mode	:	Mode 16: SISO B: Transmit (802.11ax-40BW_17.2Mbps) (5270MHz)

Horizontal

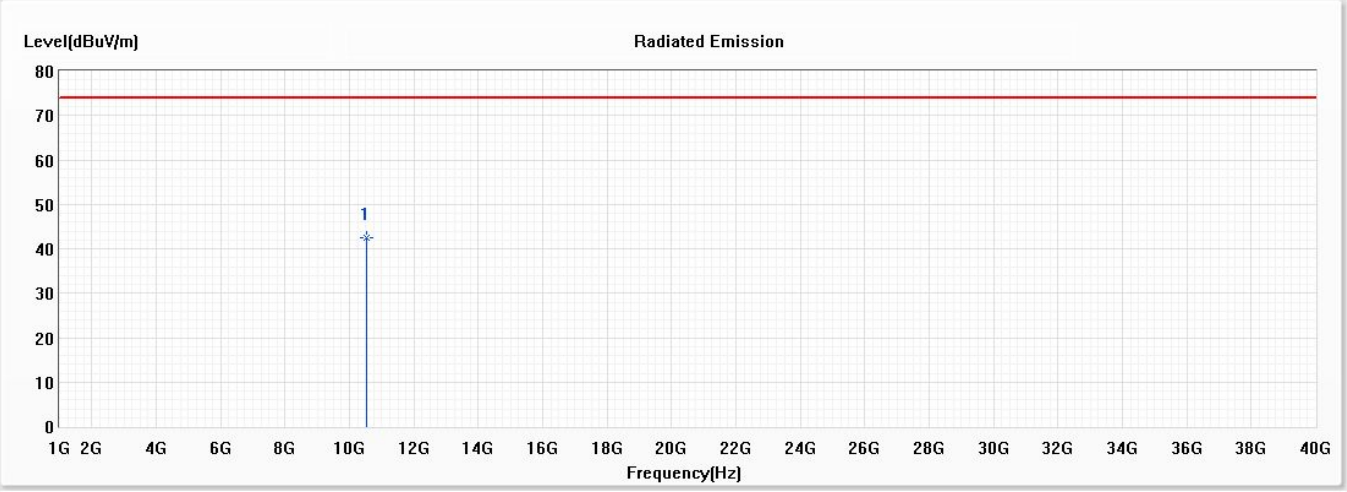

No	Frequency (MHz)	Emission Level (dBuV/m)	Limit (dBuV/m)	Margin (dB)	Reading Level (dBuV)	Correct Factor (dB)	Detector Type
* 1	10540.000	42.37	74.00	-31.63	52.23	-9.86	PK

Note:

1. All Readings below 1GHz are Quasi-Peak, above 1GHz are performed with peak and/or average measurements as necessary.
2. Emission Level = Reading Level + Correct Factor.
3. Correct Factor = Antenna factor + Cable loss –Amplifier gain.
4. The average measurement was not performed when the peak measured data under the limit of average detection.
5. The emission levels of other frequencies are very lower than the limit and not show in test report.

Product	:	Notebook Computers
Test Item	:	Harmonic Radiated Emission Data
Test Date	:	2020/12/03
Test Mode	:	Mode 16: SISO B: Transmit (802.11ax-40BW_17.2Mbps) (5270MHz)

Vertical

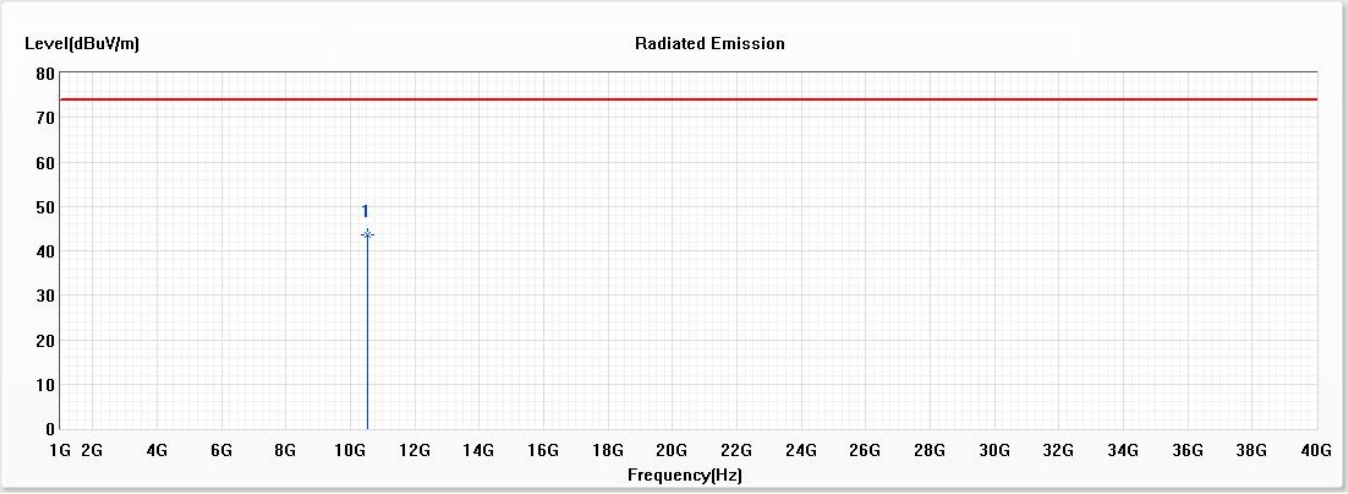

No	Frequency (MHz)	Emission Level (dBuV/m)	Limit (dBuV/m)	Margin (dB)	Reading Level (dBuV)	Correct Factor (dB)	Detector Type
* 1	10540.000	43.50	74.00	-30.50	53.36	-9.86	PK

Note:

1. All Readings below 1GHz are Quasi-Peak, above 1GHz are performed with peak and/or average measurements as necessary.
2. Emission Level = Reading Level + Correct Factor.
3. Correct Factor = Antenna factor + Cable loss –Amplifier gain.
4. The average measurement was not performed when the peak measured data under the limit of average detection.
5. The emission levels of other frequencies are very lower than the limit and not show in test report.

Product	:	Notebook Computers
Test Item	:	Harmonic Radiated Emission Data
Test Date	:	2020/12/03
Test Mode	:	Mode 16: SISO B: Transmit (802.11ax-40BW_17.2Mbps) (5310MHz)

Horizontal

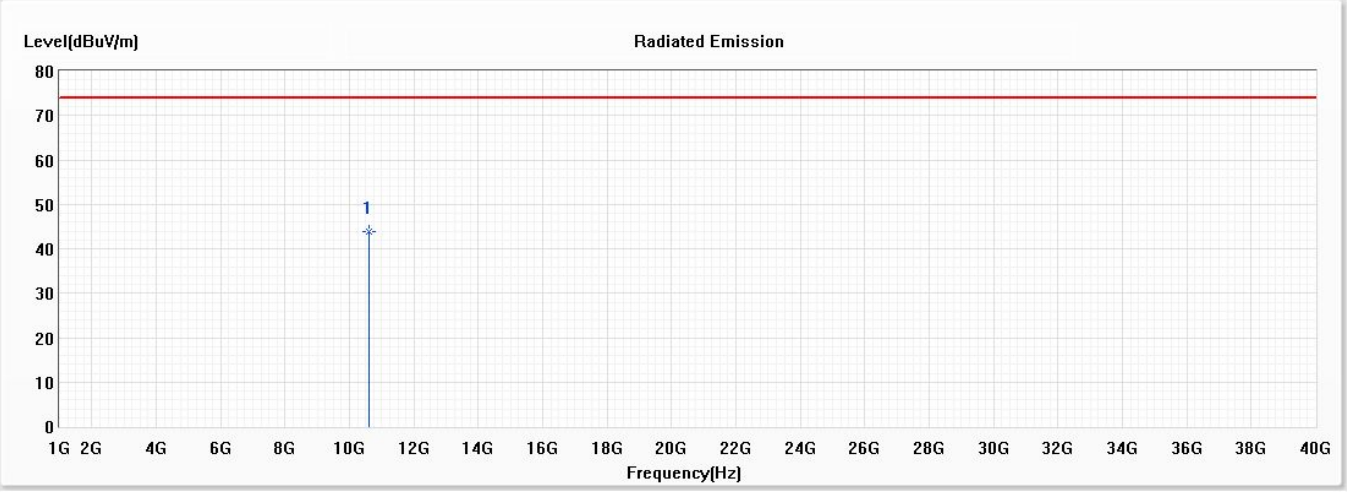

No	Frequency (MHz)	Emission Level (dBuV/m)	Limit (dBuV/m)	Margin (dB)	Reading Level (dBuV)	Correct Factor (dB)	Detector Type
* 1	10620.000	43.88	74.00	-30.12	53.67	-9.79	PK

Note:

1. All Readings below 1GHz are Quasi-Peak, above 1GHz are performed with peak and/or average measurements as necessary.
2. Emission Level = Reading Level + Correct Factor.
3. Correct Factor = Antenna factor + Cable loss –Amplifier gain.
4. The average measurement was not performed when the peak measured data under the limit of average detection.
5. The emission levels of other frequencies are very lower than the limit and not show in test report.

Product	:	Notebook Computers
Test Item	:	Harmonic Radiated Emission Data
Test Date	:	2020/12/03
Test Mode	:	Mode 16: SISO B: Transmit (802.11ax-40BW_17.2Mbps) (5310MHz)

Vertical

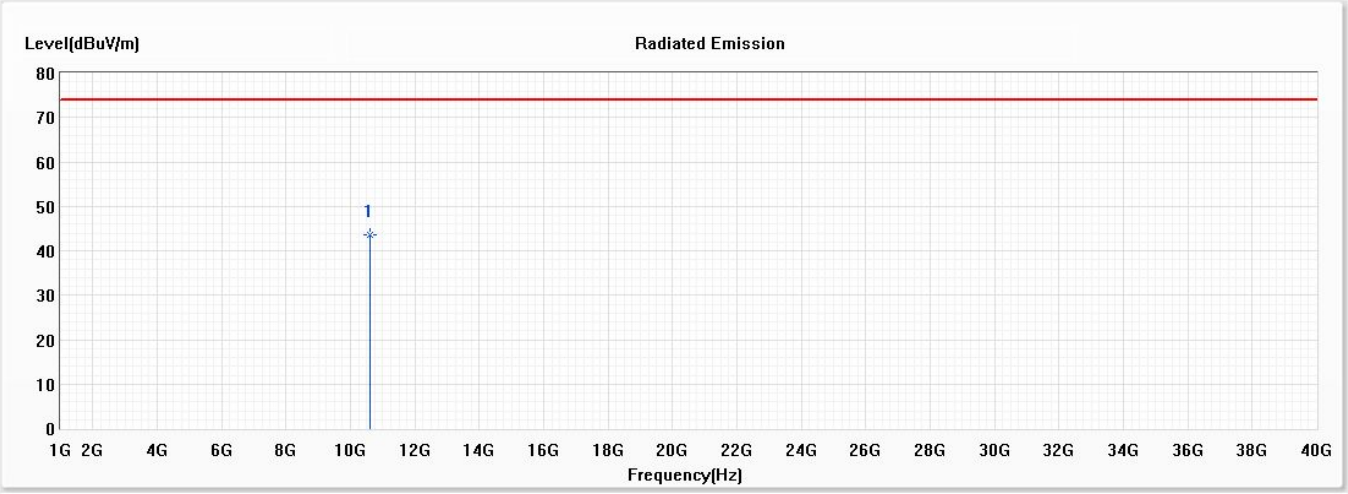

No	Frequency (MHz)	Emission Level (dBuV/m)	Limit (dBuV/m)	Margin (dB)	Reading Level (dBuV)	Correct Factor (dB)	Detector Type
* 1	10620.000	43.71	74.00	-30.29	53.50	-9.79	PK

Note:

1. All Readings below 1GHz are Quasi-Peak, above 1GHz are performed with peak and/or average measurements as necessary.
2. Emission Level = Reading Level + Correct Factor.
3. Correct Factor = Antenna factor + Cable loss –Amplifier gain.
4. The average measurement was not performed when the peak measured data under the limit of average detection.
5. The emission levels of other frequencies are very lower than the limit and not show in test report.

Product	:	Notebook Computers
Test Item	:	Harmonic Radiated Emission Data
Test Date	:	2020/12/03
Test Mode	:	Mode 16: SISO B: Transmit (802.11ax-40BW_17.2Mbps) (5510MHz)

Horizontal

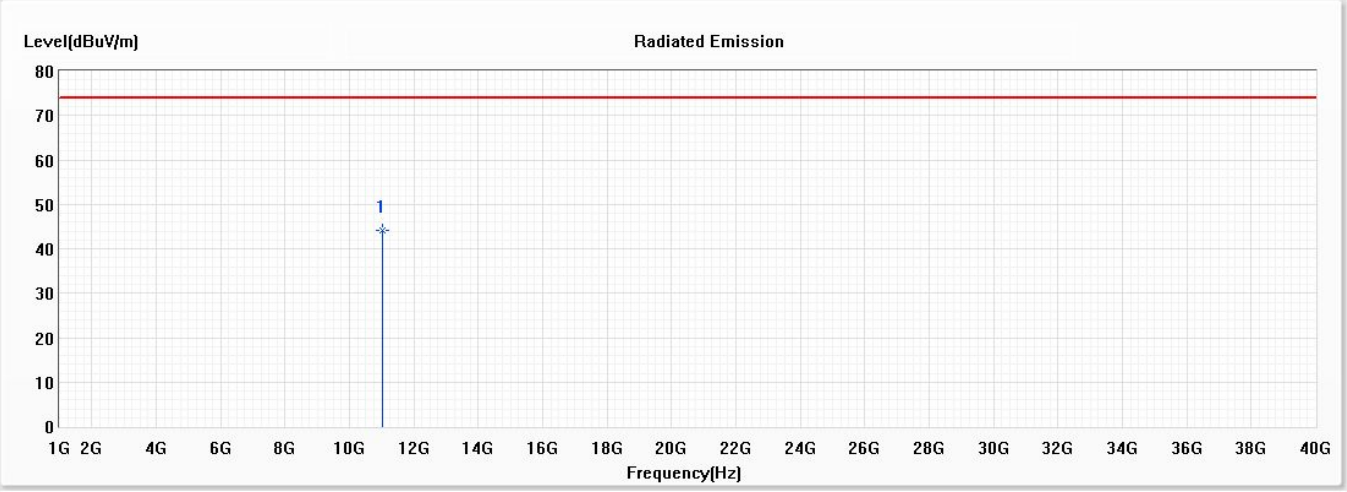

No	Frequency (MHz)	Emission Level (dBuV/m)	Limit (dBuV/m)	Margin (dB)	Reading Level (dBuV)	Correct Factor (dB)	Detector Type
* 1	11020.000	44.13	74.00	-29.87	53.40	-9.27	PK

Note:

1. All Readings below 1GHz are Quasi-Peak, above 1GHz are performed with peak and/or average measurements as necessary.
2. Emission Level = Reading Level + Correct Factor.
3. Correct Factor = Antenna factor + Cable loss –Amplifier gain.
4. The average measurement was not performed when the peak measured data under the limit of average detection.
5. The emission levels of other frequencies are very lower than the limit and not show in test report.

Product	:	Notebook Computers
Test Item	:	Harmonic Radiated Emission Data
Test Date	:	2020/12/03
Test Mode	:	Mode 16: SISO B: Transmit (802.11ax-40BW_17.2Mbps) (5510MHz)

Vertical

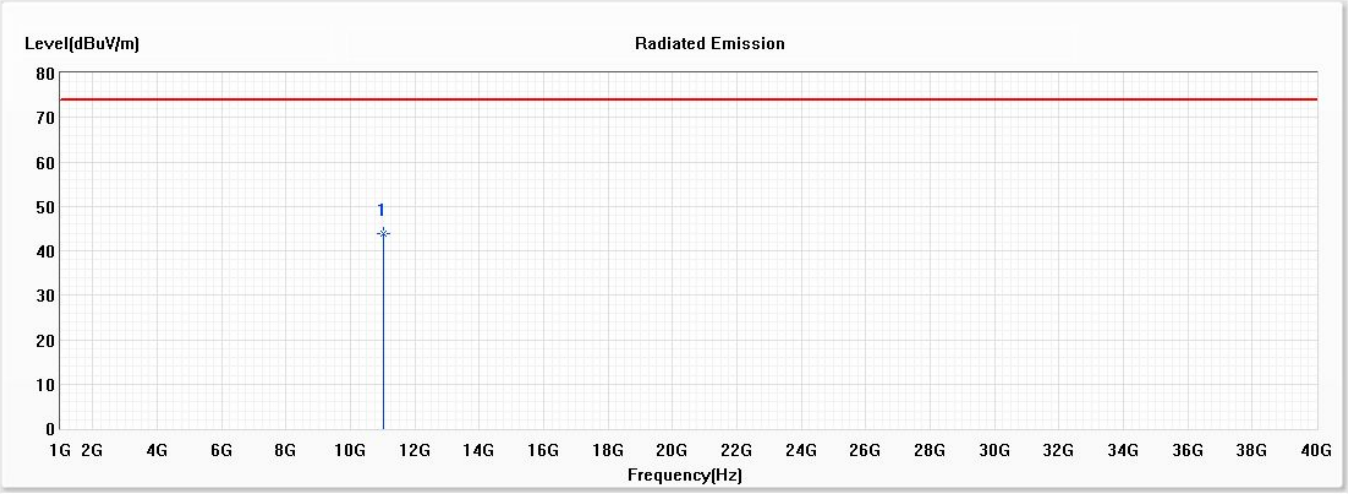

No	Frequency (MHz)	Emission Level (dBuV/m)	Limit (dBuV/m)	Margin (dB)	Reading Level (dBuV)	Correct Factor (dB)	Detector Type
* 1	11020.000	43.79	74.00	-30.21	53.06	-9.27	PK

Note:

1. All Readings below 1GHz are Quasi-Peak, above 1GHz are performed with peak and/or average measurements as necessary.
2. Emission Level = Reading Level + Correct Factor.
3. Correct Factor = Antenna factor + Cable loss –Amplifier gain.
4. The average measurement was not performed when the peak measured data under the limit of average detection.
5. The emission levels of other frequencies are very lower than the limit and not show in test report.

Product	:	Notebook Computers
Test Item	:	Harmonic Radiated Emission Data
Test Date	:	2020/12/03
Test Mode	:	Mode 16: SISO B: Transmit (802.11ax-40BW_17.2Mbps) (5550MHz)

Horizontal

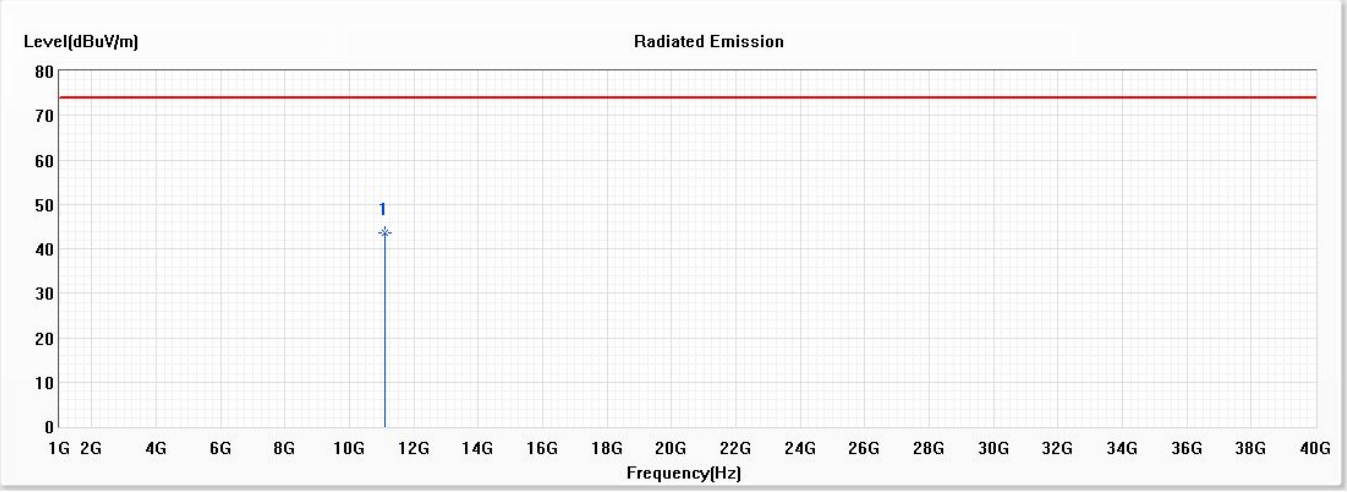

No	Frequency (MHz)	Emission Level (dBuV/m)	Limit (dBuV/m)	Margin (dB)	Reading Level (dBuV)	Correct Factor (dB)	Detector Type
* 1	11100.000	43.59	74.00	-30.41	52.69	-9.10	PK

Note:

1. All Readings below 1GHz are Quasi-Peak, above 1GHz are performed with peak and/or average measurements as necessary.
2. Emission Level = Reading Level + Correct Factor.
3. Correct Factor = Antenna factor + Cable loss –Amplifier gain.
4. The average measurement was not performed when the peak measured data under the limit of average detection.
5. The emission levels of other frequencies are very lower than the limit and not show in test report.

Product	:	Notebook Computers
Test Item	:	Harmonic Radiated Emission Data
Test Date	:	2020/12/03
Test Mode	:	Mode 16: SISO B: Transmit (802.11ax-40BW_17.2Mbps) (5550MHz)

Vertical

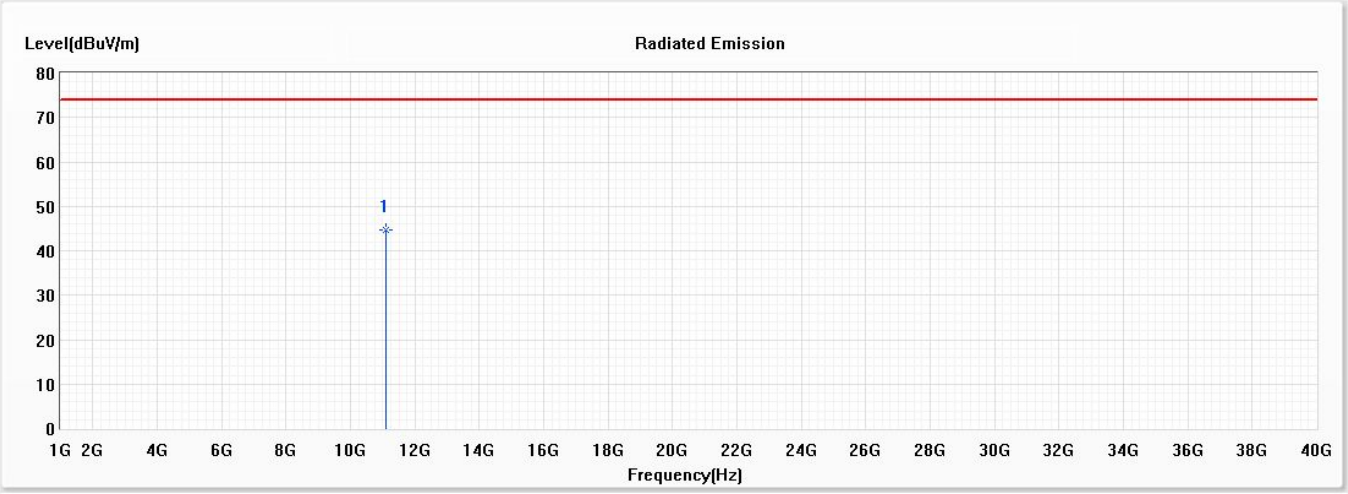

No	Frequency (MHz)	Emission Level (dBuV/m)	Limit (dBuV/m)	Margin (dB)	Reading Level (dBuV)	Correct Factor (dB)	Detector Type
* 1	11100.000	44.61	74.00	-29.39	53.71	-9.10	PK

Note:

1. All Readings below 1GHz are Quasi-Peak, above 1GHz are performed with peak and/or average measurements as necessary.
2. Emission Level = Reading Level + Correct Factor.
3. Correct Factor = Antenna factor + Cable loss –Amplifier gain.
4. The average measurement was not performed when the peak measured data under the limit of average detection.
5. The emission levels of other frequencies are very lower than the limit and not show in test report.

Product	:	Notebook Computers
Test Item	:	Harmonic Radiated Emission Data
Test Date	:	2020/12/03
Test Mode	:	Mode 16: SISO B: Transmit (802.11ax-40BW_17.2Mbps) (5670MHz)

Horizontal

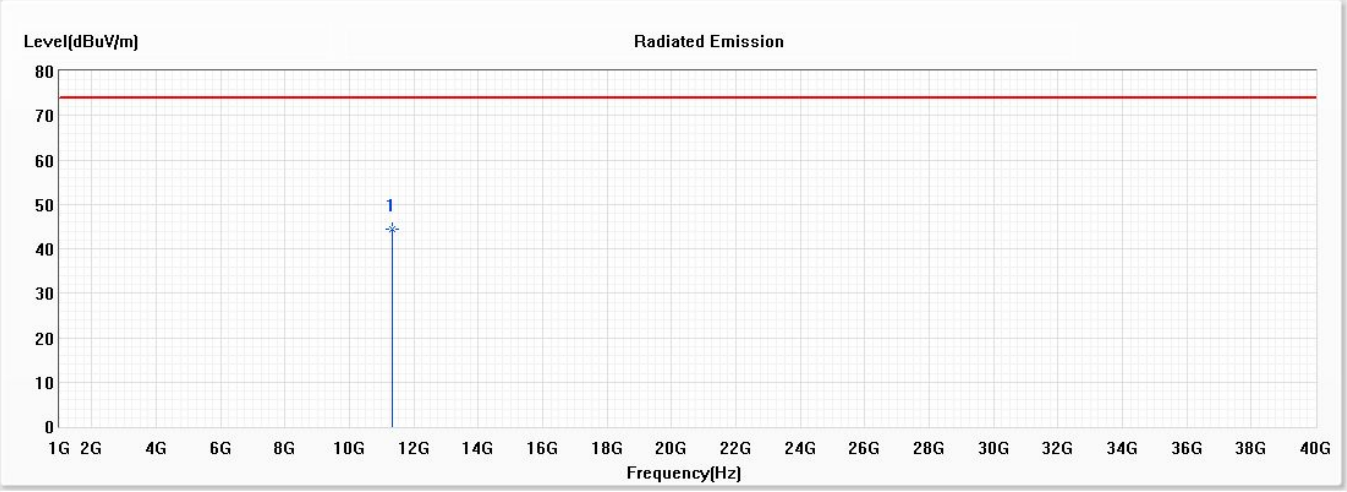

No	Frequency (MHz)	Emission Level (dBuV/m)	Limit (dBuV/m)	Margin (dB)	Reading Level (dBuV)	Correct Factor (dB)	Detector Type
* 1	11340.000	44.46	74.00	-29.54	53.28	-8.82	PK

Note:

1. All Readings below 1GHz are Quasi-Peak, above 1GHz are performed with peak and/or average measurements as necessary.
2. Emission Level = Reading Level + Correct Factor.
3. Correct Factor = Antenna factor + Cable loss –Amplifier gain.
4. The average measurement was not performed when the peak measured data under the limit of average detection.
5. The emission levels of other frequencies are very lower than the limit and not show in test report.

Product	:	Notebook Computers
Test Item	:	Harmonic Radiated Emission Data
Test Date	:	2020/12/03
Test Mode	:	Mode 16: SISO B: Transmit (802.11ax-40BW_17.2Mbps) (5670MHz)

Vertical

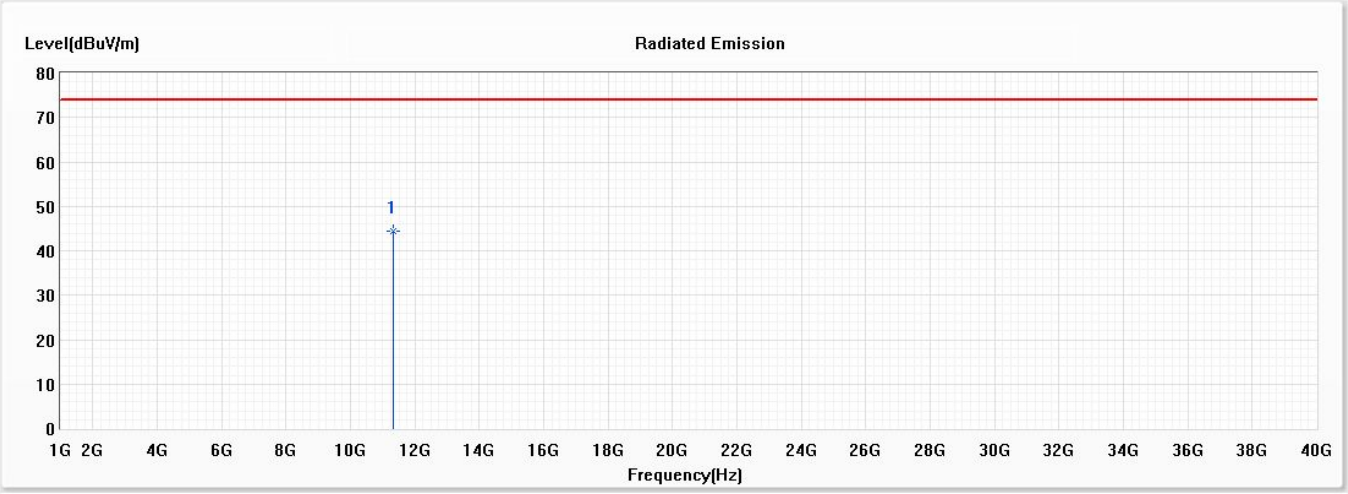

No	Frequency (MHz)	Emission Level (dBuV/m)	Limit (dBuV/m)	Margin (dB)	Reading Level (dBuV)	Correct Factor (dB)	Detector Type
* 1	11340.000	44.29	74.00	-29.71	53.11	-8.82	PK

Note:

1. All Readings below 1GHz are Quasi-Peak, above 1GHz are performed with peak and/or average measurements as necessary.
2. Emission Level = Reading Level + Correct Factor.
3. Correct Factor = Antenna factor + Cable loss –Amplifier gain.
4. The average measurement was not performed when the peak measured data under the limit of average detection.
5. The emission levels of other frequencies are very lower than the limit and not show in test report.

Product	:	Notebook Computers
Test Item	:	Harmonic Radiated Emission Data
Test Date	:	2020/12/03
Test Mode	:	Mode 16: SISO B: Transmit (802.11ax-40BW_17.2Mbps) (5710MHz)

Horizontal

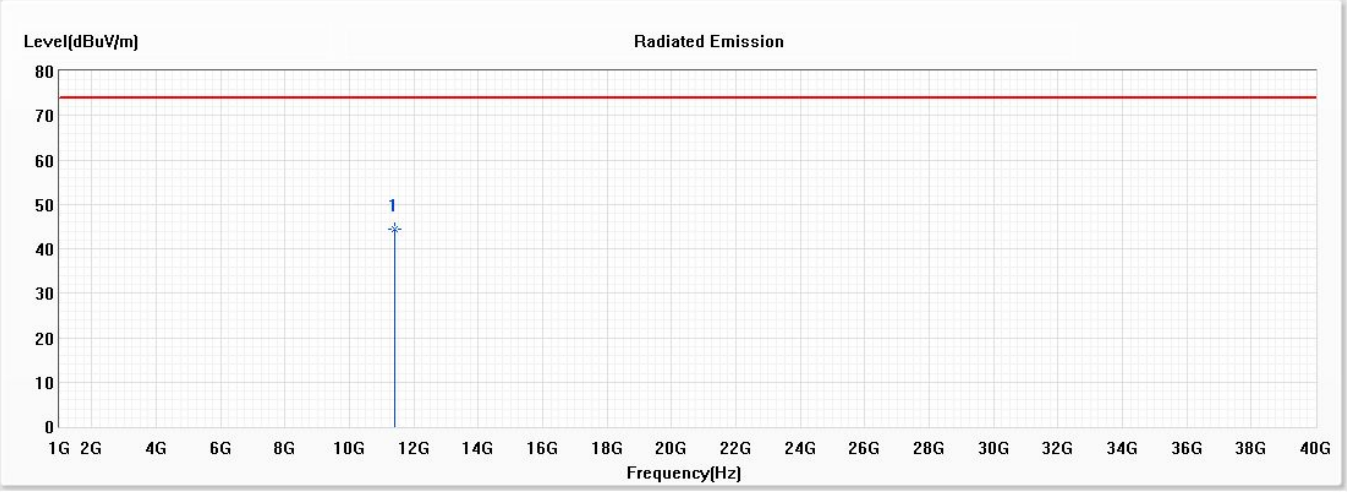

No	Frequency (MHz)	Emission Level (dBuV/m)	Limit (dBuV/m)	Margin (dB)	Reading Level (dBuV)	Correct Factor (dB)	Detector Type
* 1	11420.000	44.33	74.00	-29.67	53.05	-8.72	PK

Note:

1. All Readings below 1GHz are Quasi-Peak, above 1GHz are performed with peak and/or average measurements as necessary.
2. Emission Level = Reading Level + Correct Factor.
3. Correct Factor = Antenna factor + Cable loss –Amplifier gain.
4. The average measurement was not performed when the peak measured data under the limit of average detection.
5. The emission levels of other frequencies are very lower than the limit and not show in test report.

Product	:	Notebook Computers
Test Item	:	Harmonic Radiated Emission Data
Test Date	:	2020/12/03
Test Mode	:	Mode 16: SISO B: Transmit (802.11ax-40BW_17.2Mbps) (5710MHz)

Vertical

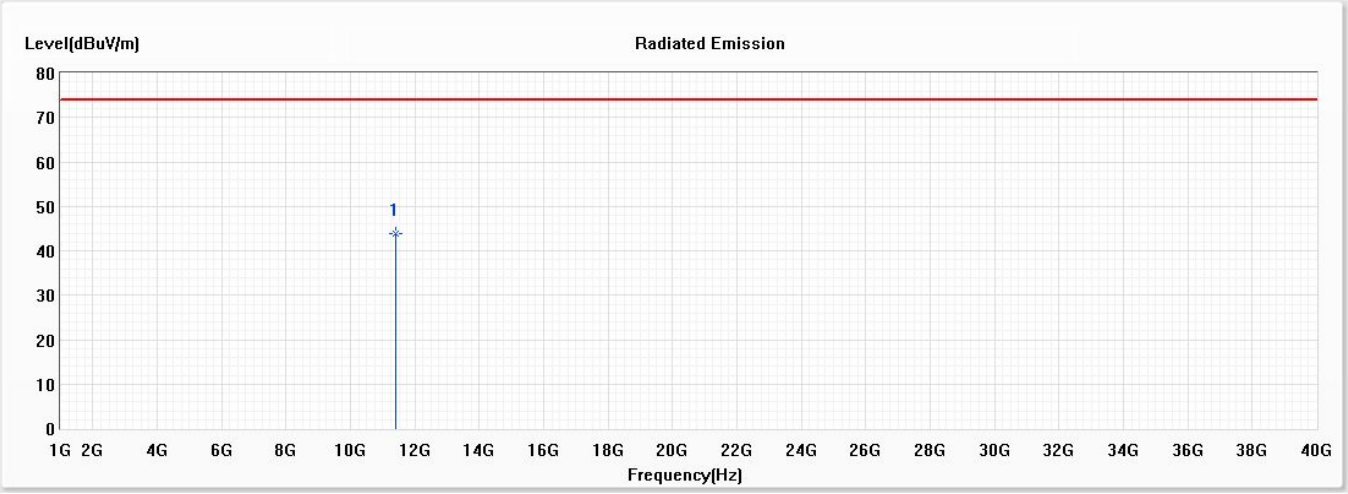

No	Frequency (MHz)	Emission Level (dBuV/m)	Limit (dBuV/m)	Margin (dB)	Reading Level (dBuV)	Correct Factor (dB)	Detector Type
* 1	11420.000	43.98	74.00	-30.02	52.70	-8.72	PK

Note:

1. All Readings below 1GHz are Quasi-Peak, above 1GHz are performed with peak and/or average measurements as necessary.
2. Emission Level = Reading Level + Correct Factor.
3. Correct Factor = Antenna factor + Cable loss –Amplifier gain.
4. The average measurement was not performed when the peak measured data under the limit of average detection.
5. The emission levels of other frequencies are very lower than the limit and not show in test report.

Product	:	Notebook Computers
Test Item	:	Harmonic Radiated Emission Data
Test Date	:	2020/12/03
Test Mode	:	Mode 17: SISO B: Transmit (802.11ax-80BW_36Mbps) (5210MHz)

Horizontal

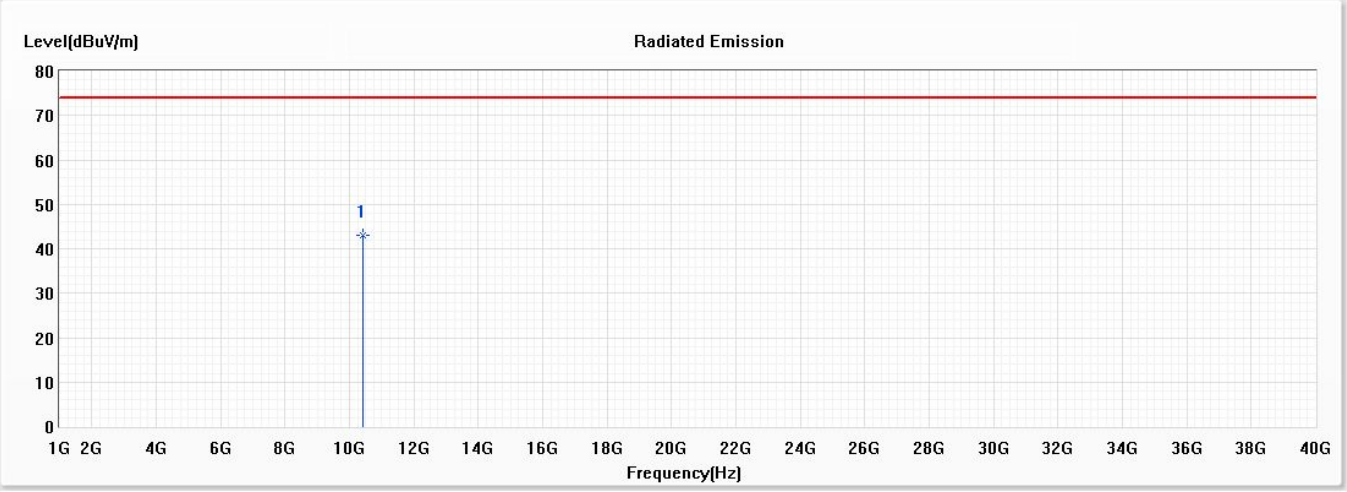

No	Frequency (MHz)	Emission Level (dBuV/m)	Limit (dBuV/m)	Margin (dB)	Reading Level (dBuV)	Correct Factor (dB)	Detector Type
* 1	10420.000	43.11	74.00	-30.89	53.25	-10.14	PK

Note:

1. All Readings below 1GHz are Quasi-Peak, above 1GHz are performed with peak and/or average measurements as necessary.
2. Emission Level = Reading Level + Correct Factor.
3. Correct Factor = Antenna factor + Cable loss –Amplifier gain.
4. The average measurement was not performed when the peak measured data under the limit of average detection.
5. The emission levels of other frequencies are very lower than the limit and not show in test report.

Product	:	Notebook Computers
Test Item	:	Harmonic Radiated Emission Data
Test Date	:	2020/12/03
Test Mode	:	Mode 17: SISO B: Transmit (802.11ax-80BW_36Mbps) (5210MHz)

Vertical

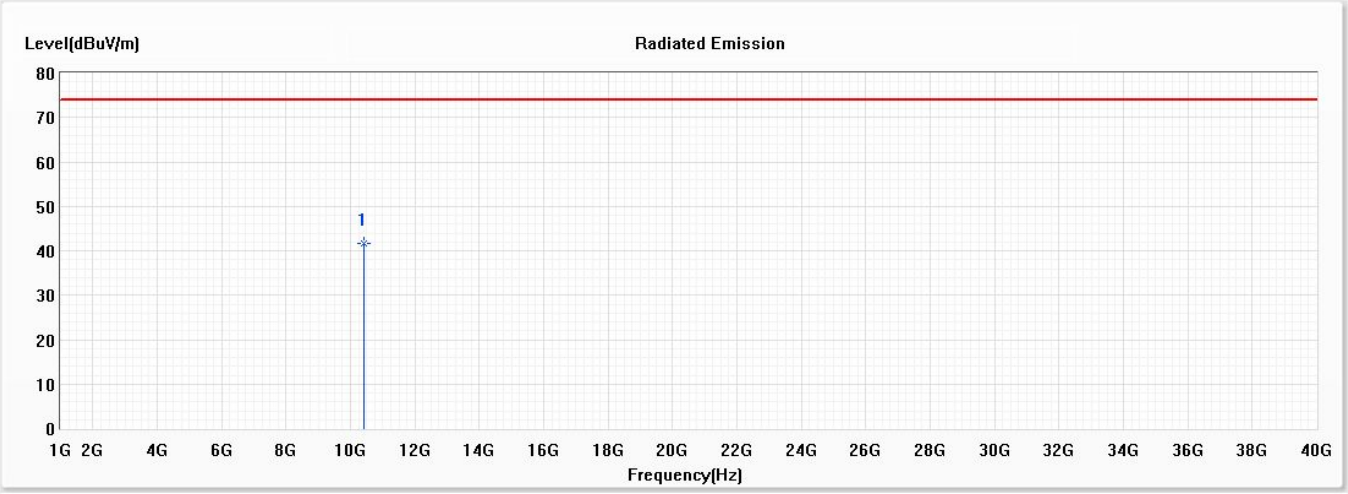

No	Frequency (MHz)	Emission Level (dBuV/m)	Limit (dBuV/m)	Margin (dB)	Reading Level (dBuV)	Correct Factor (dB)	Detector Type
* 1	10420.000	41.70	74.00	-32.30	51.84	-10.14	PK

Note:

1. All Readings below 1GHz are Quasi-Peak, above 1GHz are performed with peak and/or average measurements as necessary.
2. Emission Level = Reading Level + Correct Factor.
3. Correct Factor = Antenna factor + Cable loss –Amplifier gain.
4. The average measurement was not performed when the peak measured data under the limit of average detection.
5. The emission levels of other frequencies are very lower than the limit and not show in test report.

Product	:	Notebook Computers
Test Item	:	Harmonic Radiated Emission Data
Test Date	:	2020/12/03
Test Mode	:	Mode 17: SISO B: Transmit (802.11ax-80BW_36Mbps) (5290MHz)

Horizontal

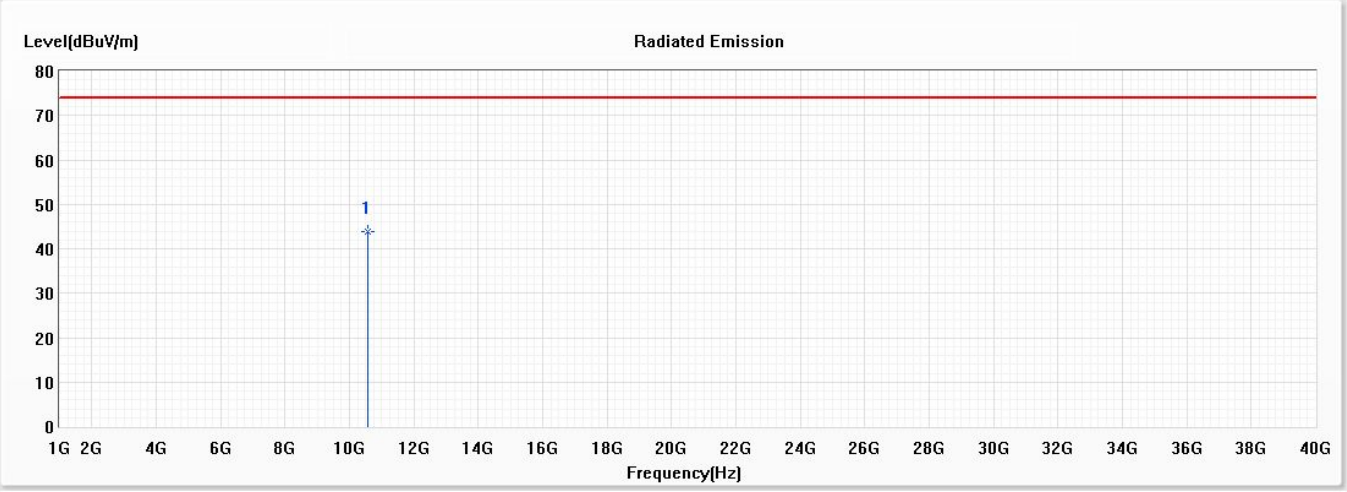

No	Frequency (MHz)	Emission Level (dBuV/m)	Limit (dBuV/m)	Margin (dB)	Reading Level (dBuV)	Correct Factor (dB)	Detector Type
* 1	10580.000	43.73	74.00	-30.27	53.56	-9.83	PK

Note:

1. All Readings below 1GHz are Quasi-Peak, above 1GHz are performed with peak and/or average measurements as necessary.
2. Emission Level = Reading Level + Correct Factor.
3. Correct Factor = Antenna factor + Cable loss –Amplifier gain.
4. The average measurement was not performed when the peak measured data under the limit of average detection.
5. The emission levels of other frequencies are very lower than the limit and not show in test report.

Product	:	Notebook Computers
Test Item	:	Harmonic Radiated Emission Data
Test Date	:	2020/12/03
Test Mode	:	Mode 17: SISO B: Transmit (802.11ax-80BW_36Mbps) (5290MHz)

Vertical

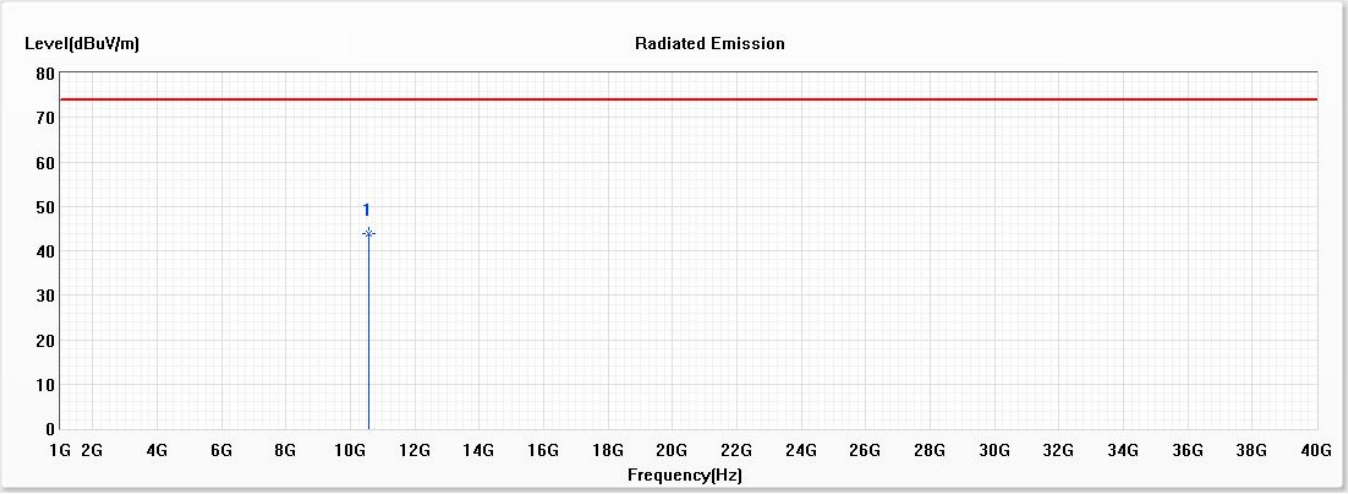

No	Frequency (MHz)	Emission Level (dBuV/m)	Limit (dBuV/m)	Margin (dB)	Reading Level (dBuV)	Correct Factor (dB)	Detector Type
* 1	10580.000	43.88	74.00	-30.12	53.71	-9.83	PK

Note:

1. All Readings below 1GHz are Quasi-Peak, above 1GHz are performed with peak and/or average measurements as necessary.
2. Emission Level = Reading Level + Correct Factor.
3. Correct Factor = Antenna factor + Cable loss –Amplifier gain.
4. The average measurement was not performed when the peak measured data under the limit of average detection.
5. The emission levels of other frequencies are very lower than the limit and not show in test report.

Product	:	Notebook Computers
Test Item	:	Harmonic Radiated Emission Data
Test Date	:	2020/12/03
Test Mode	:	Mode 17: SISO B: Transmit (802.11ax-80BW_36Mbps) (5530MHz)

Horizontal

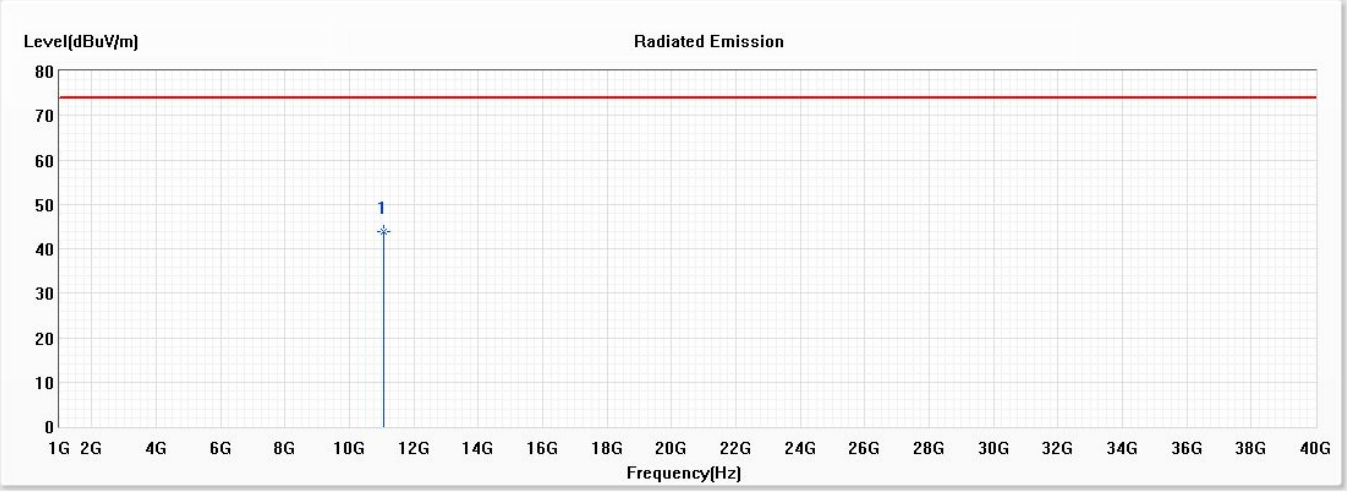

No	Frequency (MHz)	Emission Level (dBuV/m)	Limit (dBuV/m)	Margin (dB)	Reading Level (dBuV)	Correct Factor (dB)	Detector Type
* 1	11060.000	43.75	74.00	-30.25	52.91	-9.16	PK

Note:

1. All Readings below 1GHz are Quasi-Peak, above 1GHz are performed with peak and/or average measurements as necessary.
2. Emission Level = Reading Level + Correct Factor.
3. Correct Factor = Antenna factor + Cable loss –Amplifier gain.
4. The average measurement was not performed when the peak measured data under the limit of average detection.
5. The emission levels of other frequencies are very lower than the limit and not show in test report.

Product	:	Notebook Computers
Test Item	:	Harmonic Radiated Emission Data
Test Date	:	2020/12/03
Test Mode	:	Mode 17: SISO B: Transmit (802.11ax-80BW_36Mbps) (5530MHz)

Vertical

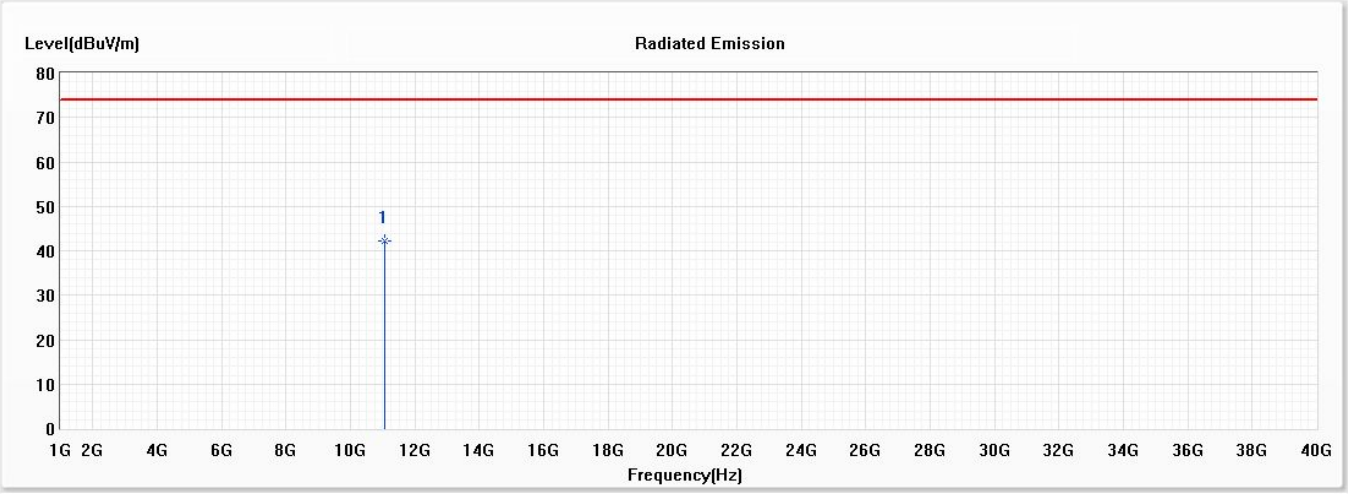

No	Frequency (MHz)	Emission Level (dBuV/m)	Limit (dBuV/m)	Margin (dB)	Reading Level (dBuV)	Correct Factor (dB)	Detector Type
* 1	11060.000	42.31	74.00	-31.69	51.47	-9.16	PK

Note:

1. All Readings below 1GHz are Quasi-Peak, above 1GHz are performed with peak and/or average measurements as necessary.
2. Emission Level = Reading Level + Correct Factor.
3. Correct Factor = Antenna factor + Cable loss –Amplifier gain.
4. The average measurement was not performed when the peak measured data under the limit of average detection.
5. The emission levels of other frequencies are very lower than the limit and not show in test report.

Product	:	Notebook Computers
Test Item	:	Harmonic Radiated Emission Data
Test Date	:	2020/12/03
Test Mode	:	Mode 17: SISO B: Transmit (802.11ax-80BW_36Mbps) (5610MHz)

Horizontal

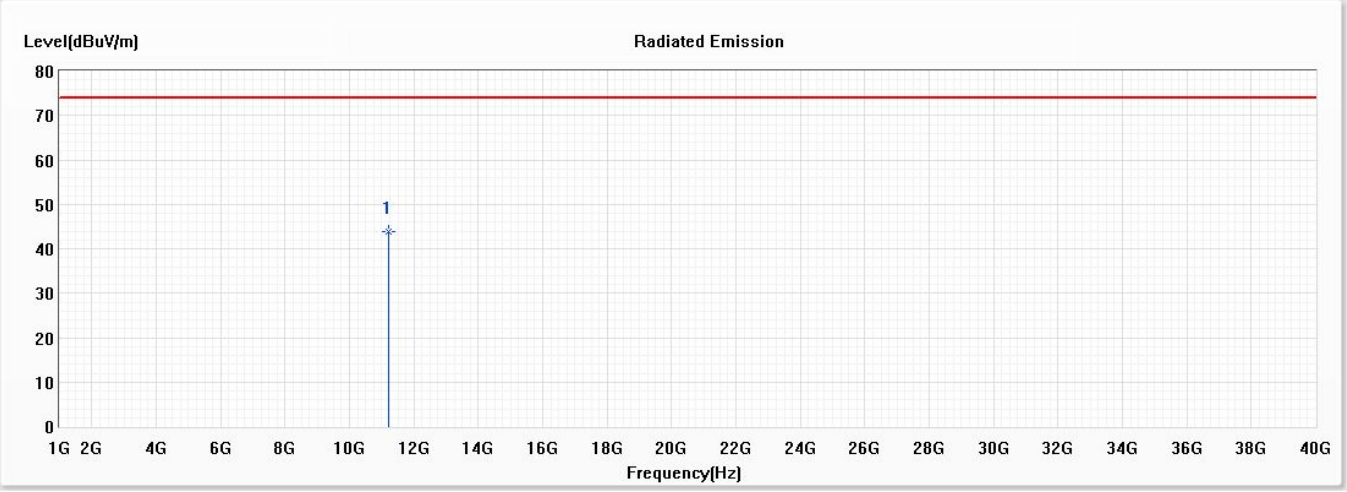

No	Frequency (MHz)	Emission Level (dBuV/m)	Limit (dBuV/m)	Margin (dB)	Reading Level (dBuV)	Correct Factor (dB)	Detector Type
* 1	11220.000	44.00	74.00	-30.00	52.98	-8.98	PK

Note:

1. All Readings below 1GHz are Quasi-Peak, above 1GHz are performed with peak and/or average measurements as necessary.
2. Emission Level = Reading Level + Correct Factor.
3. Correct Factor = Antenna factor + Cable loss –Amplifier gain.
4. The average measurement was not performed when the peak measured data under the limit of average detection.
5. The emission levels of other frequencies are very lower than the limit and not show in test report.

Product	:	Notebook Computers
Test Item	:	Harmonic Radiated Emission Data
Test Date	:	2020/12/03
Test Mode	:	Mode 17: SISO B: Transmit (802.11ax-80BW_36Mbps) (5610MHz)

Vertical

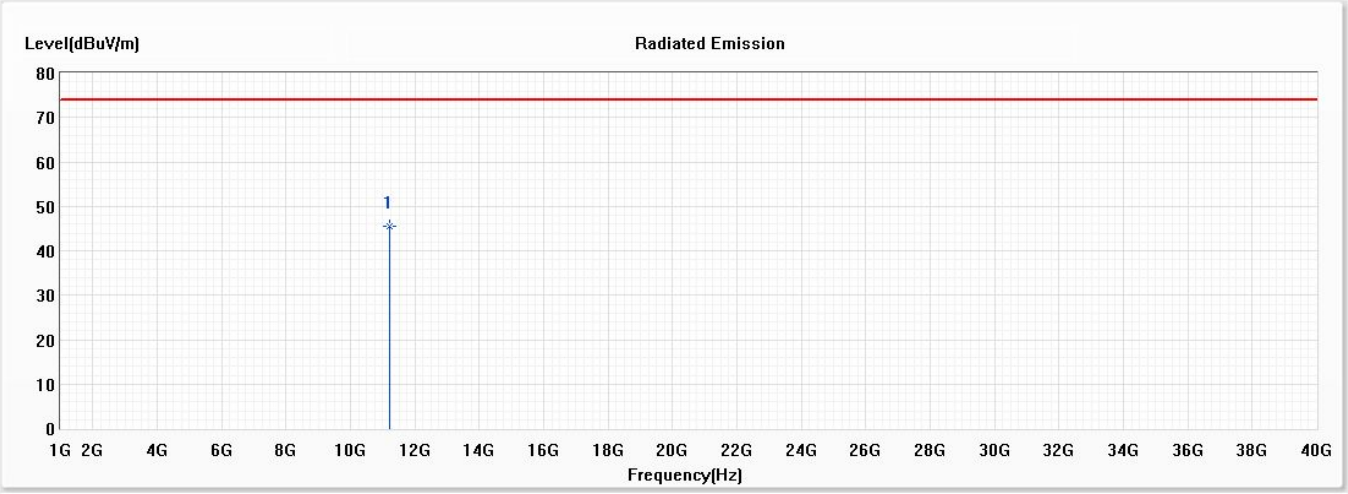

No	Frequency (MHz)	Emission Level (dBuV/m)	Limit (dBuV/m)	Margin (dB)	Reading Level (dBuV)	Correct Factor (dB)	Detector Type
* 1	11220.000	45.65	74.00	-28.35	54.63	-8.98	PK

Note:

1. All Readings below 1GHz are Quasi-Peak, above 1GHz are performed with peak and/or average measurements as necessary.
2. Emission Level = Reading Level + Correct Factor.
3. Correct Factor = Antenna factor + Cable loss –Amplifier gain.
4. The average measurement was not performed when the peak measured data under the limit of average detection.
5. The emission levels of other frequencies are very lower than the limit and not show in test report.

Product	:	Notebook Computers
Test Item	:	Harmonic Radiated Emission Data
Test Date	:	2020/12/03
Test Mode	:	Mode 17: SISO B: Transmit (802.11ax-80BW_36Mbps) (5690MHz)

Horizontal

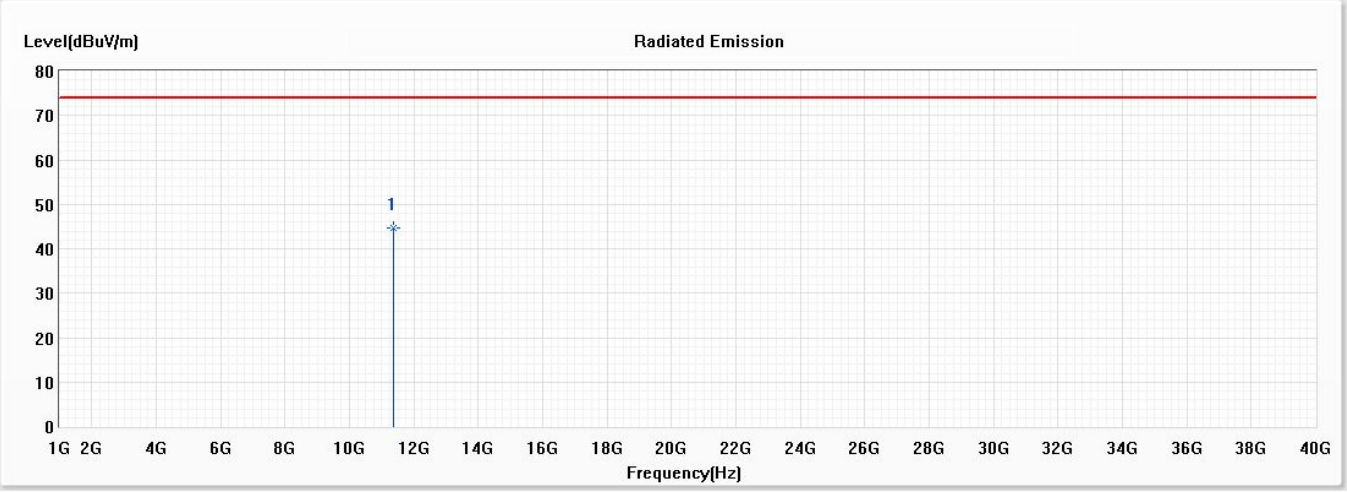

No	Frequency (MHz)	Emission Level (dBuV/m)	Limit (dBuV/m)	Margin (dB)	Reading Level (dBuV)	Correct Factor (dB)	Detector Type
* 1	11380.000	44.80	74.00	-29.20	53.62	-8.82	PK

Note:

1. All Readings below 1GHz are Quasi-Peak, above 1GHz are performed with peak and/or average measurements as necessary.
2. Emission Level = Reading Level + Correct Factor.
3. Correct Factor = Antenna factor + Cable loss –Amplifier gain.
4. The average measurement was not performed when the peak measured data under the limit of average detection.
5. The emission levels of other frequencies are very lower than the limit and not show in test report.

Product	:	Notebook Computers
Test Item	:	Harmonic Radiated Emission Data
Test Date	:	2020/12/03
Test Mode	:	Mode 17: SISO B: Transmit (802.11ax-80BW_36Mbps) (5690MHz)

Vertical

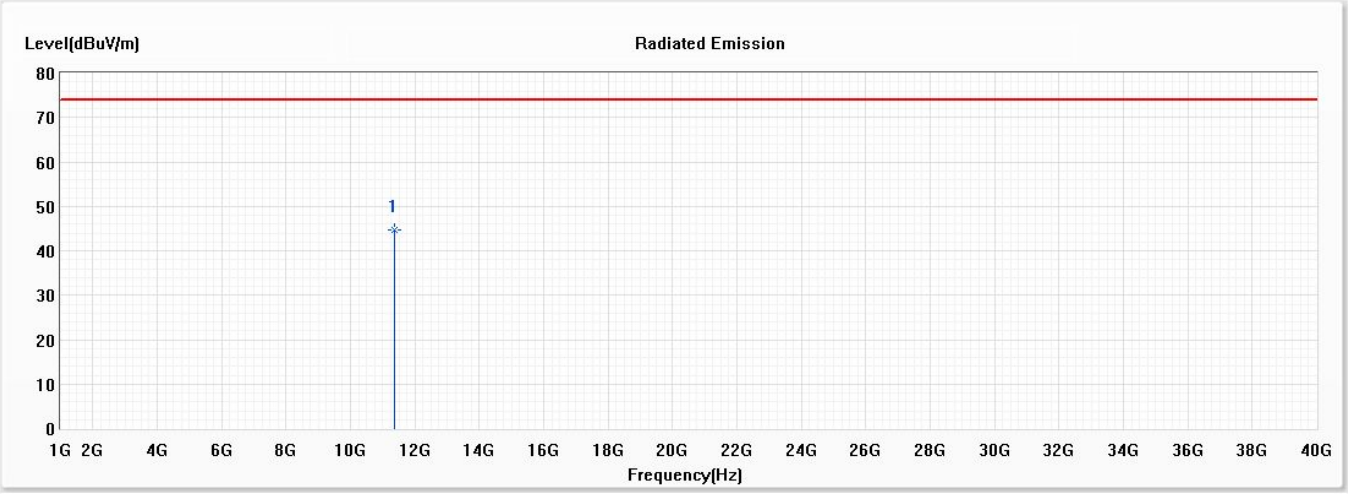

No	Frequency (MHz)	Emission Level (dBuV/m)	Limit (dBuV/m)	Margin (dB)	Reading Level (dBuV)	Correct Factor (dB)	Detector Type
* 1	11380.000	44.69	74.00	-29.31	53.51	-8.82	PK

Note:

1. All Readings below 1GHz are Quasi-Peak, above 1GHz are performed with peak and/or average measurements as necessary.
2. Emission Level = Reading Level + Correct Factor.
3. Correct Factor = Antenna factor + Cable loss –Amplifier gain.
4. The average measurement was not performed when the peak measured data under the limit of average detection.
5. The emission levels of other frequencies are very lower than the limit and not show in test report.

Product	:	Notebook Computers
Test Item	:	Harmonic Radiated Emission Data
Test Date	:	2020/12/03
Test Mode	:	Mode 18: SISO B: Transmit (802.11ax-160BW_72.1Mbps) (5250MHz)

Horizontal

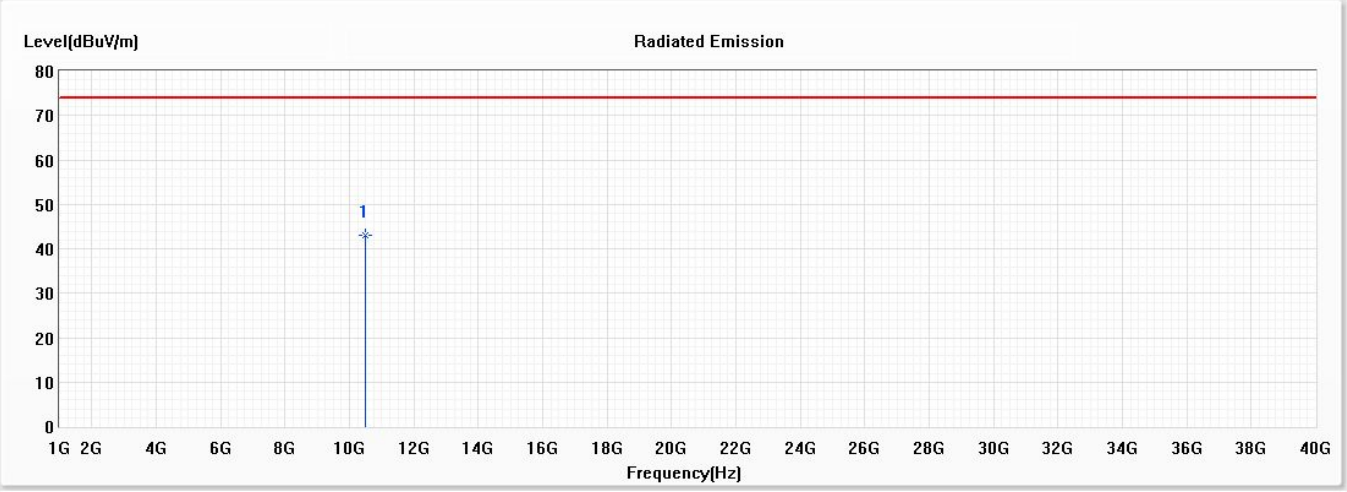

No	Frequency (MHz)	Emission Level (dBuV/m)	Limit (dBuV/m)	Margin (dB)	Reading Level (dBuV)	Correct Factor (dB)	Detector Type
* 1	10500.000	42.93	74.00	-31.07	52.85	-9.92	PK

Note:

1. All Readings below 1GHz are Quasi-Peak, above 1GHz are performed with peak and/or average measurements as necessary.
2. Emission Level = Reading Level + Correct Factor.
3. Correct Factor = Antenna factor + Cable loss –Amplifier gain.
4. The average measurement was not performed when the peak measured data under the limit of average detection.
5. The emission levels of other frequencies are very lower than the limit and not show in test report.

Product	:	Notebook Computers
Test Item	:	Harmonic Radiated Emission Data
Test Date	:	2020/12/03
Test Mode	:	Mode 18: SISO B: Transmit (802.11ax-160BW_72.1Mbps) (5250MHz)

Vertical

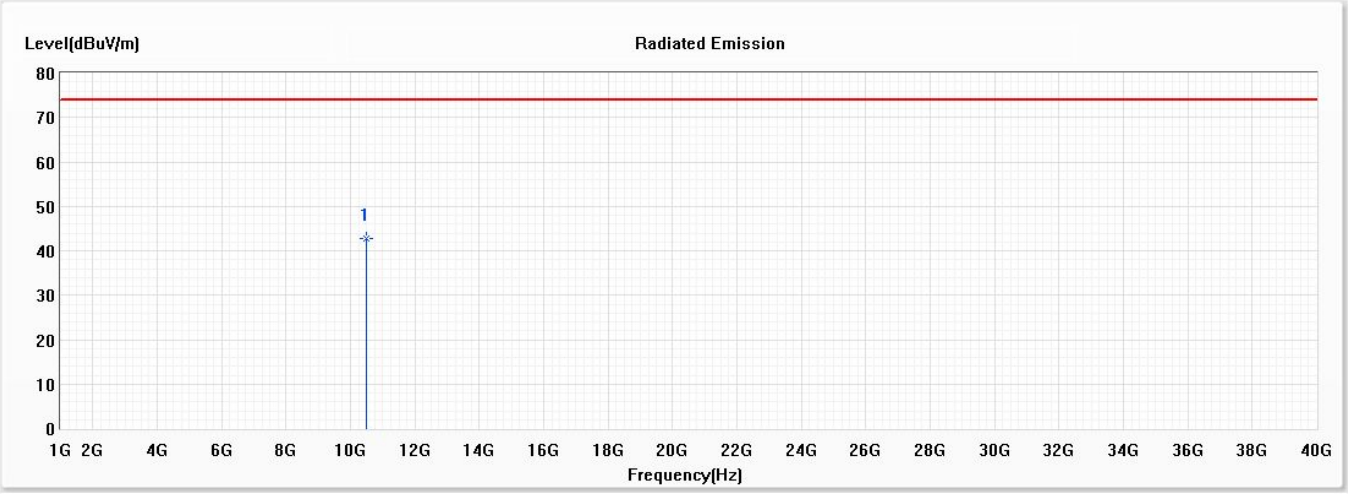

No	Frequency (MHz)	Emission Level (dBuV/m)	Limit (dBuV/m)	Margin (dB)	Reading Level (dBuV)	Correct Factor (dB)	Detector Type
* 1	10500.000	42.85	74.00	-31.15	52.77	-9.92	PK

Note:

1. All Readings below 1GHz are Quasi-Peak, above 1GHz are performed with peak and/or average measurements as necessary.
2. Emission Level = Reading Level + Correct Factor.
3. Correct Factor = Antenna factor + Cable loss –Amplifier gain.
4. The average measurement was not performed when the peak measured data under the limit of average detection.
5. The emission levels of other frequencies are very lower than the limit and not show in test report.

Product	:	Notebook Computers
Test Item	:	Harmonic Radiated Emission Data
Test Date	:	2020/12/03
Test Mode	:	Mode 18: SISO B: Transmit (802.11ax-160BW_72.1Mbps) (5570MHz)

Horizontal

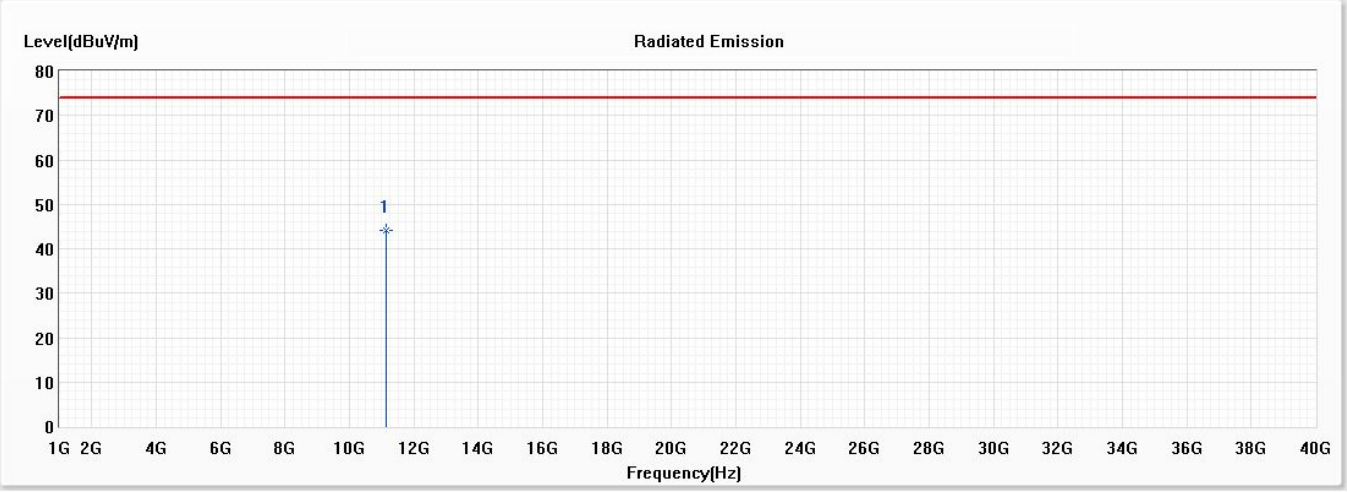

No	Frequency (MHz)	Emission Level (dBuV/m)	Limit (dBuV/m)	Margin (dB)	Reading Level (dBuV)	Correct Factor (dB)	Detector Type
* 1	11140.000	44.20	74.00	-29.80	53.28	-9.08	PK

Note:

1. All Readings below 1GHz are Quasi-Peak, above 1GHz are performed with peak and/or average measurements as necessary.
2. Emission Level = Reading Level + Correct Factor.
3. Correct Factor = Antenna factor + Cable loss –Amplifier gain.
4. The average measurement was not performed when the peak measured data under the limit of average detection.
5. The emission levels of other frequencies are very lower than the limit and not show in test report.

Product	:	Notebook Computers
Test Item	:	Harmonic Radiated Emission Data
Test Date	:	2020/12/03
Test Mode	:	Mode 18: SISO B: Transmit (802.11ax-160BW_72.1Mbps) (5570MHz)

Vertical

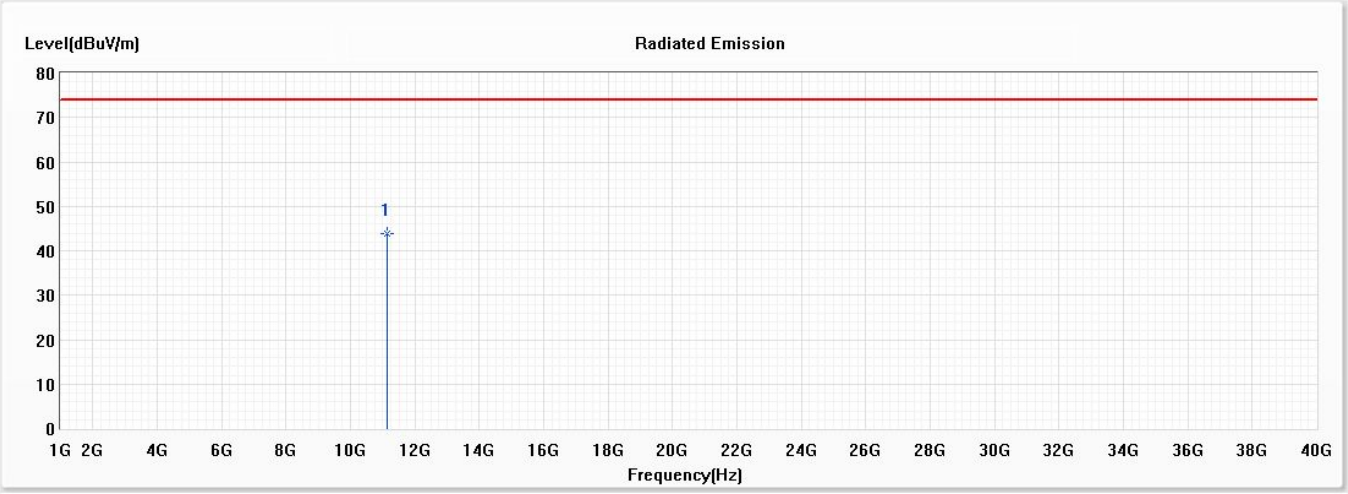

No	Frequency (MHz)	Emission Level (dBuV/m)	Limit (dBuV/m)	Margin (dB)	Reading Level (dBuV)	Correct Factor (dB)	Detector Type
* 1	11140.000	43.82	74.00	-30.18	52.90	-9.08	PK

Note:

1. All Readings below 1GHz are Quasi-Peak, above 1GHz are performed with peak and/or average measurements as necessary.
2. Emission Level = Reading Level + Correct Factor.
3. Correct Factor = Antenna factor + Cable loss –Amplifier gain.
4. The average measurement was not performed when the peak measured data under the limit of average detection.
5. The emission levels of other frequencies are very lower than the limit and not show in test report.

Product	:	Notebook Computers
Test Item	:	Harmonic Radiated Emission Data
Test Date	:	2020/12/03
Test Mode	:	Mode 23: MIMO: Transmit (802.11ax-20BW_17.2Mbps) (5180MHz)

Horizontal

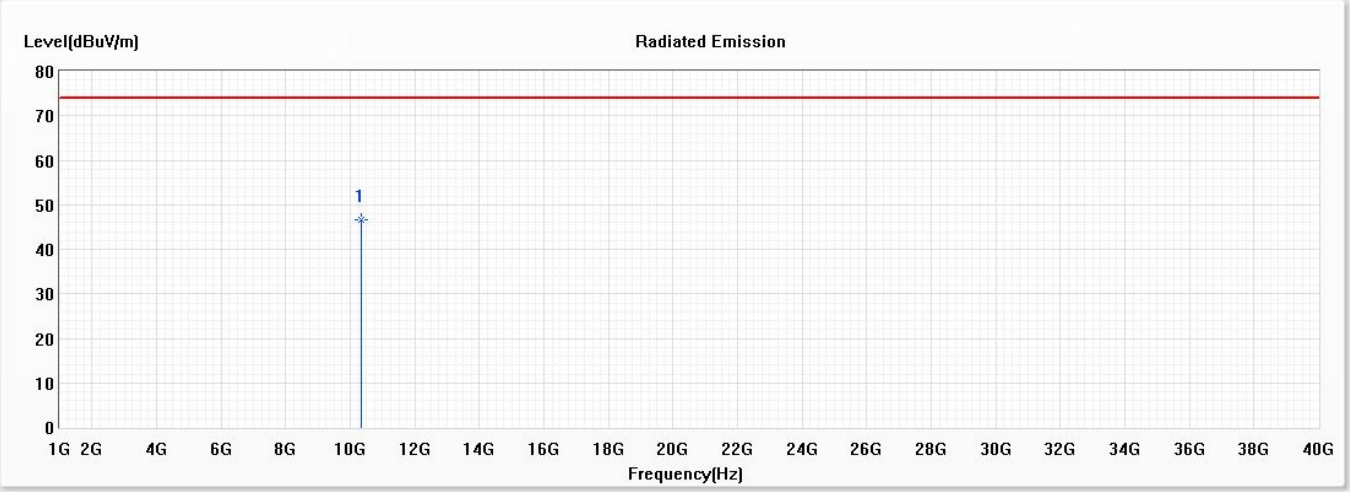

No	Frequency (MHz)	Emission Level (dBuV/m)	Limit (dBuV/m)	Margin (dB)	Reading Level (dBuV)	Correct Factor (dB)	Detector Type
* 1	10360.000	46.67	74.00	-27.33	56.89	-10.22	PK

Note:

1. All Readings below 1GHz are Quasi-Peak, above 1GHz are performed with peak and/or average measurements as necessary.
2. Emission Level = Reading Level + Correct Factor.
3. Correct Factor = Antenna factor + Cable loss –Amplifier gain.
4. The average measurement was not performed when the peak measured data under the limit of average detection.
5. The emission levels of other frequencies are very lower than the limit and not show in test report.

Product	:	Notebook Computers
Test Item	:	Harmonic Radiated Emission Data
Test Date	:	2020/12/03
Test Mode	:	Mode 23: MIMO: Transmit (802.11ax-20BW_17.2Mbps) (5180MHz)

Vertical

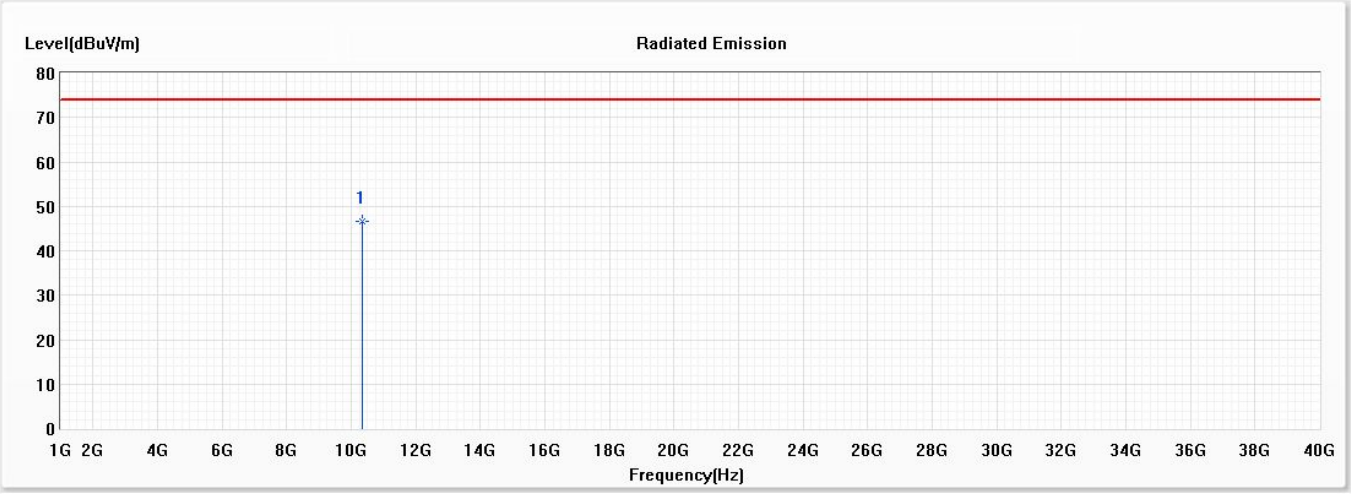

No	Frequency (MHz)	Emission Level (dBuV/m)	Limit (dBuV/m)	Margin (dB)	Reading Level (dBuV)	Correct Factor (dB)	Detector Type
* 1	10360.000	46.52	74.00	-27.48	56.74	-10.22	PK

Note:

1. All Readings below 1GHz are Quasi-Peak, above 1GHz are performed with peak and/or average measurements as necessary.
2. Emission Level = Reading Level + Correct Factor.
3. Correct Factor = Antenna factor + Cable loss –Amplifier gain.
4. The average measurement was not performed when the peak measured data under the limit of average detection.
5. The emission levels of other frequencies are very lower than the limit and not show in test report.

Product	:	Notebook Computers
Test Item	:	Harmonic Radiated Emission Data
Test Date	:	2020/12/03
Test Mode	:	Mode 23: MIMO: Transmit (802.11ax-20BW_17.2Mbps) (5220MHz)

Horizontal

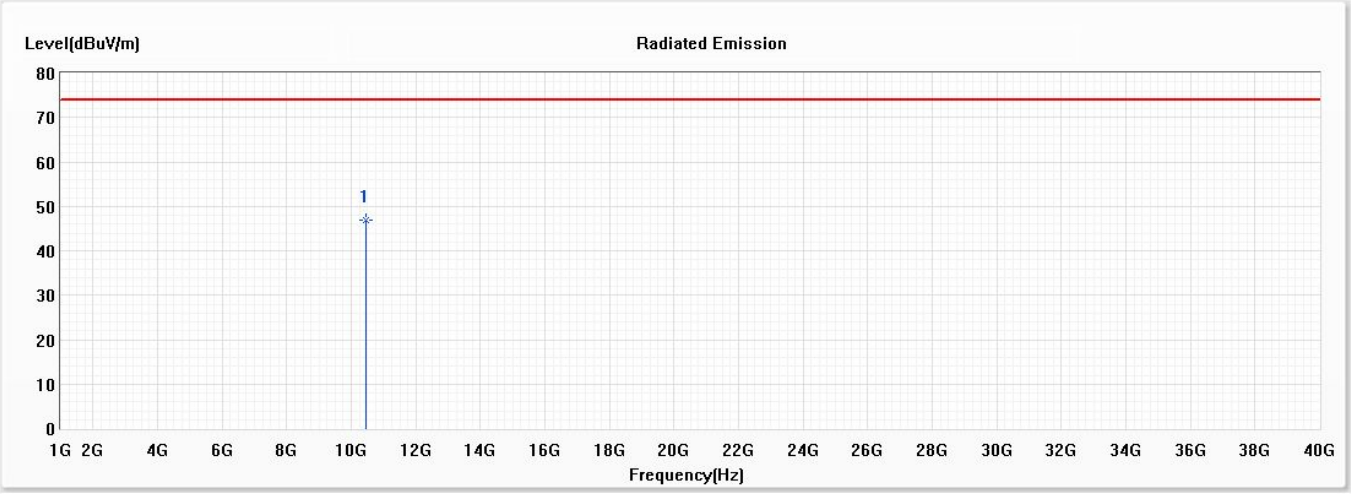

No	Frequency (MHz)	Emission Level (dBuV/m)	Limit (dBuV/m)	Margin (dB)	Reading Level (dBuV)	Correct Factor (dB)	Detector Type
* 1	10440.000	46.76	74.00	-27.24	56.85	-10.09	PK

Note:

1. All Readings below 1GHz are Quasi-Peak, above 1GHz are performed with peak and/or average measurements as necessary.
2. Emission Level = Reading Level + Correct Factor.
3. Correct Factor = Antenna factor + Cable loss –Amplifier gain.
4. The average measurement was not performed when the peak measured data under the limit of average detection.
5. The emission levels of other frequencies are very lower than the limit and not show in test report.

Product	:	Notebook Computers
Test Item	:	Harmonic Radiated Emission Data
Test Date	:	2020/12/03
Test Mode	:	Mode 23: MIMO: Transmit (802.11ax-20BW_17.2Mbps) (5220MHz)

Vertical

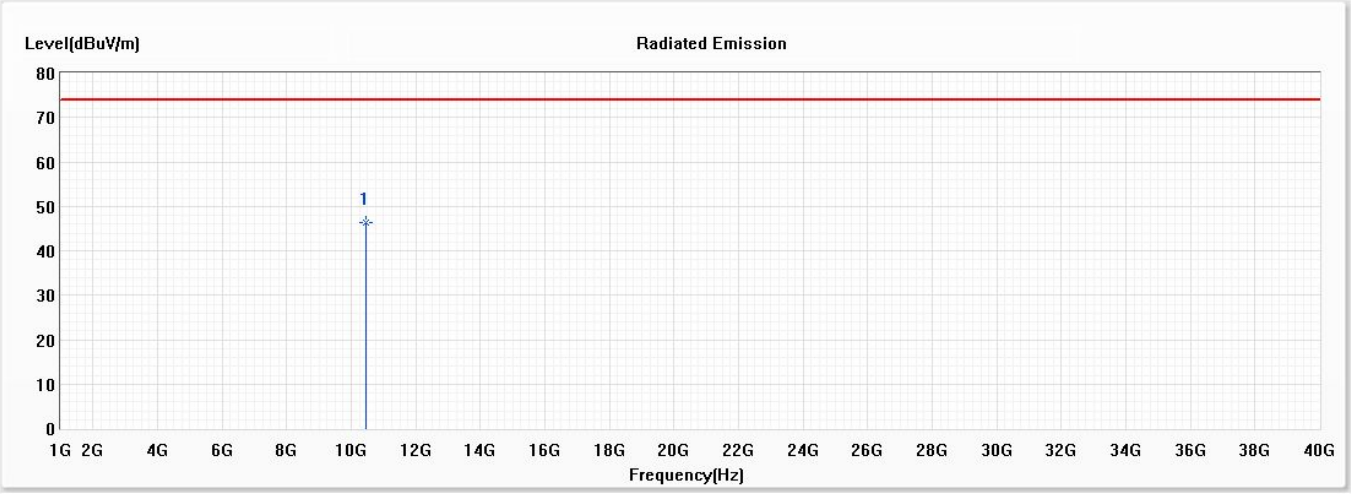

No	Frequency (MHz)	Emission Level (dBuV/m)	Limit (dBuV/m)	Margin (dB)	Reading Level (dBuV)	Correct Factor (dB)	Detector Type
* 1	10440.000	46.38	74.00	-27.62	56.47	-10.09	PK

Note:

1. All Readings below 1GHz are Quasi-Peak, above 1GHz are performed with peak and/or average measurements as necessary.
2. Emission Level = Reading Level + Correct Factor.
3. Correct Factor = Antenna factor + Cable loss –Amplifier gain.
4. The average measurement was not performed when the peak measured data under the limit of average detection.
5. The emission levels of other frequencies are very lower than the limit and not show in test report.