Product	:	Notebook Computers
Test Item	:	Harmonic Radiated Emission Data
Test Date	:	2020/12/03
Test Mode	:	Mode 23: MIMO: Transmit (802.11ax-20BW_17.2Mbps) (5240MHz)

Horizontal

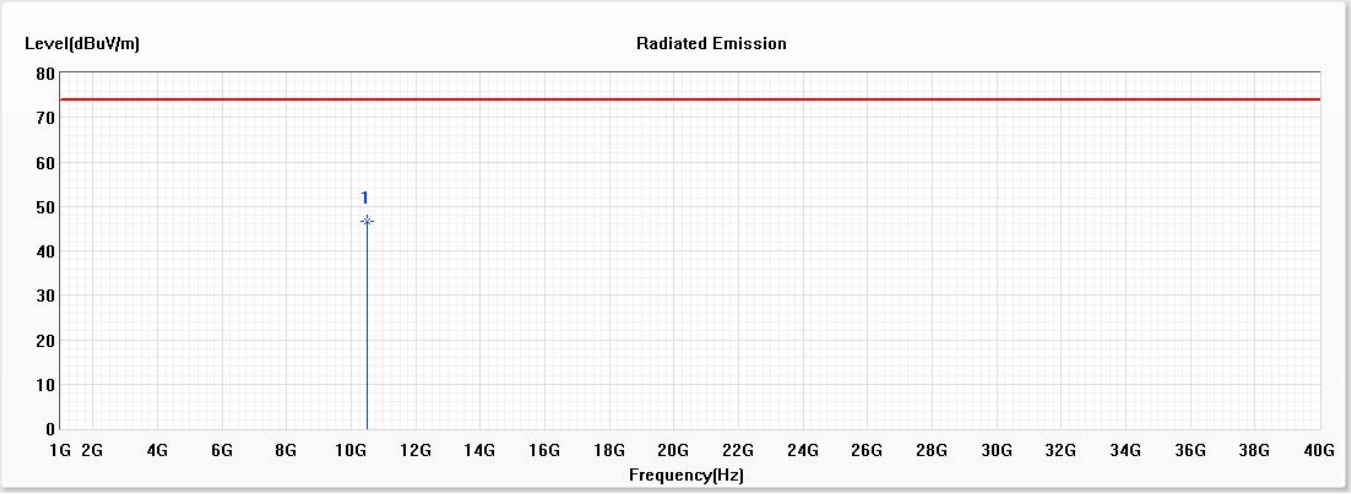

No	Frequency (MHz)	Emission Level (dBuV/m)	Limit (dBuV/m)	Margin (dB)	Reading Level (dBuV)	Correct Factor (dB)	Detector Type
* 1	10480.000	46.74	74.00	-27.26	56.66	-9.92	PK

Note:

1. All Readings below 1GHz are Quasi-Peak, above 1GHz are performed with peak and/or average measurements as necessary.
2. Emission Level = Reading Level + Correct Factor.
3. Correct Factor = Antenna factor + Cable loss –Amplifier gain.
4. The average measurement was not performed when the peak measured data under the limit of average detection.
5. The emission levels of other frequencies are very lower than the limit and not show in test report.

Product	:	Notebook Computers
Test Item	:	Harmonic Radiated Emission Data
Test Date	:	2020/12/03
Test Mode	:	Mode 23: MIMO: Transmit (802.11ax-20BW_17.2Mbps) (5240MHz)

Vertical

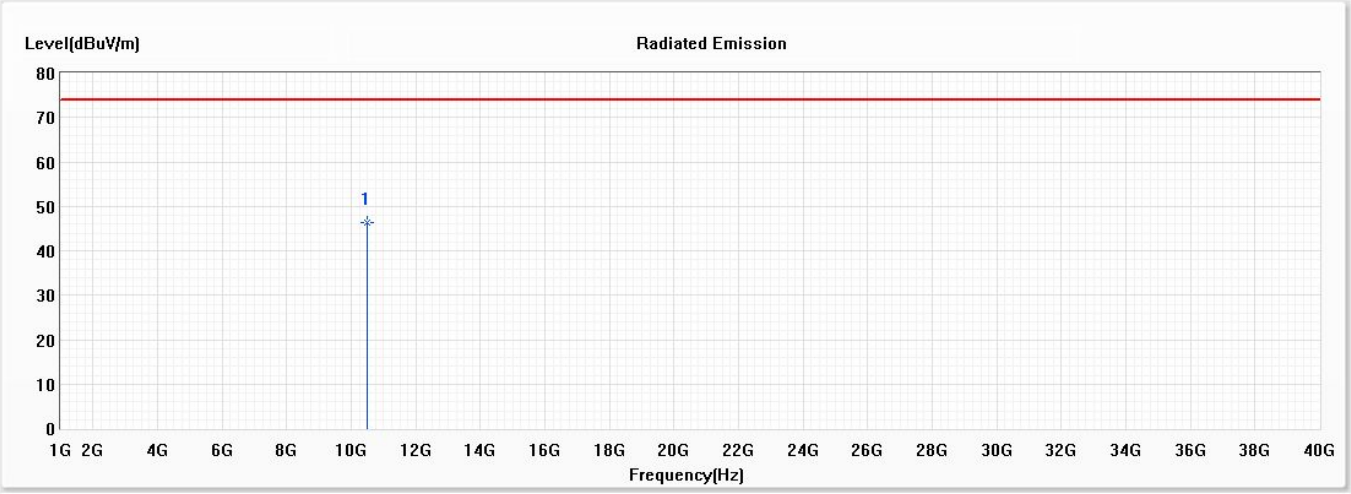

No	Frequency (MHz)	Emission Level (dBuV/m)	Limit (dBuV/m)	Margin (dB)	Reading Level (dBuV)	Correct Factor (dB)	Detector Type
* 1	10480.000	46.39	74.00	-27.61	56.31	-9.92	PK

Note:

1. All Readings below 1GHz are Quasi-Peak, above 1GHz are performed with peak and/or average measurements as necessary.
2. Emission Level = Reading Level + Correct Factor.
3. Correct Factor = Antenna factor + Cable loss –Amplifier gain.
4. The average measurement was not performed when the peak measured data under the limit of average detection.
5. The emission levels of other frequencies are very lower than the limit and not show in test report.

Product	:	Notebook Computers
Test Item	:	Harmonic Radiated Emission Data
Test Date	:	2020/12/03
Test Mode	:	Mode 23: MIMO: Transmit (802.11ax-20BW_17.2Mbps) (5260MHz)

Horizontal

Note:

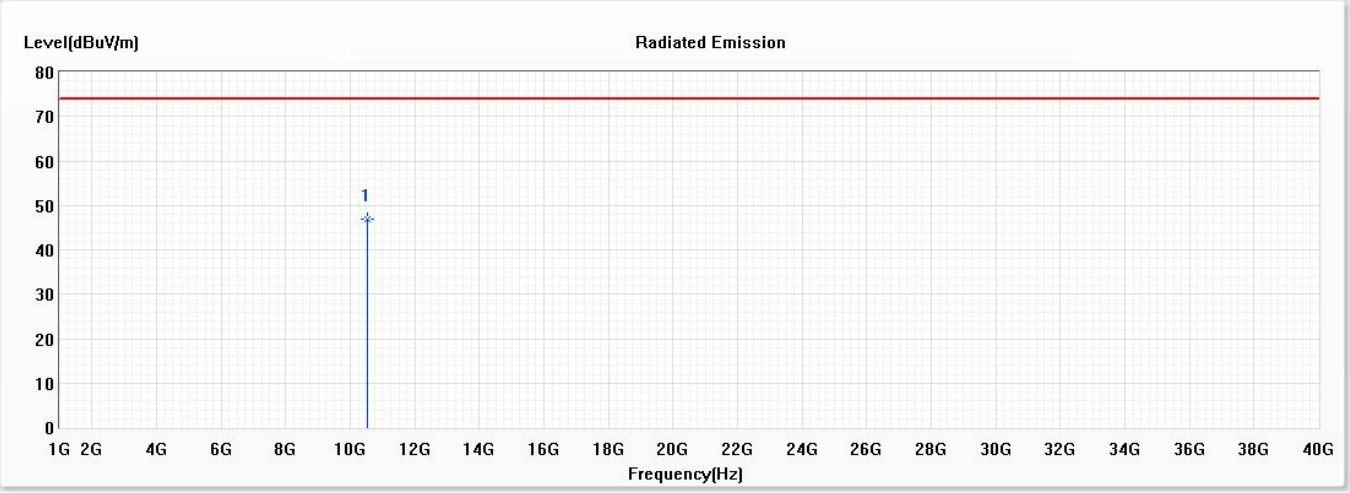

No	Frequency (MHz)	Emission Level (dBuV/m)	Limit (dBuV/m)	Margin (dB)	Reading Level (dBuV)	Correct Factor (dB)	Detector Type
* 1	10520.000	46.84	74.00	-27.16	56.74	-9.90	PK

1. All Readings below 1GHz are Quasi-Peak, above 1GHz are performed with peak and/or average measurements as necessary.
2. Emission Level = Reading Level + Correct Factor.
3. Correct Factor = Antenna factor + Cable loss –Amplifier gain.
4. The average measurement was not performed when the peak measured data under the limit of average detection.
5. The emission levels of other frequencies are very lower than the limit and not show in test report.

Product	:	Notebook Computers
Test Item	:	Harmonic Radiated Emission Data
Test Date	:	2020/12/03
Test Mode	:	Mode 23: MIMO: Transmit (802.11ax-20BW_17.2Mbps) (5260MHz)

Vertical

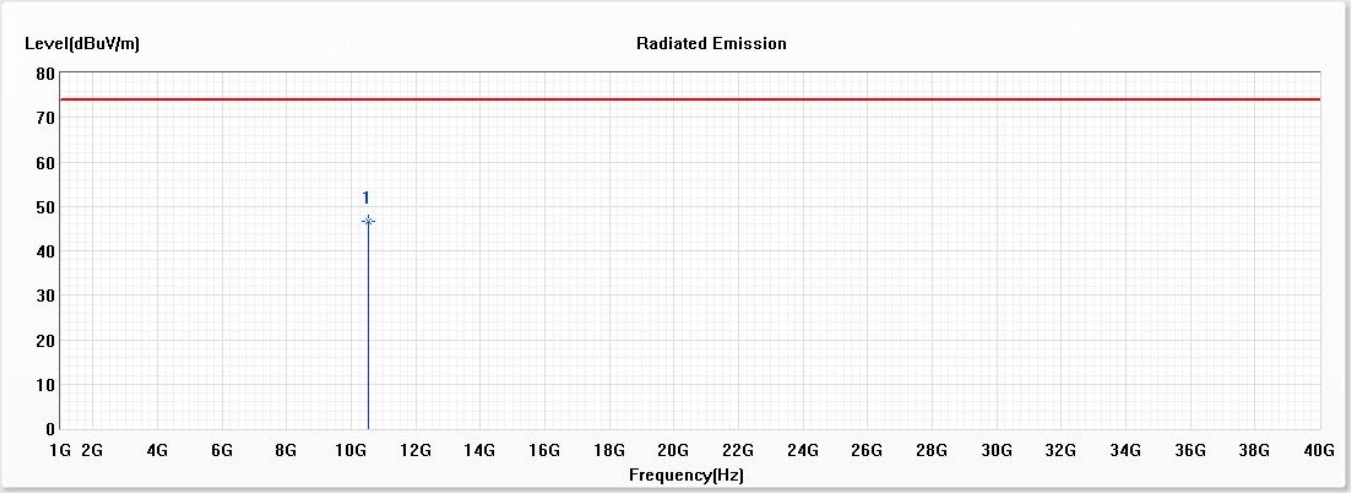

No	Frequency (MHz)	Emission Level (dBuV/m)	Limit (dBuV/m)	Margin (dB)	Reading Level (dBuV)	Correct Factor (dB)	Detector Type
* 1	10520.000	46.65	74.00	-27.35	56.55	-9.90	PK

Note:

1. All Readings below 1GHz are Quasi-Peak, above 1GHz are performed with peak and/or average measurements as necessary.
2. Emission Level = Reading Level + Correct Factor.
3. Correct Factor = Antenna factor + Cable loss –Amplifier gain.
4. The average measurement was not performed when the peak measured data under the limit of average detection.
5. The emission levels of other frequencies are very lower than the limit and not show in test report.

Product	:	Notebook Computers
Test Item	:	Harmonic Radiated Emission Data
Test Date	:	2020/12/03
Test Mode	:	Mode 23: MIMO: Transmit (802.11ax-20BW_17.2Mbps) (5300MHz)

Horizontal

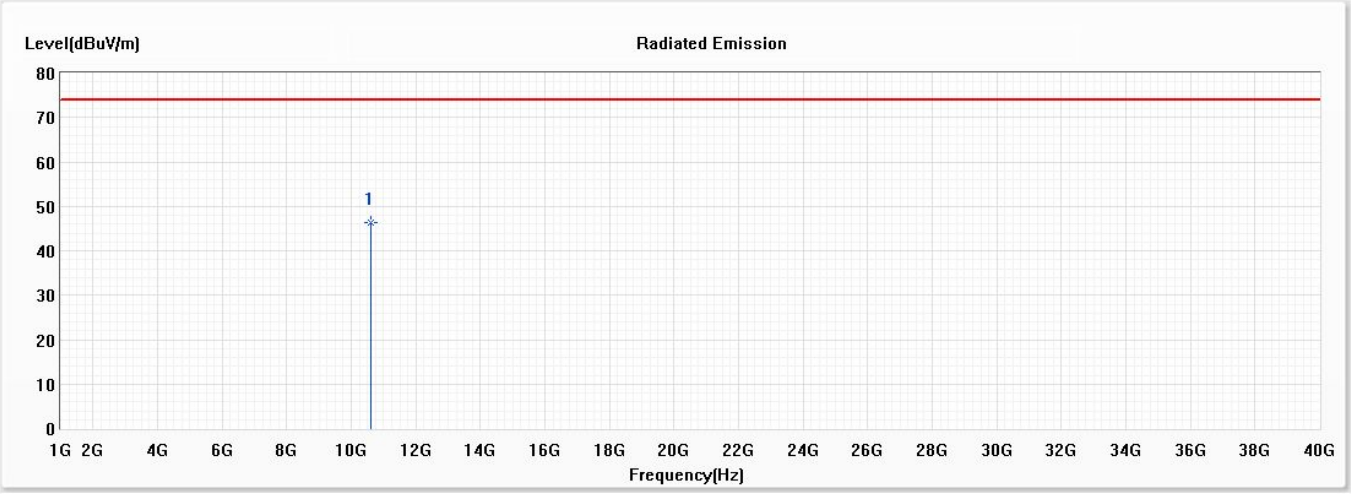

No	Frequency (MHz)	Emission Level (dBuV/m)	Limit (dBuV/m)	Margin (dB)	Reading Level (dBuV)	Correct Factor (dB)	Detector Type
* 1	10600.000	46.38	74.00	-27.62	56.18	-9.80	PK

Note:

1. All Readings below 1GHz are Quasi-Peak, above 1GHz are performed with peak and/or average measurements as necessary.
2. Emission Level = Reading Level + Correct Factor.
3. Correct Factor = Antenna factor + Cable loss –Amplifier gain.
4. The average measurement was not performed when the peak measured data under the limit of average detection.
5. The emission levels of other frequencies are very lower than the limit and not show in test report.

Product	:	Notebook Computers
Test Item	:	Harmonic Radiated Emission Data
Test Date	:	2020/12/03
Test Mode	:	Mode 23: MIMO: Transmit (802.11ax-20BW_17.2Mbps) (5300MHz)

Vertical

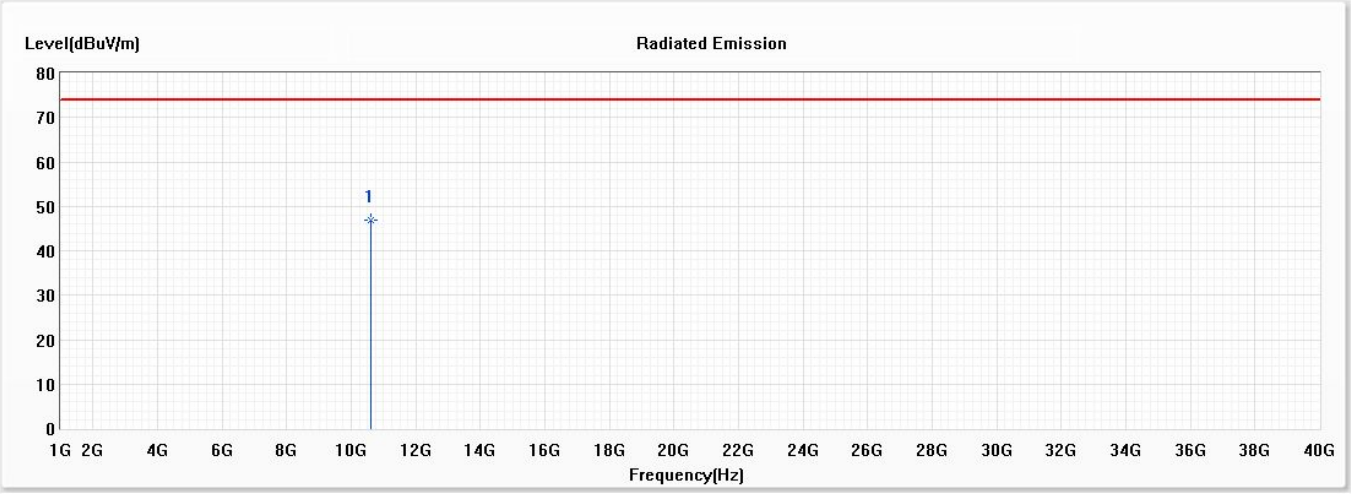

No	Frequency (MHz)	Emission Level (dBuV/m)	Limit (dBuV/m)	Margin (dB)	Reading Level (dBuV)	Correct Factor (dB)	Detector Type
* 1	10600.000	46.91	74.00	-27.09	56.71	-9.80	PK

Note:

1. All Readings below 1GHz are Quasi-Peak, above 1GHz are performed with peak and/or average measurements as necessary.
2. Emission Level = Reading Level + Correct Factor.
3. Correct Factor = Antenna factor + Cable loss –Amplifier gain.
4. The average measurement was not performed when the peak measured data under the limit of average detection.
5. The emission levels of other frequencies are very lower than the limit and not show in test report.

Product	:	Notebook Computers
Test Item	:	Harmonic Radiated Emission Data
Test Date	:	2020/12/03
Test Mode	:	Mode 23: MIMO: Transmit (802.11ax-20BW_17.2Mbps) (5320MHz)

Horizontal

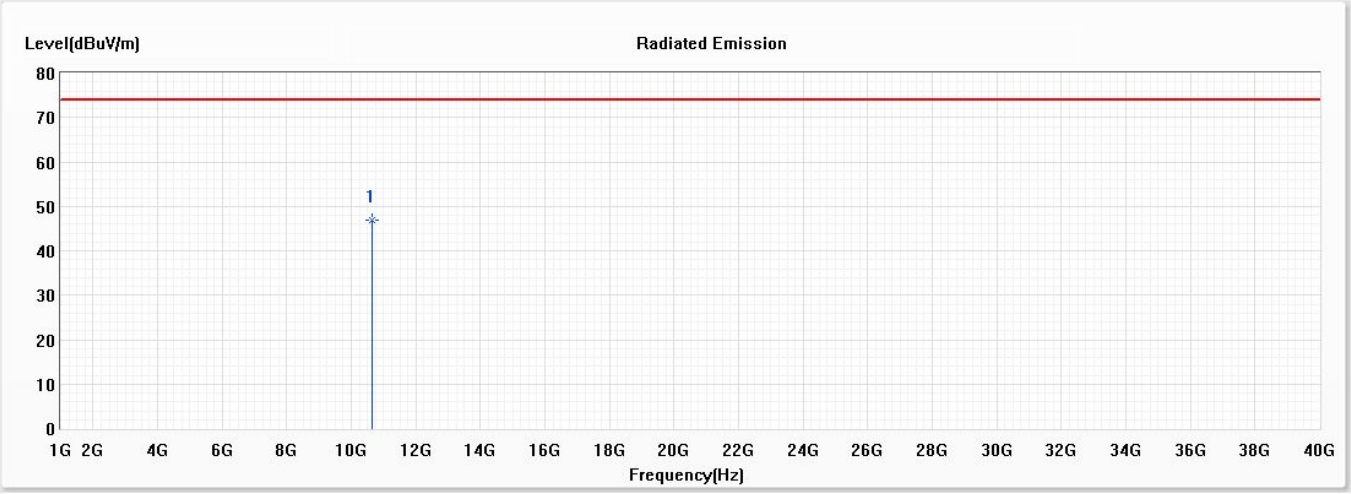

No	Frequency (MHz)	Emission Level (dBuV/m)	Limit (dBuV/m)	Margin (dB)	Reading Level (dBuV)	Correct Factor (dB)	Detector Type
* 1	10640.000	46.81	74.00	-27.19	56.54	-9.73	PK

Note:

1. All Readings below 1GHz are Quasi-Peak, above 1GHz are performed with peak and/or average measurements as necessary.
2. Emission Level = Reading Level + Correct Factor.
3. Correct Factor = Antenna factor + Cable loss –Amplifier gain.
4. The average measurement was not performed when the peak measured data under the limit of average detection.
5. The emission levels of other frequencies are very lower than the limit and not show in test report.

Product	:	Notebook Computers
Test Item	:	Harmonic Radiated Emission Data
Test Date	:	2020/12/03
Test Mode	:	Mode 23: MIMO: Transmit (802.11ax-20BW_17.2Mbps) (5320MHz)

Vertical

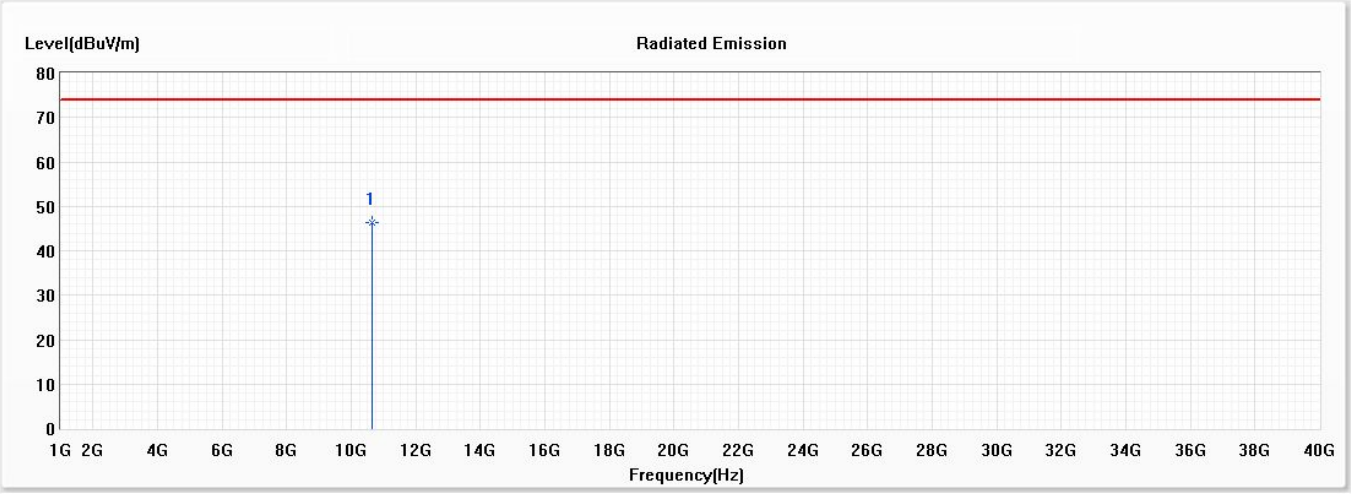

No	Frequency (MHz)	Emission Level (dBuV/m)	Limit (dBuV/m)	Margin (dB)	Reading Level (dBuV)	Correct Factor (dB)	Detector Type
* 1	10640.000	46.32	74.00	-27.68	56.05	-9.73	PK

Note:

1. All Readings below 1GHz are Quasi-Peak, above 1GHz are performed with peak and/or average measurements as necessary.
2. Emission Level = Reading Level + Correct Factor.
3. Correct Factor = Antenna factor + Cable loss –Amplifier gain.
4. The average measurement was not performed when the peak measured data under the limit of average detection.
5. The emission levels of other frequencies are very lower than the limit and not show in test report.

Product	:	Notebook Computers
Test Item	:	Harmonic Radiated Emission Data
Test Date	:	2020/12/03
Test Mode	:	Mode 23: MIMO: Transmit (802.11ax-20BW_17.2Mbps) (5500MHz)

Horizontal

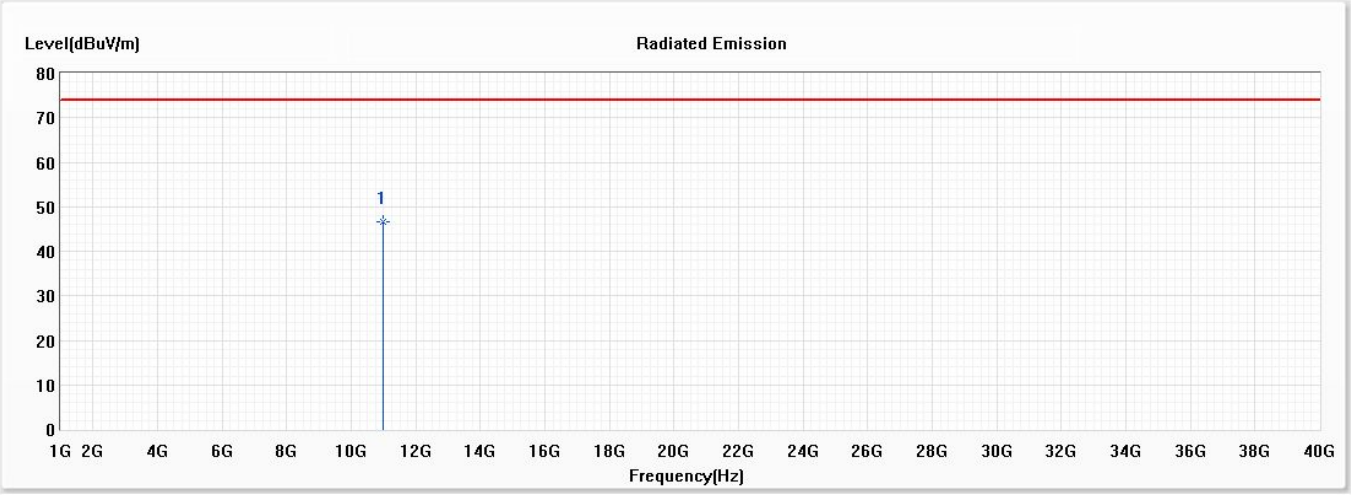

No	Frequency (MHz)	Emission Level (dBuV/m)	Limit (dBuV/m)	Margin (dB)	Reading Level (dBuV)	Correct Factor (dB)	Detector Type
* 1	11000.000	46.67	74.00	-27.33	56.00	-9.33	PK

Note:

1. All Readings below 1GHz are Quasi-Peak, above 1GHz are performed with peak and/or average measurements as necessary.
2. Emission Level = Reading Level + Correct Factor.
3. Correct Factor = Antenna factor + Cable loss –Amplifier gain.
4. The average measurement was not performed when the peak measured data under the limit of average detection.
5. The emission levels of other frequencies are very lower than the limit and not show in test report.

Product	:	Notebook Computers
Test Item	:	Harmonic Radiated Emission Data
Test Date	:	2020/12/03
Test Mode	:	Mode 23: MIMO: Transmit (802.11ax-20BW_17.2Mbps) (5500MHz)

Vertical

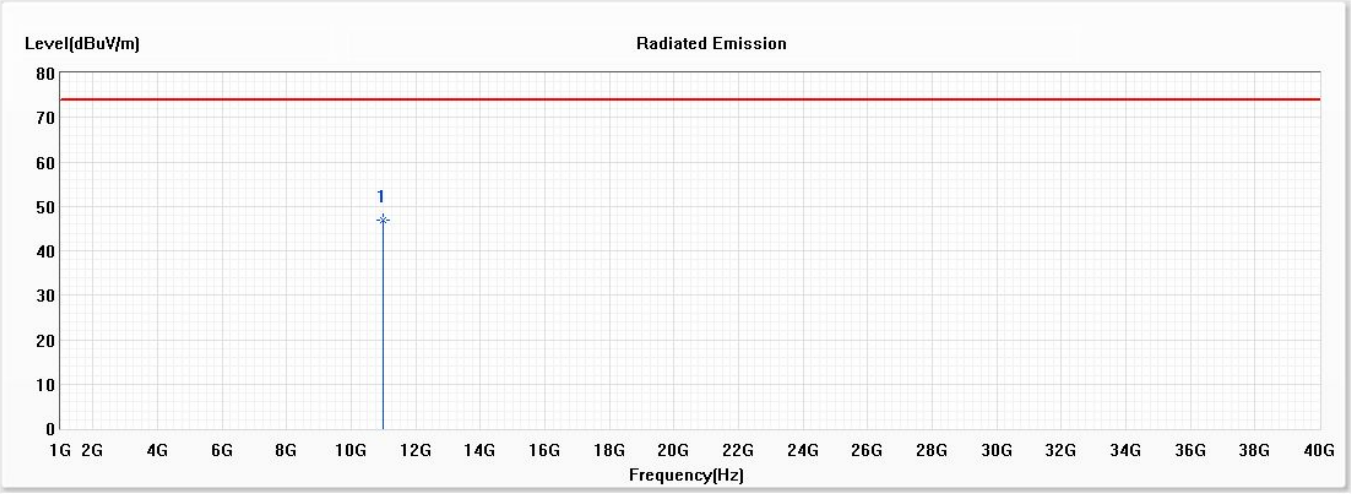

No	Frequency (MHz)	Emission Level (dBuV/m)	Limit (dBuV/m)	Margin (dB)	Reading Level (dBuV)	Correct Factor (dB)	Detector Type
* 1	11000.000	46.85	74.00	-27.15	56.18	-9.33	PK

Note:

1. All Readings below 1GHz are Quasi-Peak, above 1GHz are performed with peak and/or average measurements as necessary.
2. Emission Level = Reading Level + Correct Factor.
3. Correct Factor = Antenna factor + Cable loss –Amplifier gain.
4. The average measurement was not performed when the peak measured data under the limit of average detection.
5. The emission levels of other frequencies are very lower than the limit and not show in test report.

Product	:	Notebook Computers
Test Item	:	Harmonic Radiated Emission Data
Test Date	:	2020/12/03
Test Mode	:	Mode 23: MIMO: Transmit (802.11ax-20BW_17.2Mbps) (5580MHz)

Horizontal

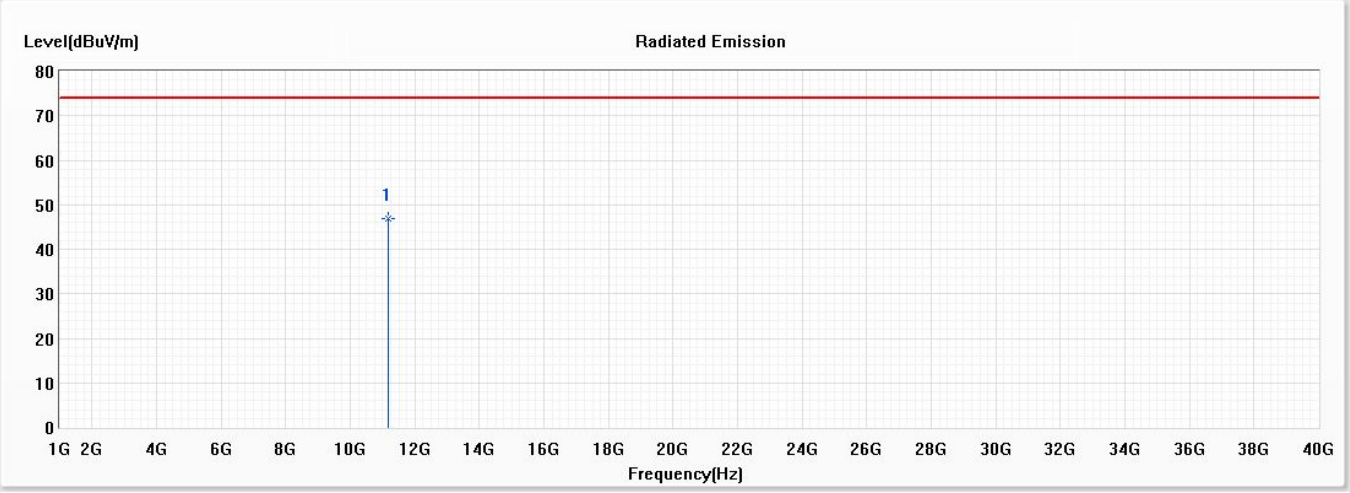

No	Frequency (MHz)	Emission Level (dBuV/m)	Limit (dBuV/m)	Margin (dB)	Reading Level (dBuV)	Correct Factor (dB)	Detector Type
* 1	11160.000	46.94	74.00	-27.06	55.99	-9.05	PK

Note:

1. All Readings below 1GHz are Quasi-Peak, above 1GHz are performed with peak and/or average measurements as necessary.
2. Emission Level = Reading Level + Correct Factor.
3. Correct Factor = Antenna factor + Cable loss –Amplifier gain.
4. The average measurement was not performed when the peak measured data under the limit of average detection.
5. The emission levels of other frequencies are very lower than the limit and not show in test report.

Product	:	Notebook Computers
Test Item	:	Harmonic Radiated Emission Data
Test Date	:	2020/12/03
Test Mode	:	Mode 23: MIMO: Transmit (802.11ax-20BW_17.2Mbps) (5580MHz)

Vertical

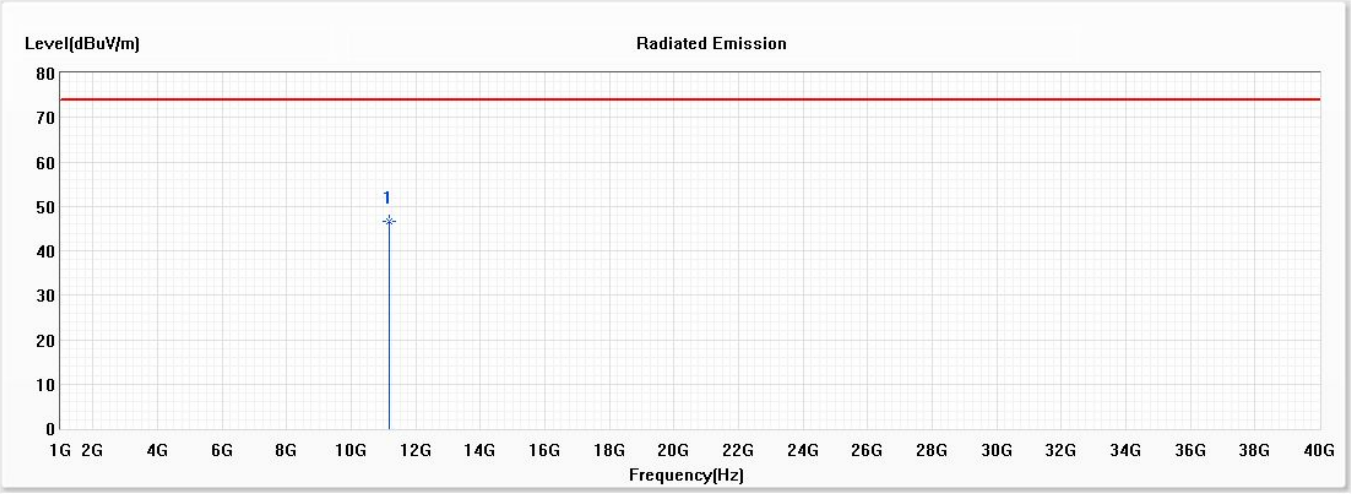

No	Frequency (MHz)	Emission Level (dBuV/m)	Limit (dBuV/m)	Margin (dB)	Reading Level (dBuV)	Correct Factor (dB)	Detector Type
* 1	11160.000	46.64	74.00	-27.36	55.69	-9.05	PK

Note:

1. All Readings below 1GHz are Quasi-Peak, above 1GHz are performed with peak and/or average measurements as necessary.
2. Emission Level = Reading Level + Correct Factor.
3. Correct Factor = Antenna factor + Cable loss –Amplifier gain.
4. The average measurement was not performed when the peak measured data under the limit of average detection.
5. The emission levels of other frequencies are very lower than the limit and not show in test report.

Product	:	Notebook Computers
Test Item	:	Harmonic Radiated Emission Data
Test Date	:	2020/12/03
Test Mode	:	Mode 23: MIMO: Transmit (802.11ax-20BW_17.2Mbps) (5700MHz)

Horizontal

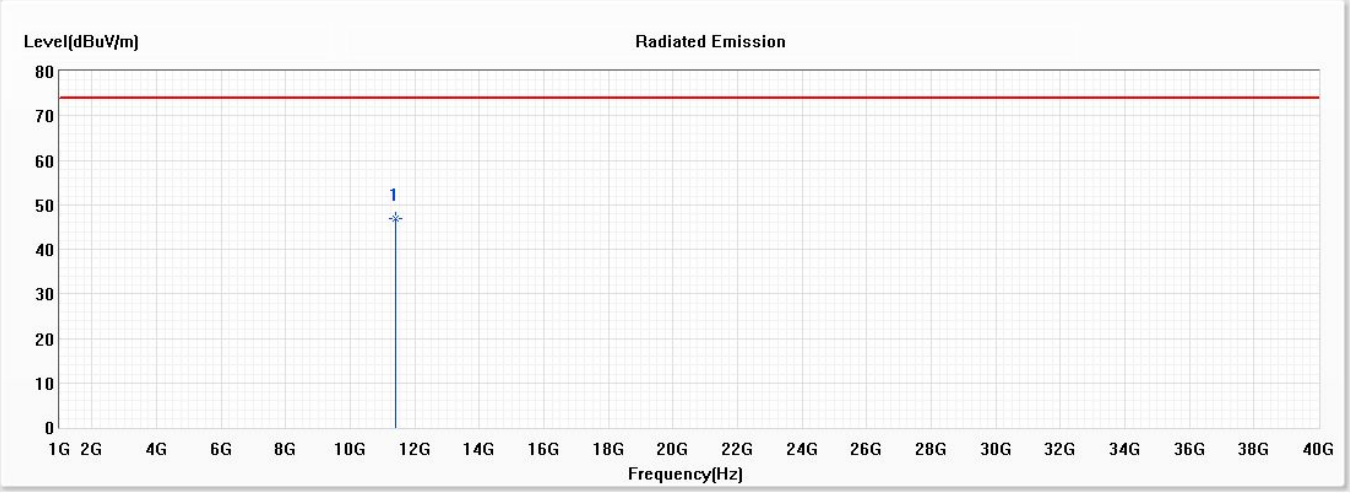

No	Frequency (MHz)	Emission Level (dBuV/m)	Limit (dBuV/m)	Margin (dB)	Reading Level (dBuV)	Correct Factor (dB)	Detector Type
* 1	11400.000	46.77	74.00	-27.23	55.60	-8.83	PK

Note:

1. All Readings below 1GHz are Quasi-Peak, above 1GHz are performed with peak and/or average measurements as necessary.
2. Emission Level = Reading Level + Correct Factor.
3. Correct Factor = Antenna factor + Cable loss –Amplifier gain.
4. The average measurement was not performed when the peak measured data under the limit of average detection.
5. The emission levels of other frequencies are very lower than the limit and not show in test report.

Product	:	Notebook Computers
Test Item	:	Harmonic Radiated Emission Data
Test Date	:	2020/12/03
Test Mode	:	Mode 23: MIMO: Transmit (802.11ax-20BW_17.2Mbps) (5700MHz)

Vertical

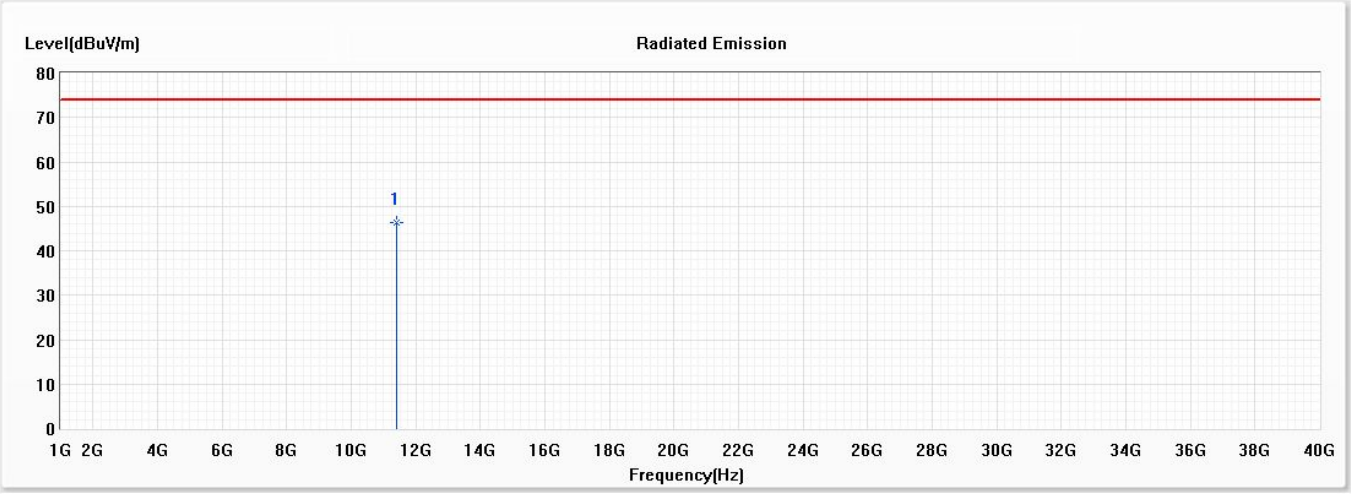

No	Frequency (MHz)	Emission Level (dBuV/m)	Limit (dBuV/m)	Margin (dB)	Reading Level (dBuV)	Correct Factor (dB)	Detector Type
* 1	11400.000	46.35	74.00	-27.65	55.18	-8.83	PK

Note:

1. All Readings below 1GHz are Quasi-Peak, above 1GHz are performed with peak and/or average measurements as necessary.
2. Emission Level = Reading Level + Correct Factor.
3. Correct Factor = Antenna factor + Cable loss –Amplifier gain.
4. The average measurement was not performed when the peak measured data under the limit of average detection.
5. The emission levels of other frequencies are very lower than the limit and not show in test report.

Product	:	Notebook Computers
Test Item	:	Harmonic Radiated Emission Data
Test Date	:	2020/12/03
Test Mode	:	Mode 23: MIMO: Transmit (802.11ax-20BW_17.2Mbps) (5720MHz)

Horizontal

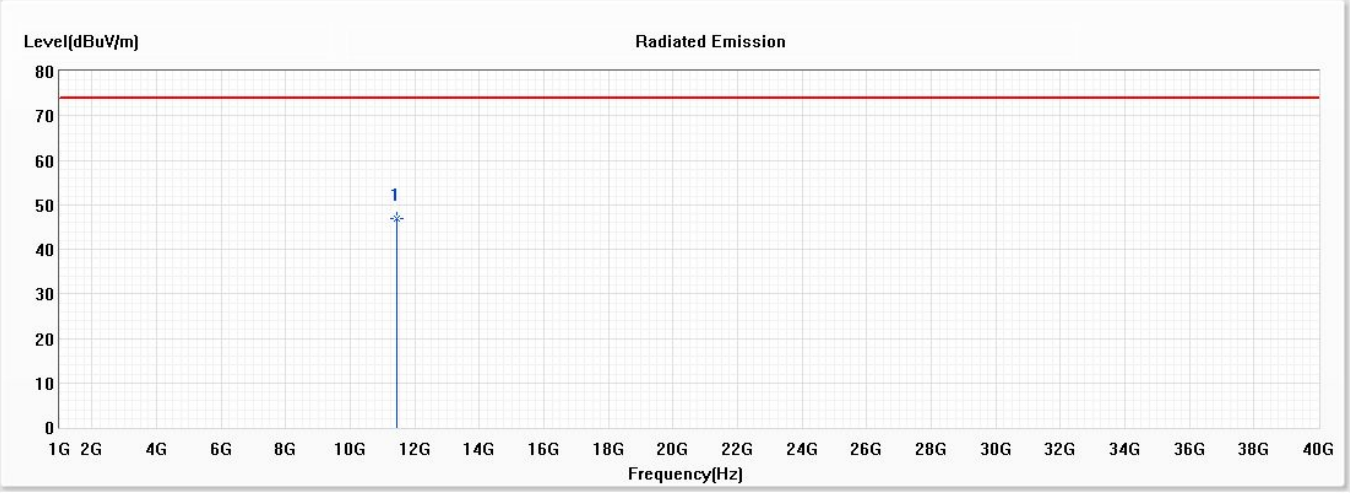

No	Frequency (MHz)	Emission Level (dBuV/m)	Limit (dBuV/m)	Margin (dB)	Reading Level (dBuV)	Correct Factor (dB)	Detector Type
* 1	11440.000	46.95	74.00	-27.05	55.77	-8.82	PK

Note:

1. All Readings below 1GHz are Quasi-Peak, above 1GHz are performed with peak and/or average measurements as necessary.
2. Emission Level = Reading Level + Correct Factor.
3. Correct Factor = Antenna factor + Cable loss –Amplifier gain.
4. The average measurement was not performed when the peak measured data under the limit of average detection.
5. The emission levels of other frequencies are very lower than the limit and not show in test report.

Product	:	Notebook Computers
Test Item	:	Harmonic Radiated Emission Data
Test Date	:	2020/12/03
Test Mode	:	Mode 23: MIMO: Transmit (802.11ax-20BW_17.2Mbps) (5720MHz)

Vertical

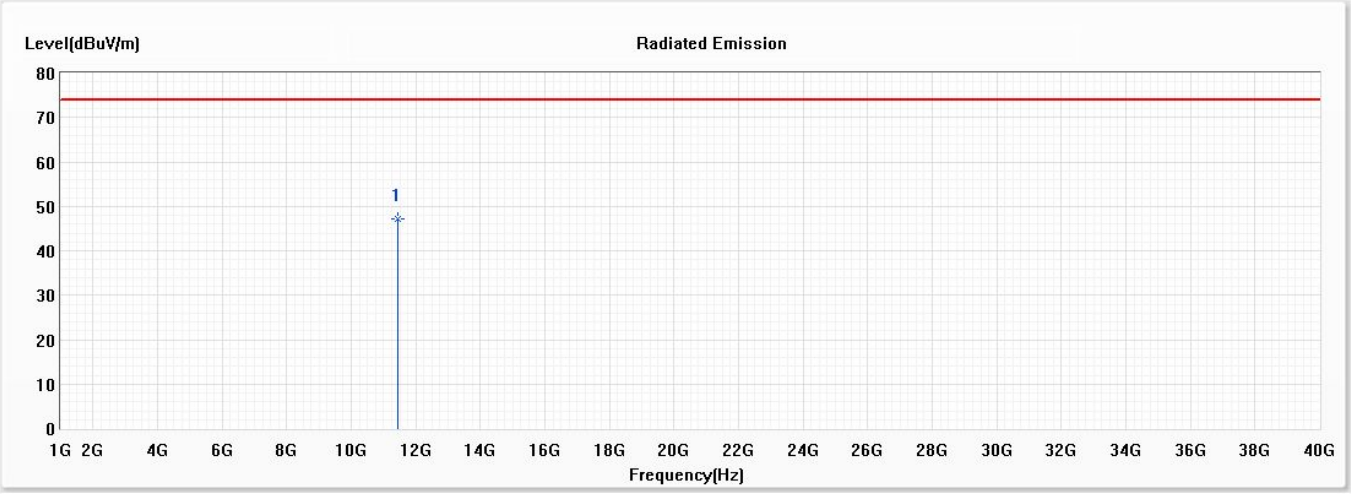

No	Frequency (MHz)	Emission Level (dBuV/m)	Limit (dBuV/m)	Margin (dB)	Reading Level (dBuV)	Correct Factor (dB)	Detector Type
* 1	11440.000	47.11	74.00	-26.89	55.93	-8.82	PK

Note:

1. All Readings below 1GHz are Quasi-Peak, above 1GHz are performed with peak and/or average measurements as necessary.
2. Emission Level = Reading Level + Correct Factor.
3. Correct Factor = Antenna factor + Cable loss –Amplifier gain.
4. The average measurement was not performed when the peak measured data under the limit of average detection.
5. The emission levels of other frequencies are very lower than the limit and not show in test report.

Product	:	Notebook Computers
Test Item	:	Harmonic Radiated Emission Data
Test Date	:	2020/12/03
Test Mode	:	Mode 23: MIMO: Transmit (802.11ax-20BW_17.2Mbps) (5745MHz)

Horizontal

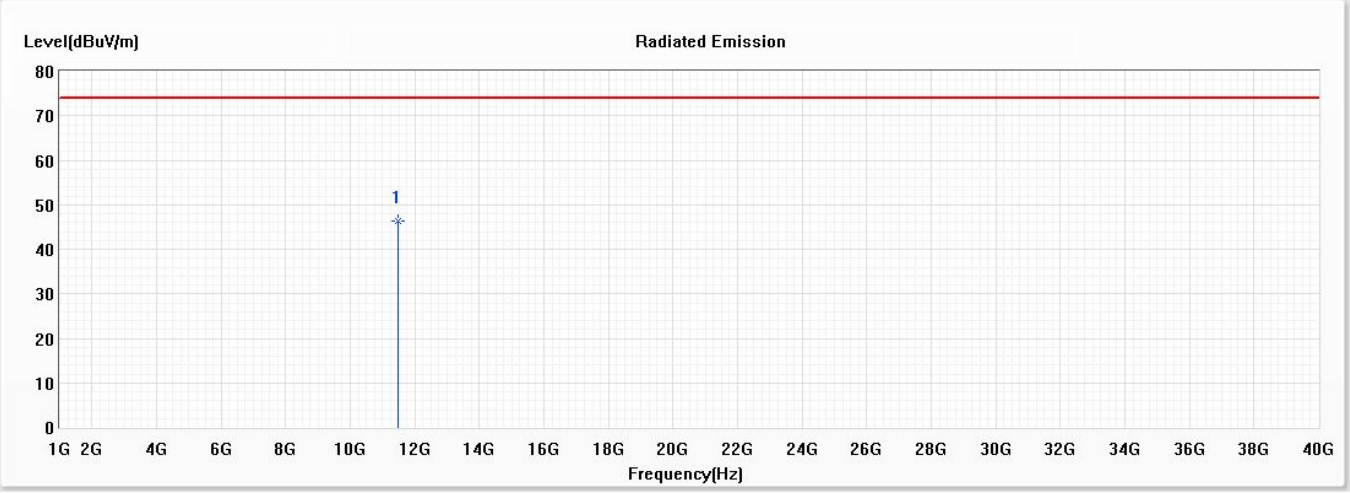

No	Frequency (MHz)	Emission Level (dBuV/m)	Limit (dBuV/m)	Margin (dB)	Reading Level (dBuV)	Correct Factor (dB)	Detector Type
* 1	11490.000	46.44	74.00	-27.56	55.16	-8.72	PK

Note:

1. All Readings below 1GHz are Quasi-Peak, above 1GHz are performed with peak and/or average measurements as necessary.
2. Emission Level = Reading Level + Correct Factor.
3. Correct Factor = Antenna factor + Cable loss –Amplifier gain.
4. The average measurement was not performed when the peak measured data under the limit of average detection.
5. The emission levels of other frequencies are very lower than the limit and not show in test report.

Product	:	Notebook Computers
Test Item	:	Harmonic Radiated Emission Data
Test Date	:	2020/12/03
Test Mode	:	Mode 23: MIMO: Transmit (802.11ax-20BW_17.2Mbps) (5745MHz)

Vertical

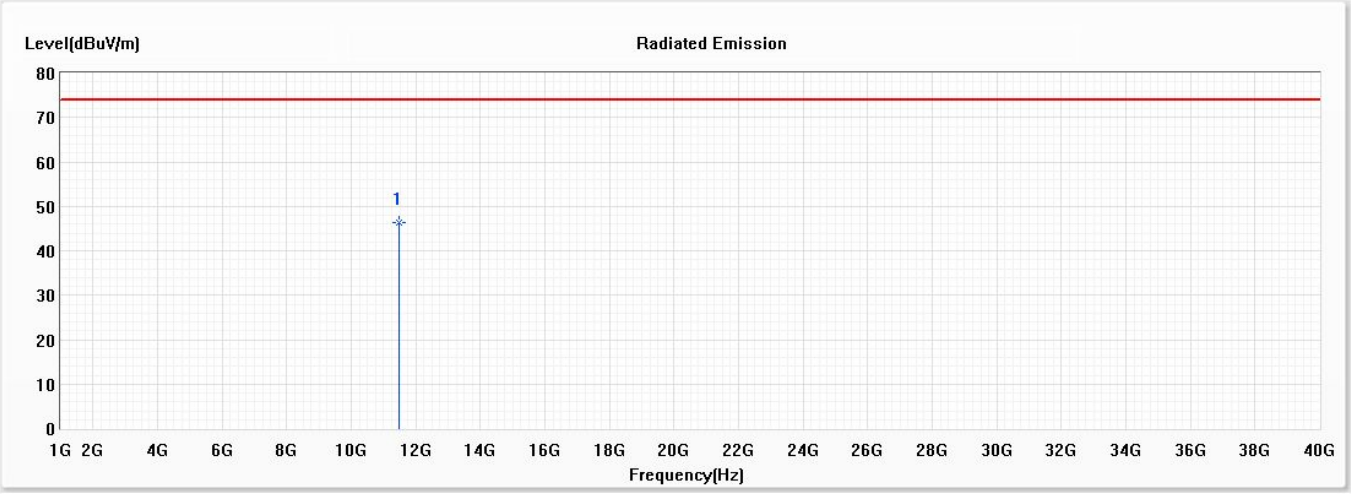

No	Frequency (MHz)	Emission Level (dBuV/m)	Limit (dBuV/m)	Margin (dB)	Reading Level (dBuV)	Correct Factor (dB)	Detector Type
* 1	11490.000	46.31	74.00	-27.69	55.03	-8.72	PK

Note:

1. All Readings below 1GHz are Quasi-Peak, above 1GHz are performed with peak and/or average measurements as necessary.
2. Emission Level = Reading Level + Correct Factor.
3. Correct Factor = Antenna factor + Cable loss –Amplifier gain.
4. The average measurement was not performed when the peak measured data under the limit of average detection.
5. The emission levels of other frequencies are very lower than the limit and not show in test report.

Product	:	Notebook Computers
Test Item	:	Harmonic Radiated Emission Data
Test Date	:	2020/12/03
Test Mode	:	Mode 23: MIMO: Transmit (802.11ax-20BW_17.2Mbps) (5785MHz)

Horizontal

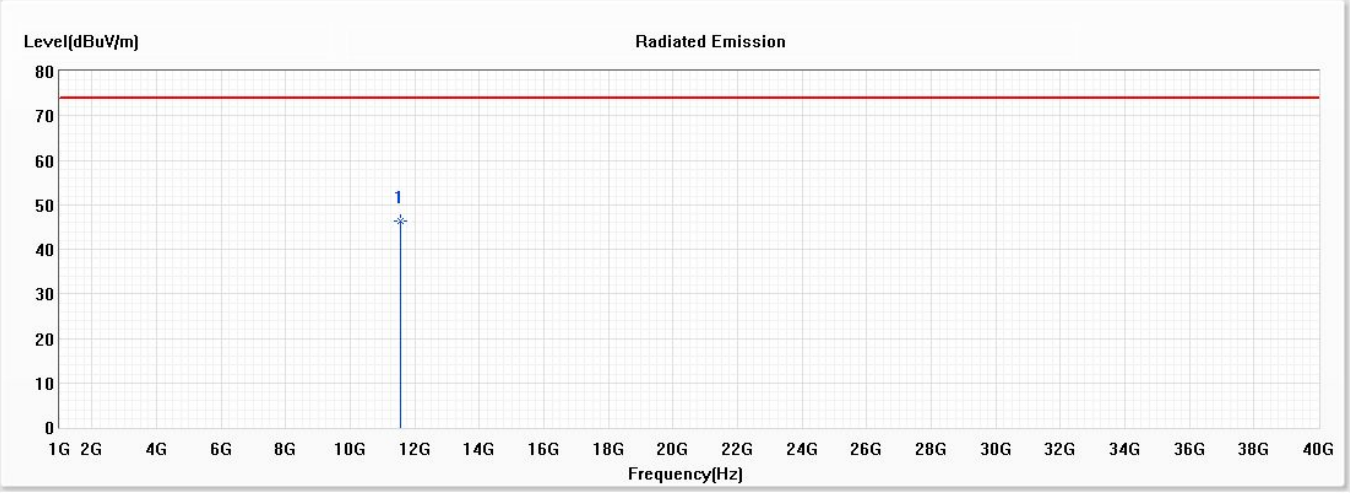

No	Frequency (MHz)	Emission Level (dBuV/m)	Limit (dBuV/m)	Margin (dB)	Reading Level (dBuV)	Correct Factor (dB)	Detector Type
* 1	11570.000	46.31	74.00	-27.69	54.87	-8.56	PK

Note:

1. All Readings below 1GHz are Quasi-Peak, above 1GHz are performed with peak and/or average measurements as necessary.
2. Emission Level = Reading Level + Correct Factor.
3. Correct Factor = Antenna factor + Cable loss –Amplifier gain.
4. The average measurement was not performed when the peak measured data under the limit of average detection.
5. The emission levels of other frequencies are very lower than the limit and not show in test report.

Product	:	Notebook Computers
Test Item	:	Harmonic Radiated Emission Data
Test Date	:	2020/12/03
Test Mode	:	Mode 23: MIMO: Transmit (802.11ax-20BW_17.2Mbps) (5785MHz)

Vertical

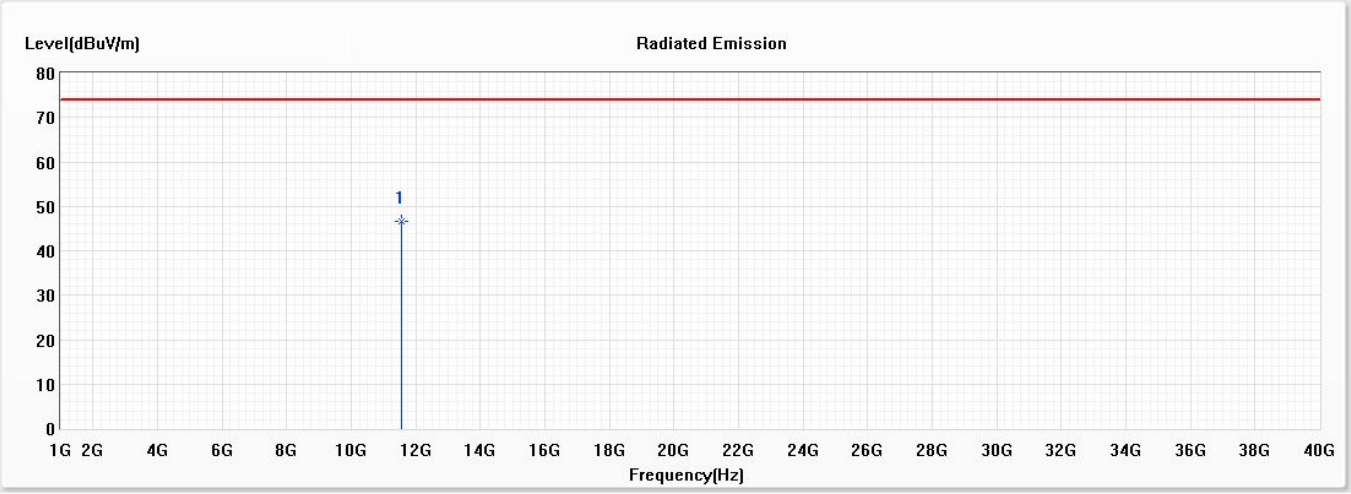

No	Frequency (MHz)	Emission Level (dBuV/m)	Limit (dBuV/m)	Margin (dB)	Reading Level (dBuV)	Correct Factor (dB)	Detector Type
* 1	11570.000	46.58	74.00	-27.42	55.14	-8.56	PK

Note:

1. All Readings below 1GHz are Quasi-Peak, above 1GHz are performed with peak and/or average measurements as necessary.
2. Emission Level = Reading Level + Correct Factor.
3. Correct Factor = Antenna factor + Cable loss –Amplifier gain.
4. The average measurement was not performed when the peak measured data under the limit of average detection.
5. The emission levels of other frequencies are very lower than the limit and not show in test report.

Product	:	Notebook Computers
Test Item	:	Harmonic Radiated Emission Data
Test Date	:	2020/12/03
Test Mode	:	Mode 23: MIMO: Transmit (802.11ax-20BW_17.2Mbps) (5825MHz)

Horizontal

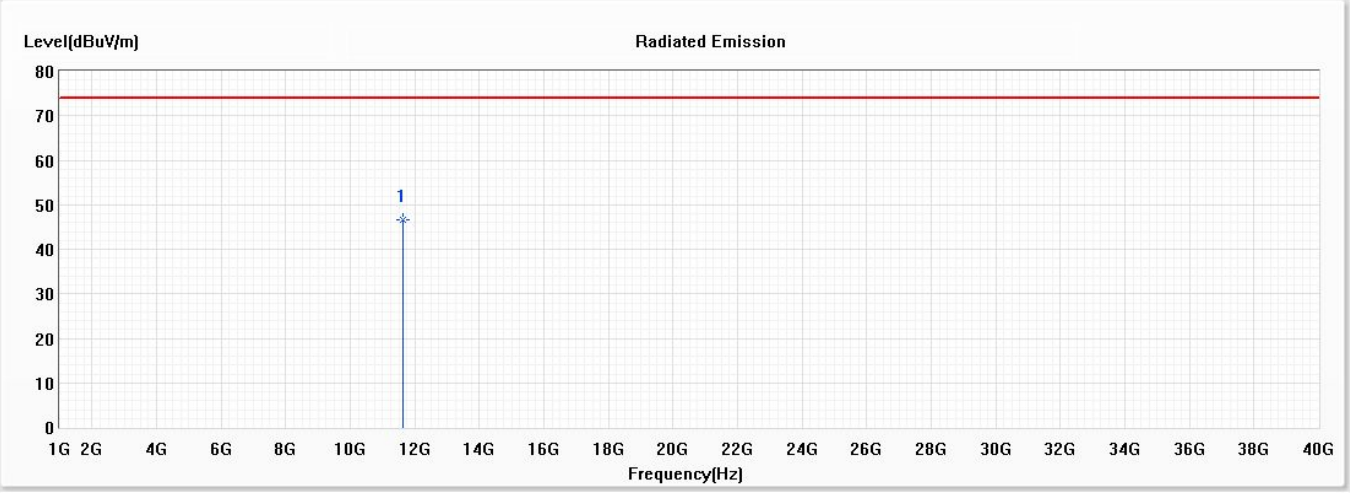

No	Frequency (MHz)	Emission Level (dBuV/m)	Limit (dBuV/m)	Margin (dB)	Reading Level (dBuV)	Correct Factor (dB)	Detector Type
* 1	11650.000	46.75	74.00	-27.25	55.15	-8.40	PK

Note:

1. All Readings below 1GHz are Quasi-Peak, above 1GHz are performed with peak and/or average measurements as necessary.
2. Emission Level = Reading Level + Correct Factor.
3. Correct Factor = Antenna factor + Cable loss –Amplifier gain.
4. The average measurement was not performed when the peak measured data under the limit of average detection.
5. The emission levels of other frequencies are very lower than the limit and not show in test report.

Product	:	Notebook Computers
Test Item	:	Harmonic Radiated Emission Data
Test Date	:	2020/12/03
Test Mode	:	Mode 23: MIMO: Transmit (802.11ax-20BW_17.2Mbps) (5825MHz)

Vertical

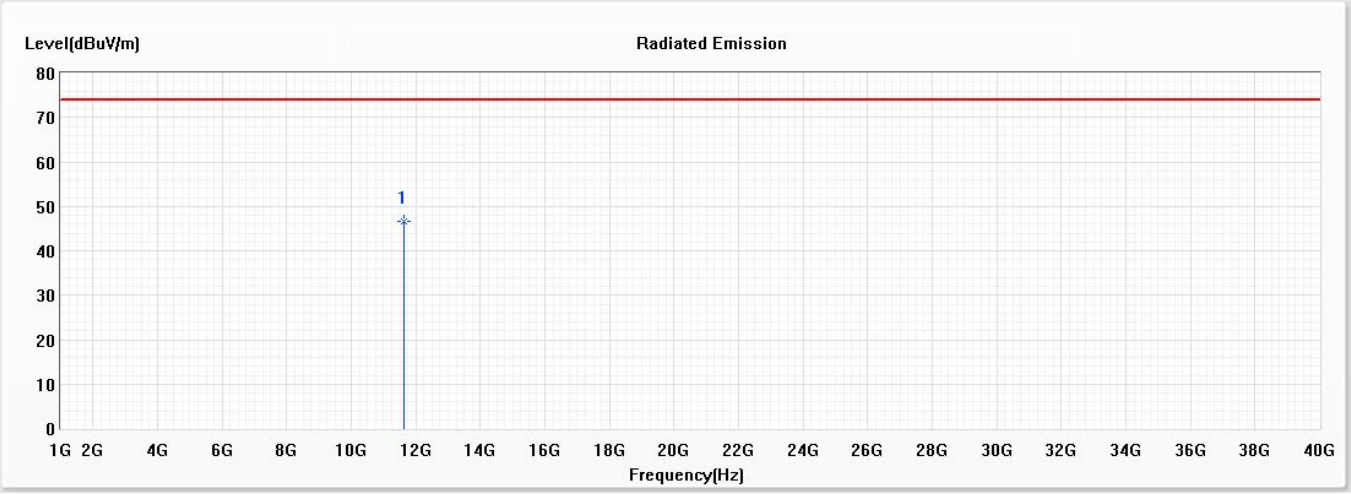

No	Frequency (MHz)	Emission Level (dBuV/m)	Limit (dBuV/m)	Margin (dB)	Reading Level (dBuV)	Correct Factor (dB)	Detector Type
* 1	11650.000	46.58	74.00	-27.42	54.98	-8.40	PK

Note:

1. All Readings below 1GHz are Quasi-Peak, above 1GHz are performed with peak and/or average measurements as necessary.
2. Emission Level = Reading Level + Correct Factor.
3. Correct Factor = Antenna factor + Cable loss –Amplifier gain.
4. The average measurement was not performed when the peak measured data under the limit of average detection.
5. The emission levels of other frequencies are very lower than the limit and not show in test report.

Product	:	Notebook Computers
Test Item	:	Harmonic Radiated Emission Data
Test Date	:	2020/12/03
Test Mode	:	Mode 24: MIMO: Transmit (802.11ax-40BW_34.4Mbps) (5190MHz)

Horizontal

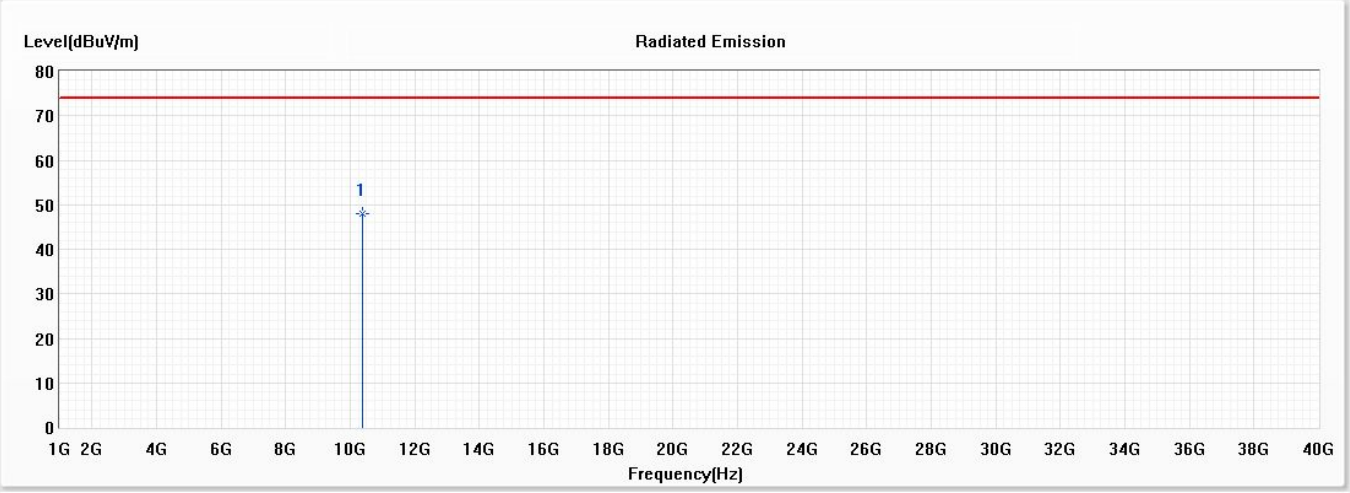

No	Frequency (MHz)	Emission Level (dBuV/m)	Limit (dBuV/m)	Margin (dB)	Reading Level (dBuV)	Correct Factor (dB)	Detector Type
* 1	10380.000	47.94	74.00	-26.06	58.13	-10.19	PK

Note:

1. All Readings below 1GHz are Quasi-Peak, above 1GHz are performed with peak and/or average measurements as necessary.
2. Emission Level = Reading Level + Correct Factor.
3. Correct Factor = Antenna factor + Cable loss –Amplifier gain.
4. The average measurement was not performed when the peak measured data under the limit of average detection.
5. The emission levels of other frequencies are very lower than the limit and not show in test report.

Product	:	Notebook Computers
Test Item	:	Harmonic Radiated Emission Data
Test Date	:	2020/12/03
Test Mode	:	Mode 24: MIMO: Transmit (802.11ax-40BW_34.4Mbps) (5190MHz)

Vertical

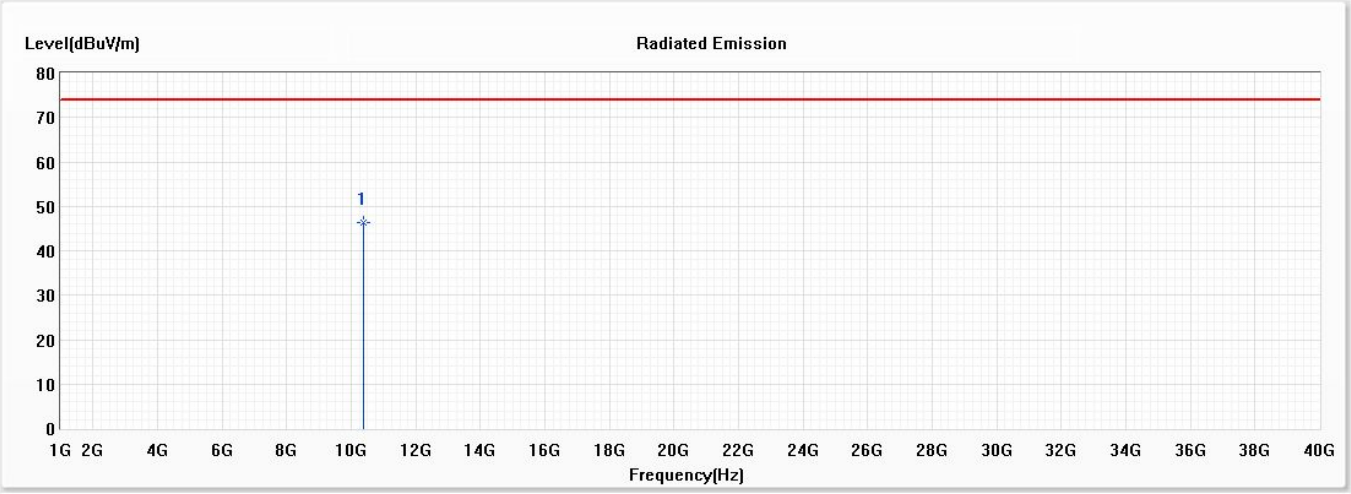

No	Frequency (MHz)	Emission Level (dBuV/m)	Limit (dBuV/m)	Margin (dB)	Reading Level (dBuV)	Correct Factor (dB)	Detector Type
* 1	10380.000	46.37	74.00	-27.63	56.56	-10.19	PK

Note:

1. All Readings below 1GHz are Quasi-Peak, above 1GHz are performed with peak and/or average measurements as necessary.
2. Emission Level = Reading Level + Correct Factor.
3. Correct Factor = Antenna factor + Cable loss –Amplifier gain.
4. The average measurement was not performed when the peak measured data under the limit of average detection.
5. The emission levels of other frequencies are very lower than the limit and not show in test report.

Product	:	Notebook Computers
Test Item	:	Harmonic Radiated Emission Data
Test Date	:	2020/12/03
Test Mode	:	Mode 24: MIMO: Transmit (802.11ax-40BW_34.4Mbps) (5230MHz)

Horizontal

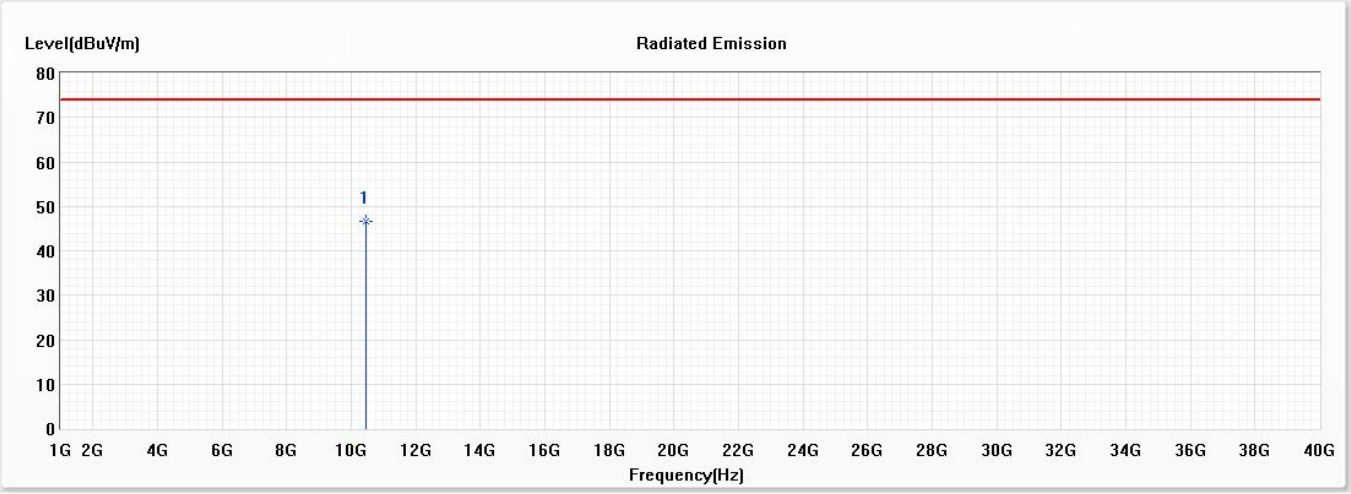

No	Frequency (MHz)	Emission Level (dBuV/m)	Limit (dBuV/m)	Margin (dB)	Reading Level (dBuV)	Correct Factor (dB)	Detector Type
* 1	10460.000	46.67	74.00	-27.33	56.67	-10.00	PK

Note:

1. All Readings below 1GHz are Quasi-Peak, above 1GHz are performed with peak and/or average measurements as necessary.
2. Emission Level = Reading Level + Correct Factor.
3. Correct Factor = Antenna factor + Cable loss –Amplifier gain.
4. The average measurement was not performed when the peak measured data under the limit of average detection.
5. The emission levels of other frequencies are very lower than the limit and not show in test report.

Product	:	Notebook Computers
Test Item	:	Harmonic Radiated Emission Data
Test Date	:	2020/12/03
Test Mode	:	Mode 24: MIMO: Transmit (802.11ax-40BW_34.4Mbps) (5230MHz)

Vertical

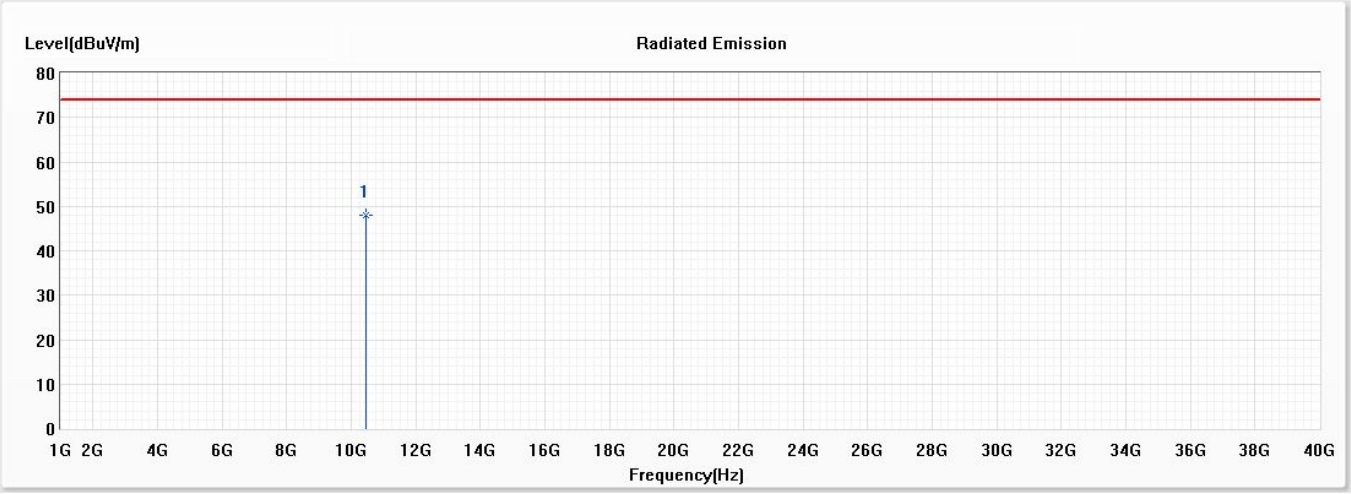

No	Frequency (MHz)	Emission Level (dBuV/m)	Limit (dBuV/m)	Margin (dB)	Reading Level (dBuV)	Correct Factor (dB)	Detector Type
* 1	10460.000	48.11	74.00	-25.89	58.11	-10.00	PK

Note:

1. All Readings below 1GHz are Quasi-Peak, above 1GHz are performed with peak and/or average measurements as necessary.
2. Emission Level = Reading Level + Correct Factor.
3. Correct Factor = Antenna factor + Cable loss –Amplifier gain.
4. The average measurement was not performed when the peak measured data under the limit of average detection.
5. The emission levels of other frequencies are very lower than the limit and not show in test report.

Product	:	Notebook Computers
Test Item	:	Harmonic Radiated Emission Data
Test Date	:	2020/12/03
Test Mode	:	Mode 24: MIMO: Transmit (802.11ax-40BW_34.4Mbps) (5270MHz)

Horizontal

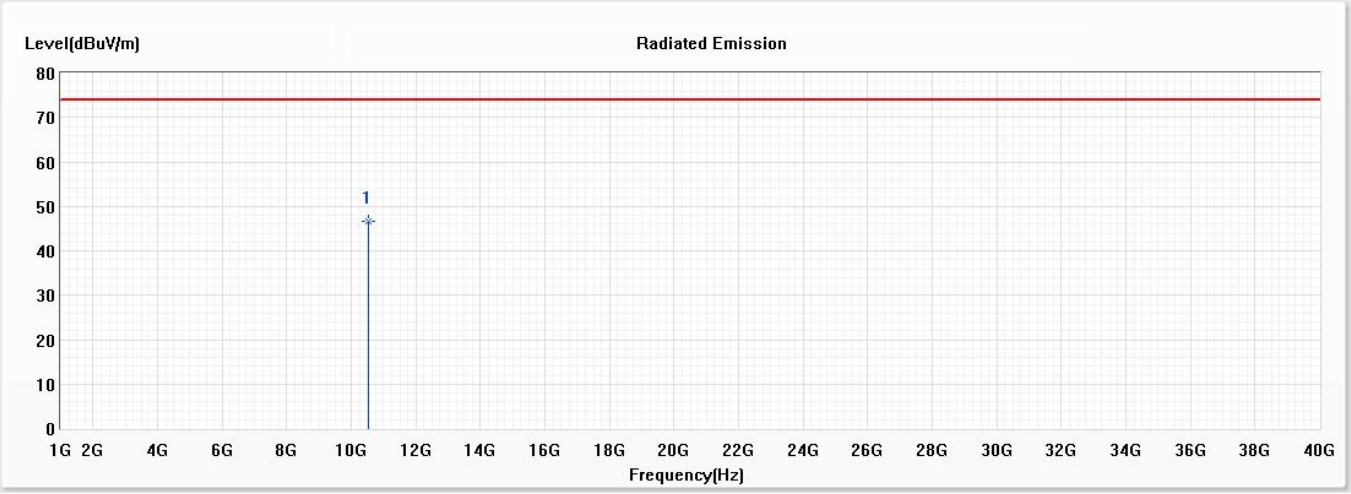

No	Frequency (MHz)	Emission Level (dBuV/m)	Limit (dBuV/m)	Margin (dB)	Reading Level (dBuV)	Correct Factor (dB)	Detector Type
* 1	10540.000	46.65	74.00	-27.35	56.51	-9.86	PK

Note:

1. All Readings below 1GHz are Quasi-Peak, above 1GHz are performed with peak and/or average measurements as necessary.
2. Emission Level = Reading Level + Correct Factor.
3. Correct Factor = Antenna factor + Cable loss –Amplifier gain.
4. The average measurement was not performed when the peak measured data under the limit of average detection.
5. The emission levels of other frequencies are very lower than the limit and not show in test report.

Product	:	Notebook Computers
Test Item	:	Harmonic Radiated Emission Data
Test Date	:	2020/12/03
Test Mode	:	Mode 24: MIMO: Transmit (802.11ax-40BW_34.4Mbps) (5270MHz)

Vertical

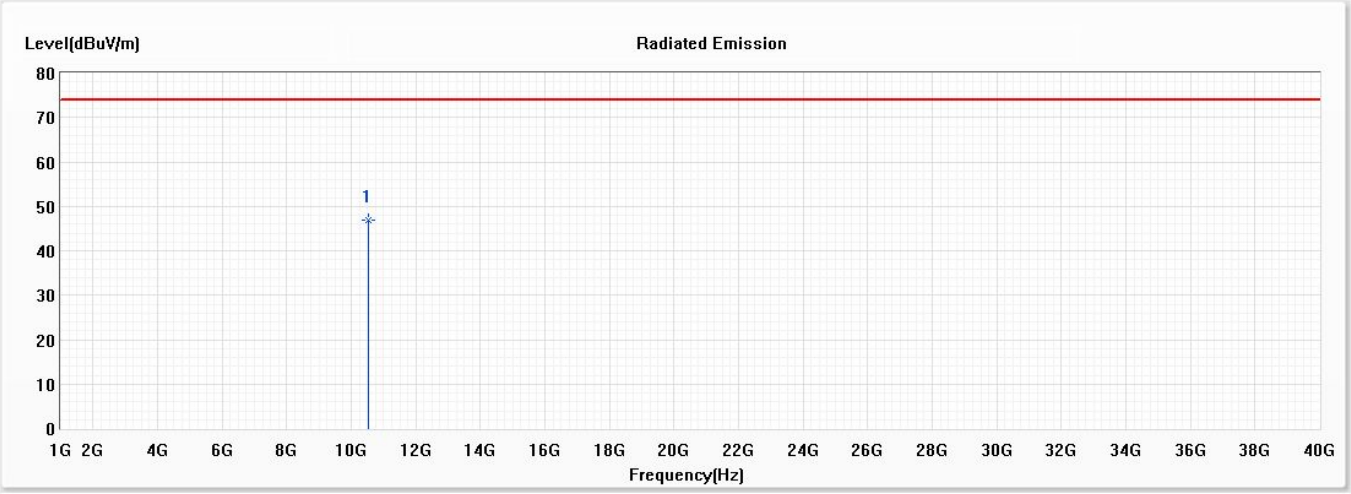

No	Frequency (MHz)	Emission Level (dBuV/m)	Limit (dBuV/m)	Margin (dB)	Reading Level (dBuV)	Correct Factor (dB)	Detector Type
* 1	10540.000	46.95	74.00	-27.05	56.81	-9.86	PK

Note:

1. All Readings below 1GHz are Quasi-Peak, above 1GHz are performed with peak and/or average measurements as necessary.
2. Emission Level = Reading Level + Correct Factor.
3. Correct Factor = Antenna factor + Cable loss –Amplifier gain.
4. The average measurement was not performed when the peak measured data under the limit of average detection.
5. The emission levels of other frequencies are very lower than the limit and not show in test report.

Product	:	Notebook Computers
Test Item	:	Harmonic Radiated Emission Data
Test Date	:	2020/12/03
Test Mode	:	Mode 24: MIMO: Transmit (802.11ax-40BW_34.4Mbps) (5310MHz)

Horizontal

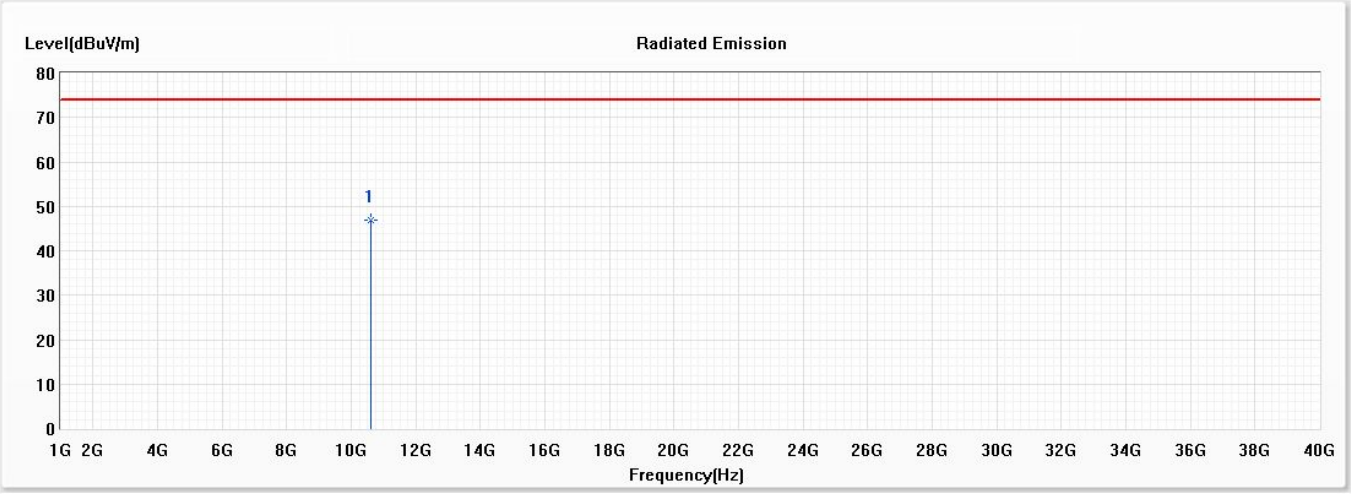

No	Frequency (MHz)	Emission Level (dBuV/m)	Limit (dBuV/m)	Margin (dB)	Reading Level (dBuV)	Correct Factor (dB)	Detector Type
* 1	10620.000	46.93	74.00	-27.07	56.72	-9.79	PK

Note:

1. All Readings below 1GHz are Quasi-Peak, above 1GHz are performed with peak and/or average measurements as necessary.
2. Emission Level = Reading Level + Correct Factor.
3. Correct Factor = Antenna factor + Cable loss –Amplifier gain.
4. The average measurement was not performed when the peak measured data under the limit of average detection.
5. The emission levels of other frequencies are very lower than the limit and not show in test report.

Product	:	Notebook Computers
Test Item	:	Harmonic Radiated Emission Data
Test Date	:	2020/12/03
Test Mode	:	Mode 24: MIMO: Transmit (802.11ax-40BW_34.4Mbps) (5310MHz)

Vertical

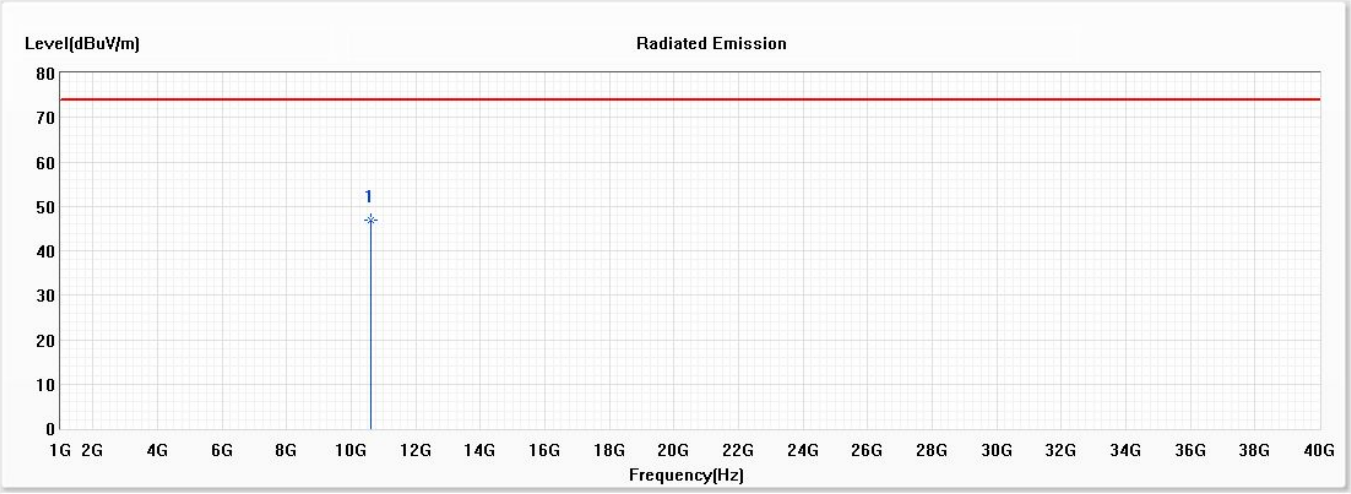

No	Frequency (MHz)	Emission Level (dBuV/m)	Limit (dBuV/m)	Margin (dB)	Reading Level (dBuV)	Correct Factor (dB)	Detector Type
* 1	10620.000	46.86	74.00	-27.14	56.65	-9.79	PK

Note:

1. All Readings below 1GHz are Quasi-Peak, above 1GHz are performed with peak and/or average measurements as necessary.
2. Emission Level = Reading Level + Correct Factor.
3. Correct Factor = Antenna factor + Cable loss –Amplifier gain.
4. The average measurement was not performed when the peak measured data under the limit of average detection.
5. The emission levels of other frequencies are very lower than the limit and not show in test report.

Product	:	Notebook Computers
Test Item	:	Harmonic Radiated Emission Data
Test Date	:	2020/12/03
Test Mode	:	Mode 24: MIMO: Transmit (802.11ax-40BW_34.4Mbps) (5510MHz)

Horizontal

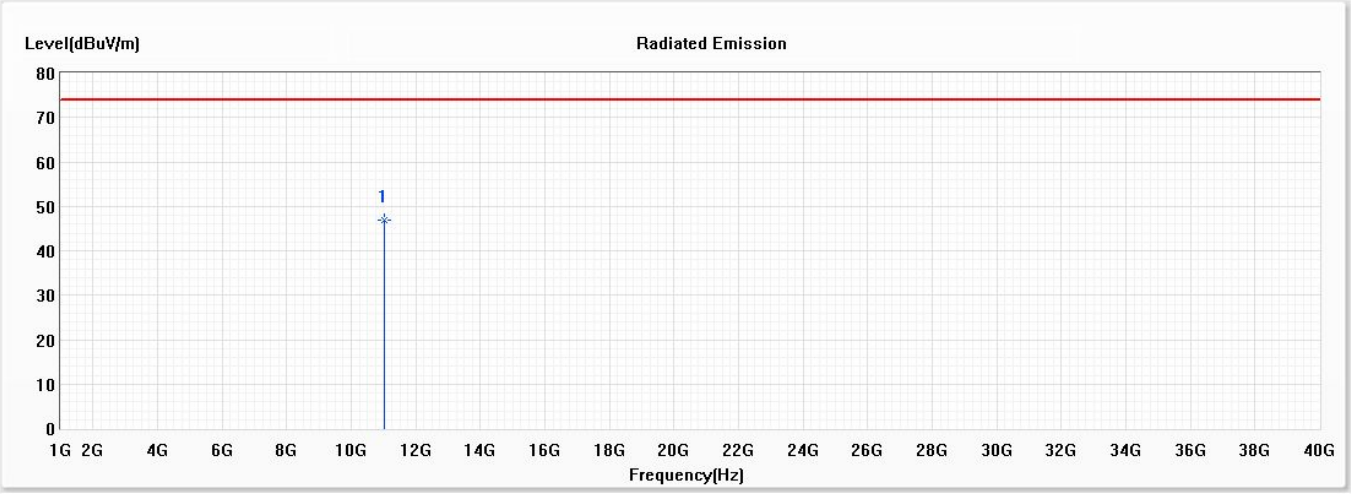

No	Frequency (MHz)	Emission Level (dBuV/m)	Limit (dBuV/m)	Margin (dB)	Reading Level (dBuV)	Correct Factor (dB)	Detector Type
* 1	11020.000	46.87	74.00	-27.13	56.14	-9.27	PK

Note:

1. All Readings below 1GHz are Quasi-Peak, above 1GHz are performed with peak and/or average measurements as necessary.
2. Emission Level = Reading Level + Correct Factor.
3. Correct Factor = Antenna factor + Cable loss –Amplifier gain.
4. The average measurement was not performed when the peak measured data under the limit of average detection.
5. The emission levels of other frequencies are very lower than the limit and not show in test report.

Product	:	Notebook Computers
Test Item	:	Harmonic Radiated Emission Data
Test Date	:	2020/12/03
Test Mode	:	Mode 24: MIMO: Transmit (802.11ax-40BW_34.4Mbps) (5510MHz)

Vertical

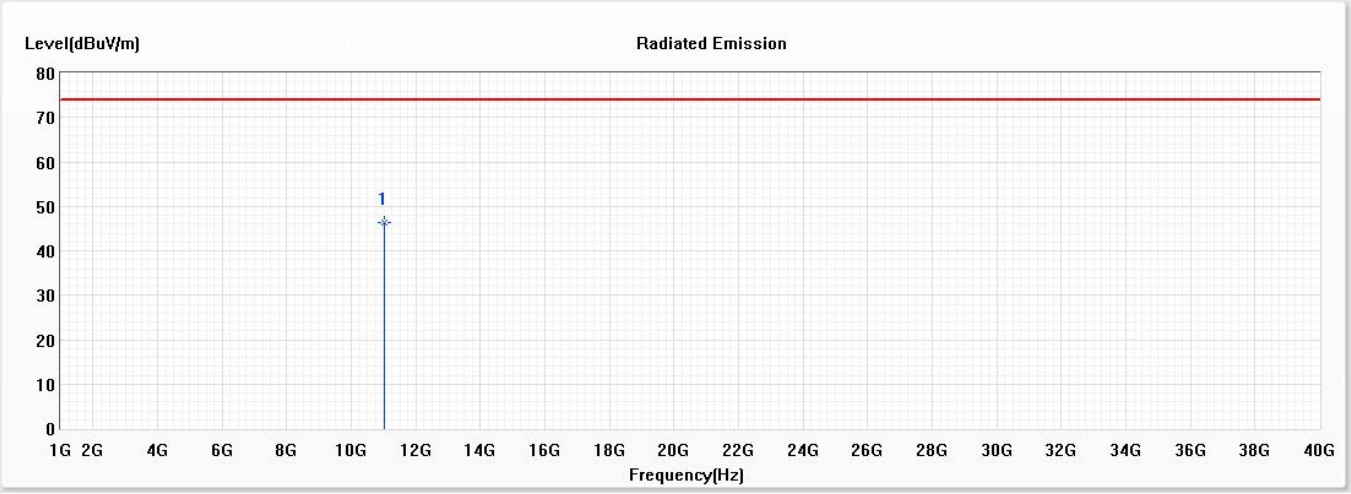

No	Frequency (MHz)	Emission Level (dBuV/m)	Limit (dBuV/m)	Margin (dB)	Reading Level (dBuV)	Correct Factor (dB)	Detector Type
* 1	11020.000	46.33	74.00	-27.67	55.60	-9.27	PK

Note:

1. All Readings below 1GHz are Quasi-Peak, above 1GHz are performed with peak and/or average measurements as necessary.
2. Emission Level = Reading Level + Correct Factor.
3. Correct Factor = Antenna factor + Cable loss –Amplifier gain.
4. The average measurement was not performed when the peak measured data under the limit of average detection.
5. The emission levels of other frequencies are very lower than the limit and not show in test report.

Product	:	Notebook Computers
Test Item	:	Harmonic Radiated Emission Data
Test Date	:	2020/12/03
Test Mode	:	Mode 24: MIMO: Transmit (802.11ax-40BW_34.4Mbps) (5550MHz)

Horizontal

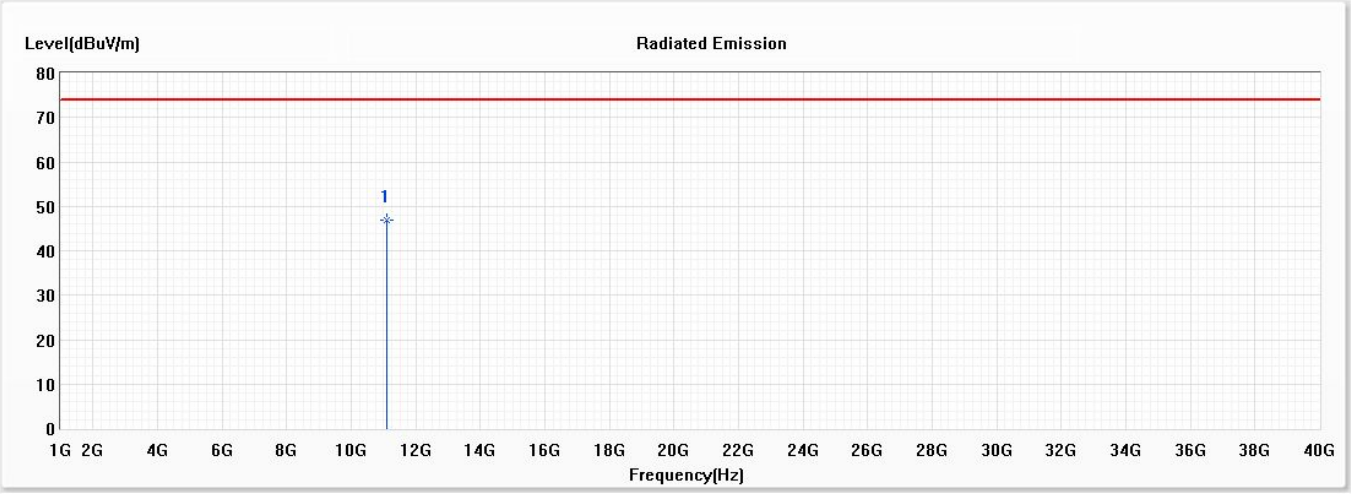

No	Frequency (MHz)	Emission Level (dBuV/m)	Limit (dBuV/m)	Margin (dB)	Reading Level (dBuV)	Correct Factor (dB)	Detector Type
* 1	11100.000	46.89	74.00	-27.11	55.99	-9.10	PK

Note:

1. All Readings below 1GHz are Quasi-Peak, above 1GHz are performed with peak and/or average measurements as necessary.
2. Emission Level = Reading Level + Correct Factor.
3. Correct Factor = Antenna factor + Cable loss –Amplifier gain.
4. The average measurement was not performed when the peak measured data under the limit of average detection.
5. The emission levels of other frequencies are very lower than the limit and not show in test report.

Product	:	Notebook Computers
Test Item	:	Harmonic Radiated Emission Data
Test Date	:	2020/12/03
Test Mode	:	Mode 24: MIMO: Transmit (802.11ax-40BW_34.4Mbps) (5550MHz)

Vertical

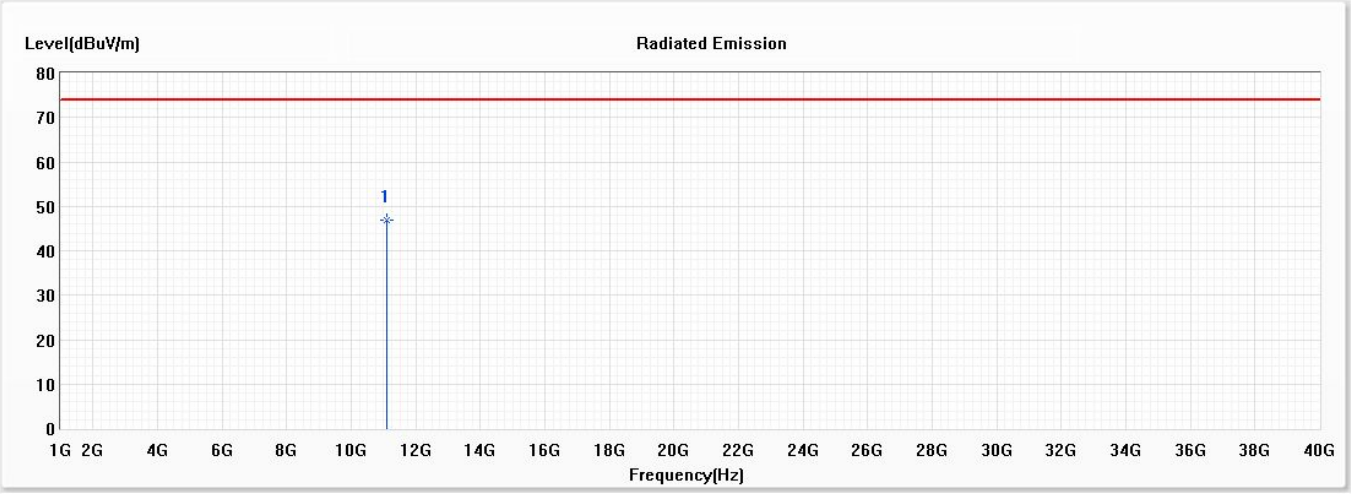

No	Frequency (MHz)	Emission Level (dBuV/m)	Limit (dBuV/m)	Margin (dB)	Reading Level (dBuV)	Correct Factor (dB)	Detector Type
* 1	11100.000	46.90	74.00	-27.10	56.00	-9.10	PK

Note:

1. All Readings below 1GHz are Quasi-Peak, above 1GHz are performed with peak and/or average measurements as necessary.
2. Emission Level = Reading Level + Correct Factor.
3. Correct Factor = Antenna factor + Cable loss –Amplifier gain.
4. The average measurement was not performed when the peak measured data under the limit of average detection.
5. The emission levels of other frequencies are very lower than the limit and not show in test report.

Product	:	Notebook Computers
Test Item	:	Harmonic Radiated Emission Data
Test Date	:	2020/12/03
Test Mode	:	Mode 24: MIMO: Transmit (802.11ax-40BW_34.4Mbps) (5670MHz)

Horizontal

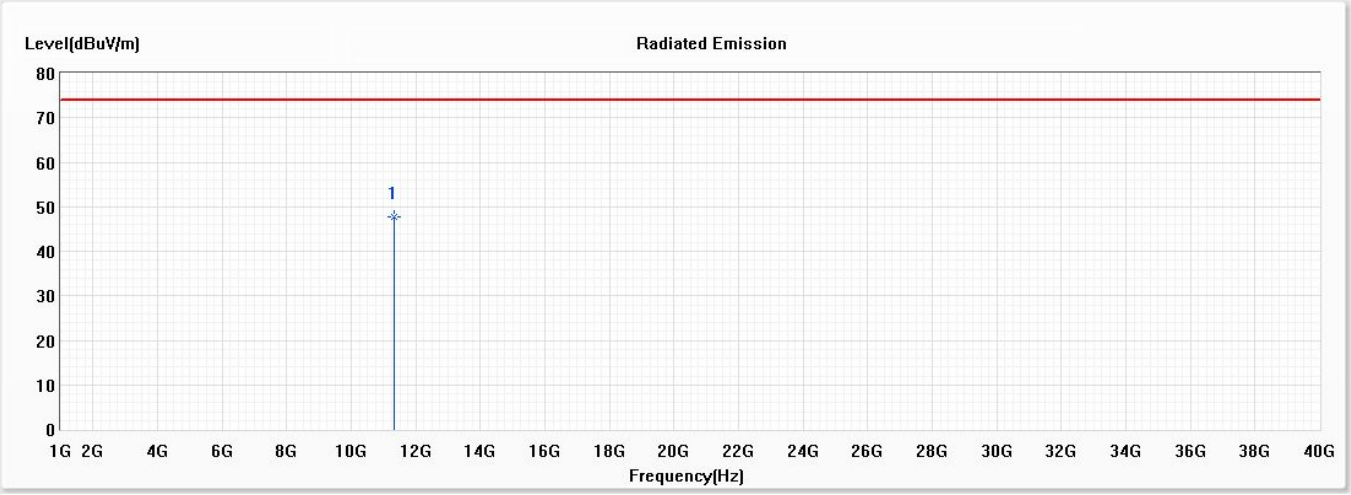

No	Frequency (MHz)	Emission Level (dBuV/m)	Limit (dBuV/m)	Margin (dB)	Reading Level (dBuV)	Correct Factor (dB)	Detector Type
* 1	11340.000	47.67	74.00	-26.33	56.49	-8.82	PK

Note:

1. All Readings below 1GHz are Quasi-Peak, above 1GHz are performed with peak and/or average measurements as necessary.
2. Emission Level = Reading Level + Correct Factor.
3. Correct Factor = Antenna factor + Cable loss –Amplifier gain.
4. The average measurement was not performed when the peak measured data under the limit of average detection.
5. The emission levels of other frequencies are very lower than the limit and not show in test report.

Product	:	Notebook Computers
Test Item	:	Harmonic Radiated Emission Data
Test Date	:	2020/12/03
Test Mode	:	Mode 24: MIMO: Transmit (802.11ax-40BW_34.4Mbps) (5670MHz)

Vertical

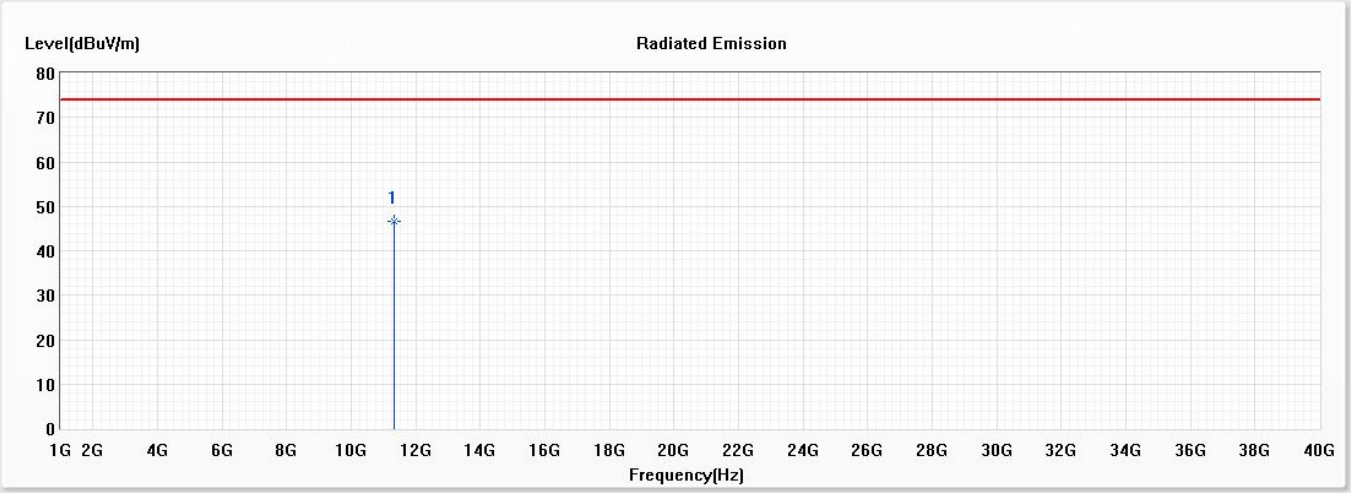

No	Frequency (MHz)	Emission Level (dBuV/m)	Limit (dBuV/m)	Margin (dB)	Reading Level (dBuV)	Correct Factor (dB)	Detector Type
* 1	11340.000	46.64	74.00	-27.36	55.46	-8.82	PK

Note:

1. All Readings below 1GHz are Quasi-Peak, above 1GHz are performed with peak and/or average measurements as necessary.
2. Emission Level = Reading Level + Correct Factor.
3. Correct Factor = Antenna factor + Cable loss –Amplifier gain.
4. The average measurement was not performed when the peak measured data under the limit of average detection.
5. The emission levels of other frequencies are very lower than the limit and not show in test report.

Product	:	Notebook Computers
Test Item	:	Harmonic Radiated Emission Data
Test Date	:	2020/12/03
Test Mode	:	Mode 24: MIMO: Transmit (802.11ax-40BW_34.4Mbps) (5710MHz)

Horizontal

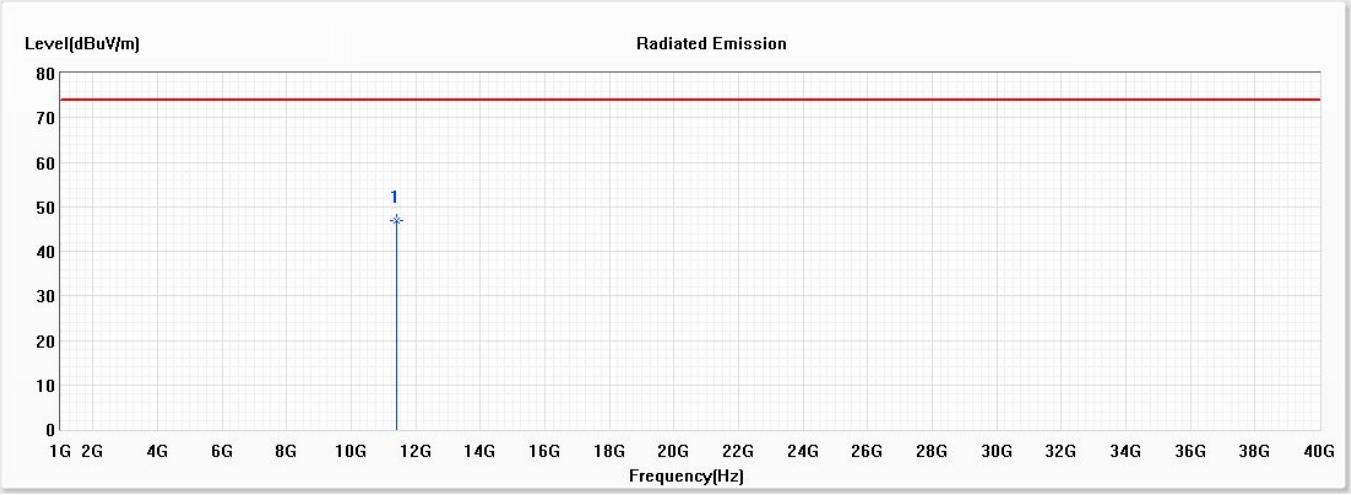

No	Frequency (MHz)	Emission Level (dBuV/m)	Limit (dBuV/m)	Margin (dB)	Reading Level (dBuV)	Correct Factor (dB)	Detector Type
* 1	11420.000	46.99	74.00	-27.01	55.71	-8.72	PK

Note:

1. All Readings below 1GHz are Quasi-Peak, above 1GHz are performed with peak and/or average measurements as necessary.
2. Emission Level = Reading Level + Correct Factor.
3. Correct Factor = Antenna factor + Cable loss –Amplifier gain.
4. The average measurement was not performed when the peak measured data under the limit of average detection.
5. The emission levels of other frequencies are very lower than the limit and not show in test report.

Product	:	Notebook Computers
Test Item	:	Harmonic Radiated Emission Data
Test Date	:	2020/12/03
Test Mode	:	Mode 24: MIMO: Transmit (802.11ax-40BW_34.4Mbps) (5710MHz)

Vertical

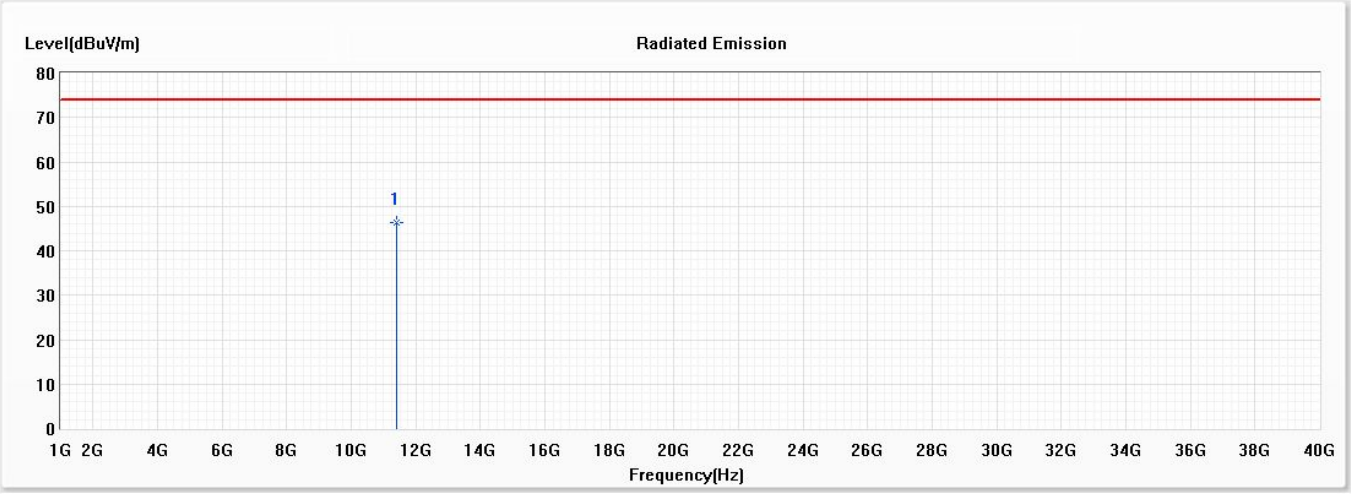

No	Frequency (MHz)	Emission Level (dBuV/m)	Limit (dBuV/m)	Margin (dB)	Reading Level (dBuV)	Correct Factor (dB)	Detector Type
* 1	11420.000	46.32	74.00	-27.68	55.04	-8.72	PK

Note:

1. All Readings below 1GHz are Quasi-Peak, above 1GHz are performed with peak and/or average measurements as necessary.
2. Emission Level = Reading Level + Correct Factor.
3. Correct Factor = Antenna factor + Cable loss –Amplifier gain.
4. The average measurement was not performed when the peak measured data under the limit of average detection.
5. The emission levels of other frequencies are very lower than the limit and not show in test report.

Product	:	Notebook Computers
Test Item	:	Harmonic Radiated Emission Data
Test Date	:	2020/12/03
Test Mode	:	Mode 24: MIMO: Transmit (802.11ax-40BW_34.4Mbps) (5755MHz)

Horizontal

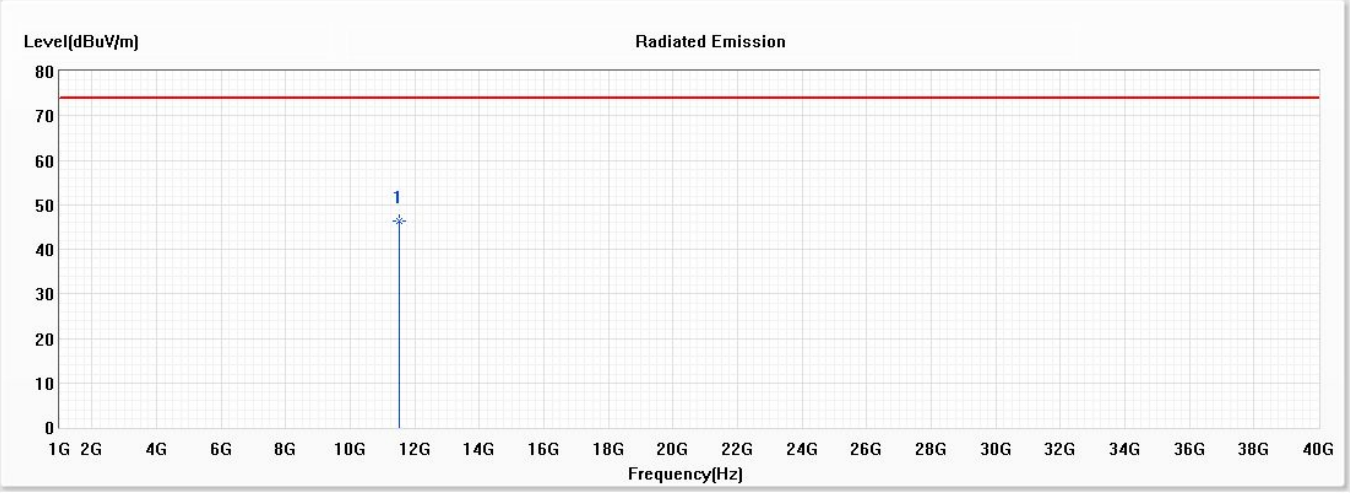

No	Frequency (MHz)	Emission Level (dBuV/m)	Limit (dBuV/m)	Margin (dB)	Reading Level (dBuV)	Correct Factor (dB)	Detector Type
* 1	11510.000	46.39	74.00	-27.61	55.03	-8.64	PK

Note:

1. All Readings below 1GHz are Quasi-Peak, above 1GHz are performed with peak and/or average measurements as necessary.
2. Emission Level = Reading Level + Correct Factor.
3. Correct Factor = Antenna factor + Cable loss –Amplifier gain.
4. The average measurement was not performed when the peak measured data under the limit of average detection.
5. The emission levels of other frequencies are very lower than the limit and not show in test report.

Product	:	Notebook Computers
Test Item	:	Harmonic Radiated Emission Data
Test Date	:	2020/12/03
Test Mode	:	Mode 24: MIMO: Transmit (802.11ax-40BW_34.4Mbps) (5755MHz)

Vertical

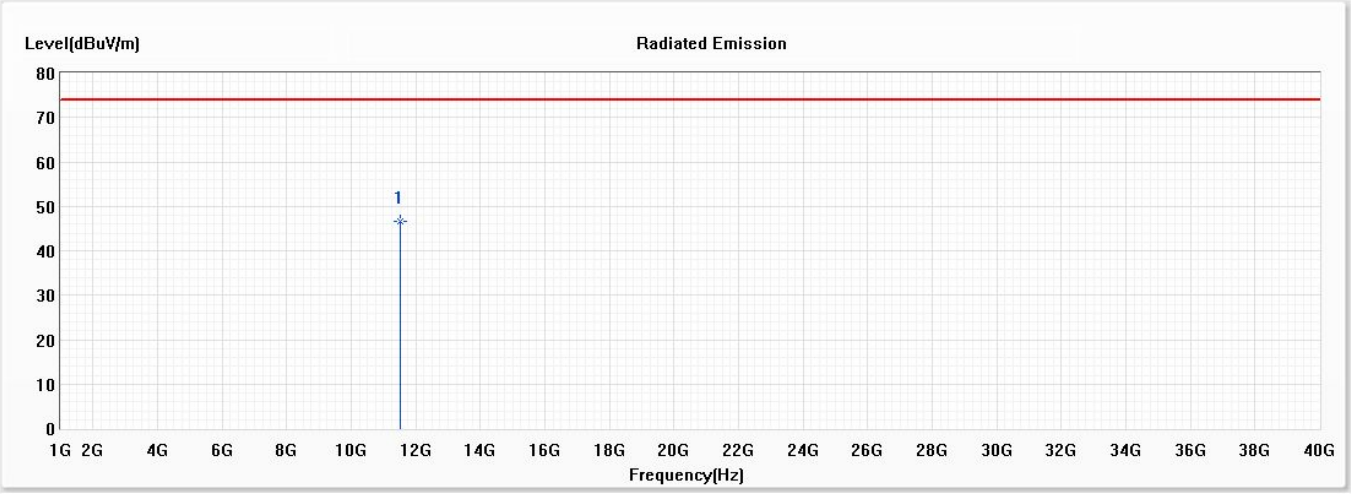

No	Frequency (MHz)	Emission Level (dBuV/m)	Limit (dBuV/m)	Margin (dB)	Reading Level (dBuV)	Correct Factor (dB)	Detector Type
* 1	11510.000	46.70	74.00	-27.30	55.34	-8.64	PK

Note:

1. All Readings below 1GHz are Quasi-Peak, above 1GHz are performed with peak and/or average measurements as necessary.
2. Emission Level = Reading Level + Correct Factor.
3. Correct Factor = Antenna factor + Cable loss –Amplifier gain.
4. The average measurement was not performed when the peak measured data under the limit of average detection.
5. The emission levels of other frequencies are very lower than the limit and not show in test report.

Product	:	Notebook Computers
Test Item	:	Harmonic Radiated Emission Data
Test Date	:	2020/12/03
Test Mode	:	Mode 24: MIMO: Transmit (802.11ax-40BW_34.4Mbps) (5795MHz)

Horizontal

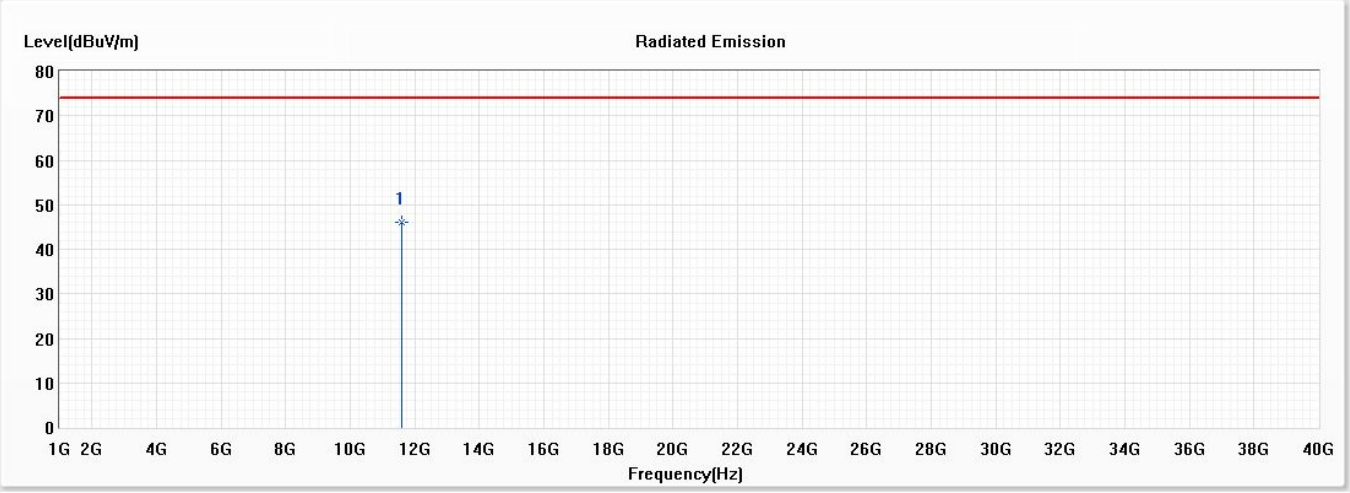

No	Frequency (MHz)	Emission Level (dBuV/m)	Limit (dBuV/m)	Margin (dB)	Reading Level (dBuV)	Correct Factor (dB)	Detector Type
* 1	11590.000	46.10	74.00	-27.90	54.63	-8.53	PK

Note:

1. All Readings below 1GHz are Quasi-Peak, above 1GHz are performed with peak and/or average measurements as necessary.
2. Emission Level = Reading Level + Correct Factor.
3. Correct Factor = Antenna factor + Cable loss –Amplifier gain.
4. The average measurement was not performed when the peak measured data under the limit of average detection.
5. The emission levels of other frequencies are very lower than the limit and not show in test report.

Product	:	Notebook Computers
Test Item	:	Harmonic Radiated Emission Data
Test Date	:	2020/12/03
Test Mode	:	Mode 24: MIMO: Transmit (802.11ax-40BW_34.4Mbps) (5795MHz)

Vertical

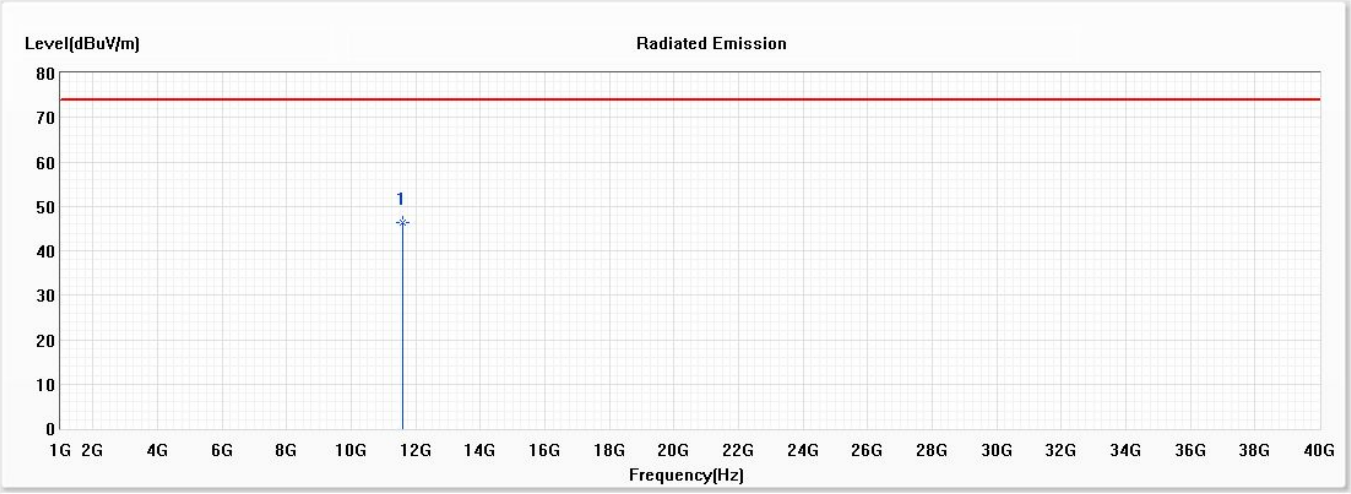

No	Frequency (MHz)	Emission Level (dBuV/m)	Limit (dBuV/m)	Margin (dB)	Reading Level (dBuV)	Correct Factor (dB)	Detector Type
* 1	11590.000	46.36	74.00	-27.64	54.89	-8.53	PK

Note:

1. All Readings below 1GHz are Quasi-Peak, above 1GHz are performed with peak and/or average measurements as necessary.
2. Emission Level = Reading Level + Correct Factor.
3. Correct Factor = Antenna factor + Cable loss –Amplifier gain.
4. The average measurement was not performed when the peak measured data under the limit of average detection.
5. The emission levels of other frequencies are very lower than the limit and not show in test report.

Product	:	Notebook Computers
Test Item	:	Harmonic Radiated Emission Data
Test Date	:	2020/12/03
Test Mode	:	Mode 25: MIMO: Transmit (802.11ax-80BW_72.1Mbps) (5210MHz)

Horizontal

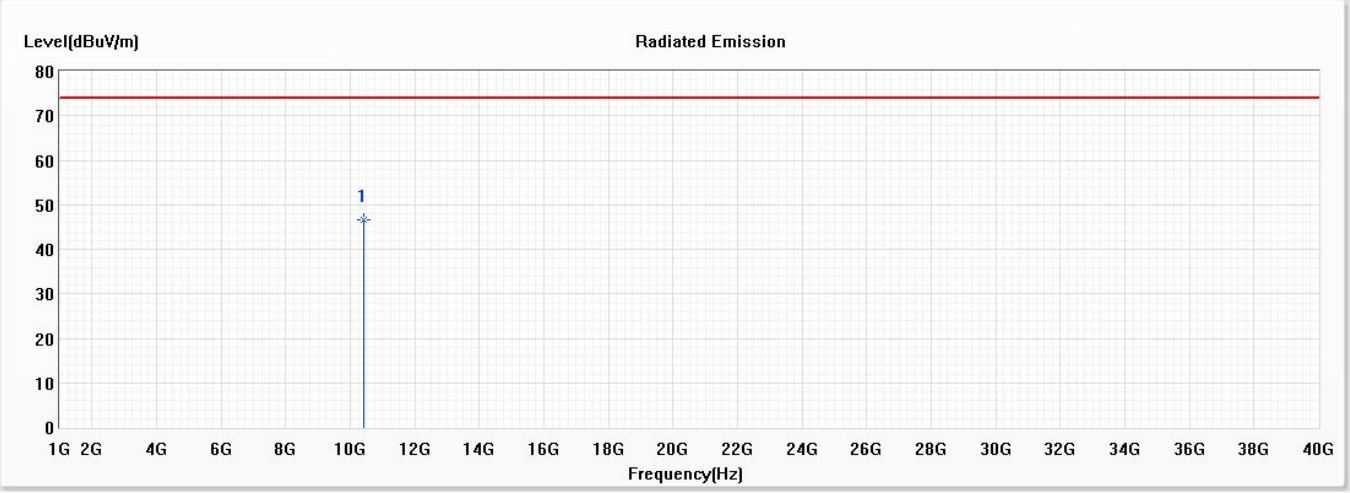

No	Frequency (MHz)	Emission Level (dBuV/m)	Limit (dBuV/m)	Margin (dB)	Reading Level (dBuV)	Correct Factor (dB)	Detector Type
* 1	10420.000	46.55	74.00	-27.45	56.69	-10.14	PK

Note:

1. All Readings below 1GHz are Quasi-Peak, above 1GHz are performed with peak and/or average measurements as necessary.
2. Emission Level = Reading Level + Correct Factor.
3. Correct Factor = Antenna factor + Cable loss –Amplifier gain.
4. The average measurement was not performed when the peak measured data under the limit of average detection.
5. The emission levels of other frequencies are very lower than the limit and not show in test report.

Product	:	Notebook Computers
Test Item	:	Harmonic Radiated Emission Data
Test Date	:	2020/12/03
Test Mode	:	Mode 25: MIMO: Transmit (802.11ax-80BW_72.1Mbps) (5210MHz)

Vertical

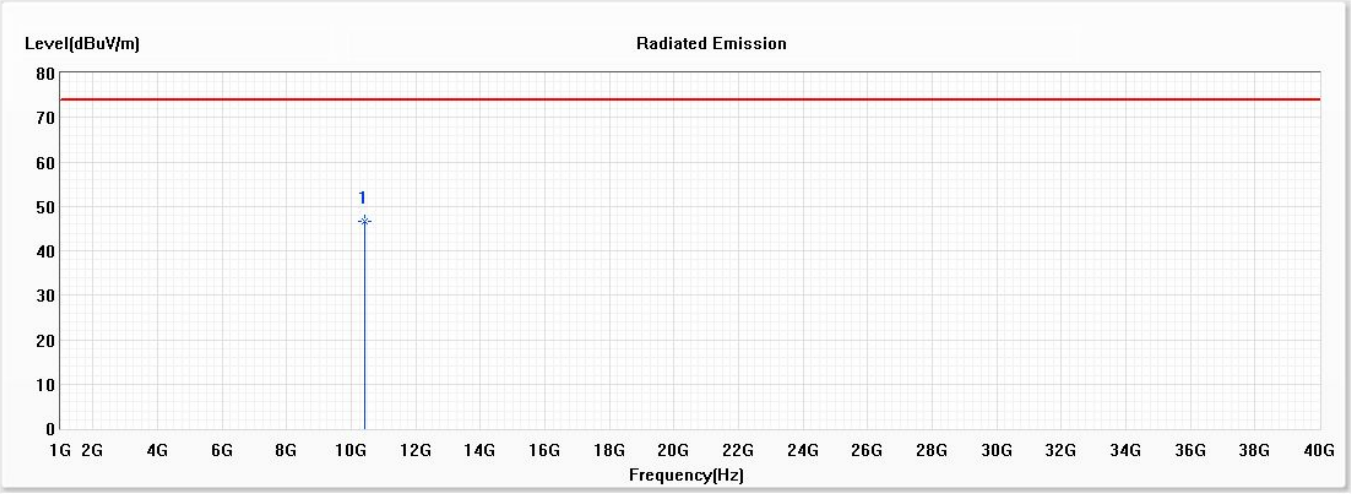

No	Frequency (MHz)	Emission Level (dBuV/m)	Limit (dBuV/m)	Margin (dB)	Reading Level (dBuV)	Correct Factor (dB)	Detector Type
* 1	10420.000	46.54	74.00	-27.46	56.68	-10.14	PK

Note:

1. All Readings below 1GHz are Quasi-Peak, above 1GHz are performed with peak and/or average measurements as necessary.
2. Emission Level = Reading Level + Correct Factor.
3. Correct Factor = Antenna factor + Cable loss –Amplifier gain.
4. The average measurement was not performed when the peak measured data under the limit of average detection.
5. The emission levels of other frequencies are very lower than the limit and not show in test report.

Product	:	Notebook Computers
Test Item	:	Harmonic Radiated Emission Data
Test Date	:	2020/12/03
Test Mode	:	Mode 25: MIMO: Transmit (802.11ax-80BW_72.1Mbps) (5290MHz)

Horizontal

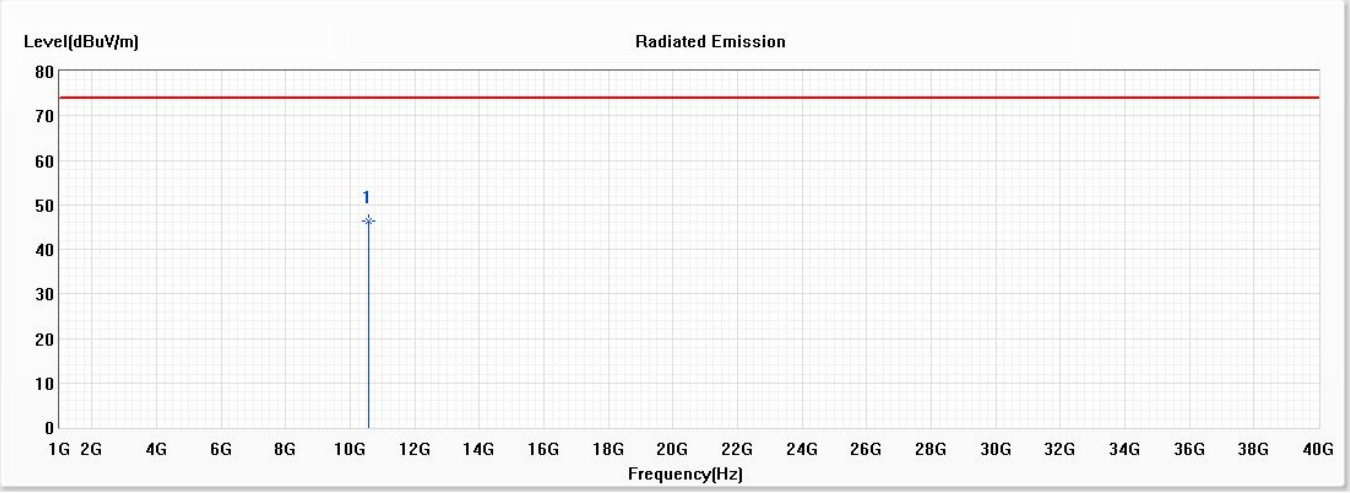

No	Frequency (MHz)	Emission Level (dBuV/m)	Limit (dBuV/m)	Margin (dB)	Reading Level (dBuV)	Correct Factor (dB)	Detector Type
* 1	10580.000	46.33	74.00	-27.67	56.16	-9.83	PK

Note:

1. All Readings below 1GHz are Quasi-Peak, above 1GHz are performed with peak and/or average measurements as necessary.
2. Emission Level = Reading Level + Correct Factor.
3. Correct Factor = Antenna factor + Cable loss –Amplifier gain.
4. The average measurement was not performed when the peak measured data under the limit of average detection.
5. The emission levels of other frequencies are very lower than the limit and not show in test report.

Product	:	Notebook Computers
Test Item	:	Harmonic Radiated Emission Data
Test Date	:	2020/12/03
Test Mode	:	Mode 25: MIMO: Transmit (802.11ax-80BW_72.1Mbps) (5290MHz)

Vertical

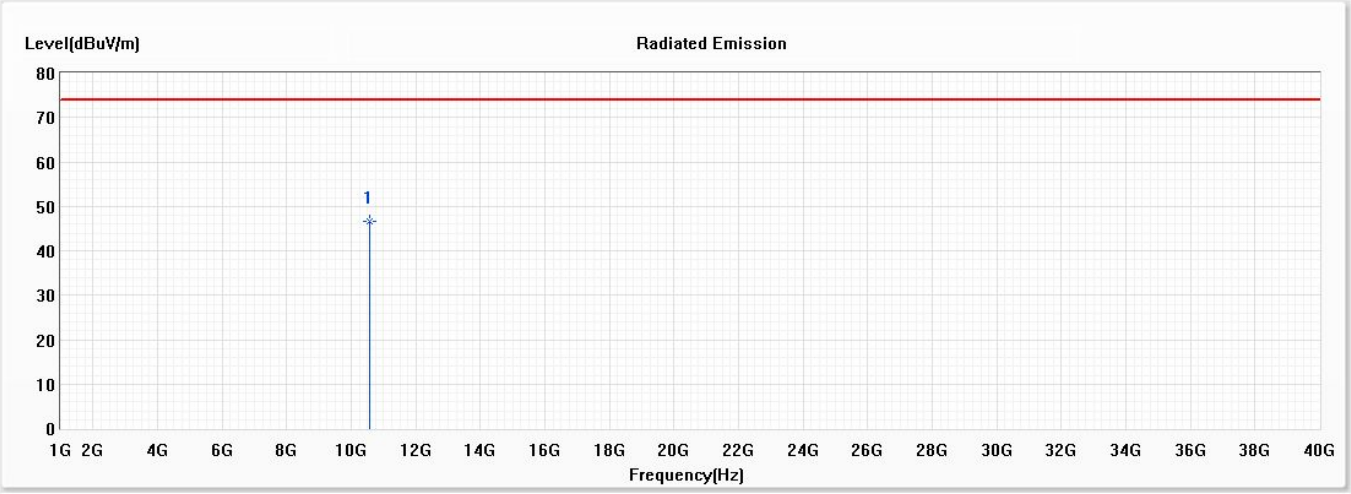

No	Frequency (MHz)	Emission Level (dBuV/m)	Limit (dBuV/m)	Margin (dB)	Reading Level (dBuV)	Correct Factor (dB)	Detector Type
* 1	10580.000	46.69	74.00	-27.31	56.52	-9.83	PK

Note:

1. All Readings below 1GHz are Quasi-Peak, above 1GHz are performed with peak and/or average measurements as necessary.
2. Emission Level = Reading Level + Correct Factor.
3. Correct Factor = Antenna factor + Cable loss –Amplifier gain.
4. The average measurement was not performed when the peak measured data under the limit of average detection.
5. The emission levels of other frequencies are very lower than the limit and not show in test report.

Product	:	Notebook Computers
Test Item	:	Harmonic Radiated Emission Data
Test Date	:	2020/12/03
Test Mode	:	Mode 25: MIMO: Transmit (802.11ax-80BW_72.1Mbps) (5530MHz)

Horizontal

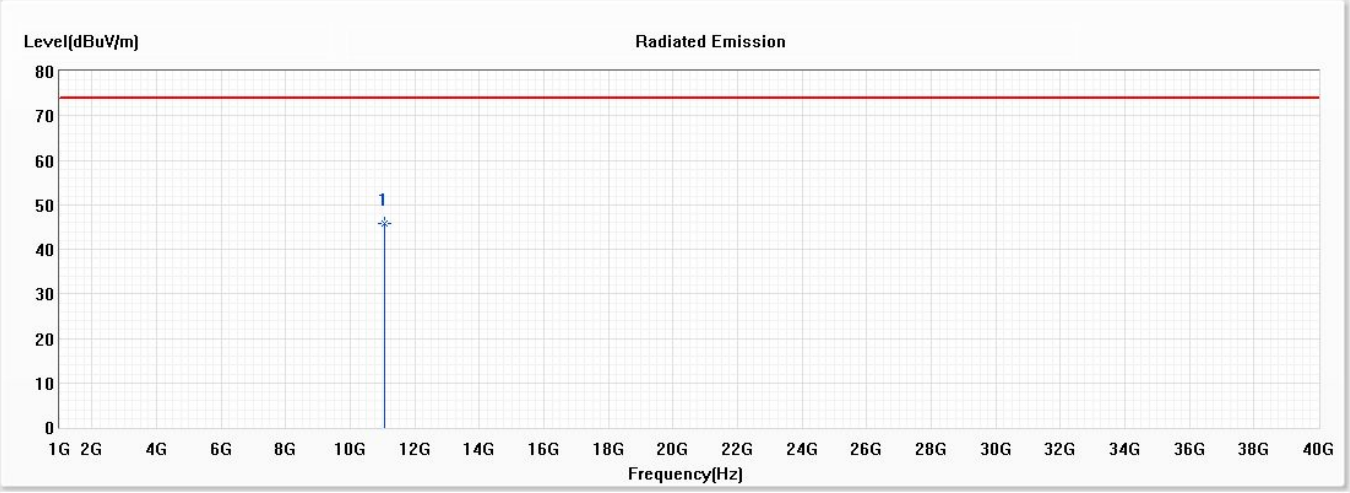

No	Frequency (MHz)	Emission Level (dBuV/m)	Limit (dBuV/m)	Margin (dB)	Reading Level (dBuV)	Correct Factor (dB)	Detector Type
* 1	11060.000	45.78	74.00	-28.22	54.94	-9.16	PK

Note:

1. All Readings below 1GHz are Quasi-Peak, above 1GHz are performed with peak and/or average measurements as necessary.
2. Emission Level = Reading Level + Correct Factor.
3. Correct Factor = Antenna factor + Cable loss –Amplifier gain.
4. The average measurement was not performed when the peak measured data under the limit of average detection.
5. The emission levels of other frequencies are very lower than the limit and not show in test report.

Product	:	Notebook Computers
Test Item	:	Harmonic Radiated Emission Data
Test Date	:	2020/12/03
Test Mode	:	Mode 25: MIMO: Transmit (802.11ax-80BW_72.1Mbps) (5530MHz)

Vertical

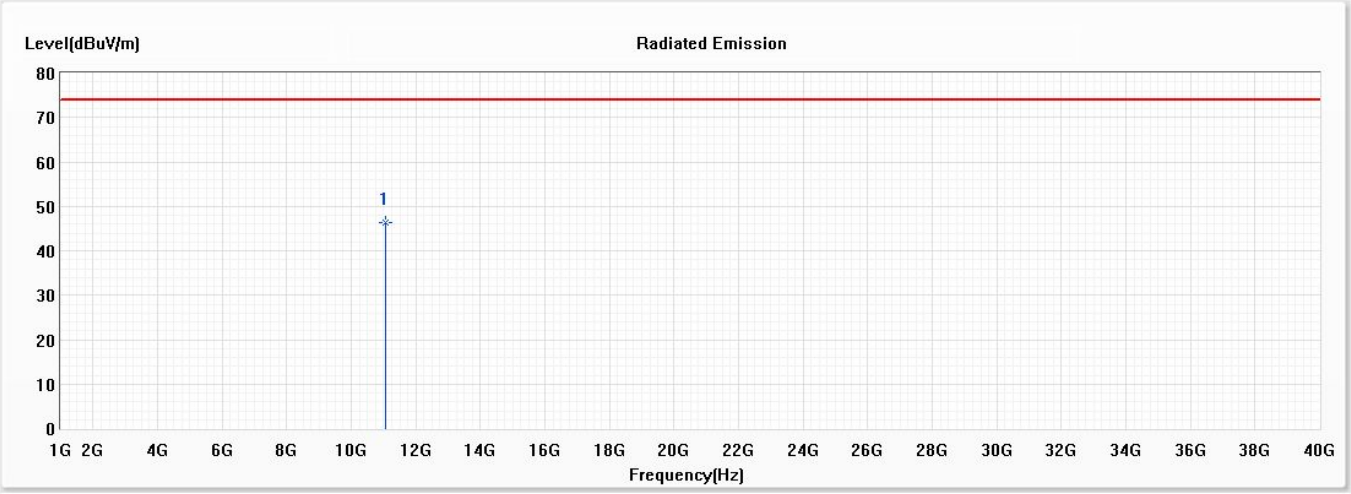

No	Frequency (MHz)	Emission Level (dBuV/m)	Limit (dBuV/m)	Margin (dB)	Reading Level (dBuV)	Correct Factor (dB)	Detector Type
* 1	11060.000	46.47	74.00	-27.53	55.63	-9.16	PK

Note:

1. All Readings below 1GHz are Quasi-Peak, above 1GHz are performed with peak and/or average measurements as necessary.
2. Emission Level = Reading Level + Correct Factor.
3. Correct Factor = Antenna factor + Cable loss –Amplifier gain.
4. The average measurement was not performed when the peak measured data under the limit of average detection.
5. The emission levels of other frequencies are very lower than the limit and not show in test report.

Product	:	Notebook Computers
Test Item	:	Harmonic Radiated Emission Data
Test Date	:	2020/12/03
Test Mode	:	Mode 25: MIMO: Transmit (802.11ax-80BW_72.1Mbps) (5610MHz)

Horizontal

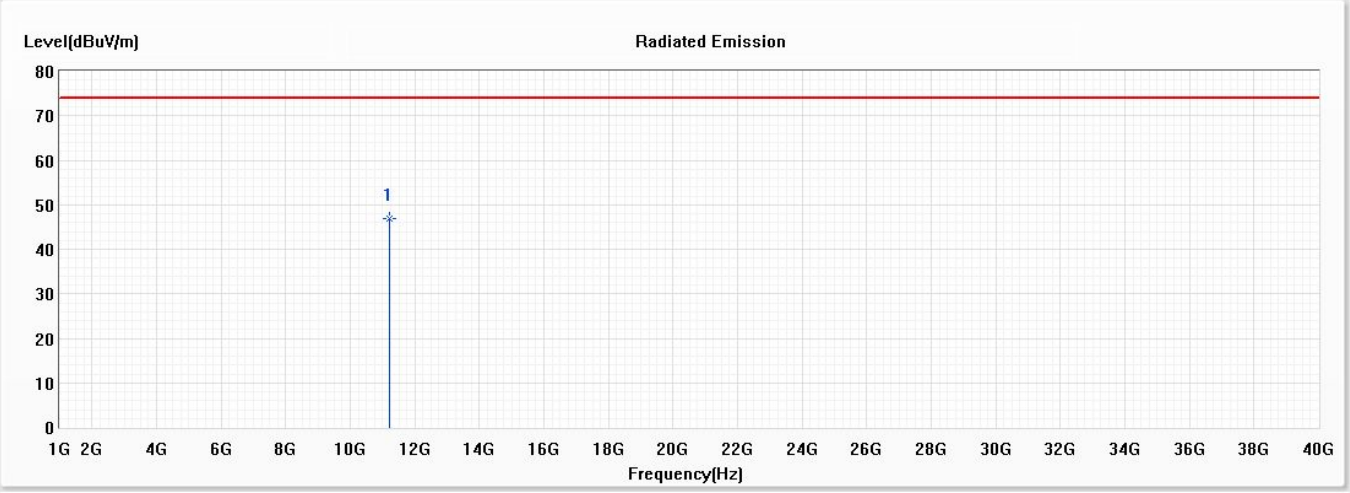

No	Frequency (MHz)	Emission Level (dBuV/m)	Limit (dBuV/m)	Margin (dB)	Reading Level (dBuV)	Correct Factor (dB)	Detector Type
* 1	11220.000	46.93	74.00	-27.07	55.91	-8.98	PK

Note:

1. All Readings below 1GHz are Quasi-Peak, above 1GHz are performed with peak and/or average measurements as necessary.
2. Emission Level = Reading Level + Correct Factor.
3. Correct Factor = Antenna factor + Cable loss –Amplifier gain.
4. The average measurement was not performed when the peak measured data under the limit of average detection.
5. The emission levels of other frequencies are very lower than the limit and not show in test report.

Product	:	Notebook Computers
Test Item	:	Harmonic Radiated Emission Data
Test Date	:	2020/12/03
Test Mode	:	Mode 25: MIMO: Transmit (802.11ax-80BW_72.1Mbps) (5610MHz)

Vertical

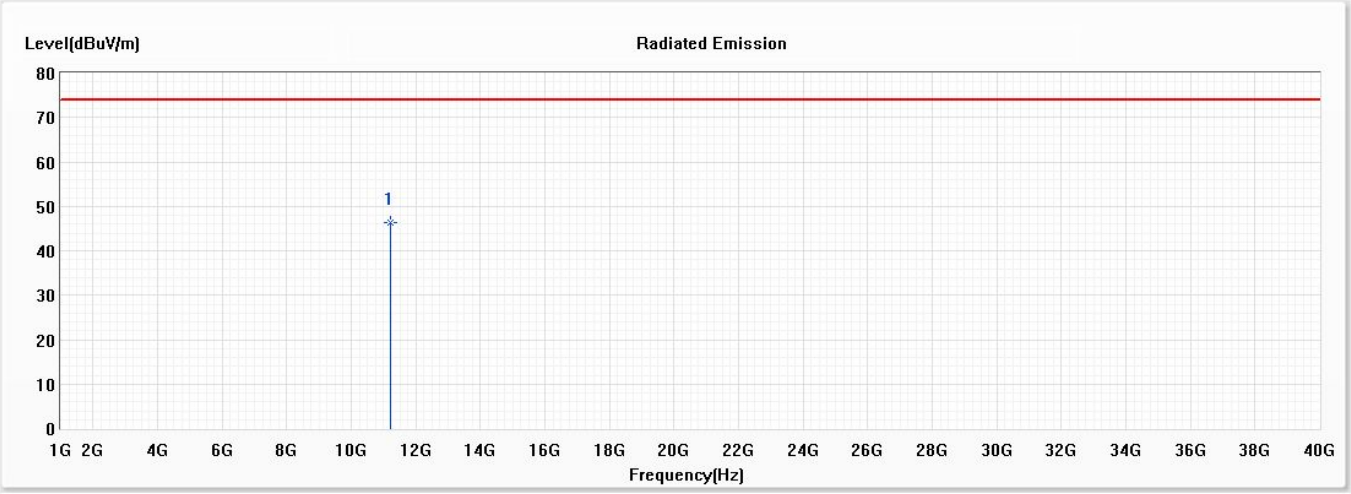

No	Frequency (MHz)	Emission Level (dBuV/m)	Limit (dBuV/m)	Margin (dB)	Reading Level (dBuV)	Correct Factor (dB)	Detector Type
* 1	11220.000	46.48	74.00	-27.52	55.46	-8.98	PK

Note:

1. All Readings below 1GHz are Quasi-Peak, above 1GHz are performed with peak and/or average measurements as necessary.
2. Emission Level = Reading Level + Correct Factor.
3. Correct Factor = Antenna factor + Cable loss –Amplifier gain.
4. The average measurement was not performed when the peak measured data under the limit of average detection.
5. The emission levels of other frequencies are very lower than the limit and not show in test report.

Product	:	Notebook Computers
Test Item	:	Harmonic Radiated Emission Data
Test Date	:	2020/12/03
Test Mode	:	Mode 25: MIMO: Transmit (802.11ax-80BW_72.1Mbps) (5690MHz)

Horizontal

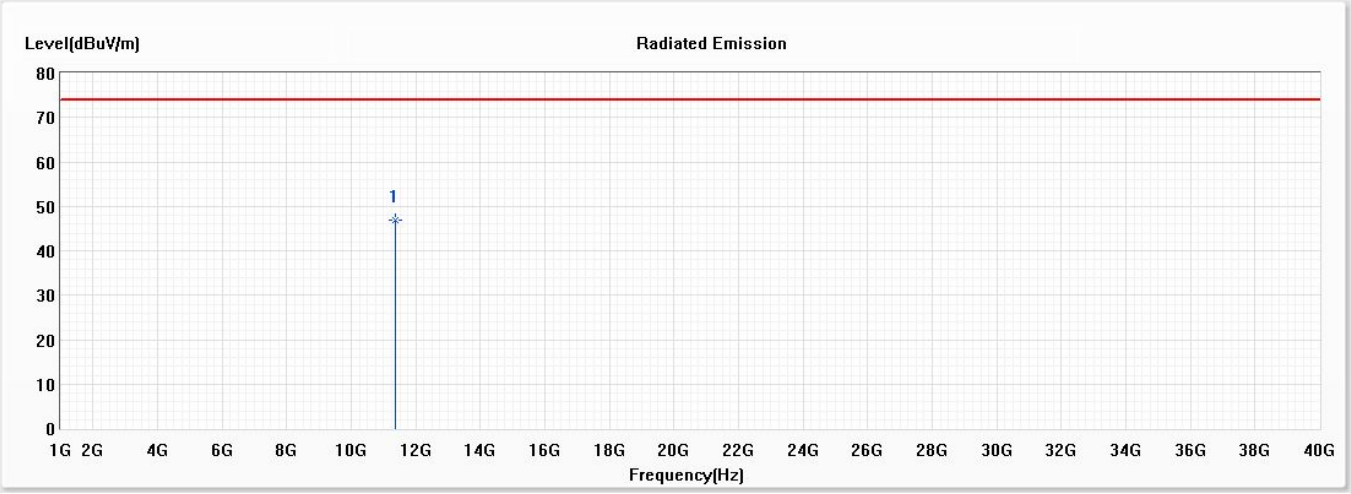

No	Frequency (MHz)	Emission Level (dBuV/m)	Limit (dBuV/m)	Margin (dB)	Reading Level (dBuV)	Correct Factor (dB)	Detector Type
* 1	11380.000	46.90	74.00	-27.10	55.72	-8.82	PK

Note:

1. All Readings below 1GHz are Quasi-Peak, above 1GHz are performed with peak and/or average measurements as necessary.
2. Emission Level = Reading Level + Correct Factor.
3. Correct Factor = Antenna factor + Cable loss –Amplifier gain.
4. The average measurement was not performed when the peak measured data under the limit of average detection.
5. The emission levels of other frequencies are very lower than the limit and not show in test report.

Product	:	Notebook Computers
Test Item	:	Harmonic Radiated Emission Data
Test Date	:	2020/12/03
Test Mode	:	Mode 25: MIMO: Transmit (802.11ax-80BW_72.1Mbps) (5690MHz)

Vertical

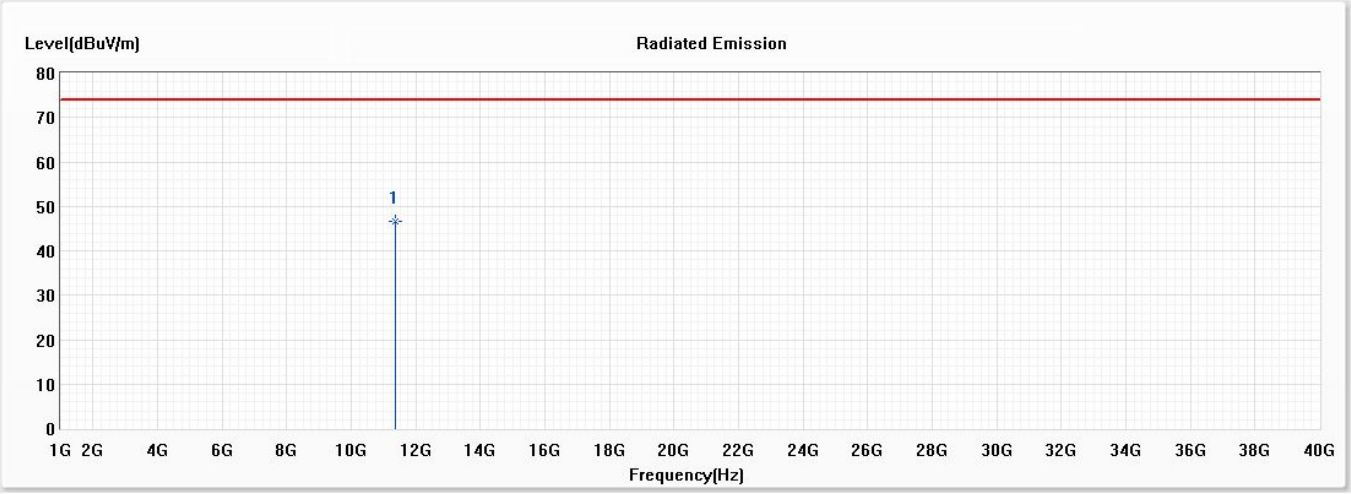

No	Frequency (MHz)	Emission Level (dBuV/m)	Limit (dBuV/m)	Margin (dB)	Reading Level (dBuV)	Correct Factor (dB)	Detector Type
* 1	11380.000	46.52	74.00	-27.48	55.34	-8.82	PK

Note:

1. All Readings below 1GHz are Quasi-Peak, above 1GHz are performed with peak and/or average measurements as necessary.
2. Emission Level = Reading Level + Correct Factor.
3. Correct Factor = Antenna factor + Cable loss –Amplifier gain.
4. The average measurement was not performed when the peak measured data under the limit of average detection.
5. The emission levels of other frequencies are very lower than the limit and not show in test report.

Product	:	Notebook Computers
Test Item	:	Harmonic Radiated Emission Data
Test Date	:	2020/12/03
Test Mode	:	Mode 25: MIMO: Transmit (802.11ax-80BW_72.1Mbps) (5775MHz)

Horizontal

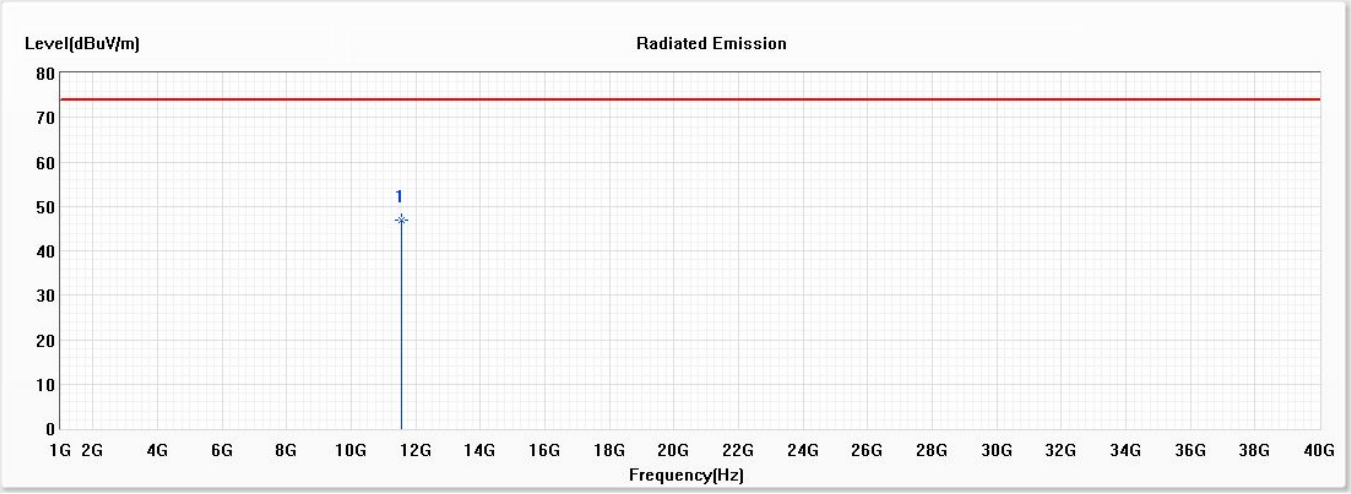

No	Frequency (MHz)	Emission Level (dBuV/m)	Limit (dBuV/m)	Margin (dB)	Reading Level (dBuV)	Correct Factor (dB)	Detector Type
* 1	11550.000	46.84	74.00	-27.16	55.45	-8.61	PK

Note:

1. All Readings below 1GHz are Quasi-Peak, above 1GHz are performed with peak and/or average measurements as necessary.
2. Emission Level = Reading Level + Correct Factor.
3. Correct Factor = Antenna factor + Cable loss –Amplifier gain.
4. The average measurement was not performed when the peak measured data under the limit of average detection.
5. The emission levels of other frequencies are very lower than the limit and not show in test report.

Product	:	Notebook Computers
Test Item	:	Harmonic Radiated Emission Data
Test Date	:	2020/12/03
Test Mode	:	Mode 25: MIMO: Transmit (802.11ax-80BW_72.1Mbps) (5775MHz)

Vertical

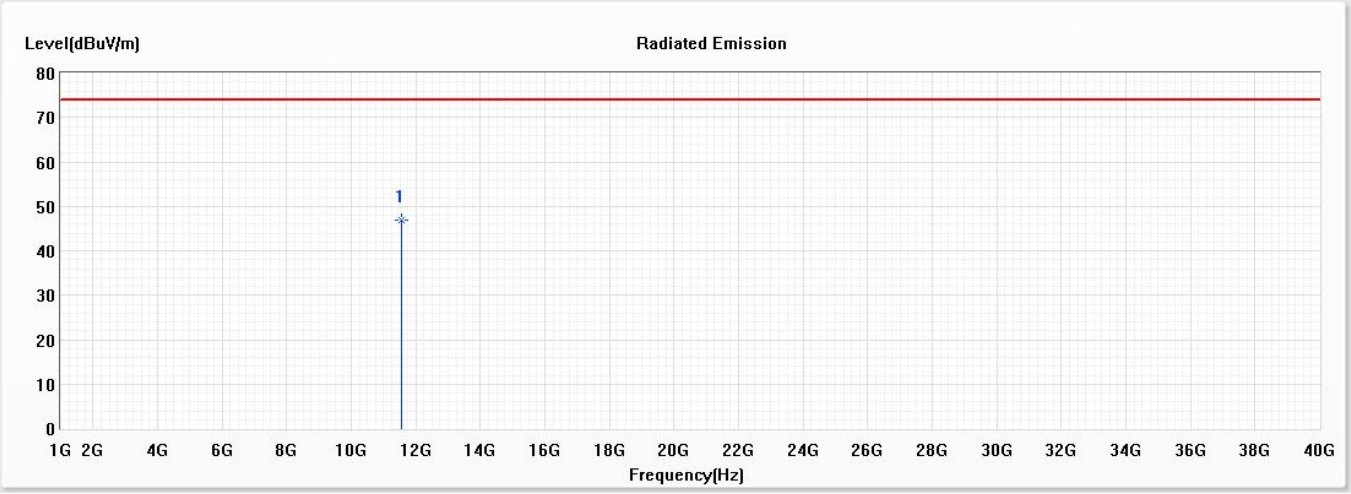

No	Frequency (MHz)	Emission Level (dBuV/m)	Limit (dBuV/m)	Margin (dB)	Reading Level (dBuV)	Correct Factor (dB)	Detector Type
* 1	11550.000	46.93	74.00	-27.07	55.54	-8.61	PK

Note:

1. All Readings below 1GHz are Quasi-Peak, above 1GHz are performed with peak and/or average measurements as necessary.
2. Emission Level = Reading Level + Correct Factor.
3. Correct Factor = Antenna factor + Cable loss –Amplifier gain.
4. The average measurement was not performed when the peak measured data under the limit of average detection.
5. The emission levels of other frequencies are very lower than the limit and not show in test report.

Product	:	Notebook Computers
Test Item	:	Harmonic Radiated Emission Data
Test Date	:	2020/12/03
Test Mode	:	Mode 26: MIMO: Transmit (802.11ax-160BW_144.1Mbps) (5250MHz)

Horizontal

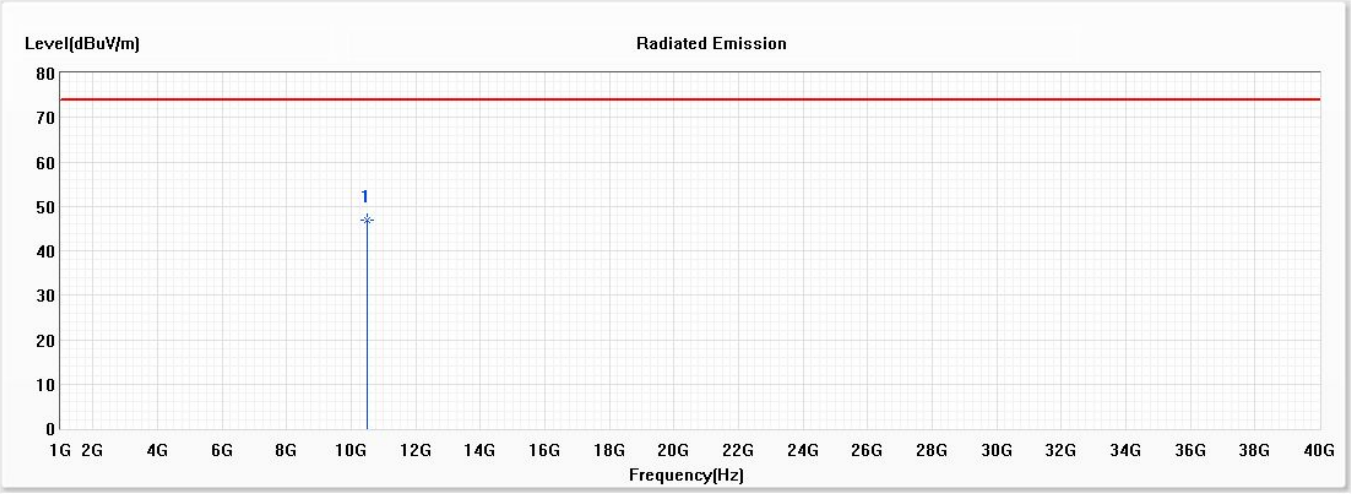

No	Frequency (MHz)	Emission Level (dBuV/m)	Limit (dBuV/m)	Margin (dB)	Reading Level (dBuV)	Correct Factor (dB)	Detector Type
* 1	10500.000	46.81	74.00	-27.19	56.73	-9.92	PK

Note:

1. All Readings below 1GHz are Quasi-Peak, above 1GHz are performed with peak and/or average measurements as necessary.
2. Emission Level = Reading Level + Correct Factor.
3. Correct Factor = Antenna factor + Cable loss –Amplifier gain.
4. The average measurement was not performed when the peak measured data under the limit of average detection.
5. The emission levels of other frequencies are very lower than the limit and not show in test report.

Product	:	Notebook Computers
Test Item	:	Harmonic Radiated Emission Data
Test Date	:	2020/12/03
Test Mode	:	Mode 26: MIMO: Transmit (802.11ax-160BW_144.1Mbps) (5250MHz)

Vertical

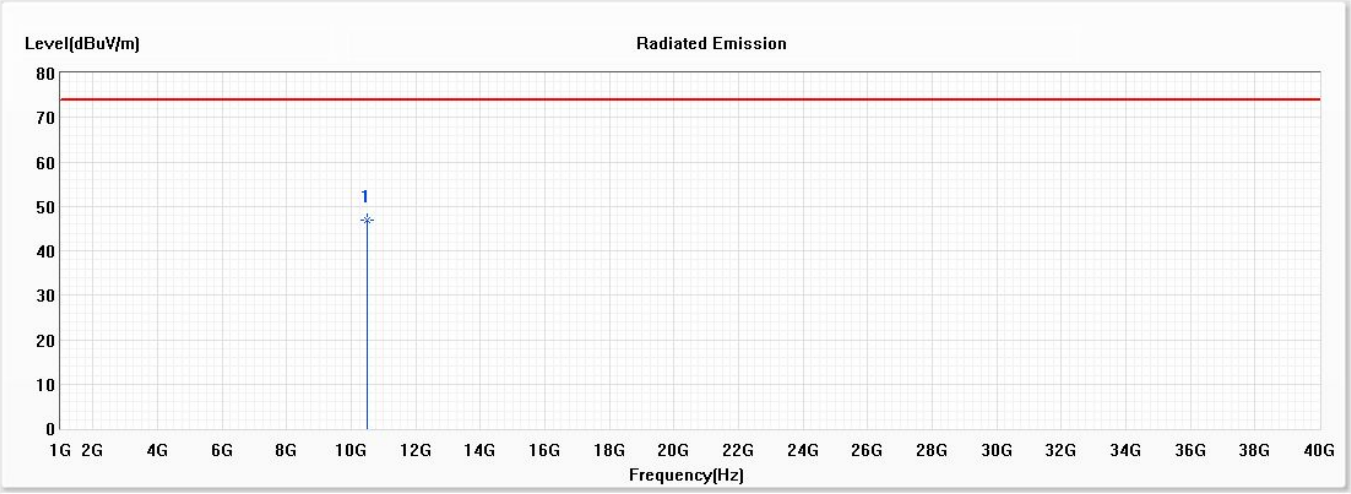

No	Frequency (MHz)	Emission Level (dBuV/m)	Limit (dBuV/m)	Margin (dB)	Reading Level (dBuV)	Correct Factor (dB)	Detector Type
* 1	10500.000	46.85	74.00	-27.15	56.77	-9.92	PK

Note:

1. All Readings below 1GHz are Quasi-Peak, above 1GHz are performed with peak and/or average measurements as necessary.
2. Emission Level = Reading Level + Correct Factor.
3. Correct Factor = Antenna factor + Cable loss –Amplifier gain.
4. The average measurement was not performed when the peak measured data under the limit of average detection.
5. The emission levels of other frequencies are very lower than the limit and not show in test report.

Product	:	Notebook Computers
Test Item	:	Harmonic Radiated Emission Data
Test Date	:	2020/12/03
Test Mode	:	Mode 26: MIMO: Transmit (802.11ax-160BW_144.1Mbps) (5570MHz)

Horizontal

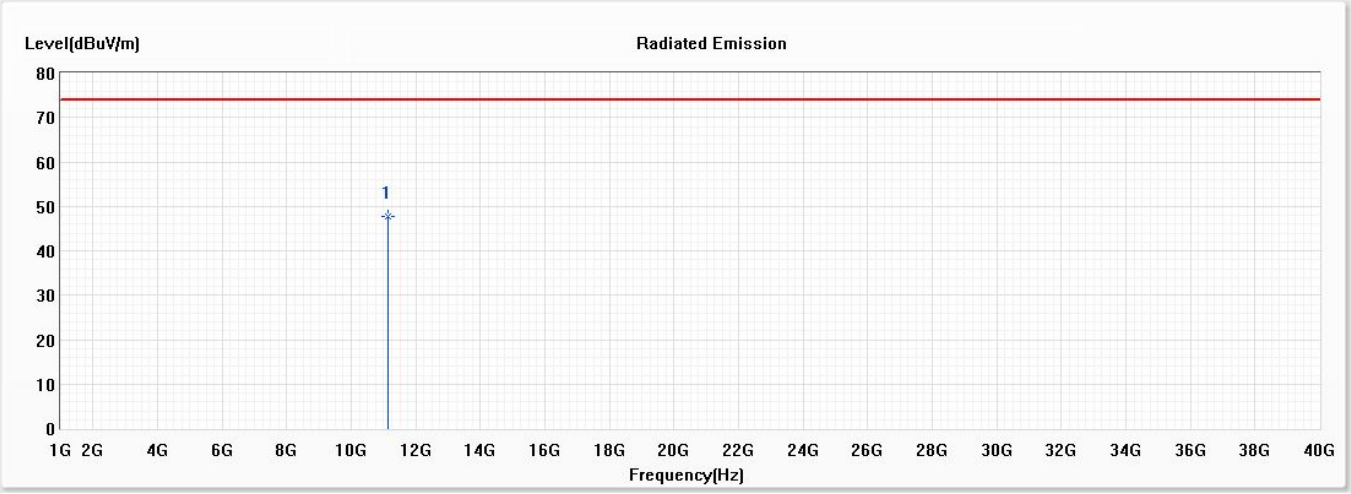

No	Frequency (MHz)	Emission Level (dBuV/m)	Limit (dBuV/m)	Margin (dB)	Reading Level (dBuV)	Correct Factor (dB)	Detector Type
* 1	11140.000	47.71	74.00	-26.29	56.79	-9.08	PK

Note:

1. All Readings below 1GHz are Quasi-Peak, above 1GHz are performed with peak and/or average measurements as necessary.
2. Emission Level = Reading Level + Correct Factor.
3. Correct Factor = Antenna factor + Cable loss –Amplifier gain.
4. The average measurement was not performed when the peak measured data under the limit of average detection.
5. The emission levels of other frequencies are very lower than the limit and not show in test report.

Product	:	Notebook Computers
Test Item	:	Harmonic Radiated Emission Data
Test Date	:	2020/12/03
Test Mode	:	Mode 26: MIMO: Transmit (802.11ax-160BW_144.1Mbps) (5570MHz)

Vertical

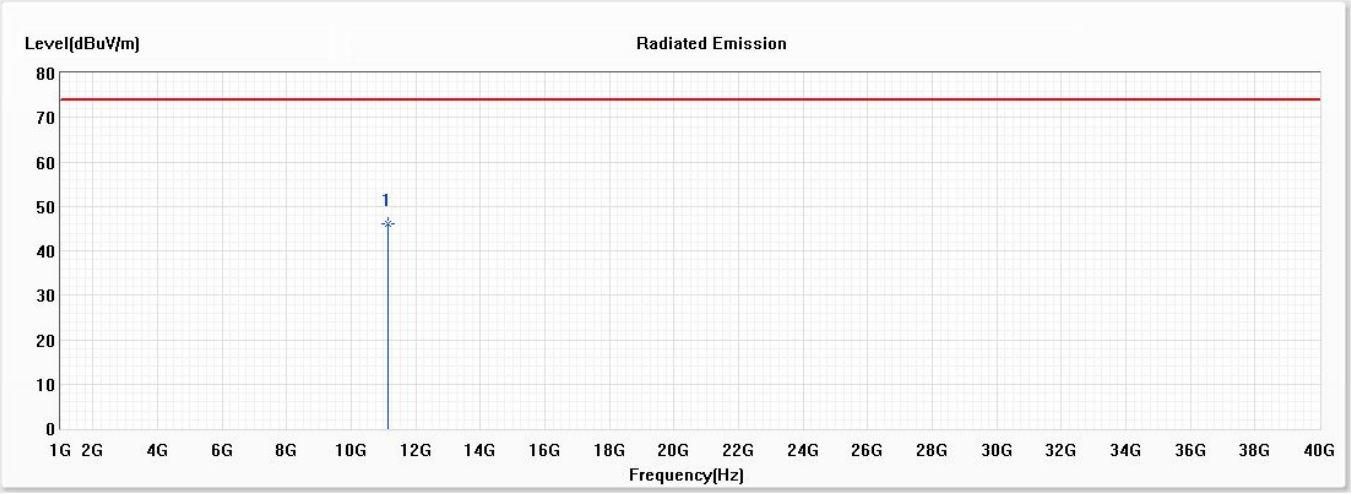

No	Frequency (MHz)	Emission Level (dBuV/m)	Limit (dBuV/m)	Margin (dB)	Reading Level (dBuV)	Correct Factor (dB)	Detector Type
* 1	11140.000	46.18	74.00	-27.82	55.26	-9.08	PK

Note:

1. All Readings below 1GHz are Quasi-Peak, above 1GHz are performed with peak and/or average measurements as necessary.
2. Emission Level = Reading Level + Correct Factor.
3. Correct Factor = Antenna factor + Cable loss –Amplifier gain.
4. The average measurement was not performed when the peak measured data under the limit of average detection.
5. The emission levels of other frequencies are very lower than the limit and not show in test report.

Product	:	Notebook Computers
Test Item	:	General Radiated Emission
Test Date	:	2020/12/04
Test Mode	:	Mode 8: SISO A: Transmit (802.11ax-80BW_36Mbps) (5775MHz)

Horizontal

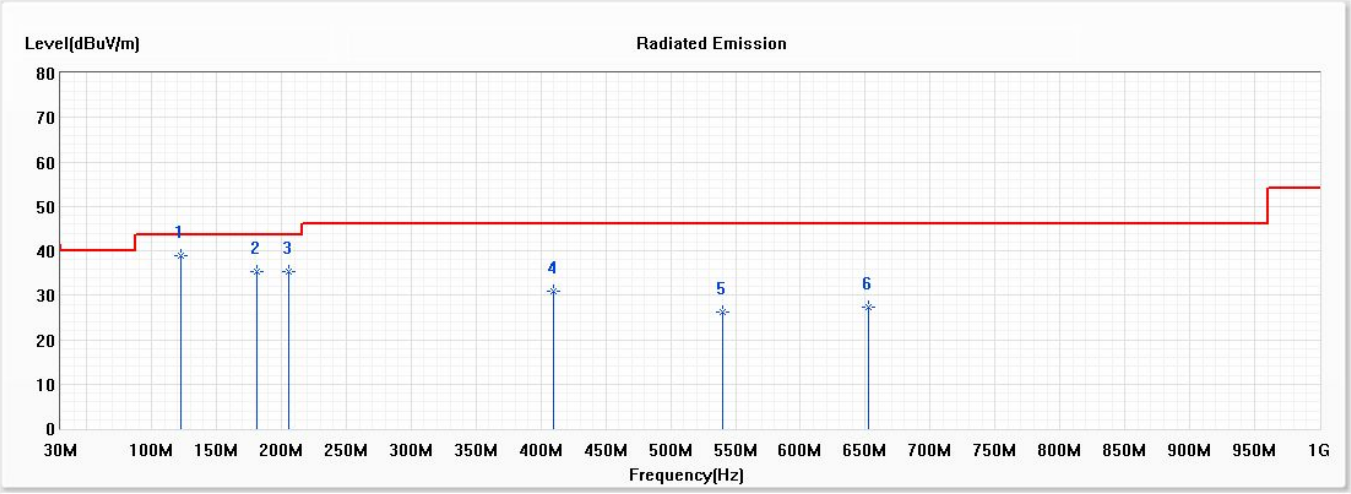

No	Frequency (MHz)	Emission Level (dBuV/m)	Limit (dBuV/m)	Margin (dB)	Reading Level (dBuV)	Correct Factor (dB)	Detector Type
* 1	122.150	38.96	43.50	-4.54	52.22	-13.26	QP
2	181.320	35.33	43.50	-8.17	47.11	-11.78	QP
3	205.570	35.32	43.50	-8.18	48.05	-12.73	QP
4	409.270	30.76	46.00	-15.24	37.84	-7.08	QP
5	540.220	26.34	46.00	-19.66	30.57	-4.23	QP
6	652.740	27.36	46.00	-18.64	29.74	-2.38	QP

Note:

1. All Readings below 1GHz are Quasi-Peak, above 1GHz are performed with peak and/or average measurements as necessary.
2. Emission Level = Reading Level + Correct Factor.
3. Correct Factor = Antenna factor + Cable loss –Amplifier gain.
4. The emission levels of other frequencies are very lower than the limit and not show in test report.
5. No emission found between lowest internal used/generated frequency to 30MHz.
6. Each mode through the pretest, only the worst case is shown in the report.

Product	:	Notebook Computers
Test Item	:	General Radiated Emission
Test Date	:	2020/12/04
Test Mode	:	Mode 8: SISO A: Transmit (802.11ax-80BW_36Mbps) (5775MHz)

Vertical

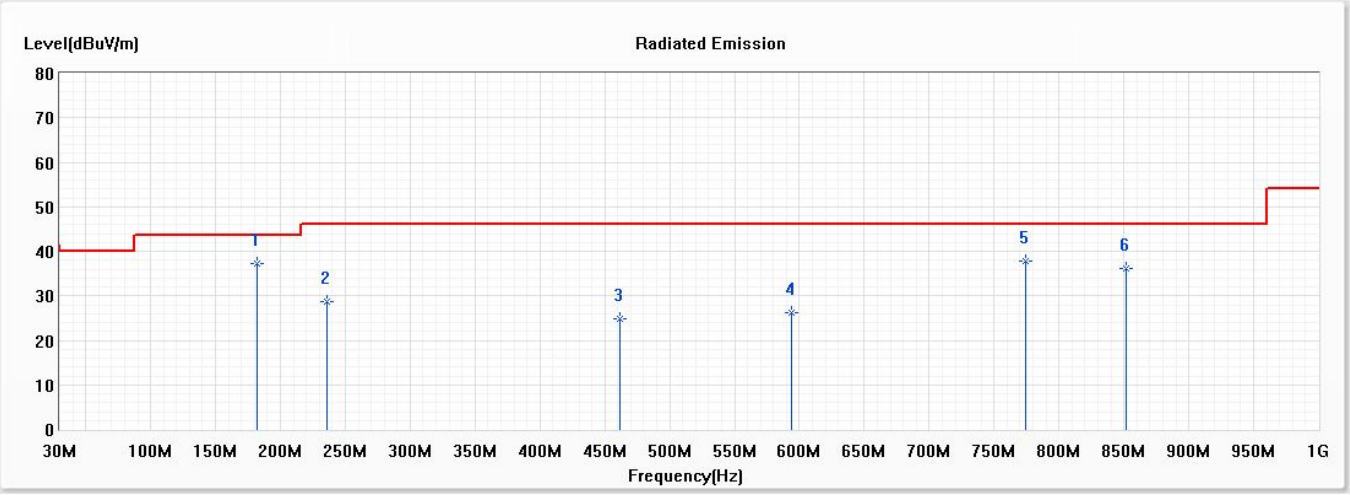

No	Frequency (MHz)	Emission Level (dBuV/m)	Limit (dBuV/m)	Margin (dB)	Reading Level (dBuV)	Correct Factor (dB)	Detector Type
* 1	182.290	37.12	43.50	-6.38	49.00	-11.88	QP
2	235.640	28.68	46.00	-17.32	40.30	-11.62	QP
3	461.650	24.70	46.00	-21.30	30.31	-5.61	QP
4	593.570	26.29	46.00	-19.71	29.35	-3.06	QP
5	773.990	37.77	46.00	-8.23	38.40	-0.63	QP
6	851.590	36.02	46.00	-9.98	35.58	0.44	QP

Note:

1. All Readings below 1GHz are Quasi-Peak, above 1GHz are performed with peak and/or average measurements as necessary.
2. Emission Level = Reading Level + Correct Factor.
3. Correct Factor = Antenna factor + Cable loss –Amplifier gain.
4. The emission levels of other frequencies are very lower than the limit and not show in test report.
5. No emission found between lowest internal used/generated frequency to 30MHz.
6. Each mode through the pretest, only the worst case is shown in the report.

Product	:	Notebook Computers
Test Item	:	General Radiated Emission
Test Date	:	2020/12/04
Test Mode	:	Mode 18: SISO B: Transmit (802.11ax-160BW_72.1Mbps) (5250MHz)

Horizontal

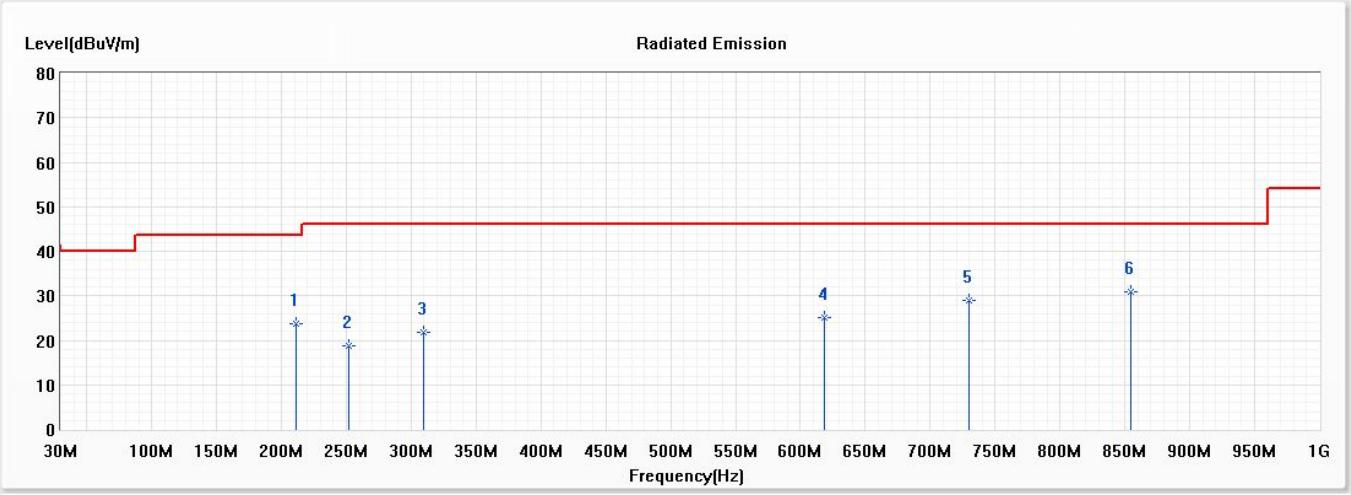

No	Frequency (MHz)	Emission Level (dBuV/m)	Limit (dBuV/m)	Margin (dB)	Reading Level (dBuV)	Correct Factor (dB)	Detector Type
1	211.390	23.60	43.50	-19.90	36.19	-12.59	QP
2	252.130	18.64	46.00	-27.36	29.89	-11.25	QP
3	309.360	21.73	46.00	-24.27	30.95	-9.22	QP
4	618.790	25.02	46.00	-20.98	27.77	-2.75	QP
5	730.340	29.09	46.00	-16.91	30.30	-1.21	QP
* 6	854.500	30.99	46.00	-15.01	30.54	0.45	QP

Note:

1. All Readings below 1GHz are Quasi-Peak, above 1GHz are performed with peak and/or average measurements as necessary.
2. Emission Level = Reading Level + Correct Factor.
3. Correct Factor = Antenna factor + Cable loss –Amplifier gain.
4. The emission levels of other frequencies are very lower than the limit and not show in test report.
5. No emission found between lowest internal used/generated frequency to 30MHz.
6. Each mode through the pretest, only the worst case is shown in the report.

Product	:	Notebook Computers
Test Item	:	General Radiated Emission
Test Date	:	2020/12/04
Test Mode	:	Mode 18: SISO B: Transmit (802.11ax-160BW_72.1Mbps) (5250MHz)

Vertical

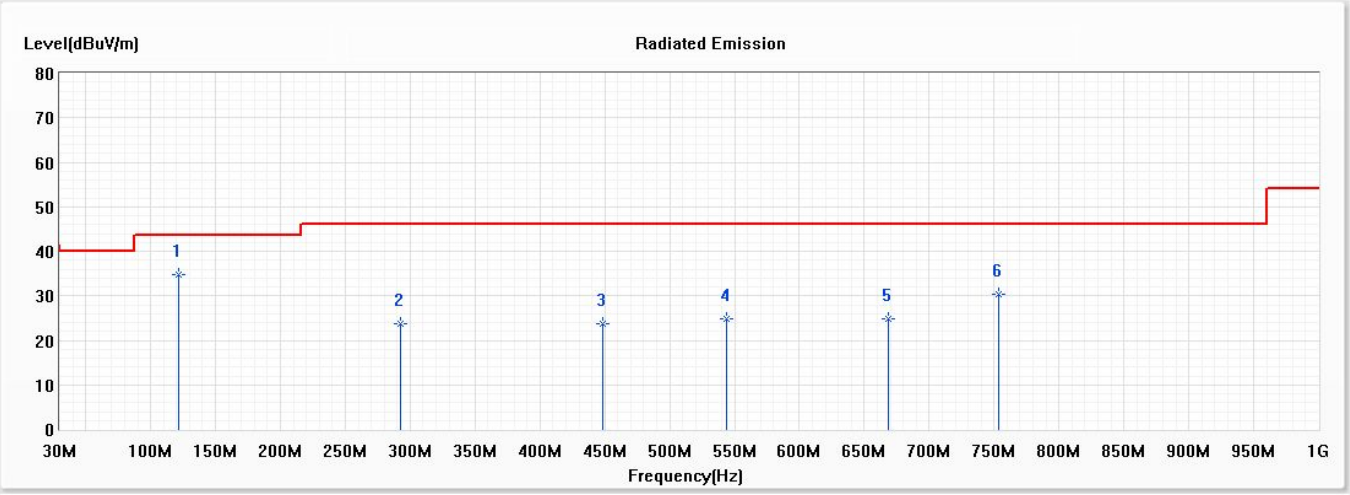

No	Frequency (MHz)	Emission Level (dBuV/m)	Limit (dBuV/m)	Margin (dB)	Reading Level (dBuV)	Correct Factor (dB)	Detector Type
* 1	121.180	34.74	43.50	-8.76	48.11	-13.37	QP
2	292.870	23.77	46.00	-22.23	33.53	-9.76	QP
3	448.070	23.70	46.00	-22.30	29.68	-5.98	QP
4	544.100	24.92	46.00	-21.08	29.13	-4.21	QP
5	668.260	24.84	46.00	-21.16	27.15	-2.31	QP
6	753.620	30.48	46.00	-15.52	31.21	-0.73	QP

Note:

1. All Readings below 1GHz are Quasi-Peak, above 1GHz are performed with peak and/or average measurements as necessary.
2. Emission Level = Reading Level + Correct Factor.
3. Correct Factor = Antenna factor + Cable loss –Amplifier gain.
4. The emission levels of other frequencies are very lower than the limit and not show in test report.
5. No emission found between lowest internal used/generated frequency to 30MHz.
6. Each mode through the pretest, only the worst case is shown in the report.

Product	:	Notebook Computers
Test Item	:	General Radiated Emission
Test Date	:	2020/12/04
Test Mode	:	Mode 26: MIMO: Transmit (802.11ax-160BW_144.1Mbps) (5250MHz)

Horizontal

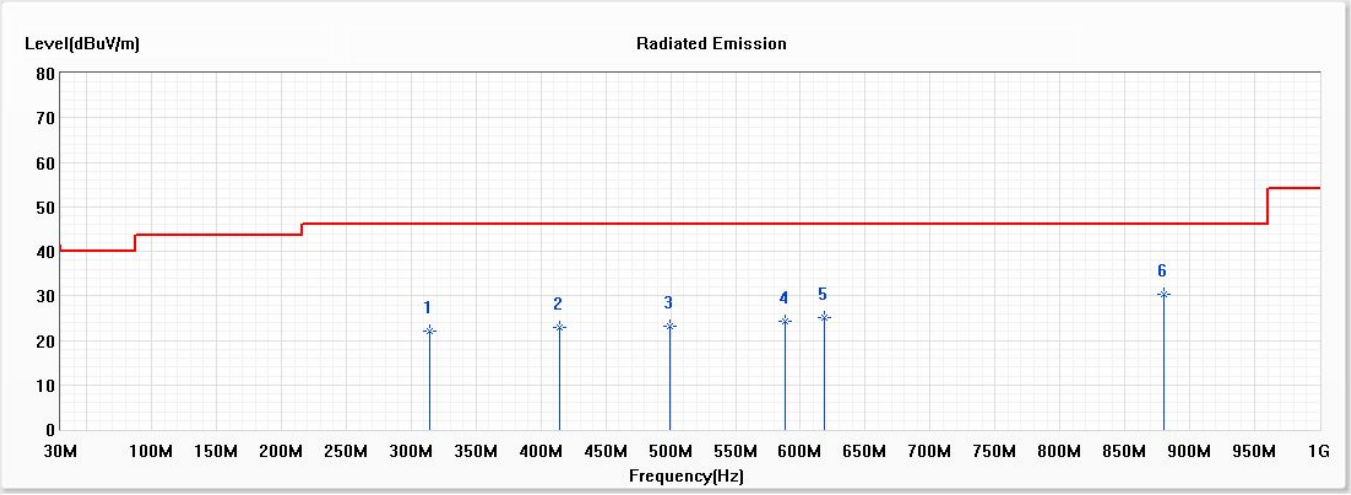

No	Frequency (MHz)	Emission Level (dBuV/m)	Limit (dBuV/m)	Margin (dB)	Reading Level (dBuV)	Correct Factor (dB)	Detector Type
1	314.210	21.94	46.00	-24.06	30.96	-9.02	QP
2	414.120	22.83	46.00	-23.17	29.75	-6.92	QP
3	499.480	23.06	46.00	-22.94	27.99	-4.93	QP
4	587.750	24.39	46.00	-21.61	27.70	-3.31	QP
5	618.790	25.02	46.00	-20.98	27.77	-2.75	QP
* 6	880.320	30.29	46.00	-15.71	29.79	0.50	QP

Note:

1. All Readings below 1GHz are Quasi-Peak, above 1GHz are performed with peak and/or average measurements as necessary.
2. Emission Level = Reading Level + Correct Factor.
3. Correct Factor = Antenna factor + Cable loss –Amplifier gain.
4. The emission levels of other frequencies are very lower than the limit and not show in test report.
5. No emission found between lowest internal used/generated frequency to 30MHz.
6. Each mode through the pretest, only the worst case is shown in the report.

Product	:	Notebook Computers
Test Item	:	General Radiated Emission
Test Date	:	2020/12/04
Test Mode	:	Mode 26: MIMO: Transmit (802.11ax-160BW_144.1Mbps) (5250MHz)

Vertical

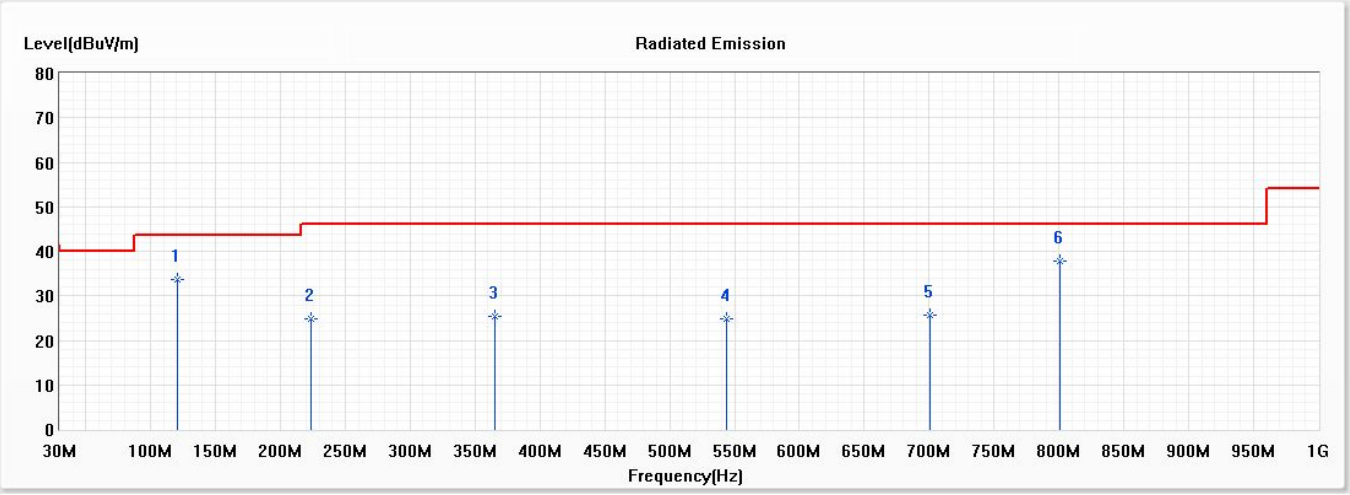

No	Frequency (MHz)	Emission Level (dBuV/m)	Limit (dBuV/m)	Margin (dB)	Reading Level (dBuV)	Correct Factor (dB)	Detector Type
1	120.210	33.58	43.50	-9.92	47.06	-13.48	QP
2	224.000	24.92	46.00	-21.08	37.29	-12.37	QP
3	365.620	25.45	46.00	-20.55	33.30	-7.85	QP
4	544.100	24.92	46.00	-21.08	29.13	-4.21	QP
5	700.270	25.64	46.00	-20.36	27.41	-1.77	QP
* 6	801.150	37.68	46.00	-8.32	38.23	-0.55	QP

Note:

1. All Readings below 1GHz are Quasi-Peak, above 1GHz are performed with peak and/or average measurements as necessary.
2. Emission Level = Reading Level + Correct Factor.
3. Correct Factor = Antenna factor + Cable loss –Amplifier gain.
4. The emission levels of other frequencies are very lower than the limit and not show in test report.
5. No emission found between lowest internal used/generated frequency to 30MHz.
6. Each mode through the pretest, only the worst case is shown in the report.

6. Band Edge

6.1. Test Setup

RF Conducted Measurement:

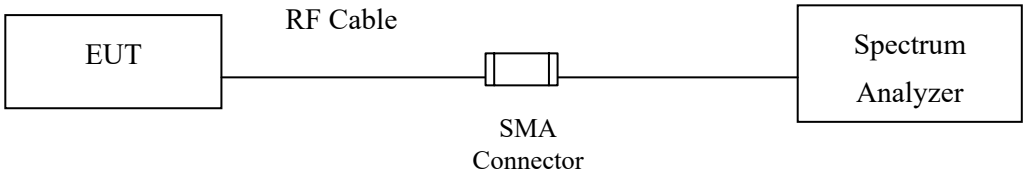

RF Radiated Measurement:

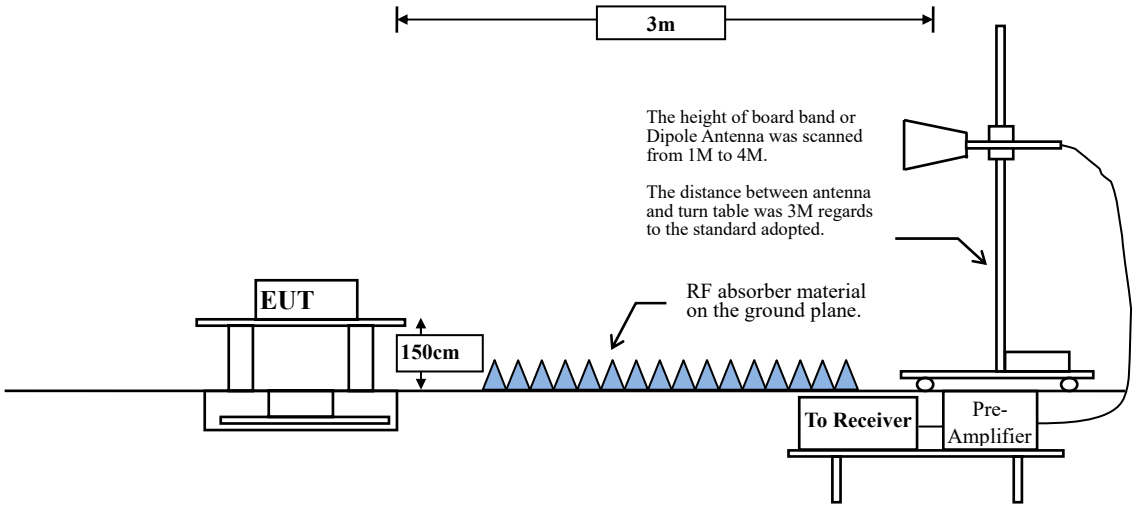

6.2. Limits

The provisions of Section 15.205 of this part apply to intentional radiators operating under this section.

Radiated emissions which fall in the restricted bands, as defined in Section 15.205, must also comply with the radiated emission limits specified in Section 15.209:

FCC Part 15 Subpart C Paragraph 15.209 Limits		
Frequency MHz	uV/m @3m	dBμV/m@3m
30-88	100	40
88-216	150	43.5
216-960	200	46
Above 960	500	54

Remarks : 1. RF Voltage (dBμV) = 20 log RF Voltage (uV)

2. In the Above Table, the tighter limit applies at the band edges.

3. Distance refers to the distance in meters between the measuring instrument antenna and the closed point of any part of the device or system.

6.3. Test Procedure

The EUT is placed on a turn table which is 1.5 meter above ground. The turn table can rotate 360 degrees to determine the position of the maximum emission level. The EUT was positioned such that the distance from antenna to the EUT was 3 meters.

The antenna can move up and down between 1 meter and 4 meters to find out the maximum emission level.

Both horizontal and vertical polarization of the antenna are set on measurement. In order to find the maximum emission, all of the interface cables must be manipulated according to ANSI C63.10:2013 on radiated measurement.

The bandwidth below 1GHz setting on the field strength meter is 120 kHz, above 1GHz are 1 MHz.

The EUT was setup to ANSI C63.10, 2013; tested to UNII test procedure of FCC KDB-789033 for compliance to FCC 47CFR Subpart E requirements.

RBW and VBW Parameter setting:

According to KDB 789033 section II.G.5 Procedure for Unwanted Maximum Emissions Measurements above 1000 MHz.

RBW = 1MHz.

VBW ≥ 3MHz.

According to KDB 789033 section II.G.6 Procedures for Average Unwanted Emissions Measurements above 1000 MHz.

RBW = 1MHz.

VBW = 10Hz, when duty cycle ≥ 98 %

VBW ≥ 1/T, when duty cycle < 98 %

(T refers to the minimum transmission duration over which the transmitter is on and is transmitting at its maximum power control level for the tested mode of operation.)

SISO A

5GHz band	Duty Cycle (%)	T (ms)	1/T (Hz)	VBW (Hz)
802.11 a	88.89	2.0870	479	500
802.11 n20	98.39	24.6960	40	10
802.11 n40	98.36	17.8480	56	10
802.11 ac80	96.72	10.8913	92	100
802.11 ac160	95.50	5.5362	181	500
802.11 ax20	98.53	24.8040	40	10
802.11 ax40	98.58	18.6160	54	10
802.11 ax80	95.53	8.8333	113	500
802.11 ax160	94.54	4.5217	221	500
802.11 ax20-26/0-RU	96.79	3.9348	254	500
802.11 ax20-52/37-RU	95.72	3.8913	257	500
802.11 ax20-106/53-RU	96.81	3.9565	253	500
802.11 ax40-242/61-RU	97.33	3.9565	253	500
802.11 ax80-484/65-RU	96.79	3.9348	254	500
802.11 ax160-996/67-RU	97.86	3.9783	251	500

Note: Duty Cycle Refer to Section 8.

SISO B

5GHz band	Duty Cycle (%)	T (ms)	1/T (Hz)	VBW (Hz)
802.11 a	88.89	2.0870	479	500
802.11 n20	99.43	24.6990	40	10
802.11 n40	97.55	17.8990	56	100
802.11 ac80	96.69	11.0145	91	100
802.11 ac160	95.64	5.5652	180	500
802.11 ax20	97.95	24.6090	41	100
802.11 ax40	97.98	18.6090	54	100
802.11 ax80	95.30	8.8188	113	500
802.11 ax160	94.54	4.5217	221	500
802.11 ax20-26/0-RU	96.78	3.9275	255	500
802.11 ax20-52/37-RU	96.78	3.9275	255	500
802.11 ax20-106/53-RU	97.86	3.9710	252	500
802.11 ax40-242/61-RU	97.83	3.9275	255	500
802.11 ax80-484/65-RU	96.78	3.9275	255	500
802.11 ax160-996/67-RU	96.25	3.9058	256	500

Note: Duty Cycle Refer to Section 8.

MIMO

5GHz band	Duty Cycle (%)	T (ms)	1/T (Hz)	VBW (Hz)
802.11 n20	98.46	18.4930	54	10
802.11 n40	95.16	8.8406	113	500
802.11 ac80	93.30	5.4493	184	500
802.11 ac160	97.91	2.9657	337	500
802.11 ax20	98.25	18.6960	53	10
802.11 ax40	96.41	9.3333	107	500
802.11 ax80	92.22	4.4638	224	500
802.11 ax160	87.50	2.2319	448	500
802.11 ax20-26/0-RU	97.30	3.9130	256	500
802.11 ax20-52/37-RU	97.31	3.9348	254	500
802.11 ax20-106/53-RU	97.31	3.9348	254	500
802.11 ax40-242/61-RU	97.85	3.9565	253	500
802.11 ax80-484/65-RU	97.33	3.9565	253	500
802.11 ax160-996/67-RU	97.85	3.9565	253	500

Note: Duty Cycle Refer to Section 8.

6.4. Test Result of Band Edge

Product : Notebook Computers
Test Item : Band Edge Data
Test Date : 2020/11/21
Test Mode : Mode 1 SISO A: Transmit (802.11a_6Mbps)-Channel 149

Peak:

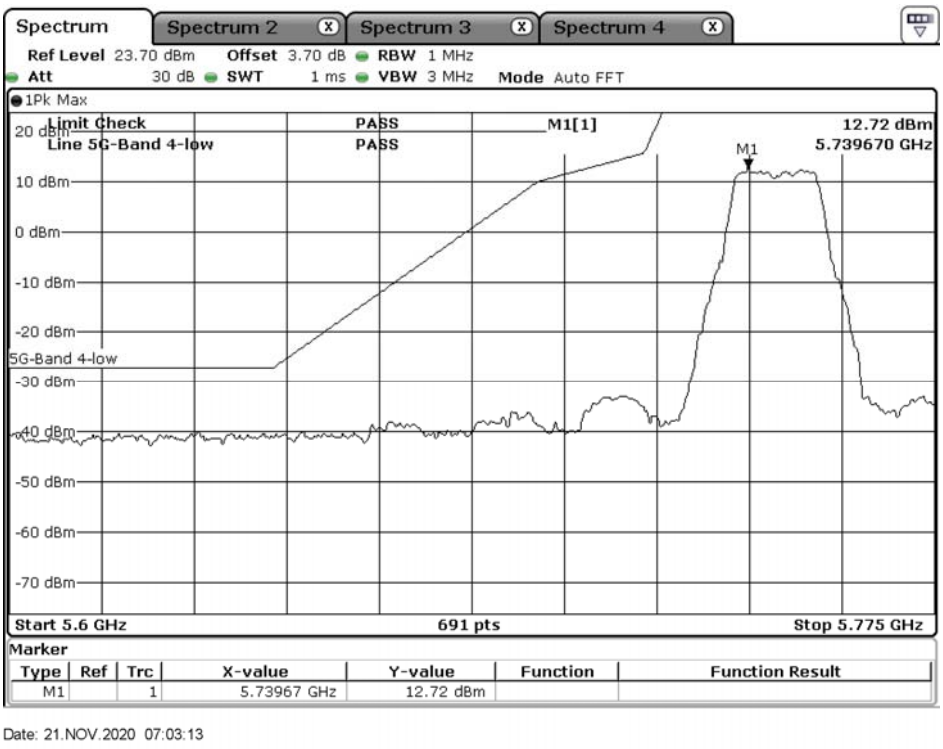

Product	:	Notebook Computers
Test Item	:	Band Edge Data
Test Date	:	2020/11/21
Test Mode	:	Mode 1 SISO A: Transmit (802.11a_6Mbps)-Channel 165

Peak:

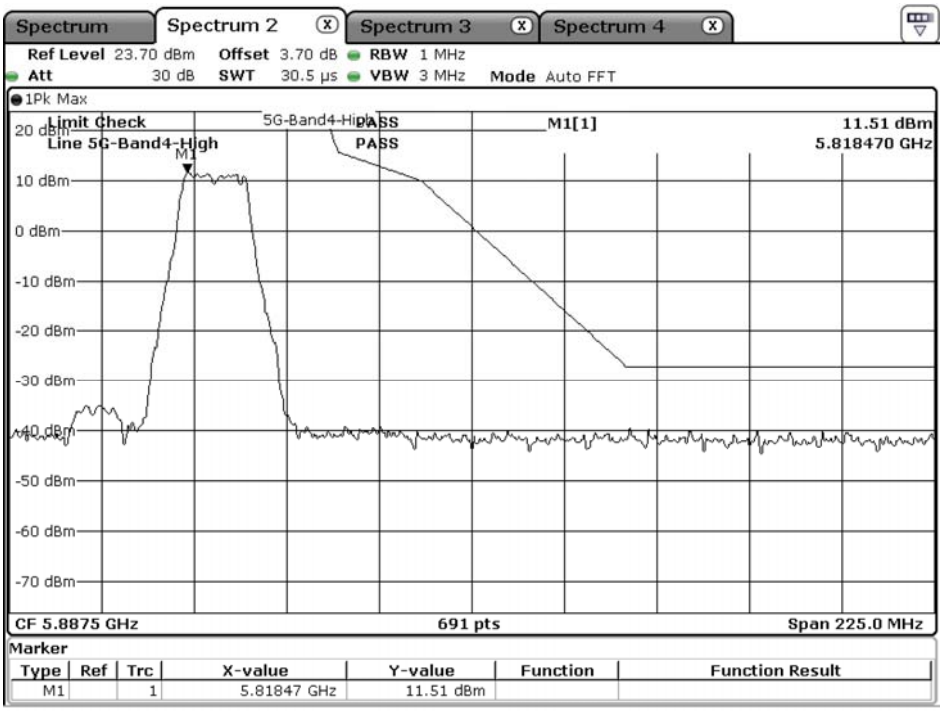

Product	:	Notebook Computers
Test Item	:	Band Edge Data
Test Date	:	2020/11/21
Test Mode	:	Mode 6: SISO A: Transmit (802.11ax-20BW_8.6Mbps)-Channel 149

Peak:

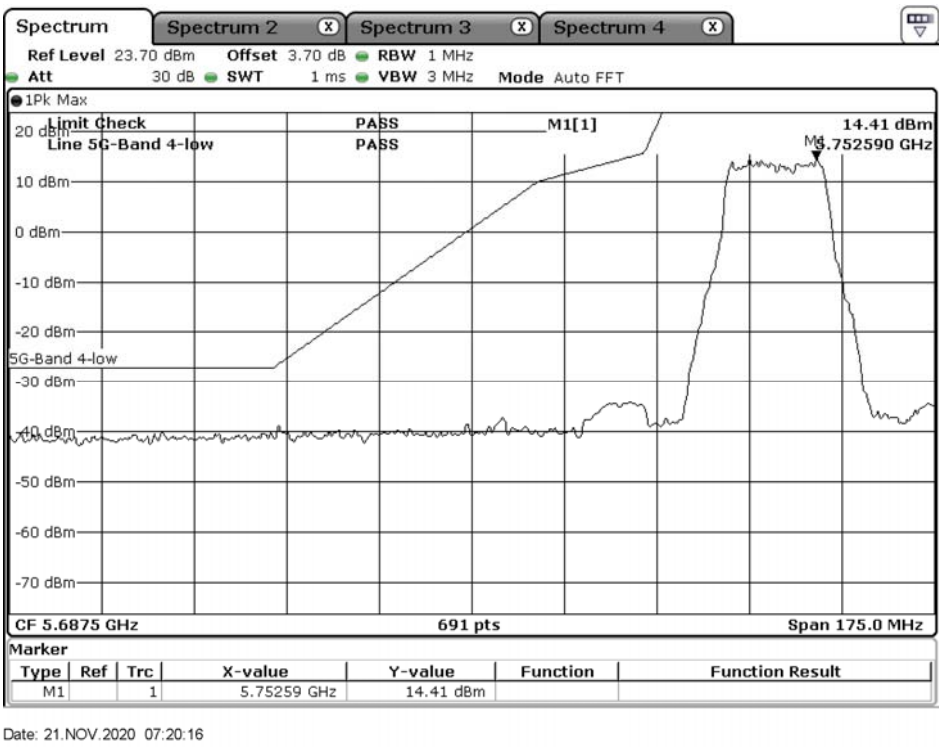

Product	:	Notebook Computers
Test Item	:	Band Edge Data
Test Date	:	2020/11/21
Test Mode	:	Mode 1 SISO A: Transmit (802.11a_6Mbps)-Channel 165

Peak:

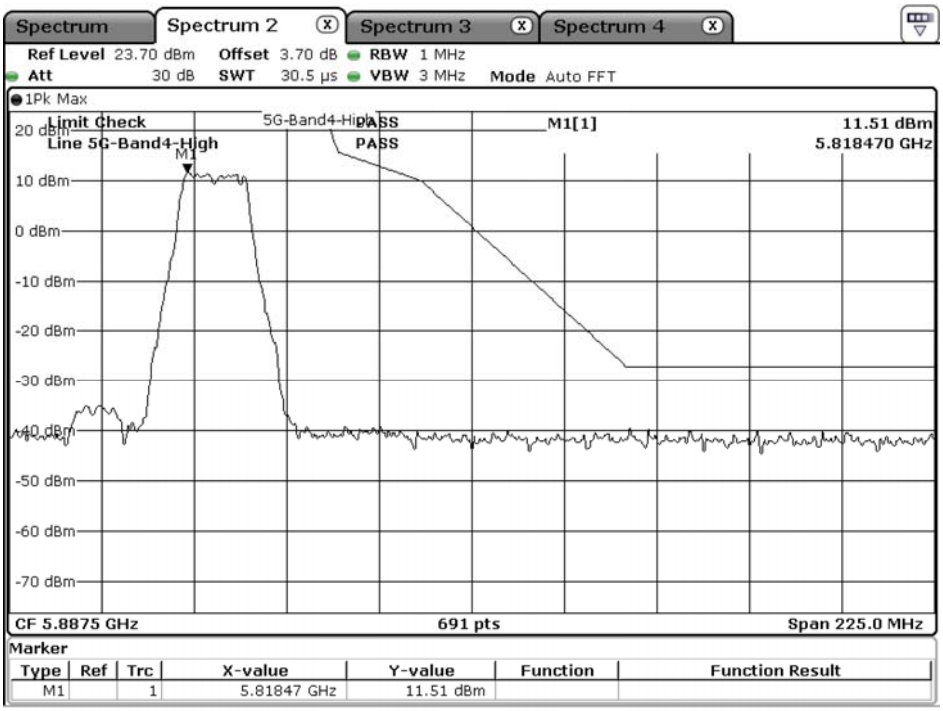

Product	:	Notebook Computers
Test Item	:	Band Edge Data
Test Date	:	2020/11/21
Test Mode	:	Mode 7: SISO A: Transmit (802.11ax-40BW_17.2Mbps)-Channel 151

Peak:

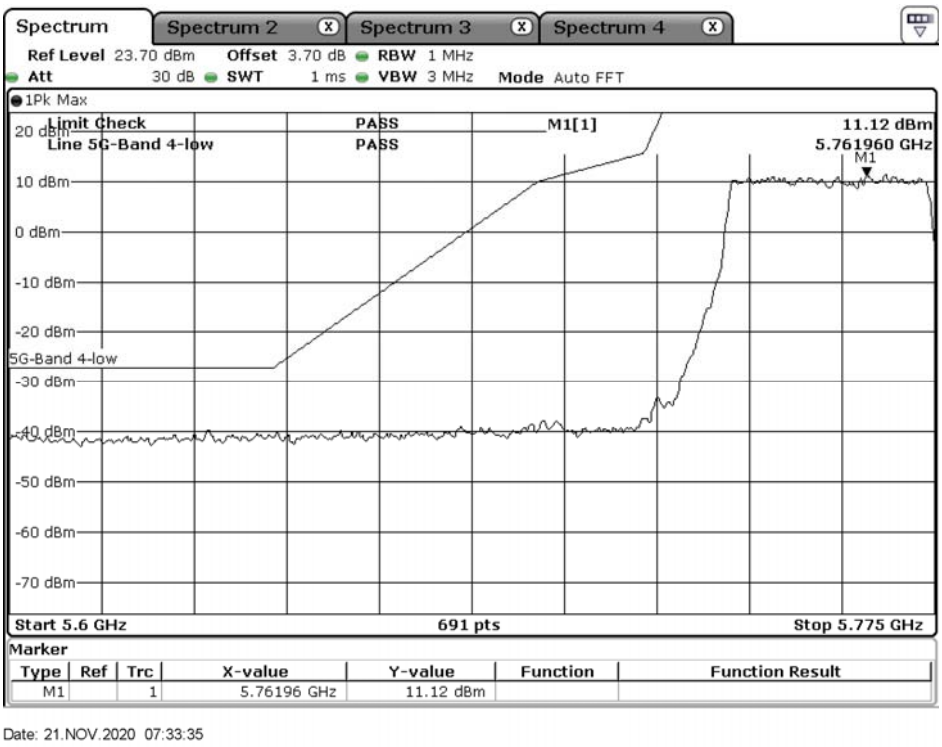

Product	:	Notebook Computers
Test Item	:	Band Edge Data
Test Date	:	2020/11/21
Test Mode	:	Mode 7: SISO A: Transmit (802.11ax-40BW_17.2Mbps)-Channel 159

Peak:

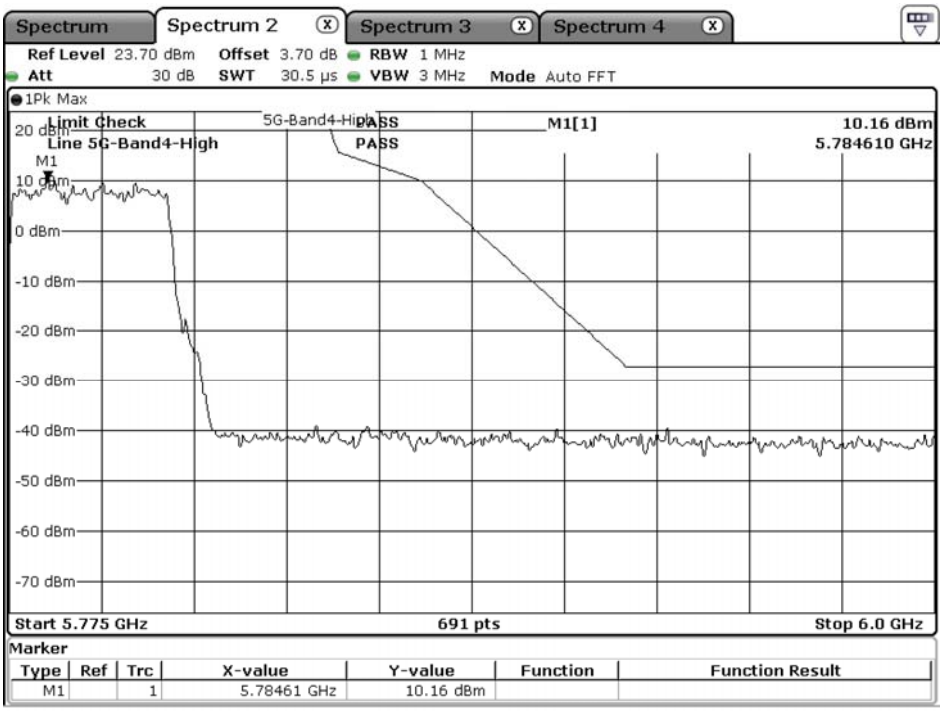

Date: 21.NOV.2020 07:34:26

Product	:	Notebook Computers
Test Item	:	Band Edge Data
Test Date	:	2020/11/21
Test Mode	:	Mode 9: SISO A: Transmit (802.11ax-160BW_72.1Mbps)-Channel 155

Peak:

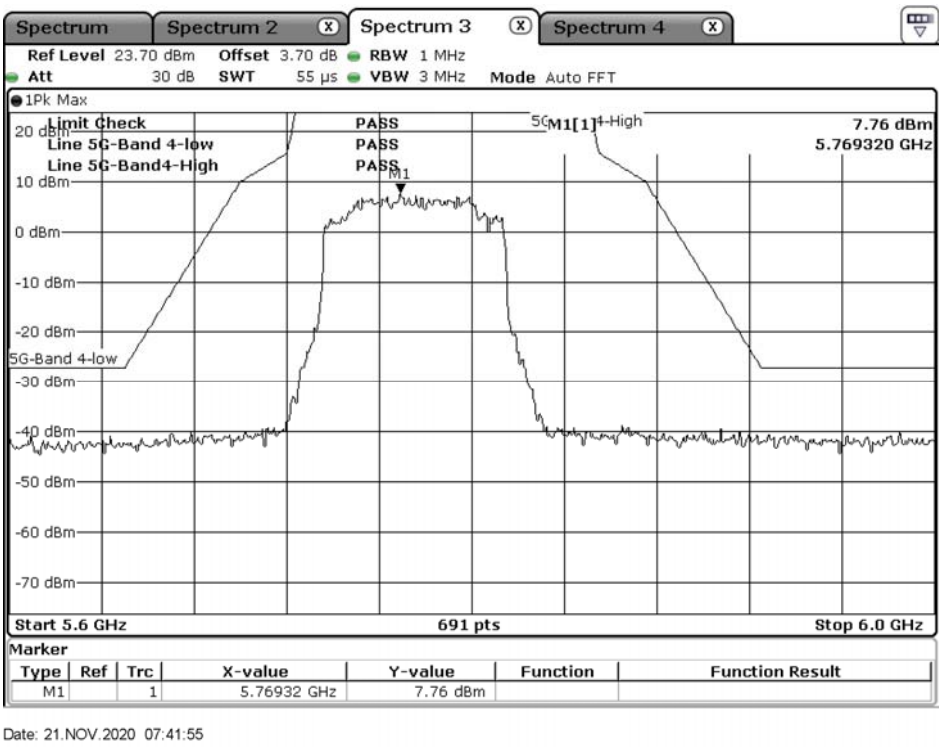

Product	:	Notebook Computers
Test Item	:	Band Edge Data
Test Date	:	2020/11/21
Test Mode	:	Mode 10 SISO B: Transmit (802.11a_6Mbps)-Channel 36

Peak:

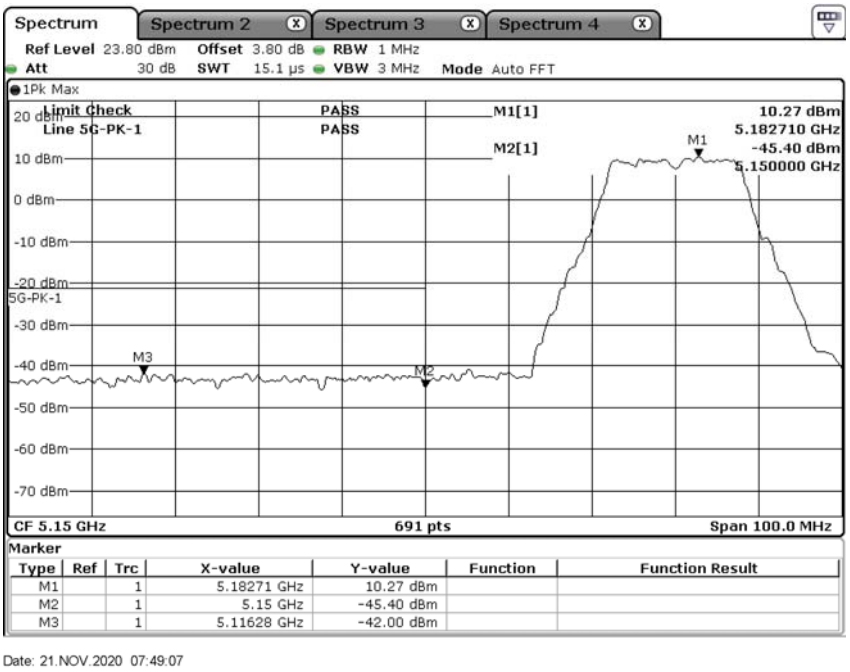

Date: 21.NOV.2020 07:49:07

Average:

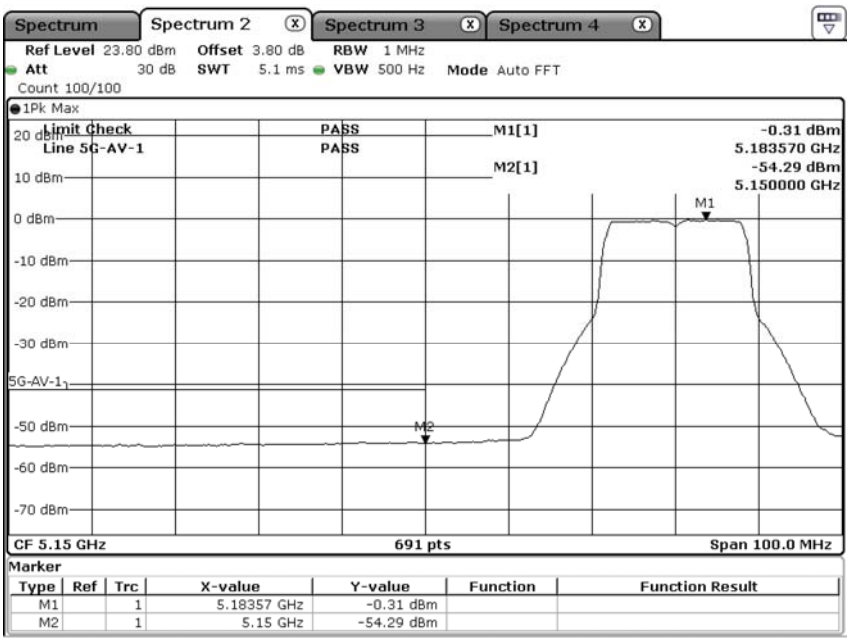

Date: 21.NOV.2020 07:49:59

Product	:	Notebook Computers
Test Item	:	Band Edge Data
Test Date	:	2020/11/21
Test Mode	:	Mode 10 SISO B: Transmit (802.11a_6Mbps)-Channel 64

Peak:

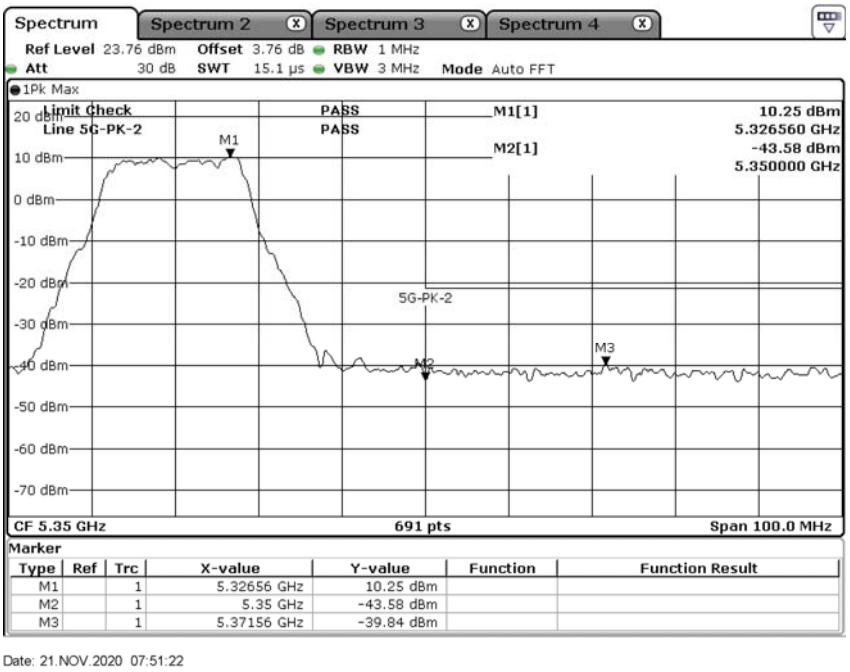

Date: 21.NOV.2020 07:51:22

Average:

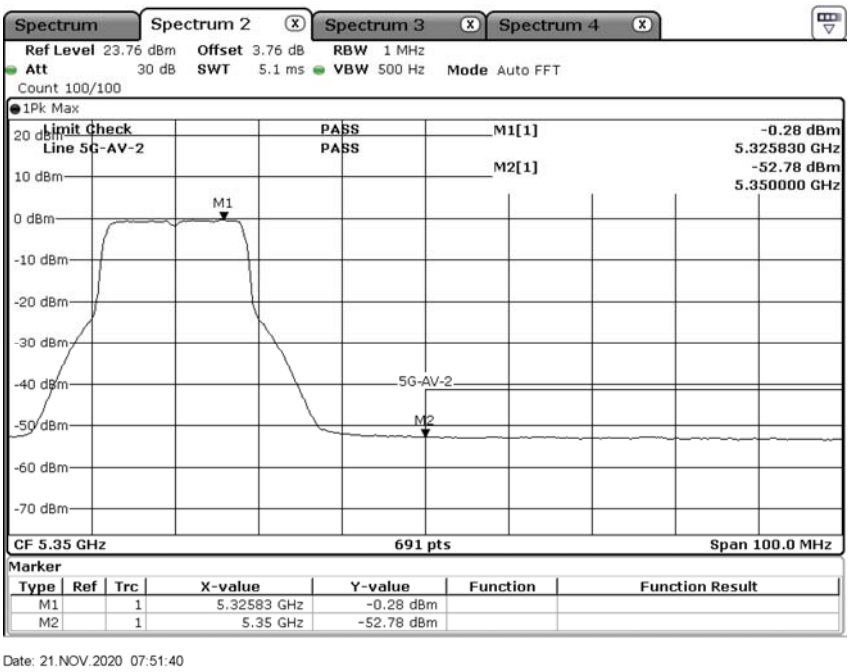

Date: 21.NOV.2020 07:51:40

Product	:	Notebook Computers
Test Item	:	Band Edge Data
Test Date	:	2020/11/21
Test Mode	:	Mode 10 SISO B: Transmit (802.11a_6Mbps)-Channel 100

Peak:

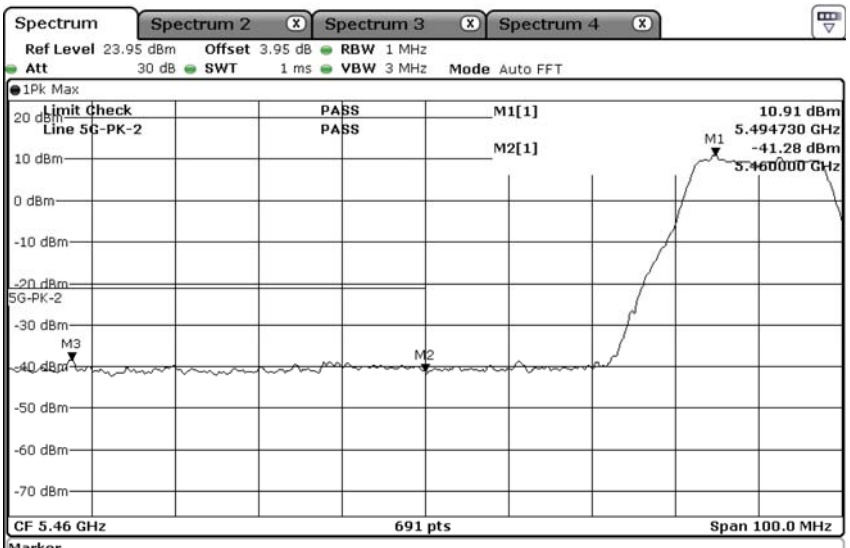

Date: 21.NOV.2020 07:52:31

Average:

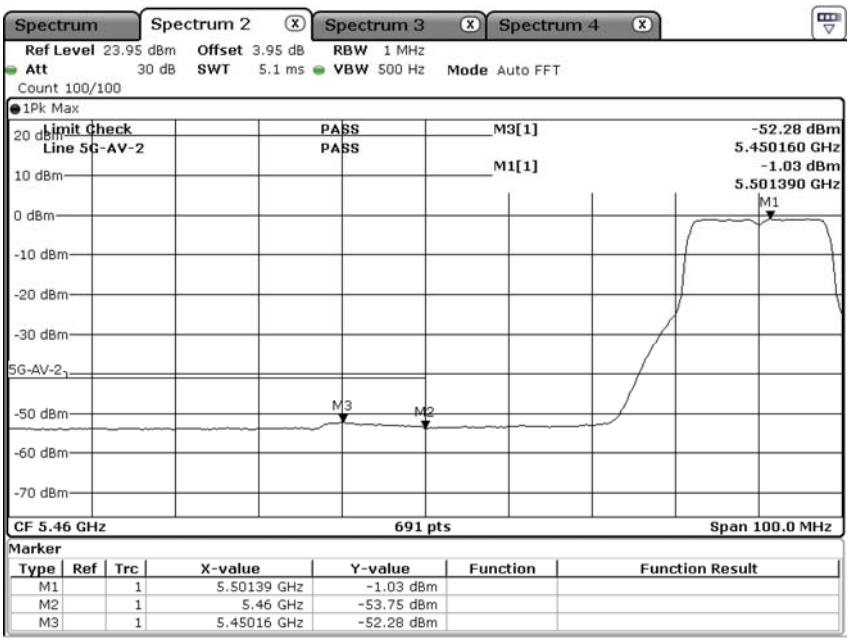

Date: 21.NOV.2020 07:52:54

Product	:	Notebook Computers
Test Item	:	Band Edge Data
Test Date	:	2020/11/21
Test Mode	:	Mode 10 SISO B: Transmit (802.11a_6Mbps)-Channel 100

Peak:

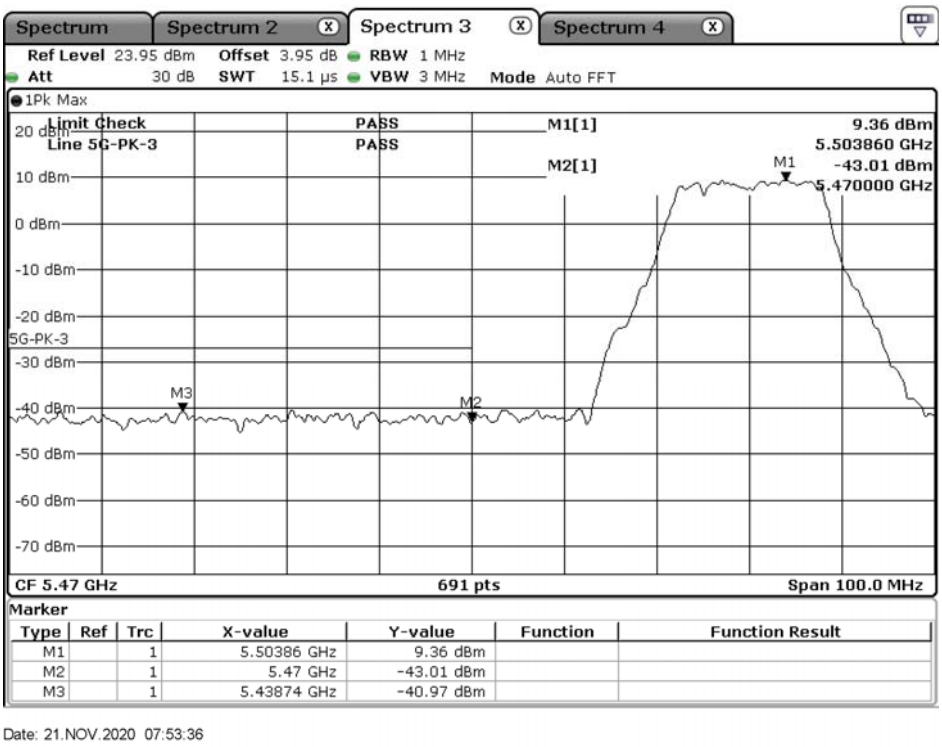

Product	:	Notebook Computers
Test Item	:	Band Edge Data
Test Date	:	2020/11/21
Test Mode	:	Mode 10 SISO B: Transmit (802.11a_6Mbps)-Channel 140

Peak:

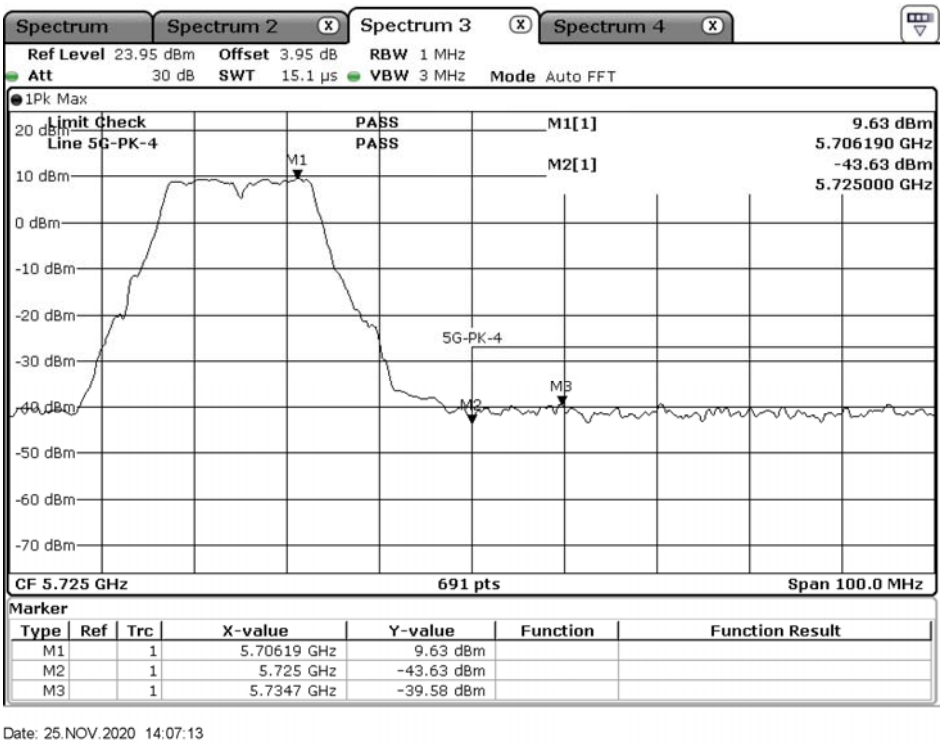

Product : Notebook Computers
Test Item : Band Edge Data
Test Date : 2020/11/21
Test Mode : Mode 15: SISO B: Transmit (802.11ax-20BW_8.6Mbps)-Channel 36

Peak:

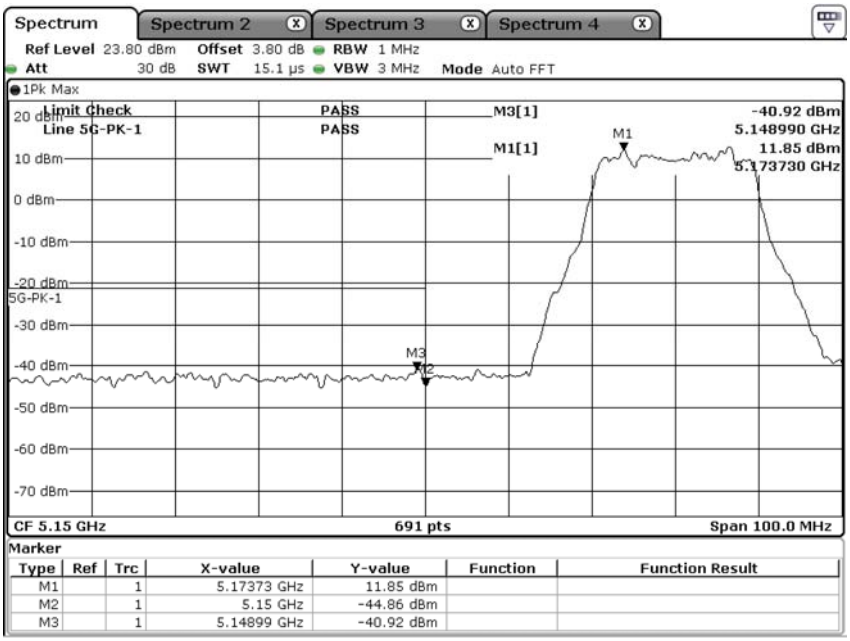

Date: 21.NOV.2020 07:59:40

Average:

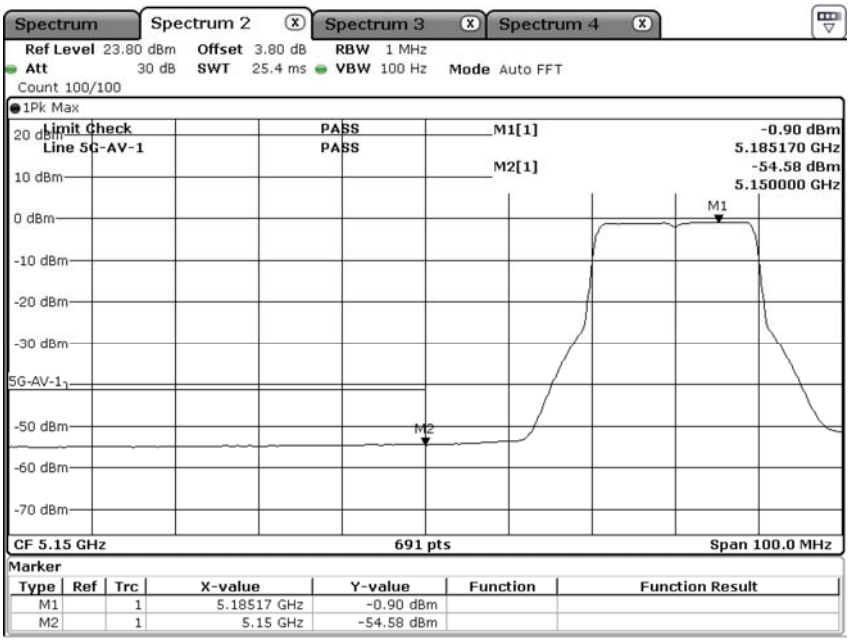

Date: 21.NOV.2020 08:00:10

Product : Notebook Computers
Test Item : Band Edge Data
Test Date : 2020/11/21
Test Mode : Mode 15: SISO B: Transmit (802.11ax-20BW_8.6Mbps)-Channel 64

Peak:

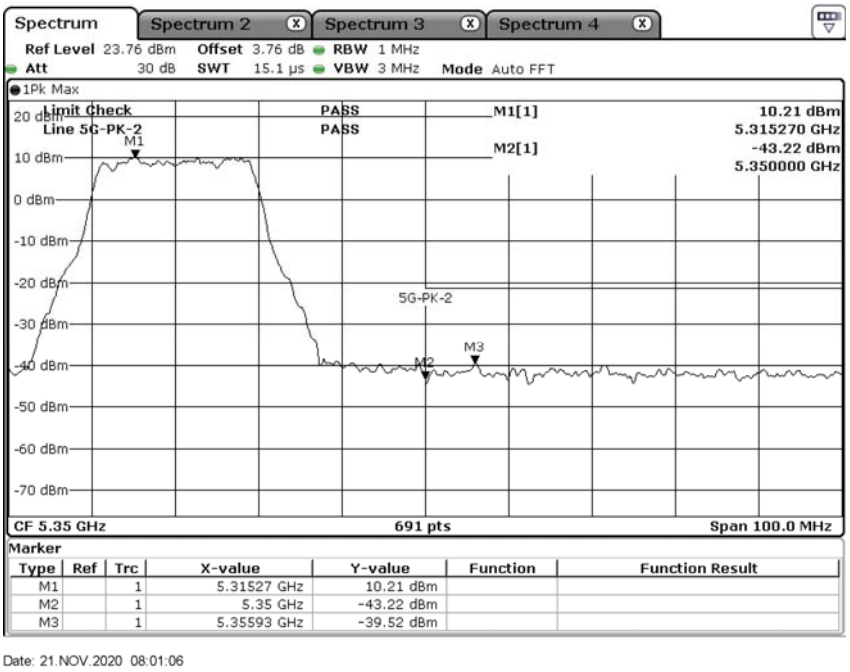

Date: 21.NOV.2020 08:01:06

Average:

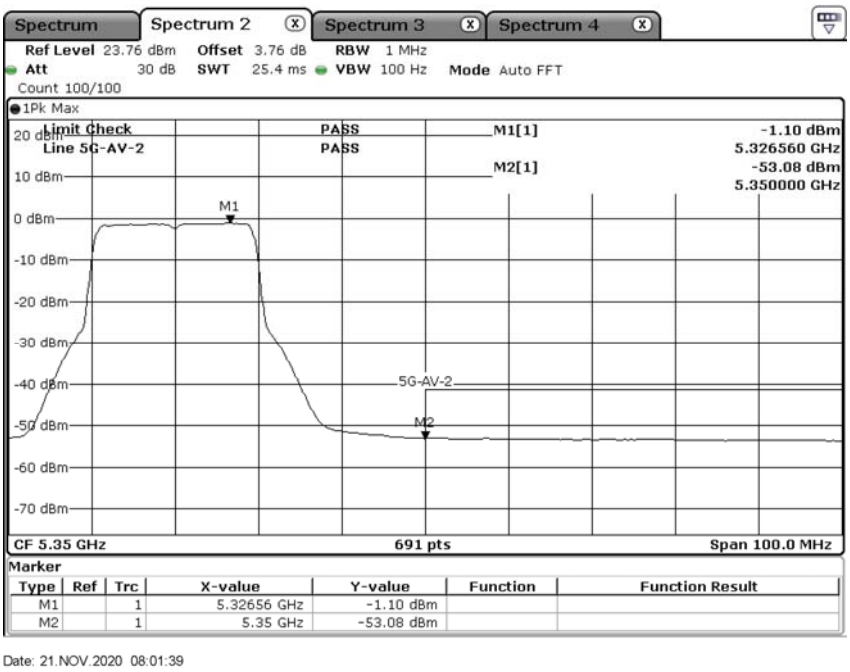

Date: 21.NOV.2020 08:01:39

Product : Notebook Computers
Test Item : Band Edge Data
Test Date : 2020/11/21
Test Mode : Mode 15: SISO B: Transmit (802.11ax-20BW_8.6Mbps)-Channel 100

Peak:

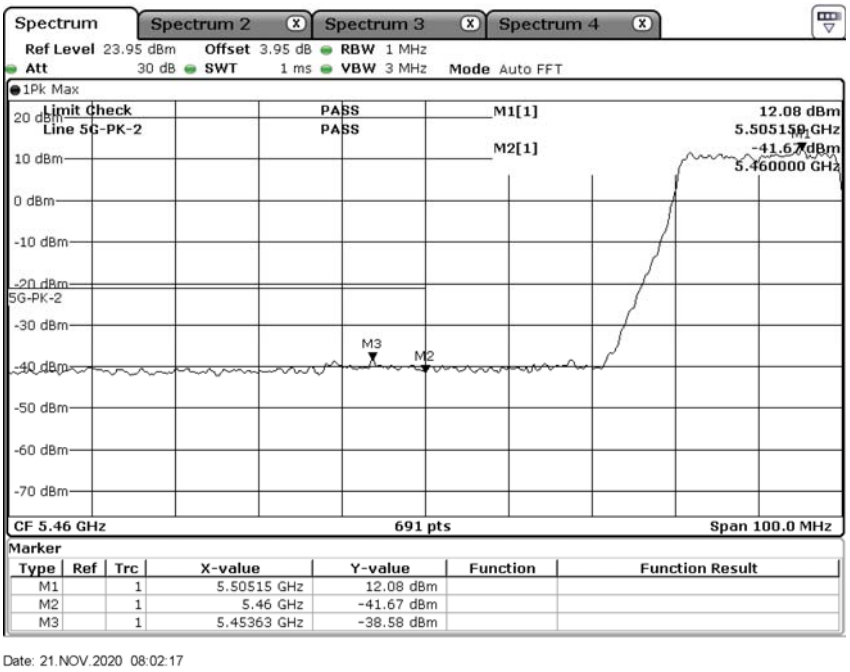

Average:

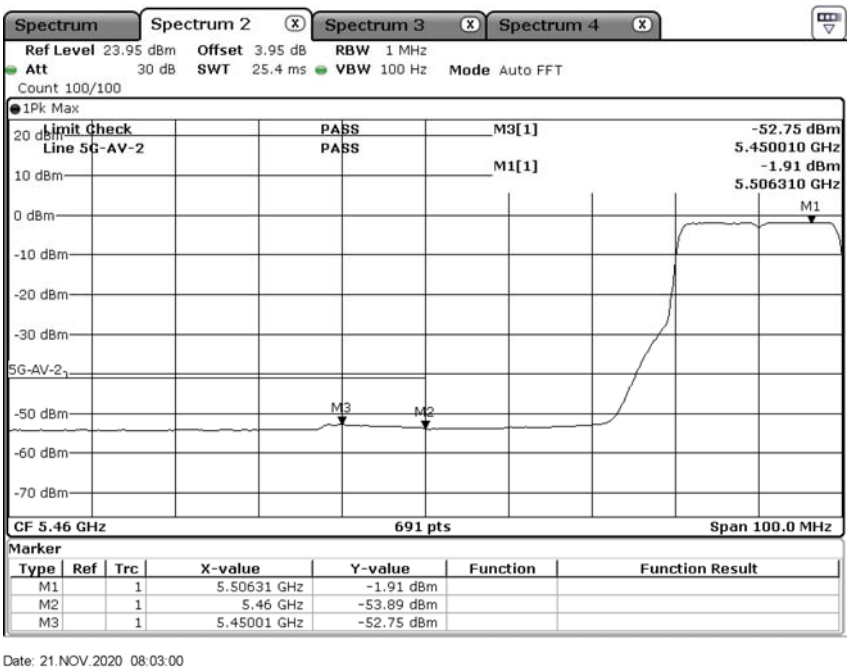

Product	:	Notebook Computers
Test Item	:	Band Edge Data
Test Date	:	2020/11/21
Test Mode	:	Mode 15: SISO B: Transmit (802.11ax-20BW_8.6Mbps)-Channel 100
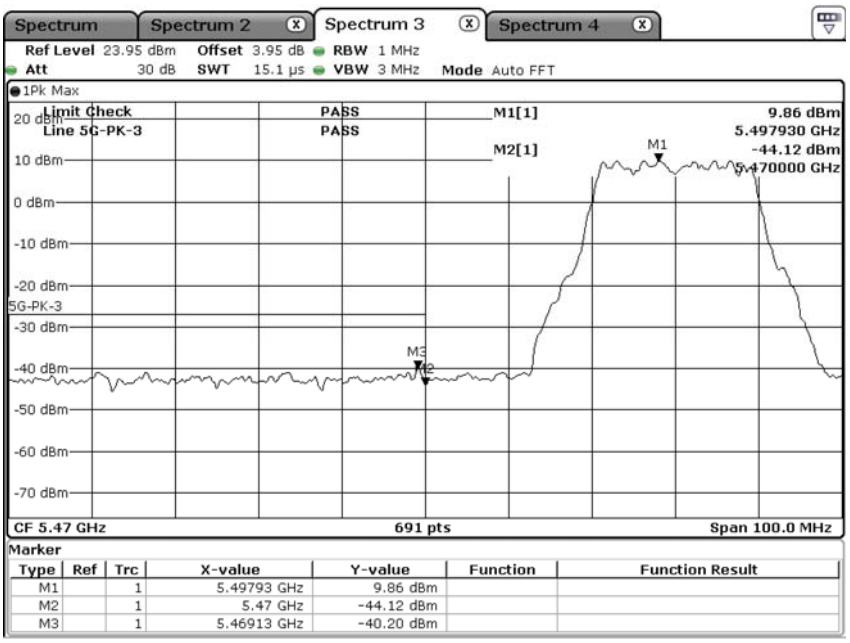
Peak: