Audix Technology Corp.
No. 491, Zhongfu Rd., Linkou Dist.,
New Taipei City244, Taiwan
Tel: +886 2 26099301
Fax: +886 2 26099303

TABLE OF CONTENTS

A.1 CONDUCTED EMISSION 2
A.2 RADIATED EMISSION 6
A.2.1 Emissions within Restricted Frequency Bands 6
A.2.2 Emissions outside the frequency band: 28
A.2.3 Emissions in Non-restricted Frequency Bands: 31
A.3 20dB BANDWIDTH 32
A.3.1 20dB Bandwidth Result 32
A.3.2 Measurement Plots 33
A.4 CARRIER FREQUENCY SEPARATION 34
A.5 TIME OF OCCUPANCY 36
A.5.1 Time of Occupancy 36
A.6 NUMBER OF HOPPING CHANNELS 46
A.7 MAXIMUM PEAK OUTPUT POWER 47
A.7.1 Maximum Peak Output Power 47
A.7.2 Measurement Plots 48
A.8 EMISSION LIMITATIONS MEASUREMENT 49
A.8.1 Band Edge 49
A.8.2 Spurious Emission 51

This test report may be reproduced in full only. The document may only be updated by Audix Technology Corp. personnel. Any changes will be noted in the Document History section of the report.

Audix Technology Corp.
No. 491, Zhongfu Rd., Linkou Dist.,
New Taipei City244, Taiwan

Tel: +886 2 26099301
Fax: +886 2 26099303

A.1 CONDUCTED EMISSION

Test Date	2022/11/10	Temp./Hum.	26℃/64%
Test Voltage	AC 120V 60Hz (Via AC Adapter)	Tested By	Roy Hung
Test SKU	SKU #1		

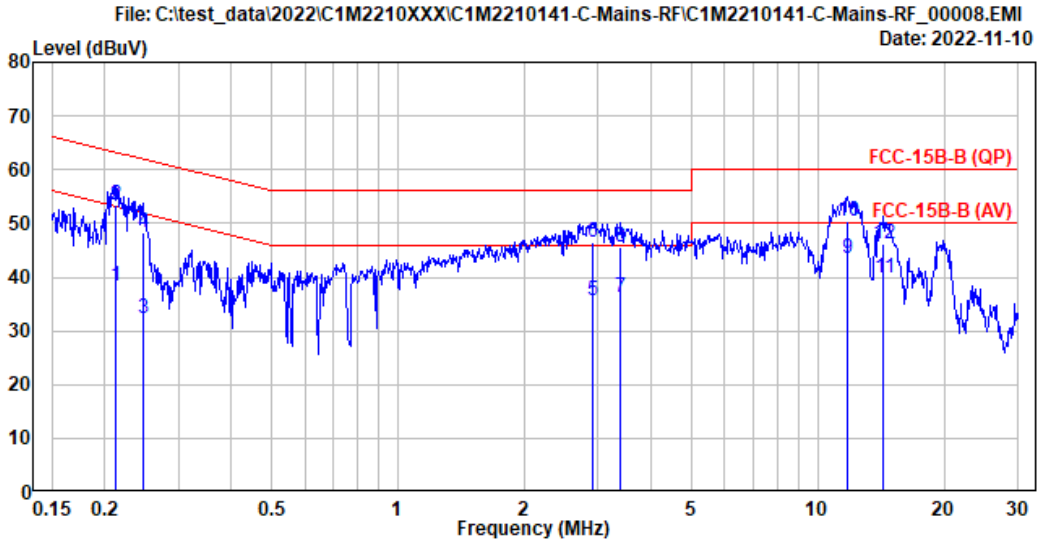


```
Site No.        : No.8 Shielded Room                    Data No.     : 8
Instrument 1    : Receiver ESR(774)
Instrument 2    : ENV432 (567)(A)|CE-08|ESH3-Z2 (354)
Limit           : FCC-15B-B (QP)                        Phase        : Neutral
Environment     : 26*C/64 %                             Engineer     : Roy Hung
EUT Model       : 16Z90R                                Test Rating  : 120Vac/60Hz
Test Mode       : Normal
```

	Freq. (MHz)	AMN Factor (dB)	Cable Loss (dB)	Pulse Att. (dB)	Reading (dBμV)	Emission Level (dBμV)	Limits (dBμV)	Margin (dB)	Remark
1	0.213	10.32	0.03	9.85	18.21	38.41	53.10	14.69	Average
2	0.213	10.32	0.03	9.85	33.33	53.53	63.10	9.57	QP
3	0.248	10.32	0.03	9.85	12.09	32.29	51.82	19.53	Average
4	0.248	10.32	0.03	9.85	28.03	48.23	61.82	13.59	QP
5	2.911	10.38	0.07	9.86	15.46	35.77	46.00	10.23	Average
6	2.911	10.38	0.07	9.86	26.14	46.45	56.00	9.55	QP
7	3.398	10.39	0.08	9.86	15.84	36.17	46.00	9.83	Average
8	3.398	10.39	0.08	9.86	25.35	45.68	56.00	10.32	QP
9	11.753	10.73	0.15	9.90	22.77	43.55	50.00	6.45	Average
10	11.753	10.73	0.15	9.90	29.61	50.39	60.00	9.61	QP
11	14.347	10.85	0.17	9.91	18.90	39.83	50.00	10.17	Average
12	14.347	10.85	0.17	9.91	25.14	46.07	60.00	13.93	QP

Remarks: 1. Emission Level= AMN Factor + Cable Loss + Pulse Att. + Reading.
2. If the average limit is met when using a quasi-peak detector, the EUT shall be deemed to meet both limits and measurement with average detector is unnecessary.

This test report may be reproduced in full only. The document may only be updated by Audix Technology Corp. personnel. Any changes will be noted in the Document History section of the report.

Audix Technology Corp.
No. 491, Zhongfu Rd., Linkou Dist.,
New Taipei City244, Taiwan

Tel: +886 2 26099301
Fax: +886 2 26099303

Test Date	2022/11/10	Temp./Hum.	26℃/64%
Test Voltage	AC 120V 60Hz (Via AC Adapter)	Tested By	Roy Hung
Test SKU	SKU #1		

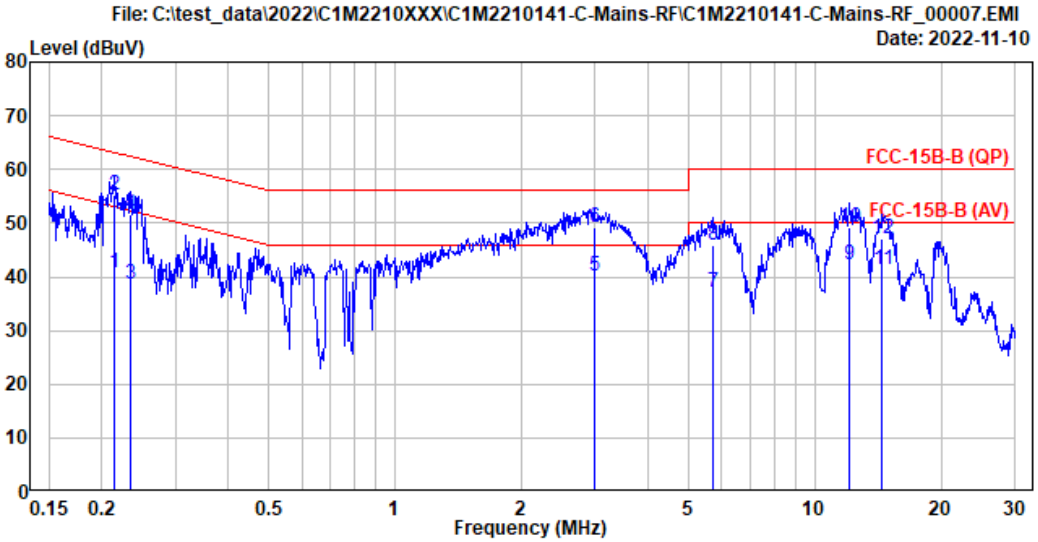

Site No. : No.8 Shielded Room
Instrument 1 : Receiver ESR(774)
Instrument 2 : ENV432 (567)(A)|CE-08|ESH3-Z2 (354)
Limit : FCC-15B-B (QP)
Environment : 26*C/64 %
EUT Model : 16Z90R
Test Mode : Normal

Data No. : 7
Phase : Line
Engineer : Roy Hung
Test Rating : 120Vac/60Hz

	Freq. (MHz)	AMN Factor (dB)	Cable Loss (dB)	Pulse Att. (dB)	Reading (dBμV)	Emission Level (dBμV)	Limits (dBμV)	Margin (dB)	Remark
1	0.214	10.22	0.03	9.85	20.54	40.64	53.06	12.42	Average
2	0.214	10.22	0.03	9.85	35.19	55.29	63.06	7.77	QP
3	0.234	10.22	0.03	9.85	18.69	38.79	52.32	13.53	Average
4	0.234	10.22	0.03	9.85	31.64	51.74	62.32	10.58	QP
5	2.985	10.27	0.07	9.86	19.89	40.09	46.00	5.91	Average
6	2.985	10.27	0.07	9.86	28.88	49.08	56.00	6.92	QP
7	5.705	10.33	0.10	9.87	16.97	37.27	50.00	12.73	Average
8	5.705	10.33	0.10	9.87	25.45	45.75	60.00	14.25	QP
9	12.110	10.48	0.15	9.90	21.75	42.28	50.00	7.72	Average
10	12.110	10.48	0.15	9.90	28.59	49.12	60.00	10.88	QP
11	14.490	10.54	0.17	9.91	20.76	41.38	50.00	8.62	Average
12	14.490	10.54	0.17	9.91	26.54	47.16	60.00	12.84	QP

Remarks: 1. Emission Level= AMN Factor + Cable Loss + Pulse Att. + Reading.
2. If the average limit is met when using a quasi-peak detector, the EUT shall be deemed to meet both limits and measurement with average detector is unnecessary.

This test report may be reproduced in full only. The document may only be updated by Audix Technology Corp. personnel. Any changes will be noted in the Document History section of the report.

Audix Technology Corp.
No. 491, Zhongfu Rd., Linkou Dist.,
New Taipei City244, Taiwan

Tel: +886 2 26099301
Fax: +886 2 26099303

Test Date	2022/11/10	Temp./Hum.	26℃/64%
Test Voltage	AC 120V 60Hz (Via AC Adapter)	Tested By	Roy Hung
Test SKU	SKU #2		

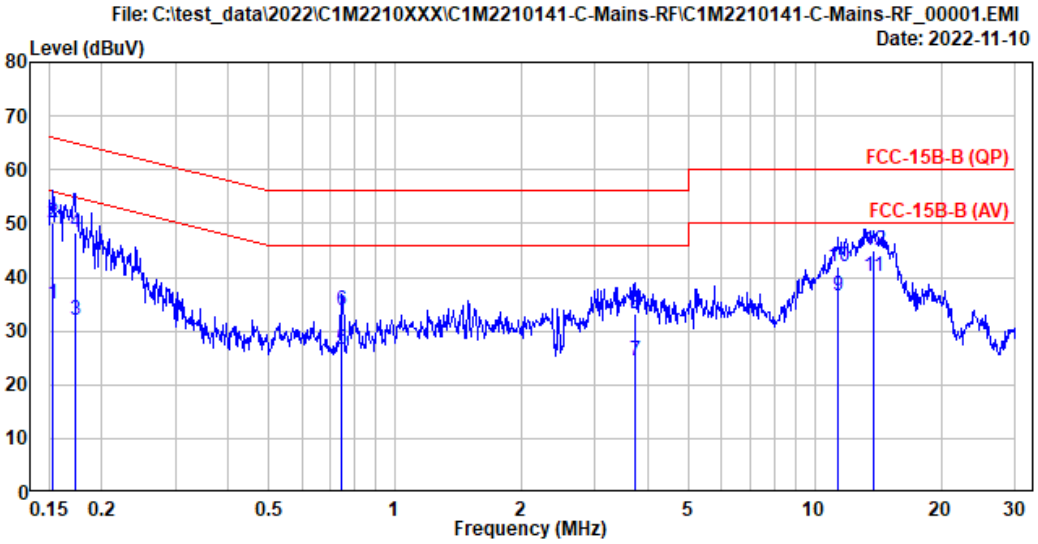

Site No. : No.8 Shielded Room
Instrument 1 : Receiver ESR(774)
Instrument 2 : ENV432 (567)(A)|CE-08|ESH3-Z2 (354)
Limit : FCC-15B-B (QP)
Environment : 26*C/64 %
EUT Model : 16Z90R
Test Mode : Normal

Data No. : 1
Phase : Neutral
Engineer : Roy Hung
Test Rating : 120Vac/60Hz

	Freq. (MHz)	AMN Factor (dB)	Cable Loss (dB)	Pulse Att. (dB)	Reading (dBμV)	Emission Level (dBμV)	Limits (dBμV)	Margin (dB)	Remark
1	0.153	10.34	0.03	9.85	14.68	34.90	55.83	20.93	Average
2	0.153	10.34	0.03	9.85	29.90	50.12	65.83	15.71	QP
3	0.172	10.33	0.03	9.85	11.87	32.08	54.84	22.76	Average
4	0.172	10.33	0.03	9.85	27.96	48.17	64.84	16.67	QP
5	0.747	10.33	0.04	9.85	6.20	26.42	46.00	19.58	Average
6	0.747	10.33	0.04	9.85	13.71	33.93	56.00	22.07	QP
7	3.735	10.40	0.08	9.86	4.04	24.38	46.00	21.62	Average
8	3.735	10.40	0.08	9.86	12.88	33.22	56.00	22.78	QP
9	11.407	10.71	0.15	9.90	15.80	36.56	50.00	13.44	Average
10	11.407	10.71	0.15	9.90	21.32	42.08	60.00	17.92	QP
11	13.786	10.82	0.16	9.91	19.19	40.08	50.00	9.92	Average
12	13.786	10.82	0.16	9.91	24.20	45.09	60.00	14.91	QP

Remarks: 1. Emission Level= AMN Factor + Cable Loss + Pulse Att. + Reading.
2. If the average limit is met when using a quasi-peak detector, the EUT shall be deemed to meet both limits and measurement with average detector is unnecessary.

This test report may be reproduced in full only. The document may only be updated by Audix Technology Corp. personnel. Any changes will be noted in the Document History section of the report.

Audix Technology Corp.
No. 491, Zhongfu Rd., Linkou Dist.,
New Taipei City244, Taiwan

Tel: +886 2 26099301
Fax: +886 2 26099303

Test Date	2022/11/10	Temp./Hum.	26℃/64%
Test Voltage	AC 120V 60Hz (Via AC Adapter)	Tested By	Roy Hung
Test SKU	SKU #2		

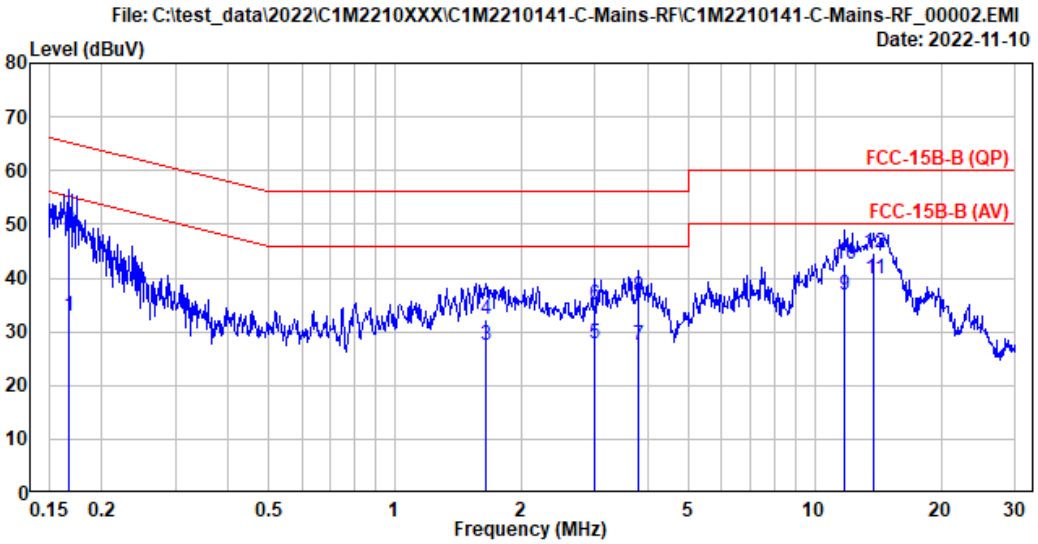

Site No. : No.8 Shielded Room
Instrument 1 : Receiver ESR(774)
Instrument 2 : ENV432 (567)(A)|CE-08|ESH3-Z2 (354)
Limit : FCC-15B-B (QP)
Environment : 26*C/64 %
EUT Model : 16Z90R
Test Mode : Normal

Data No. : 2
Phase : Line
Engineer : Roy Hung
Test Rating : 120Vac/60Hz

	Freq. (MHz)	AMN Factor (dB)	Cable Loss (dB)	Pulse Att. (dB)	Reading (dBμV)	Emission Level (dBμV)	Limits (dBμV)	Margin (dB)	Remark
1	0.167	10.22	0.03	9.85	12.90	33.00	55.09	22.09	Average
2	0.167	10.22	0.03	9.85	28.74	48.84	65.09	16.25	QP
3	1.641	10.24	0.05	9.86	7.28	27.43	46.00	18.57	Average
4	1.641	10.24	0.05	9.86	12.23	32.38	56.00	23.62	QP
5	3.000	10.27	0.07	9.86	7.61	27.81	46.00	18.19	Average
6	3.000	10.27	0.07	9.86	14.73	34.93	56.00	21.07	QP
7	3.791	10.28	0.08	9.86	7.14	27.36	46.00	18.64	Average
8	3.791	10.28	0.08	9.86	16.18	36.40	56.00	19.60	QP
9	11.812	10.47	0.15	9.90	16.19	36.71	50.00	13.29	Average
10	11.812	10.47	0.15	9.90	22.08	42.60	60.00	17.40	QP
11	13.855	10.52	0.16	9.91	19.23	39.82	50.00	10.18	Average
12	13.855	10.52	0.16	9.91	24.20	44.79	60.00	15.21	QP

Remarks: 1. Emission Level= AMN Factor + Cable Loss + Pulse Att. + Reading.
2. If the average limit is met when using a quasi-peak detector, the EUT shall be deemed to meet both limits and measurement with average detector is unnecessary.

This test report may be reproduced in full only. The document may only be updated by Audix Technology Corp. personnel. Any changes will be noted in the Document History section of the report.

Audix Technology Corp.
No. 491, Zhongfu Rd., Linkou Dist.,
New Taipei City244, Taiwan
Tel: +886 2 26099301
Fax: +886 2 26099303

A.2 RADIATED EMISSION

Test Date	2022/10/17~ 12/12	Temp./Hum.	20 ~ 24℃/52 ~ 63%
Test Voltage	AC 120V 60Hz (Via AC Adapter)	Tested By	Hua Wu

A.2.1 Emissions within Restricted Frequency Bands

A.2.1.1 Frequency 9kHz~30MHz

The emissions (9kHz~30MHz) not reported for there is no emission be found.

A.2.1.2 Frequency Below 1GHz

- **Test SKU #1**

Mode	GFSK	Frequency	TX 2480MHz

Antenna at Horizontal Polarization

Emission Frequency (MHz)	Antenna Factor (dB/m)	Cable Loss (dB)	Preamp Gain (dB)	Read Level (dBμV)	Emission Level (dBμV/m)	Limits (dBμV/m)	Margin (dB)	Detector
33.880	22.50	1.51	26.48	33.17	30.70	40.00	9.30	Peak
106.630	17.27	2.70	26.24	33.63	27.36	43.50	16.14	Peak
163.860	16.17	3.34	25.93	37.75	31.33	43.50	12.17	Peak
212.360	16.18	3.85	25.76	36.68	30.95	43.50	12.55	Peak
378.230	21.18	5.69	26.28	36.43	37.02	46.00	8.98	Peak
485.900	23.24	6.65	27.04	36.60	39.45	46.00	6.55	Peak

Antenna at Vertical Polarization

Emission Frequency (MHz)	Antenna Factor (dB/m)	Cable Loss (dB)	Preamp Gain (dB)	Read Level (dBμV)	Emission Level (dBμV/m)	Limits (dBμV/m)	Margin (dB)	Detector
33.880	22.50	1.51	0.00	14.96	38.97	40.00	1.03	Peak
45.520	16.32	1.74	26.47	46.90	38.49	40.00	1.51	Peak
163.860	16.17	3.34	25.93	40.16	33.74	43.50	9.76	Peak
378.230	21.18	5.69	26.28	36.21	36.80	46.00	9.20	Peak
485.900	23.24	6.65	27.04	36.60	39.45	46.00	6.55	Peak
650.800	24.58	7.39	27.42	29.37	33.92	46.00	12.08	Peak

This test report may be reproduced in full only. The document may only be updated by Audix Technology Corp. personnel. Any changes will be noted in the Document History section of the report.

Audix Technology Corp.
No. 491, Zhongfu Rd., Linkou Dist.,
New Taipei City244, Taiwan
Tel: +886 2 26099301
Fax: +886 2 26099303

- **Test SKU #2**

Mode	GFSK	Frequency	TX 2480MHz

Antenna at Horizontal Polarization

Emission Frequency (MHz)	Antenna Factor (dB/m)	Cable Loss (dB)	Preamp Gain (dB)	Read Level (dBμV)	Emission Level (dBμV/m)	Limits (dBμV/m)	Margin (dB)	Detector
32.910	22.70	1.48	26.48	32.48	30.18	40.00	9.82	Peak
106.630	17.27	2.70	26.24	33.07	26.80	43.50	16.70	Peak
164.830	16.12	3.36	25.93	37.31	30.86	43.50	12.64	Peak
212.360	16.18	3.85	25.76	37.42	31.69	43.50	11.81	Peak
378.230	21.18	5.69	26.28	38.49	39.08	46.00	6.92	Peak
485.900	23.24	6.65	27.04	35.82	38.67	46.00	7.33	Peak

Antenna at Vertical Polarization

Emission Frequency (MHz)	Antenna Factor (dB/m)	Cable Loss (dB)	Preamp Gain (dB)	Read Level (dBμV)	Emission Level (dBμV/m)	Limits (dBμV/m)	Margin (dB)	Detector
34.850	22.32	1.53	0.00	14.45	38.30	40.00	1.70	Peak
46.490	15.84	1.76	26.46	47.06	38.20	40.00	1.80	Peak
98.870	16.67	2.60	26.29	36.69	29.67	43.50	13.83	Peak
172.590	15.81	3.44	25.89	39.50	32.86	43.50	10.64	Peak
378.230	21.18	5.69	26.28	37.22	37.81	46.00	8.19	Peak
485.900	23.24	6.65	27.04	35.79	38.64	46.00	7.36	Peak

This test report may be reproduced in full only. The document may only be updated by Audix Technology Corp. personnel. Any changes will be noted in the Document History section of the report.

Audix Technology Corp.
No. 491, Zhongfu Rd., Linkou Dist.,
New Taipei City244, Taiwan
Tel: +886 2 26099301
Fax: +886 2 26099303

A.2.1.3 Frequency Above 1 GHz to 10th harmonics

Band Edge:

- **Test SKU #1 (with LUXSHARE-ICT Antenna)**

Mode	GFSK	Frequency	TX 2402MHz

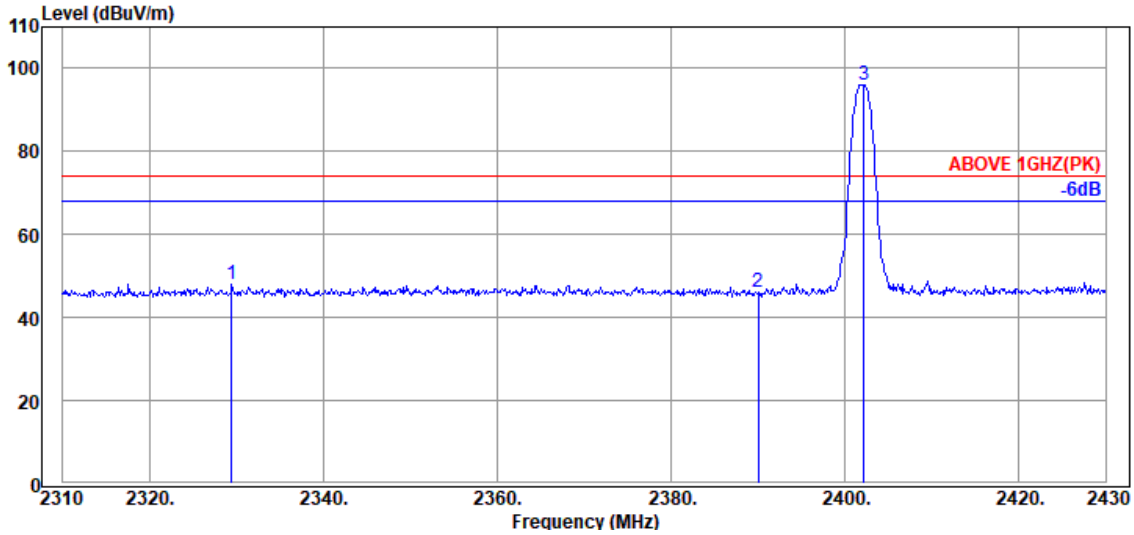

Antenna at Horizontal Polarization

	Emission Frequency (MHz)	Antenna Factor (dB/m)	Cable Loss (dB)	Preamp Gain (dB)	Read Level (dBμV)	Emission Level (dBμV/m)	Limits (dBμV/m)	Margin (dB)	Detector
	2329.440	28.35	5.63	39.94	54.15	48.19	74.00	25.81	Peak
	2390.040	28.21	5.72	39.93	52.06	46.06	74.00	27.94	Peak
@	2402.160	28.10	5.74	39.93	102.25	96.16	---	---	Peak

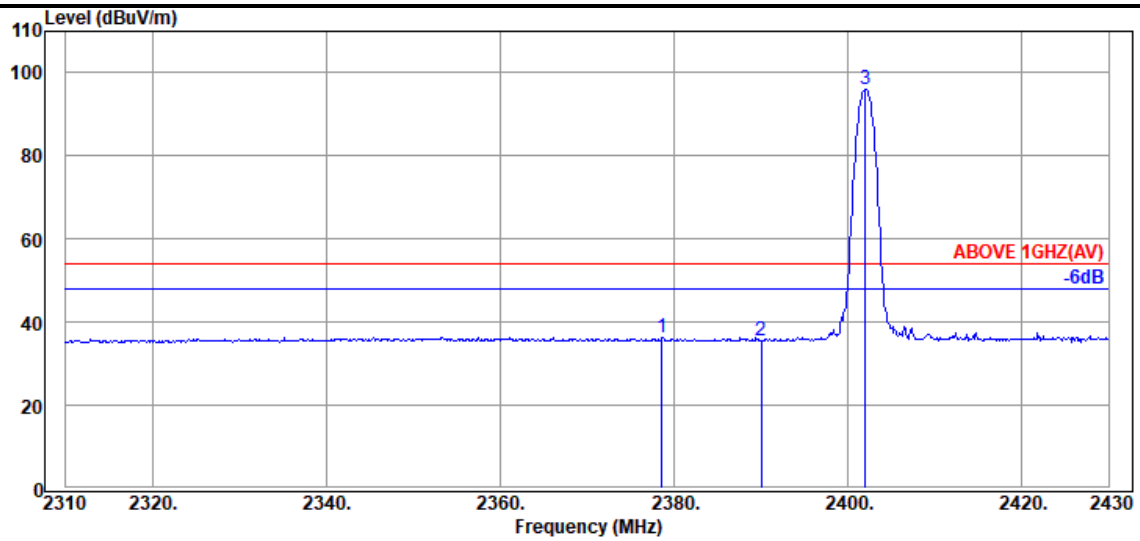

Antenna at Horizontal Polarization

	Emission Frequency (MHz)	Antenna Factor (dB/m)	Cable Loss (dB)	Preamp Gain (dB)	Read Level (dBμV)	Emission Level (dBμV/m)	Limits (dBμV/m)	Margin (dB)	Detector
	2378.640	28.27	5.71	39.93	42.27	36.32	54.00	17.68	Average
	2390.040	28.21	5.72	39.93	41.63	35.63	54.00	18.37	Average
@	2402.040	28.10	5.74	39.93	102.07	95.98	---	---	Average

Remark: The "@" means fundamental frequency, it is ignored in this section.

This test report may be reproduced in full only. The document may only be updated by Audix Technology Corp. personnel. Any changes will be noted in the Document History section of the report.

Audix Technology Corp.
No. 491, Zhongfu Rd., Linkou Dist.,
New Taipei City244, Taiwan
Tel: +886 2 26099301
Fax: +886 2 26099303

Mode	GFSK	Frequency	TX 2402MHz

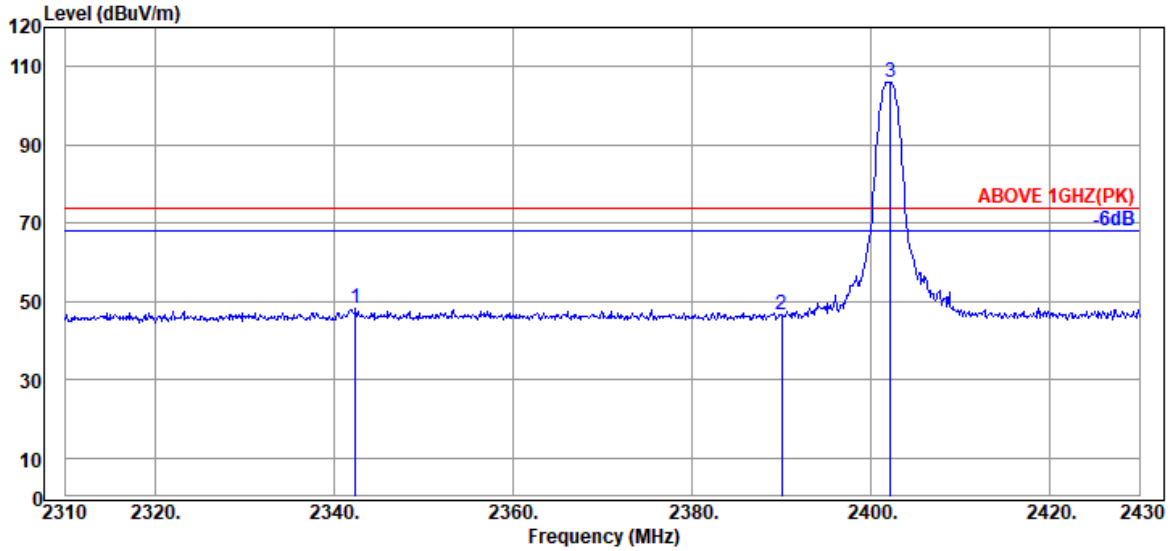

Antenna at Vertical Polarization

	Emission Frequency (MHz)	Antenna Factor (dB/m)	Cable Loss (dB)	Preamp Gain (dB)	Read Level (dBμV)	Emission Level (dBμV/m)	Limits (dBμV/m)	Margin (dB)	Detector
	2342.400	28.40	5.64	39.93	53.96	48.07	74.00	25.93	Peak
	2390.040	28.21	5.72	39.93	52.61	46.61	74.00	27.39	Peak
@	2402.160	28.10	5.74	39.93	112.18	106.09	---	---	Peak

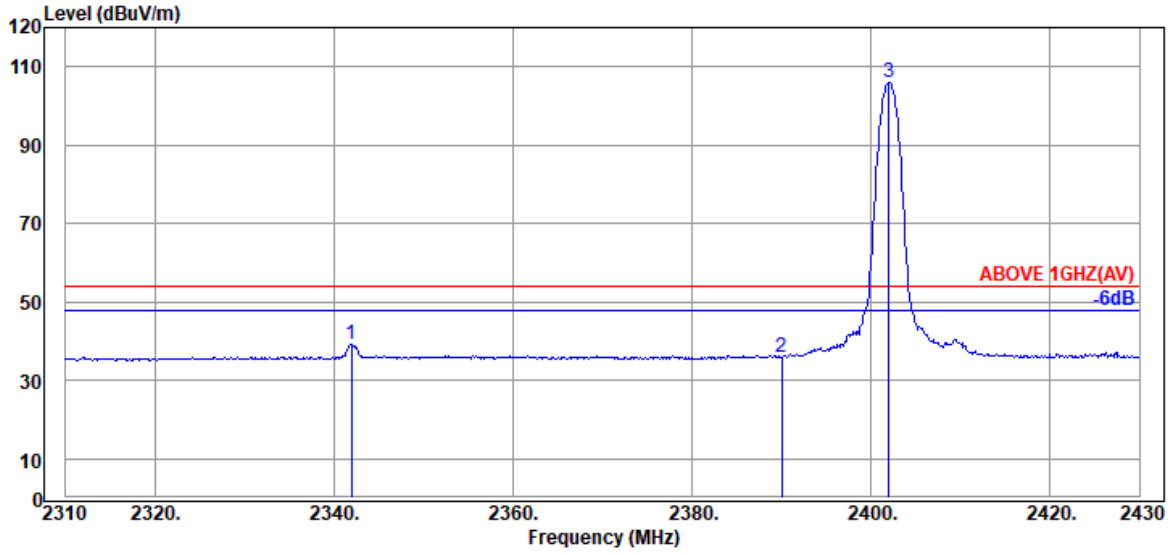

Antenna at Vertical Polarization

	Emission Frequency (MHz)	Antenna Factor (dB/m)	Cable Loss (dB)	Preamp Gain (dB)	Read Level (dBμV)	Emission Level (dBμV/m)	Limits (dBμV/m)	Margin (dB)	Detector
	2341.920	28.40	5.64	39.93	45.15	39.26	54.00	14.74	Average
	2390.040	28.21	5.72	39.93	42.02	36.02	54.00	17.98	Average
@	2402.040	28.10	5.74	39.93	112.08	105.99	---	---	Average

Remark: The "@" means fundamental frequency, it is ignored in this section.

This test report may be reproduced in full only. The document may only be updated by Audix Technology Corp. personnel. Any changes will be noted in the Document History section of the report.

Audix Technology Corp.
No. 491, Zhongfu Rd., Linkou Dist.,
New Taipei City244, Taiwan
Tel: +886 2 26099301
Fax: +886 2 26099303

Mode	GFSK	Frequency	TX 2480MHz

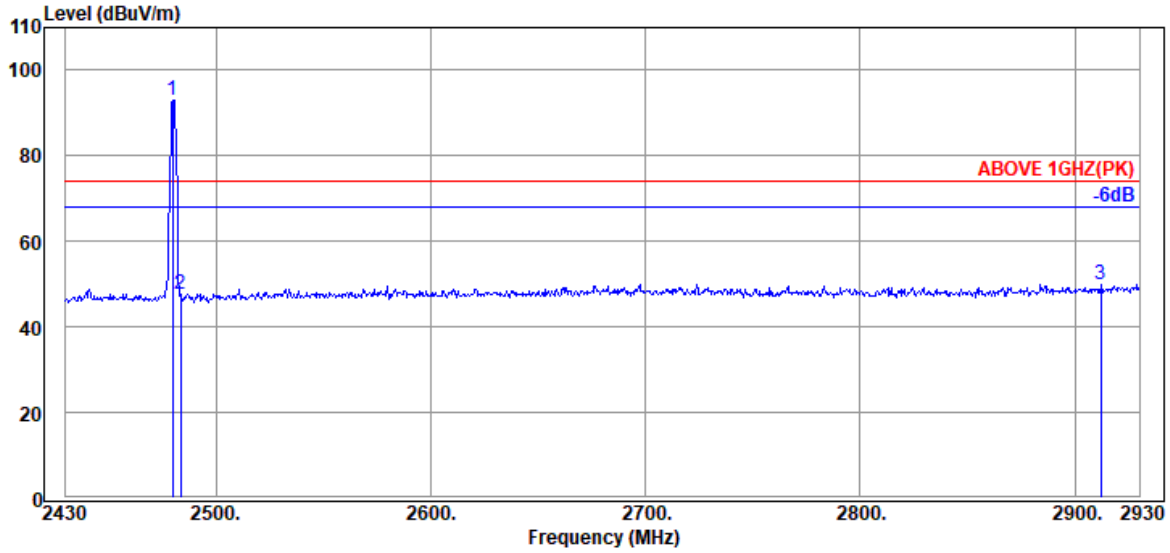

Antenna at Horizontal Polarization

Emission Frequency (MHz)	Antenna Factor (dB/m)	Cable Loss (dB)	Preamp Gain (dB)	Read Level (dBμV)	Emission Level (dBμV/m)	Limits (dBμV/m)	Margin (dB)	Detector
@ 2480.000	28.46	5.86	39.92	98.55	92.95	---	---	Peak
2483.500	28.47	5.87	39.92	53.23	47.65	74.00	26.35	Peak
2912.000	29.87	6.82	40.04	53.35	50.00	74.00	24.00	Peak

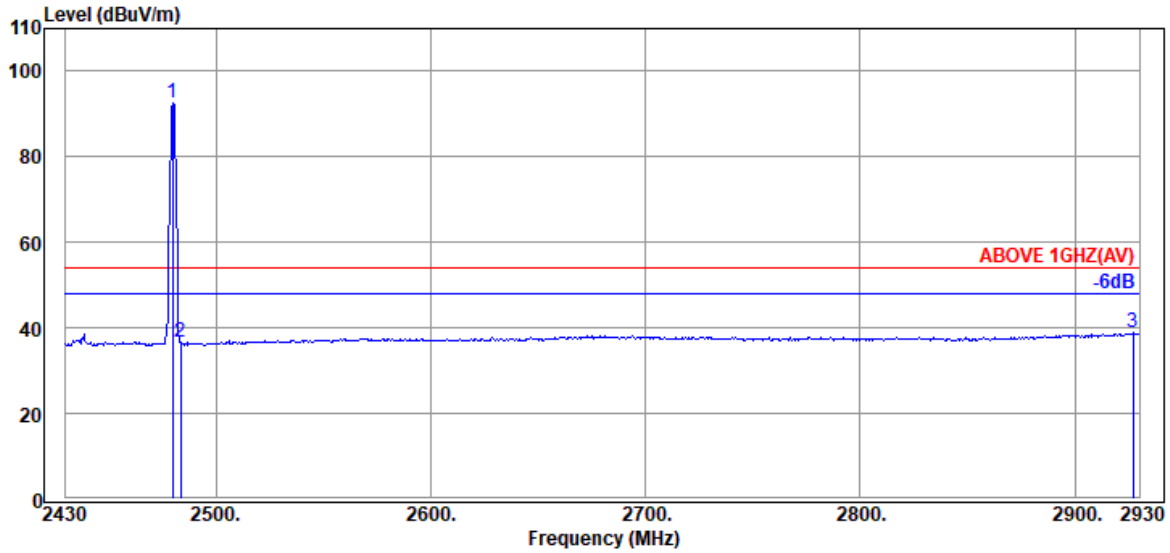

Antenna at Horizontal Polarization

Emission Frequency (MHz)	Antenna Factor (dB/m)	Cable Loss (dB)	Preamp Gain (dB)	Read Level (dBμV)	Emission Level (dBμV/m)	Limits (dBμV/m)	Margin (dB)	Detector
@ 2480.000	28.46	5.86	39.92	98.12	92.52	---	---	Average
2483.500	28.47	5.87	39.92	42.14	36.56	54.00	17.44	Average
2927.000	30.03	6.86	40.04	42.24	39.09	54.00	14.91	Average

Remark: The "@" means fundamental frequency, it is ignored in this section.

This test report may be reproduced in full only. The document may only be updated by Audix Technology Corp. personnel. Any changes will be noted in the Document History section of the report.

Audix Technology Corp.
No. 491, Zhongfu Rd., Linkou Dist.,
New Taipei City244, Taiwan
Tel: +886 2 26099301
Fax: +886 2 26099303

Mode	GFSK	Frequency	TX 2480MHz

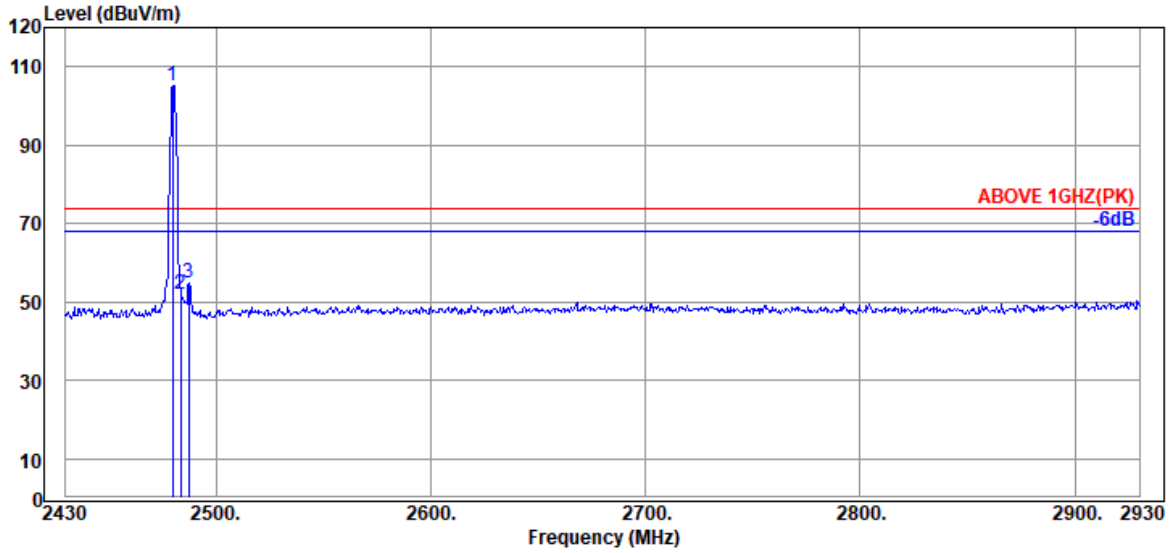

Antenna at Vertical Polarization

Emission Frequency (MHz)	Antenna Factor (dB/m)	Cable Loss (dB)	Preamp Gain (dB)	Read Level (dBμV)	Emission Level (dBμV/m)	Limits (dBμV/m)	Margin (dB)	Detector
@ 2480.000	28.46	5.86	39.92	110.66	105.06	---	---	Peak
2483.500	28.47	5.87	39.92	57.67	52.09	74.00	21.91	Peak
2487.500	28.47	5.87	39.92	60.56	54.98	74.00	19.02	Peak

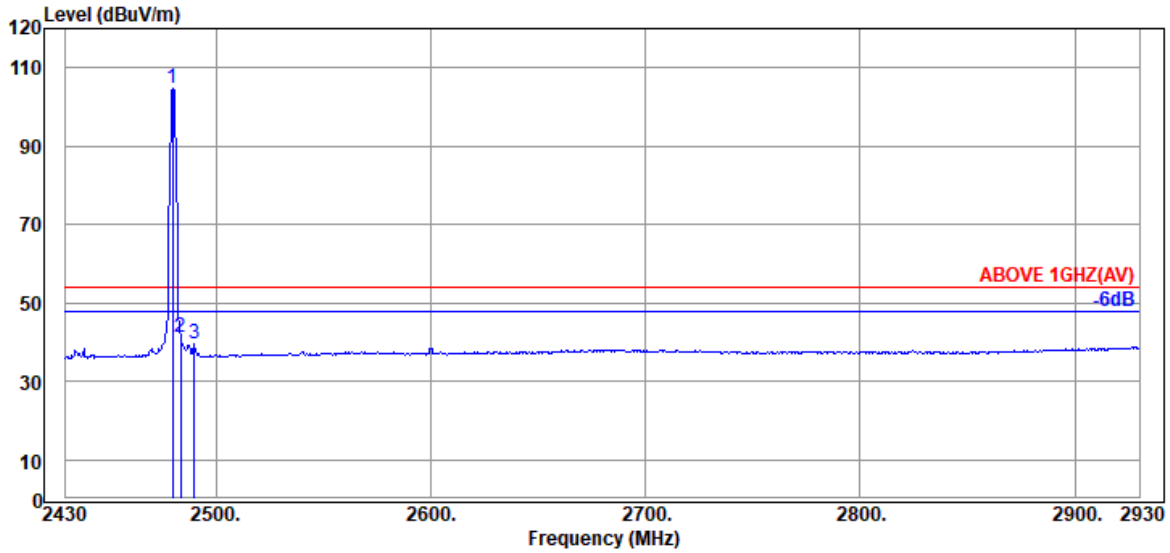

Antenna at Vertical Polarization

Emission Frequency (MHz)	Antenna Factor (dB/m)	Cable Loss (dB)	Preamp Gain (dB)	Read Level (dBμV)	Emission Level (dBμV/m)	Limits (dBμV/m)	Margin (dB)	Detector
@ 2480.000	28.46	5.86	39.92	110.34	104.74	---	---	Average
2483.500	28.47	5.87	39.92	46.93	41.35	54.00	12.65	Average
2490.000	28.49	5.88	39.92	45.17	39.62	54.00	14.38	Average

Remark: The "@" means fundamental frequency, it is ignored in this section.

This test report may be reproduced in full only. The document may only be updated by Audix Technology Corp. personnel. Any changes will be noted in the Document History section of the report.

Audix Technology Corp.
No. 491, Zhongfu Rd., Linkou Dist.,
New Taipei City244, Taiwan
Tel: +886 2 26099301
Fax: +886 2 26099303

Mode	8-DPSK	Frequency	TX 2402MHz

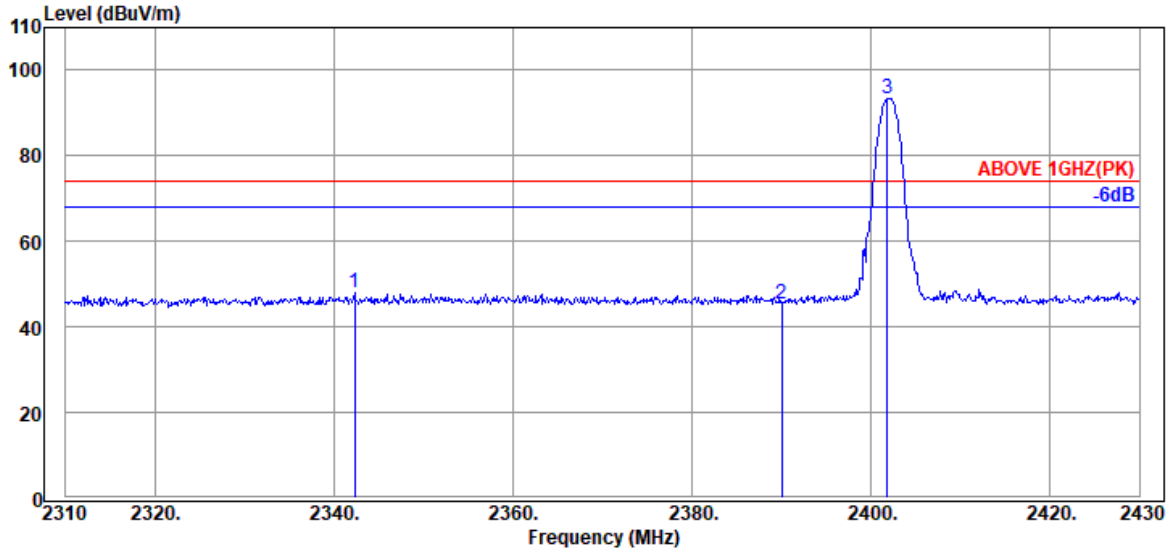

Antenna at Horizontal Polarization

	Emission Frequency (MHz)	Antenna Factor (dB/m)	Cable Loss (dB)	Preamp Gain (dB)	Read Level (dBμV)	Emission Level (dBμV/m)	Limits (dBμV/m)	Margin (dB)	Detector
	2342.280	28.40	5.64	39.93	53.75	47.86	74.00	26.14	Peak
	2390.040	28.21	5.72	39.93	51.42	45.42	74.00	28.58	Peak
@	2401.800	28.10	5.74	39.93	99.60	93.51	---	---	Peak

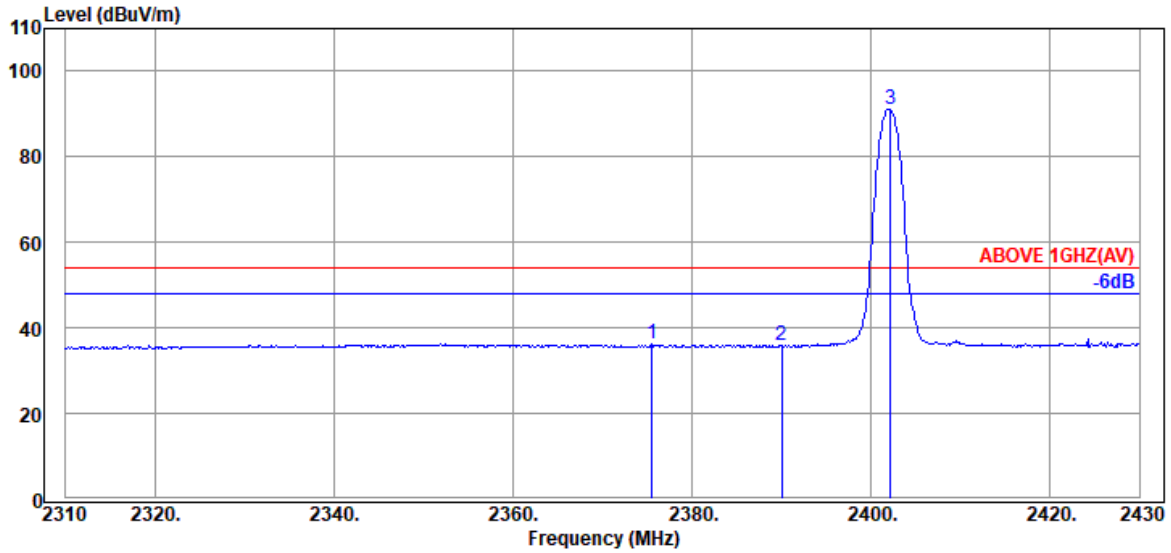

Antenna at Horizontal Polarization

	Emission Frequency (MHz)	Antenna Factor (dB/m)	Cable Loss (dB)	Preamp Gain (dB)	Read Level (dBμV)	Emission Level (dBμV/m)	Limits (dBμV/m)	Margin (dB)	Detector
	2375.520	28.33	5.70	39.93	42.07	36.17	54.00	17.83	Average
	2390.040	28.21	5.72	39.93	41.83	35.83	54.00	18.17	Average
@	2402.160	28.10	5.74	39.93	97.36	91.27	---	---	Average

Remark: The "@" means fundamental frequency, it is ignored in this section.

This test report may be reproduced in full only. The document may only be updated by Audix Technology Corp. personnel. Any changes will be noted in the Document History section of the report.

Audix Technology Corp.
No. 491, Zhongfu Rd., Linkou Dist.,
New Taipei City244, Taiwan
Tel: +886 2 26099301
Fax: +886 2 26099303

Mode	8-DPSK	Frequency	TX 2402MHz

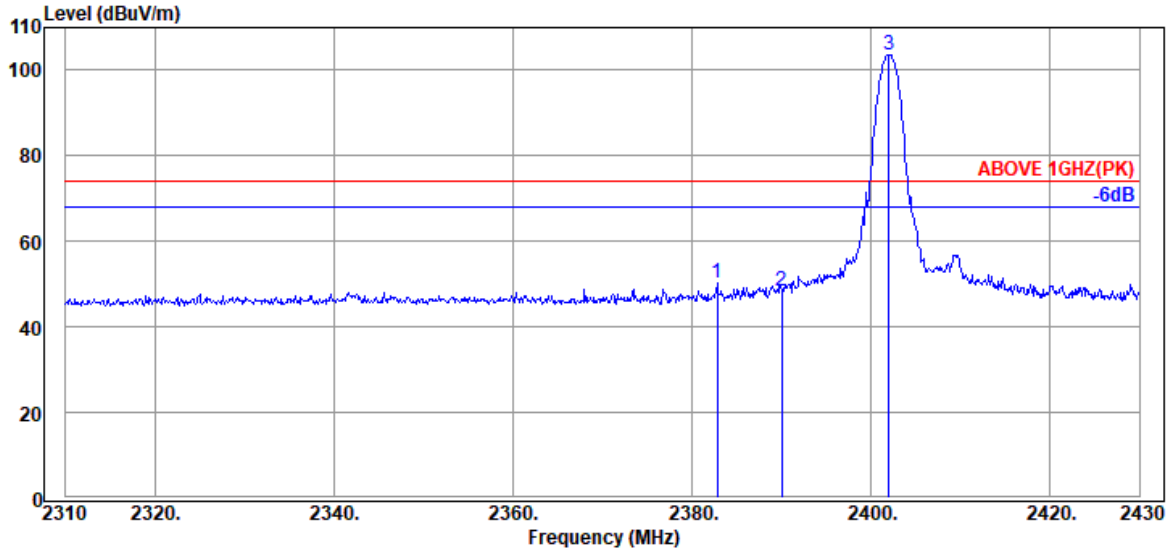

Antenna at Vertical Polarization

	Emission Frequency (MHz)	Antenna Factor (dB/m)	Cable Loss (dB)	Preamp Gain (dB)	Read Level (dBμV)	Emission Level (dBμV/m)	Limits (dBμV/m)	Margin (dB)	Detector
	2382.840	28.27	5.71	39.93	56.05	50.10	74.00	23.90	Peak
	2390.040	28.21	5.72	39.93	54.29	48.29	74.00	25.71	Peak
@	2402.040	28.10	5.74	39.93	109.74	103.65	---	---	Peak

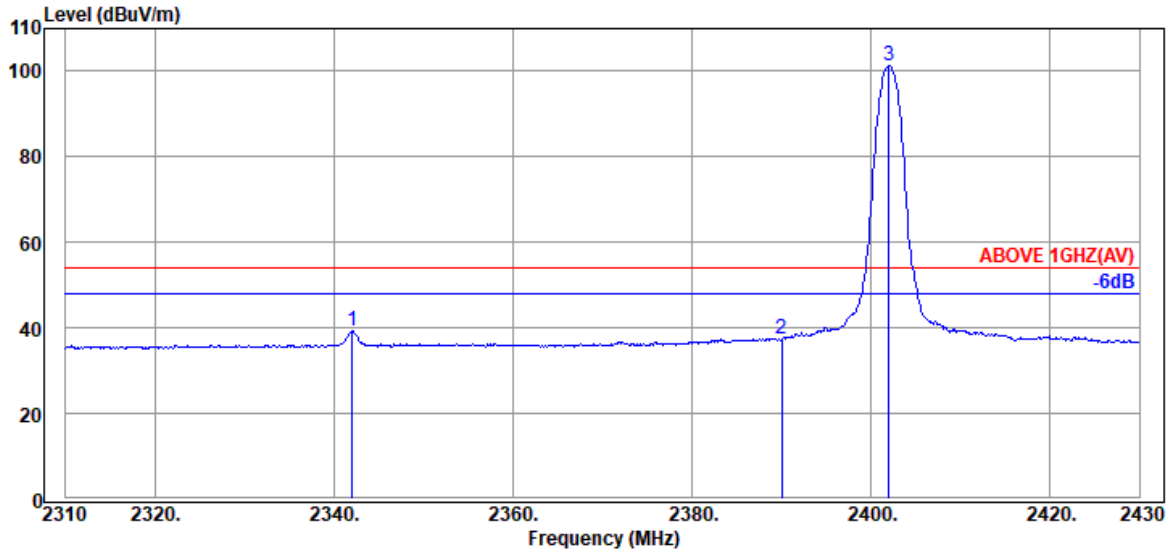

Antenna at Vertical Polarization

	Emission Frequency (MHz)	Antenna Factor (dB/m)	Cable Loss (dB)	Preamp Gain (dB)	Read Level (dBμV)	Emission Level (dBμV/m)	Limits (dBμV/m)	Margin (dB)	Detector
	2342.040	28.40	5.64	39.93	45.24	39.35	54.00	14.65	Average
	2390.040	28.21	5.72	39.93	43.33	37.33	54.00	16.67	Average
@	2402.040	28.10	5.74	39.93	107.44	101.35	---	---	Average

Remark: The "@" means fundamental frequency, it is ignored in this section.

This test report may be reproduced in full only. The document may only be updated by Audix Technology Corp. personnel. Any changes will be noted in the Document History section of the report.

Audix Technology Corp.
No. 491, Zhongfu Rd., Linkou Dist.,
New Taipei City244, Taiwan

Tel: +886 2 26099301
Fax: +886 2 26099303

Mode	8-DPSK	Frequency	TX 2480MHz

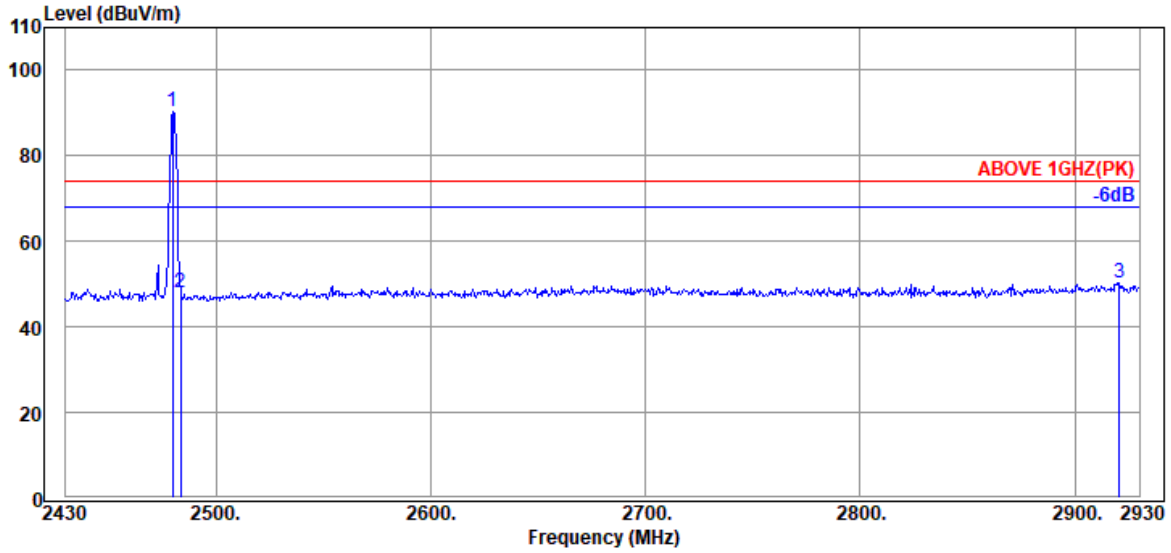

Antenna at Horizontal Polarization

Emission Frequency (MHz)	Antenna Factor (dB/m)	Cable Loss (dB)	Preamp Gain (dB)	Read Level (dBμV)	Emission Level (dBμV/m)	Limits (dBμV/m)	Margin (dB)	Detector
@ 2480.000	28.46	5.86	39.92	95.97	90.37	---	---	Peak
2483.500	28.47	5.87	39.92	53.65	48.07	74.00	25.93	Peak
2920.500	29.95	6.84	40.04	53.70	50.45	74.00	23.55	Peak

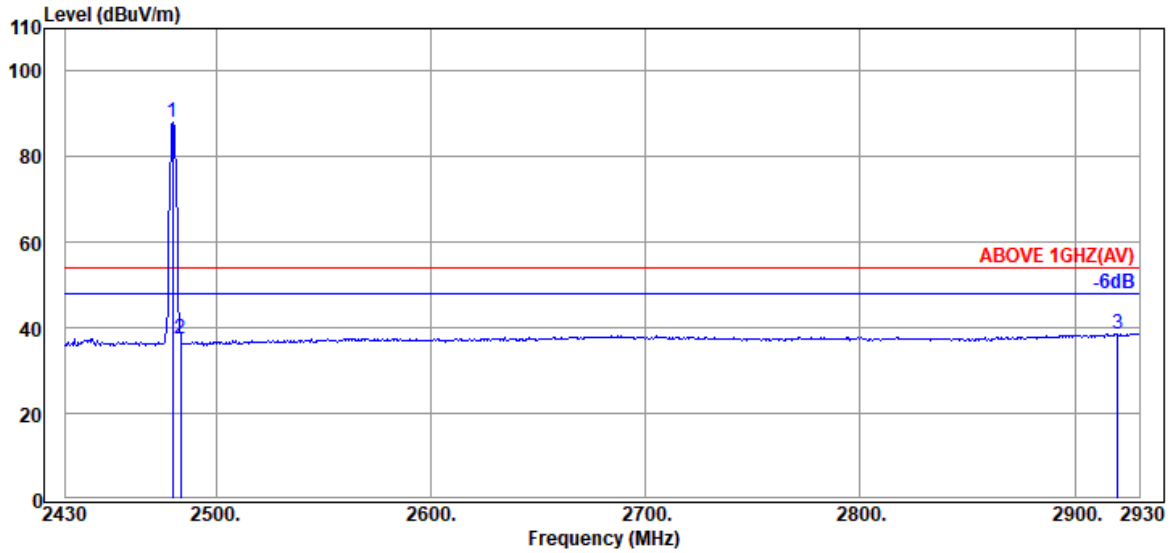

Antenna at Horizontal Polarization

Emission Frequency (MHz)	Antenna Factor (dB/m)	Cable Loss (dB)	Preamp Gain (dB)	Read Level (dBμV)	Emission Level (dBμV/m)	Limits (dBμV/m)	Margin (dB)	Detector
@ 2480.000	28.46	5.86	39.92	93.62	88.02	---	---	Average
2483.500	28.47	5.87	39.92	42.85	37.27	54.00	16.73	Average
2920.000	29.95	6.84	40.04	41.93	38.68	54.00	15.32	Average

Remark: The "@" means fundamental frequency, it is ignored in this section.

This test report may be reproduced in full only. The document may only be updated by Audix Technology Corp. personnel. Any changes will be noted in the Document History section of the report.

Audix Technology Corp.
No. 491, Zhongfu Rd., Linkou Dist.,
New Taipei City244, Taiwan
Tel: +886 2 26099301
Fax: +886 2 26099303

Mode	8-DPSK	Frequency	TX 2480MHz

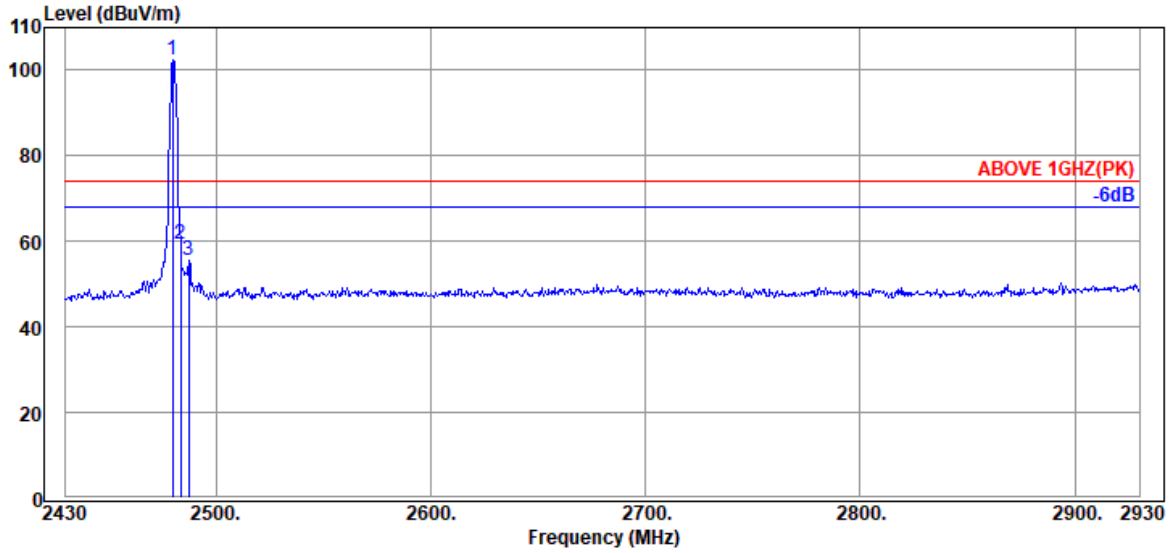

Antenna at Vertical Polarization

Emission Frequency (MHz)	Antenna Factor (dB/m)	Cable Loss (dB)	Preamp Gain (dB)	Read Level (dBμV)	Emission Level (dBμV/m)	Limits (dBμV/m)	Margin (dB)	Detector
@ 2480.000	28.46	5.86	39.92	107.92	102.32	---	---	Peak
2483.500	28.47	5.87	39.92	64.87	59.29	74.00	14.71	Peak
2487.500	28.47	5.87	39.92	60.99	55.41	74.00	18.59	Peak

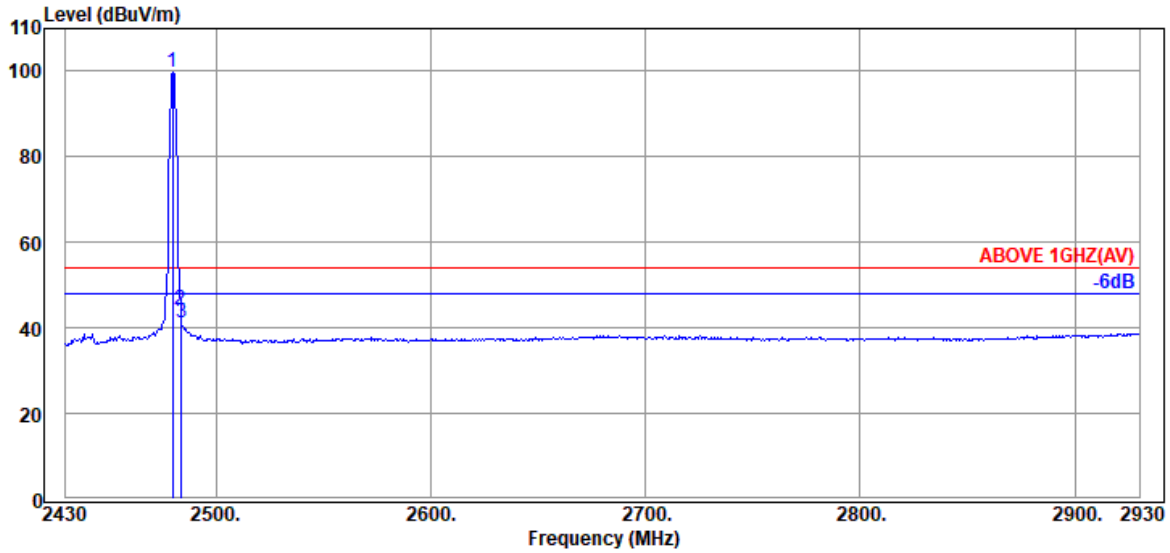

Antenna at Vertical Polarization

Emission Frequency (MHz)	Antenna Factor (dB/m)	Cable Loss (dB)	Preamp Gain (dB)	Read Level (dBμV)	Emission Level (dBμV/m)	Limits (dBμV/m)	Margin (dB)	Detector
@ 2480.000	28.46	5.86	39.92	105.55	99.95	---	---	Average
2483.500	28.47	5.87	39.92	49.88	44.30	54.00	9.70	Average
2484.000	28.47	5.87	39.92	46.65	41.07	54.00	12.93	Average

Remark: The "@" means fundamental frequency, it is ignored in this section.

This test report may be reproduced in full only. The document may only be updated by Audix Technology Corp. personnel. Any changes will be noted in the Document History section of the report.

Audix Technology Corp.
No. 491, Zhongfu Rd., Linkou Dist.,
New Taipei City244, Taiwan
Tel: +886 2 26099301
Fax: +886 2 26099303

- **Test SKU #1 (with INPAQ Antenna)**

Mode	GFSK	Frequency	TX 2402MHz

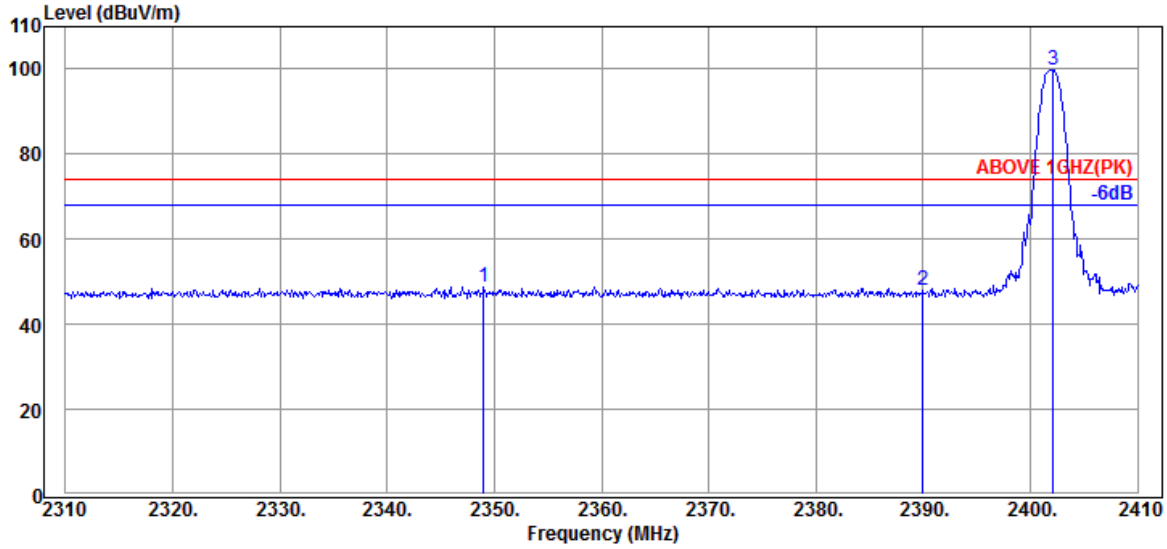

Antenna at Horizontal Polarization

	Emission Frequency (MHz)	Antenna Factor (dB/m)	Cable Loss (dB)	Preamp Gain (dB)	Read Level (dBμV)	Emission Level (dBμV/m)	Limits (dBμV/m)	Margin (dB)	Detector
	2349.000	32.03	5.65	34.50	45.77	48.95	74.00	25.05	Peak
	2390.000	32.00	5.72	34.51	44.62	47.83	74.00	26.17	Peak
@	2402.100	32.00	5.74	34.51	96.41	99.64	---	---	Peak

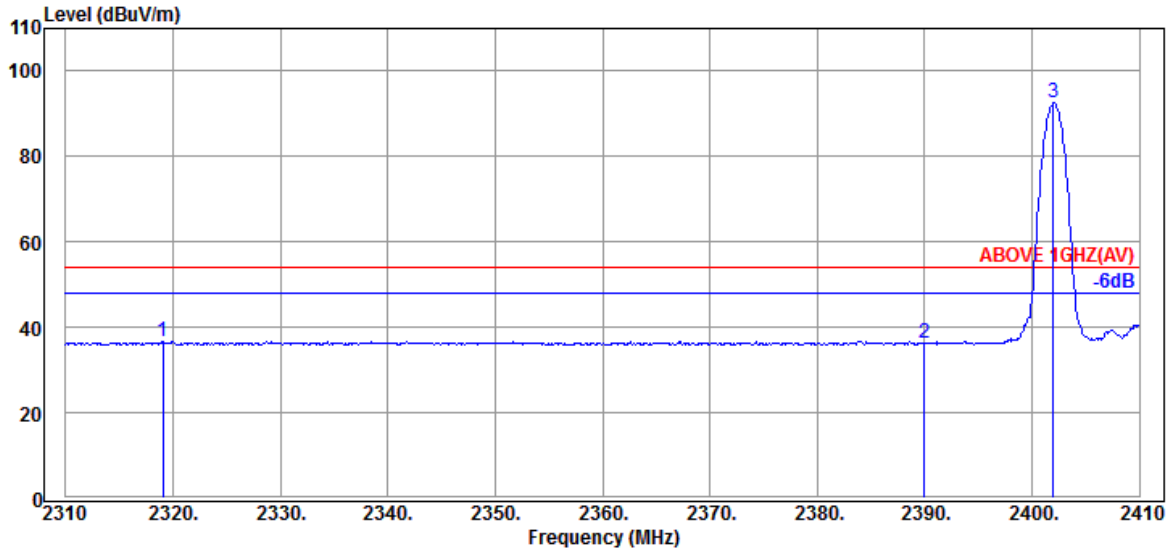

Antenna at Horizontal Polarization

	Emission Frequency (MHz)	Antenna Factor (dB/m)	Cable Loss (dB)	Preamp Gain (dB)	Read Level (dBμV)	Emission Level (dBμV/m)	Limits (dBμV/m)	Margin (dB)	Detector
	2319.100	32.12	5.61	34.49	33.46	36.70	54.00	17.30	Average
	2390.000	32.00	5.72	34.51	33.01	36.22	54.00	17.78	Average
@	2402.000	32.00	5.74	34.51	89.20	92.43	---	---	Average

Remark: The "@" means fundamental frequency, it is ignored in this section.

This test report may be reproduced in full only. The document may only be updated by Audix Technology Corp. personnel. Any changes will be noted in the Document History section of the report.

Audix Technology Corp.
No. 491, Zhongfu Rd., Linkou Dist.,
New Taipei City244, Taiwan
Tel: +886 2 26099301
Fax: +886 2 26099303

Mode	GFSK	Frequency	TX 2402MHz

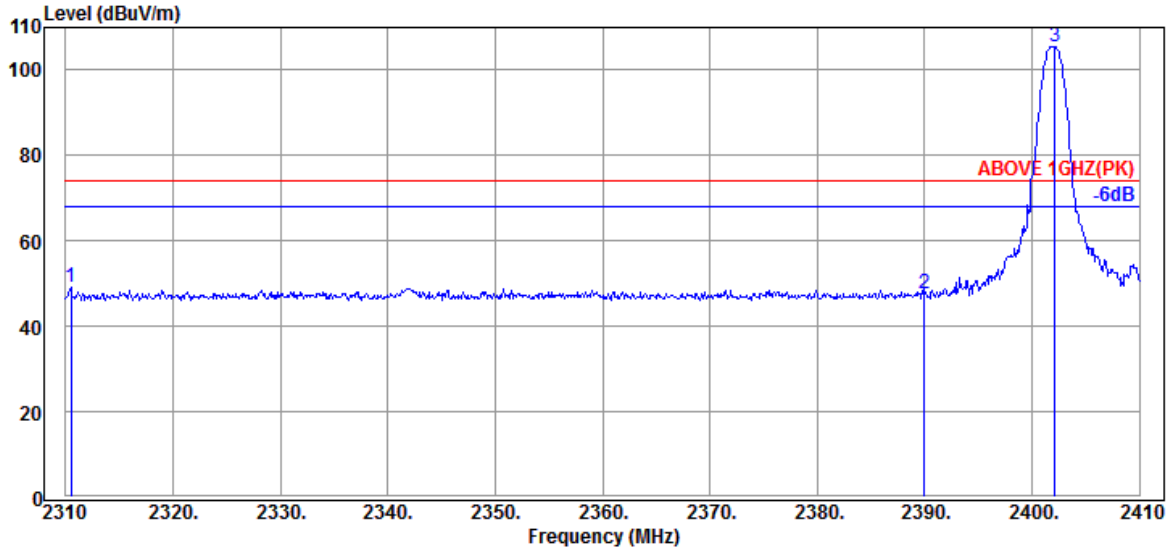

Antenna at Vertical Polarization

	Emission Frequency (MHz)	Antenna Factor (dB/m)	Cable Loss (dB)	Preamp Gain (dB)	Read Level (dBμV)	Emission Level (dBμV/m)	Limits (dBμV/m)	Margin (dB)	Detector
	2310.500	32.15	5.60	34.49	45.92	49.18	74.00	24.82	Peak
	2390.000	32.00	5.72	34.51	44.24	47.45	74.00	26.55	Peak
@	2402.100	32.00	5.74	34.51	102.19	105.42	---	---	Peak

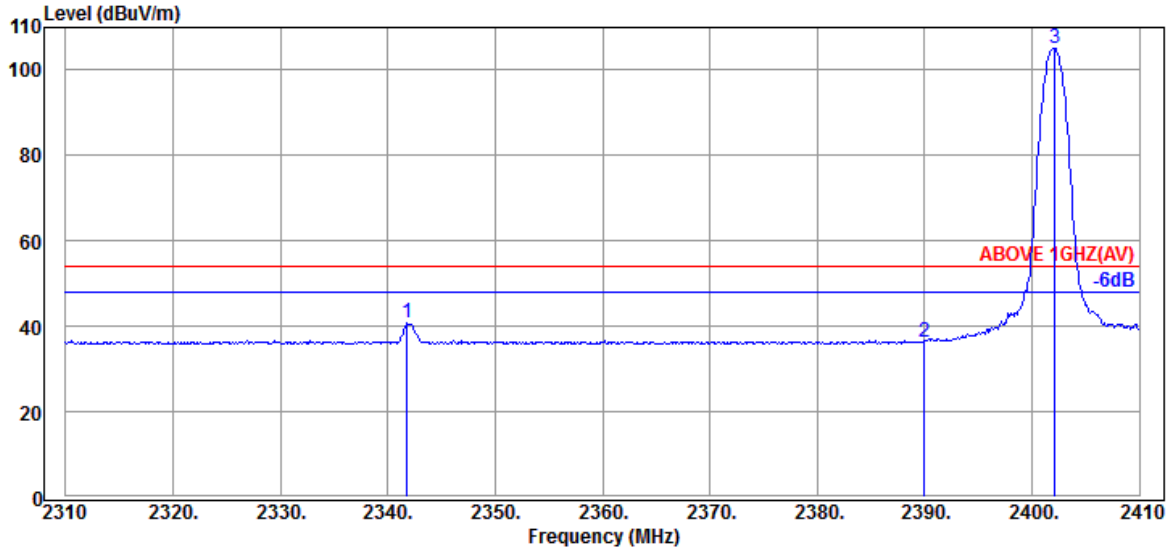

Antenna at Vertical Polarization

	Emission Frequency (MHz)	Antenna Factor (dB/m)	Cable Loss (dB)	Preamp Gain (dB)	Read Level (dBμV)	Emission Level (dBμV/m)	Limits (dBμV/m)	Margin (dB)	Detector
	2341.800	32.05	5.64	34.50	37.49	40.68	54.00	13.32	Average
	2390.000	32.00	5.72	34.51	33.23	36.44	54.00	17.56	Average
@	2402.100	32.00	5.74	34.51	102.04	105.27	---	---	Average

Remark: The "@" means fundamental frequency, it is ignored in this section.

This test report may be reproduced in full only. The document may only be updated by Audix Technology Corp. personnel. Any changes will be noted in the Document History section of the report.

Audix Technology Corp.
No. 491, Zhongfu Rd., Linkou Dist.,
New Taipei City244, Taiwan
Tel: +886 2 26099301
Fax: +886 2 26099303

Mode	GFSK	Frequency	TX 2480MHz

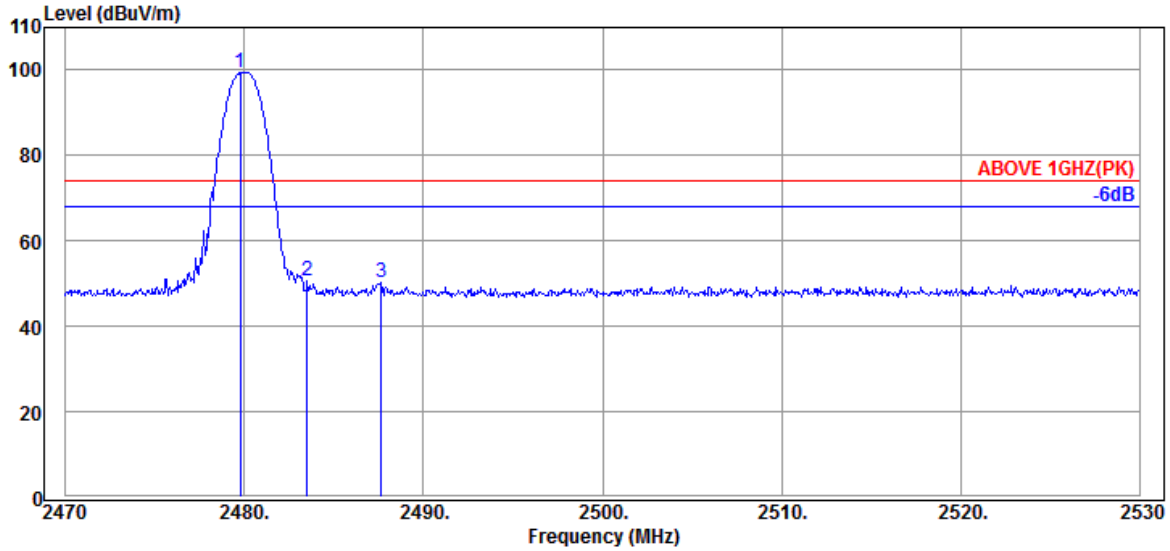

Antenna at Horizontal Polarization

Emission Frequency (MHz)	Antenna Factor (dB/m)	Cable Loss (dB)	Preamp Gain (dB)	Read Level (dBμV)	Emission Level (dBμV/m)	Limits (dBμV/m)	Margin (dB)	Detector
@ 2479.780	32.34	5.86	34.53	95.70	99.37	---	---	Peak
2483.500	32.43	5.87	34.53	46.78	50.55	74.00	23.45	Peak
2487.640	32.43	5.87	34.53	46.41	50.18	74.00	23.82	Peak

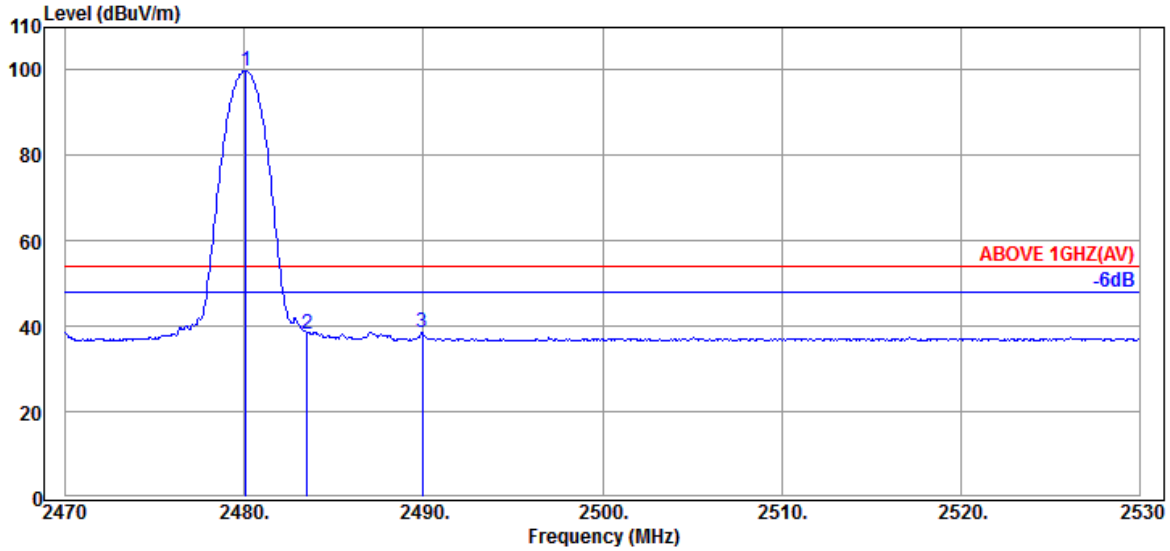

Antenna at Horizontal Polarization

Emission Frequency (MHz)	Antenna Factor (dB/m)	Cable Loss (dB)	Preamp Gain (dB)	Read Level (dBμV)	Emission Level (dBμV/m)	Limits (dBμV/m)	Margin (dB)	Detector
@ 2480.080	32.34	5.86	34.53	96.03	99.70	---	---	Average
2483.500	32.43	5.87	34.53	34.52	38.29	54.00	15.71	Average
2489.920	32.51	5.88	34.53	34.86	38.72	54.00	15.28	Average

Remark: The "@" means fundamental frequency, it is ignored in this section.

This test report may be reproduced in full only. The document may only be updated by Audix Technology Corp. personnel. Any changes will be noted in the Document History section of the report.

Audix Technology Corp.
No. 491, Zhongfu Rd., Linkou Dist.,
New Taipei City244, Taiwan
Tel: +886 2 26099301
Fax: +886 2 26099303

Mode	GFSK	Frequency	TX 2480MHz

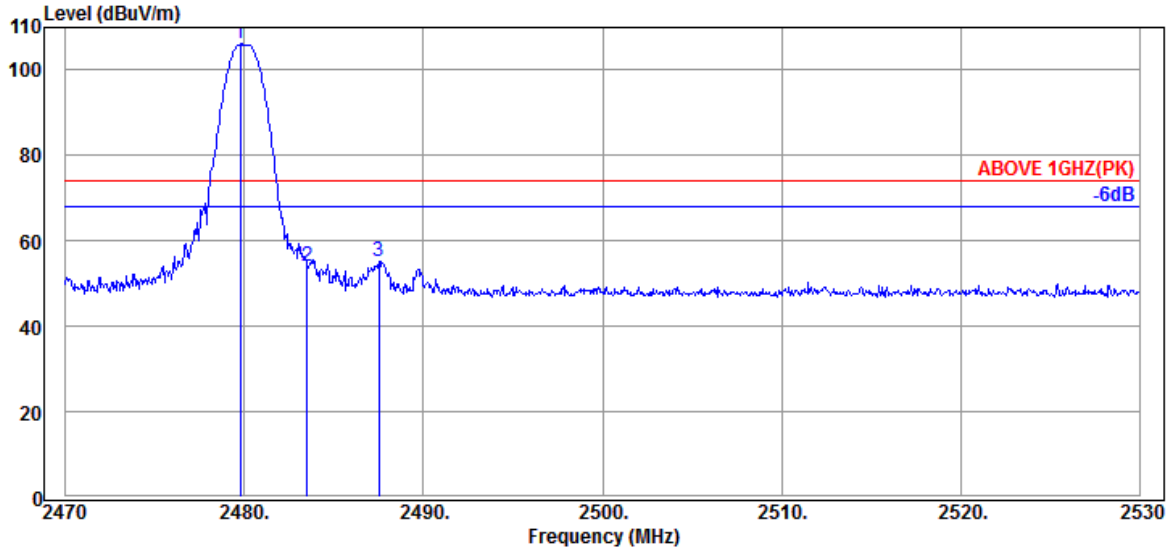

Antenna at Vertical Polarization

Emission Frequency (MHz)	Antenna Factor (dB/m)	Cable Loss (dB)	Preamp Gain (dB)	Read Level (dBμV)	Emission Level (dBμV/m)	Limits (dBμV/m)	Margin (dB)	Detector
@ 2479.780	32.34	5.86	34.53	102.37	106.04	---	---	Peak
2483.500	32.43	5.87	34.53	50.41	54.18	74.00	19.82	Peak
2487.520	32.43	5.87	34.53	51.59	55.36	74.00	18.64	Peak

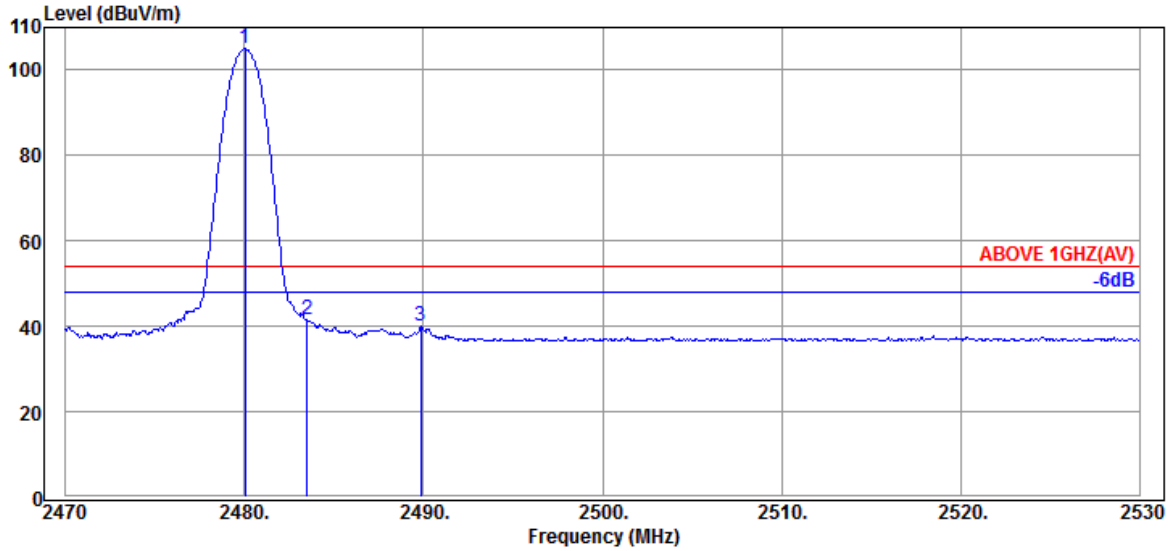

Antenna at Vertical Polarization

Emission Frequency (MHz)	Antenna Factor (dB/m)	Cable Loss (dB)	Preamp Gain (dB)	Read Level (dBμV)	Emission Level (dBμV/m)	Limits (dBμV/m)	Margin (dB)	Detector
@ 2480.020	32.34	5.86	34.53	101.28	104.95	---	---	Average
2483.500	32.43	5.87	34.53	37.72	41.49	54.00	12.51	Average
2489.860	32.51	5.88	34.53	36.11	39.97	54.00	14.03	Average

Remark: The "@" means fundamental frequency, it is ignored in this section.

This test report may be reproduced in full only. The document may only be updated by Audix Technology Corp. personnel. Any changes will be noted in the Document History section of the report.

Audix Technology Corp.
No. 491, Zhongfu Rd., Linkou Dist.,
New Taipei City244, Taiwan
Tel: +886 2 26099301
Fax: +886 2 26099303

Mode	8-DPSK	Frequency	TX 2402MHz

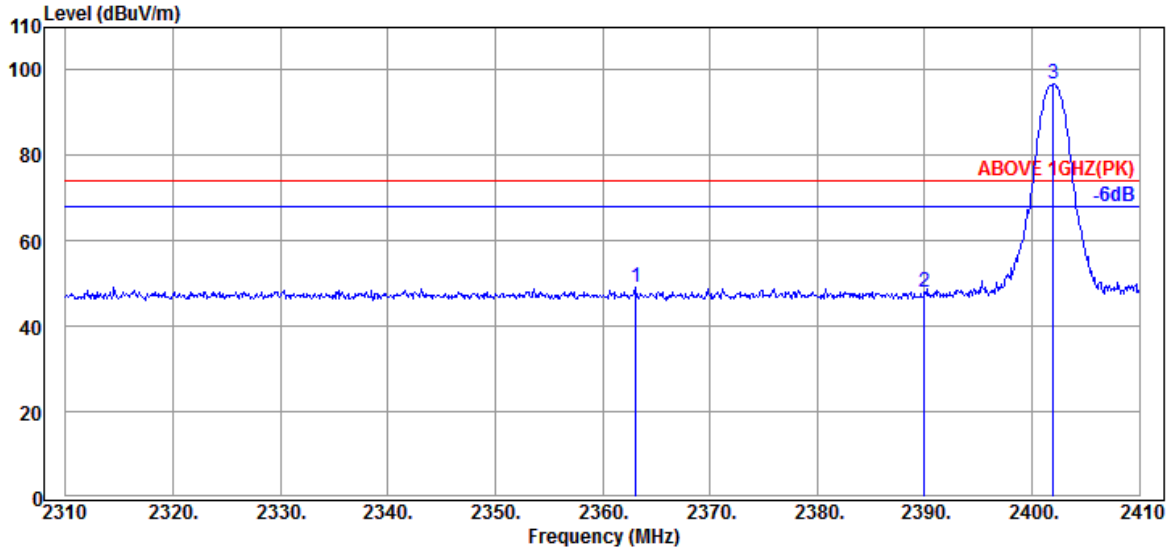

Antenna at Horizontal Polarization

	Emission Frequency (MHz)	Antenna Factor (dB/m)	Cable Loss (dB)	Preamp Gain (dB)	Read Level (dBμV)	Emission Level (dBμV/m)	Limits (dBμV/m)	Margin (dB)	Detector
	2363.100	32.00	5.69	34.50	45.97	49.16	74.00	24.84	Peak
	2390.000	32.00	5.72	34.51	44.65	47.86	74.00	26.14	Peak
@	2402.000	32.00	5.74	34.51	93.60	96.83	---	---	Peak

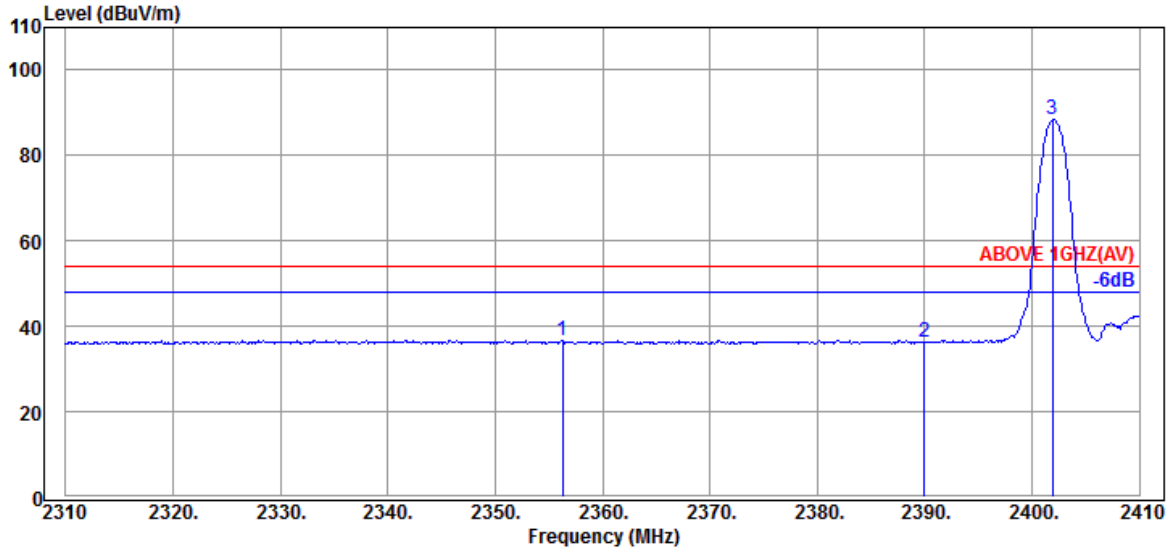

Antenna at Horizontal Polarization

	Emission Frequency (MHz)	Antenna Factor (dB/m)	Cable Loss (dB)	Preamp Gain (dB)	Read Level (dBμV)	Emission Level (dBμV/m)	Limits (dBμV/m)	Margin (dB)	Detector
	2356.300	32.00	5.67	34.50	33.57	36.74	54.00	17.26	Average
	2390.000	32.00	5.72	34.51	33.19	36.40	54.00	17.60	Average
@	2401.900	32.00	5.74	34.51	85.12	88.35	---	---	Average

Remark: The "@" means fundamental frequency, it is ignored in this section.

This test report may be reproduced in full only. The document may only be updated by Audix Technology Corp. personnel. Any changes will be noted in the Document History section of the report.

Audix Technology Corp.
No. 491, Zhongfu Rd., Linkou Dist.,
New Taipei City244, Taiwan
Tel: +886 2 26099301
Fax: +886 2 26099303

Mode	8-DPSK	Frequency	TX 2402MHz

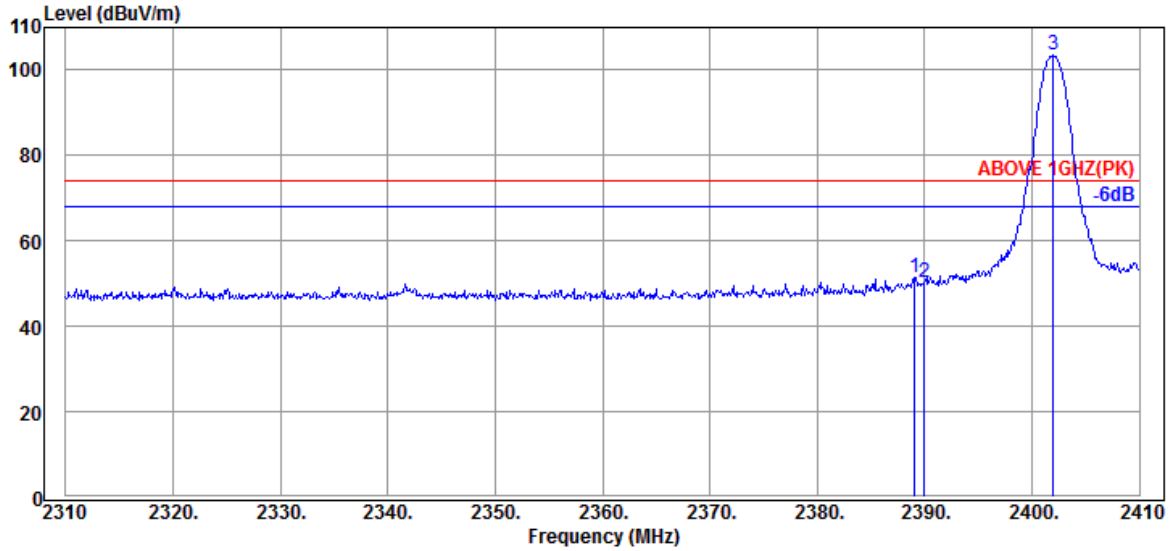

Antenna at Vertical Polarization

	Emission Frequency (MHz)	Antenna Factor (dB/m)	Cable Loss (dB)	Preamp Gain (dB)	Read Level (dBμV)	Emission Level (dBμV/m)	Limits (dBμV/m)	Margin (dB)	Detector
	2389.100	32.00	5.72	34.51	48.20	51.41	74.00	22.59	Peak
	2390.000	32.00	5.72	34.51	47.01	50.22	74.00	23.78	Peak
@	2402.000	32.00	5.74	34.51	100.18	103.41	---	---	Peak

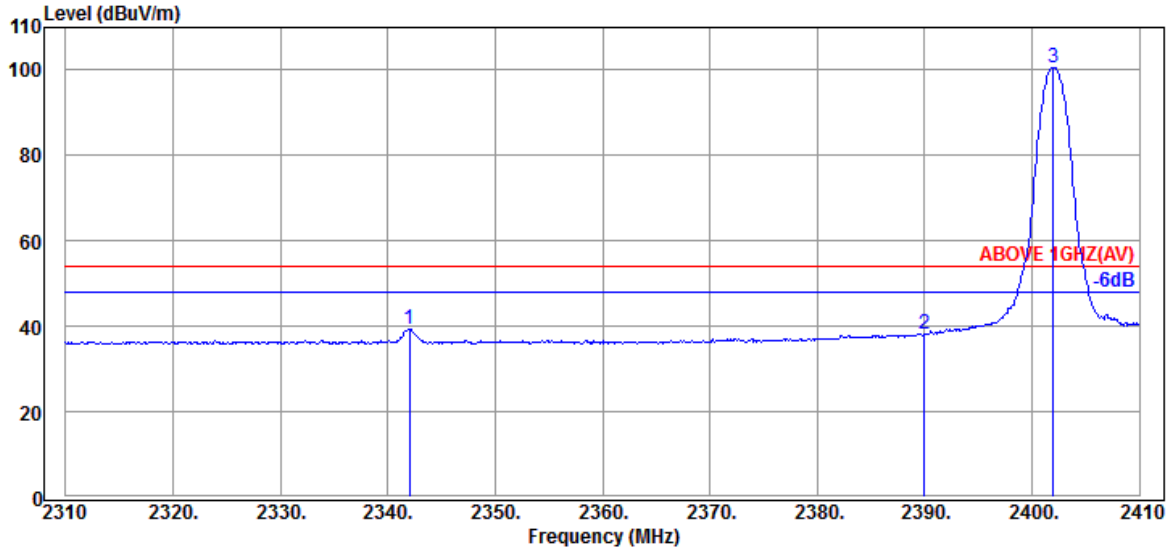

Antenna at Vertical Polarization

	Emission Frequency (MHz)	Antenna Factor (dB/m)	Cable Loss (dB)	Preamp Gain (dB)	Read Level (dBμV)	Emission Level (dBμV/m)	Limits (dBμV/m)	Margin (dB)	Detector
	2342.000	32.05	5.64	34.50	36.24	39.43	54.00	14.57	Average
	2390.000	32.00	5.72	34.51	34.99	38.20	54.00	15.80	Average
@	2402.000	32.00	5.74	34.51	97.37	100.60	---	---	Average

Remark: The "@" means fundamental frequency, it is ignored in this section.

This test report may be reproduced in full only. The document may only be updated by Audix Technology Corp. personnel. Any changes will be noted in the Document History section of the report.

Audix Technology Corp.
No. 491, Zhongfu Rd., Linkou Dist.,
New Taipei City244, Taiwan
Tel: +886 2 26099301
Fax: +886 2 26099303

Mode	8-DPSK	Frequency	TX 2480MHz

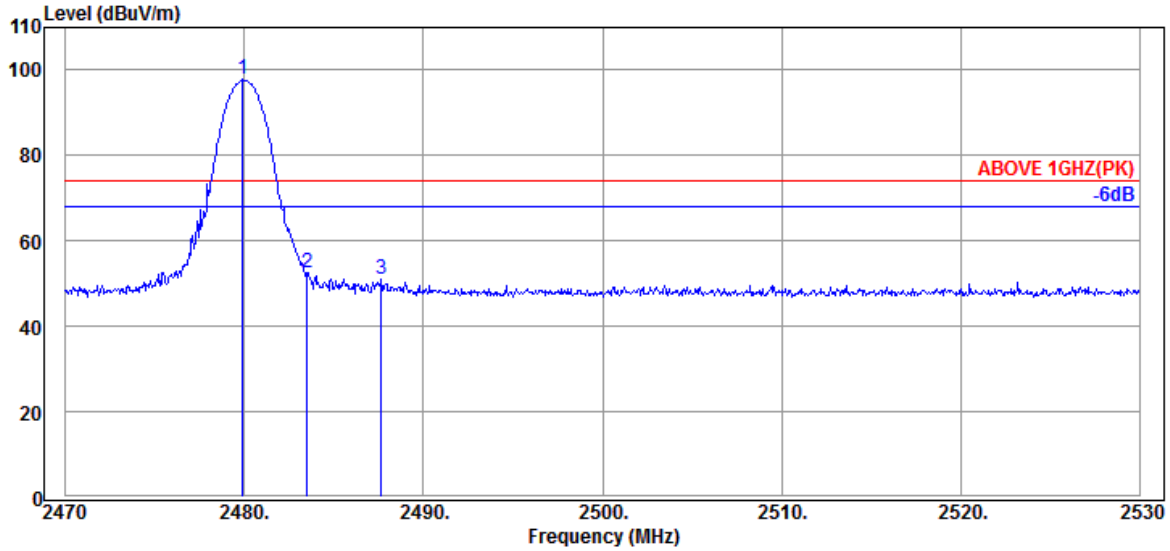

Antenna at Horizontal Polarization

Emission Frequency (MHz)	Antenna Factor (dB/m)	Cable Loss (dB)	Preamp Gain (dB)	Read Level (dBμV)	Emission Level (dBμV/m)	Limits (dBμV/m)	Margin (dB)	Detector
@ 2479.900	32.34	5.86	34.53	94.08	97.75	---	---	Peak
2483.500	32.43	5.87	34.53	48.89	52.66	74.00	21.34	Peak
2487.640	32.43	5.87	34.53	47.44	51.21	74.00	22.79	Peak

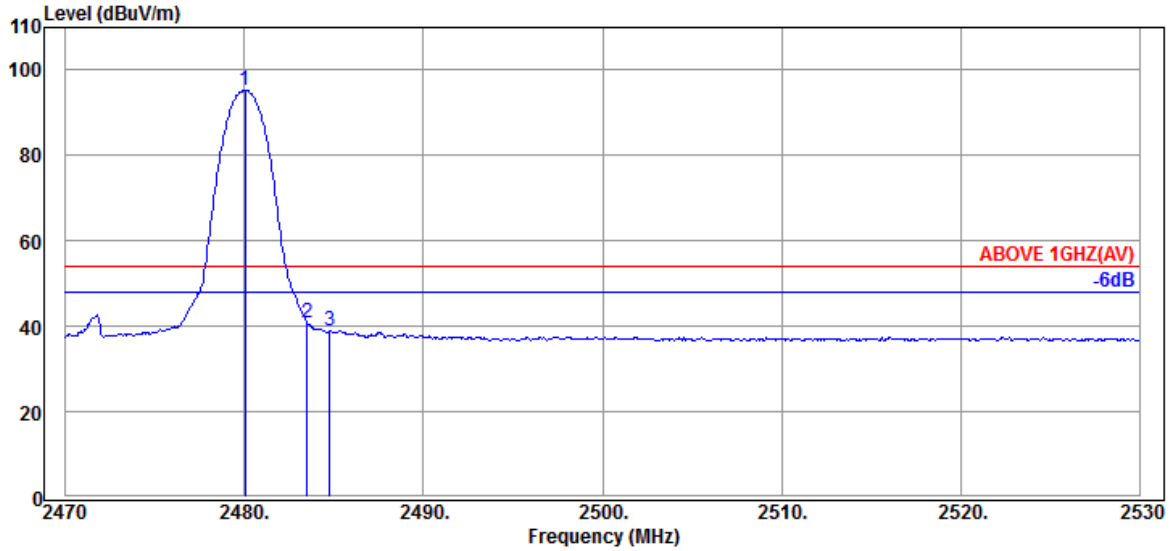

Antenna at Horizontal Polarization

Emission Frequency (MHz)	Antenna Factor (dB/m)	Cable Loss (dB)	Preamp Gain (dB)	Read Level (dBμV)	Emission Level (dBμV/m)	Limits (dBμV/m)	Margin (dB)	Detector
@ 2480.020	32.34	5.86	34.53	91.56	95.23	---	---	Average
2483.500	32.43	5.87	34.53	37.16	40.93	54.00	13.07	Average
2484.760	32.43	5.87	34.53	35.13	38.90	54.00	15.10	Average

Remark: The "@" means fundamental frequency, it is ignored in this section.

This test report may be reproduced in full only. The document may only be updated by Audix Technology Corp. personnel. Any changes will be noted in the Document History section of the report.

Audix Technology Corp.
No. 491, Zhongfu Rd., Linkou Dist.,
New Taipei City244, Taiwan

Tel: +886 2 26099301
Fax: +886 2 26099303

Mode	8-DPSK	Frequency	TX 2480MHz

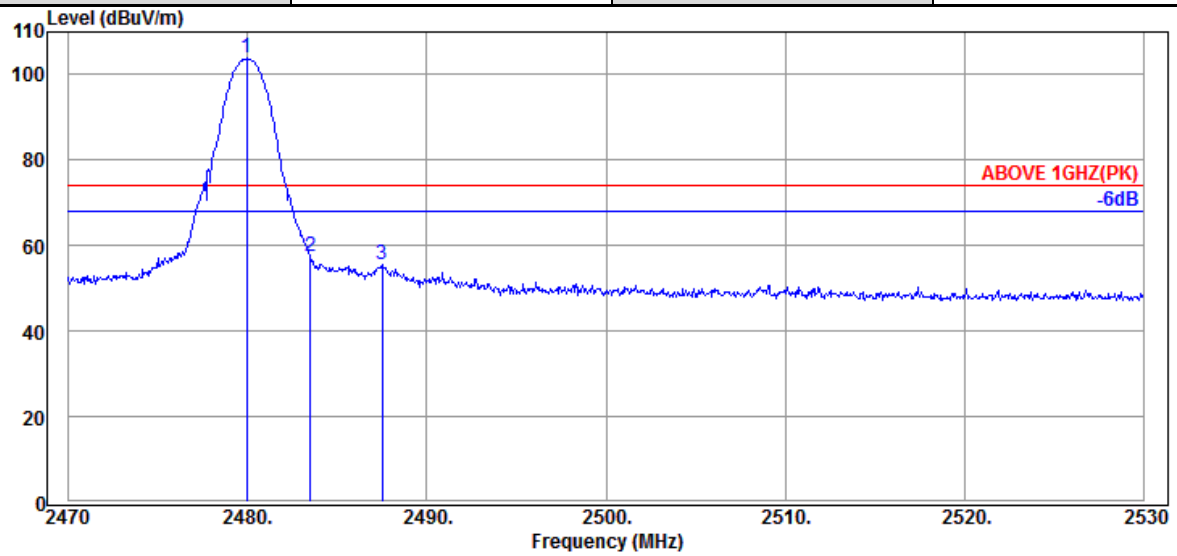

Antenna at Vertical Polarization

Emission Frequency (MHz)	Antenna Factor (dB/m)	Cable Loss (dB)	Preamp Gain (dB)	Read Level (dBμV)	Emission Level (dBμV/m)	Limits (dBμV/m)	Margin (dB)	Detector
@ 2479.960	32.34	5.86	34.53	100.13	103.80	---	---	Peak
2483.500	32.43	5.87	34.53	53.54	57.31	74.00	16.69	Peak
2487.520	32.43	5.87	34.53	51.81	55.58	74.00	18.42	Peak

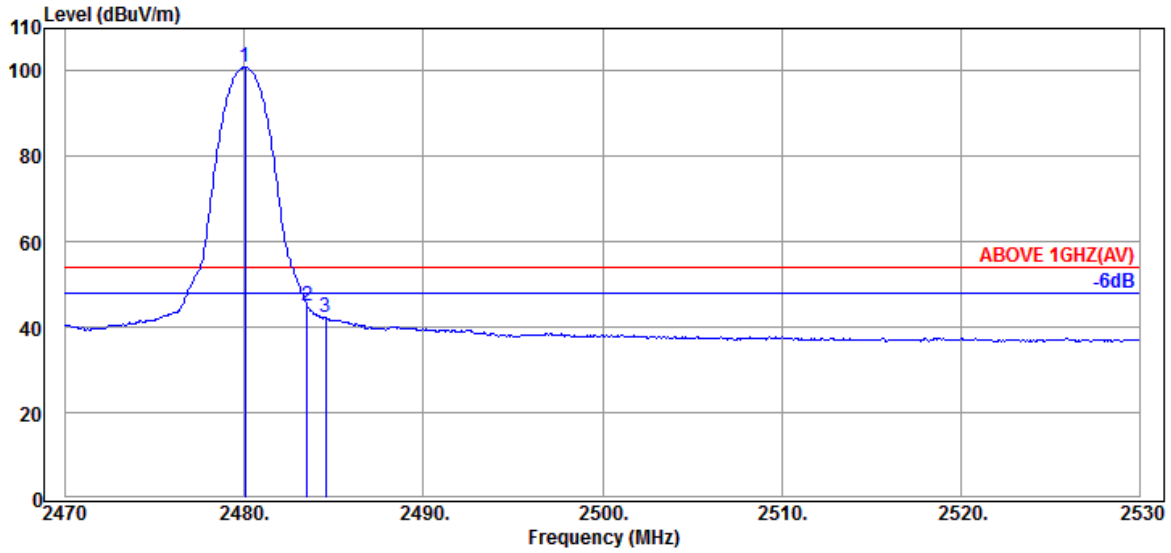

Antenna at Vertical Polarization

Emission Frequency (MHz)	Antenna Factor (dB/m)	Cable Loss (dB)	Preamp Gain (dB)	Read Level (dBμV)	Emission Level (dBμV/m)	Limits (dBμV/m)	Margin (dB)	Detector
@ 2480.020	32.34	5.86	34.53	97.27	100.94	---	---	Average
2483.500	32.43	5.87	34.53	41.32	45.09	54.00	8.91	Average
2484.520	32.43	5.87	34.53	38.58	42.35	54.00	11.65	Average

Remark: The "@" means fundamental frequency, it is ignored in this section.

This test report may be reproduced in full only. The document may only be updated by Audix Technology Corp. personnel. Any changes will be noted in the Document History section of the report.

Audix Technology Corp.
No. 491, Zhongfu Rd., Linkou Dist.,
New Taipei City244, Taiwan
Tel: +886 2 26099301
Fax: +886 2 26099303

Spot Check with SKU #2 (with LUXSHARE-ICT ANT)

Mode	8-DPSK	Frequency	TX 2480MHz

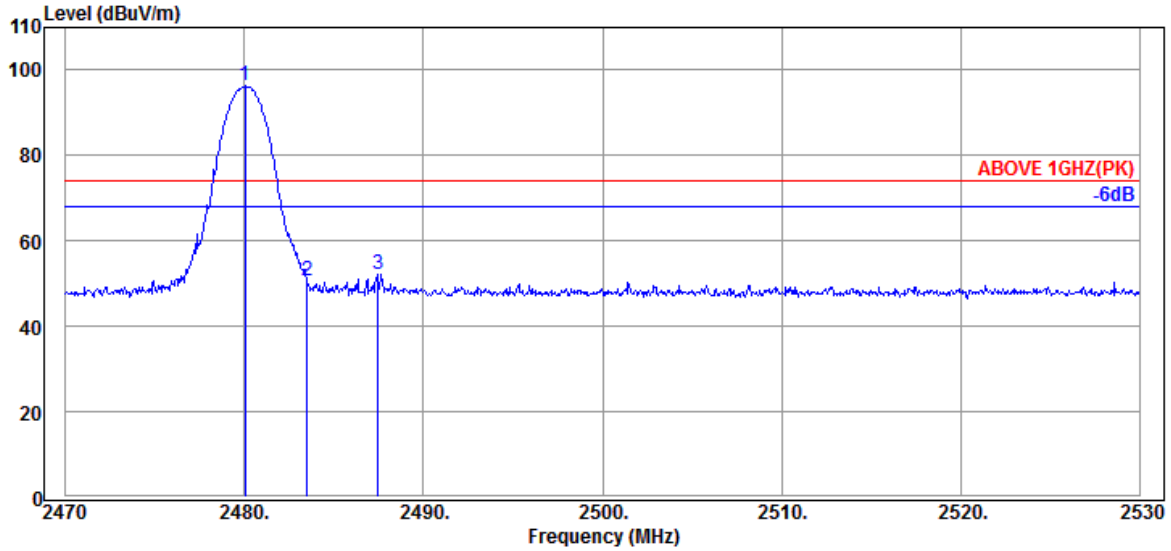

Antenna at Horizontal Polarization

Emission Frequency (MHz)	Antenna Factor (dB/m)	Cable Loss (dB)	Preamp Gain (dB)	Read Level (dBμV)	Emission Level (dBμV/m)	Limits (dBμV/m)	Margin (dB)	Detector
@ 2480.020	32.34	5.86	34.53	92.59	96.26	---	---	Peak
2483.500	32.43	5.87	34.53	46.76	50.53	74.00	23.47	Peak
2487.460	32.43	5.87	34.53	48.32	52.09	74.00	21.91	Peak

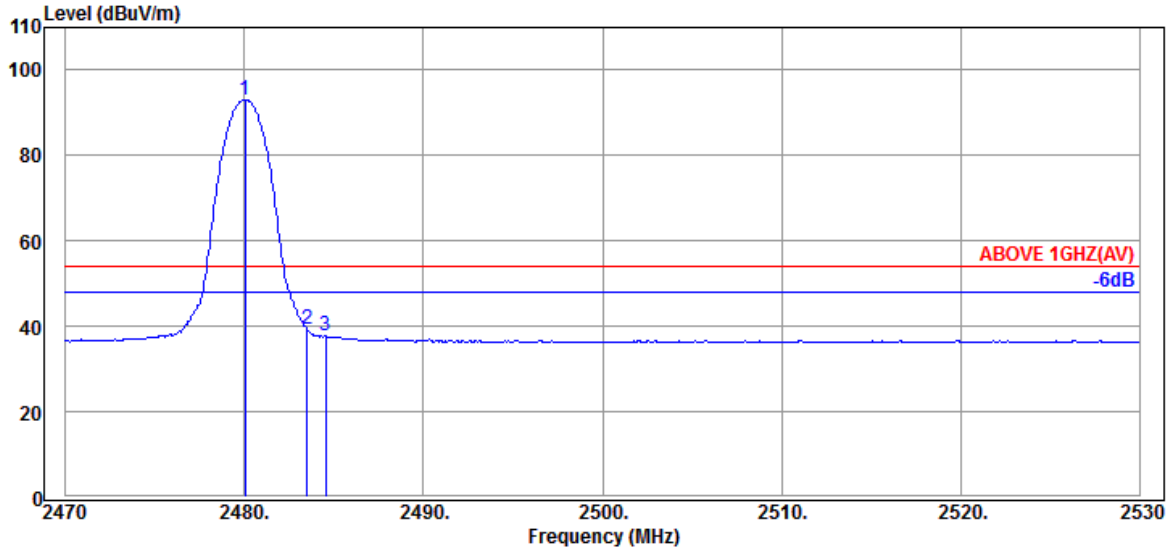

Antenna at Horizontal Polarization

Emission Frequency (MHz)	Antenna Factor (dB/m)	Cable Loss (dB)	Preamp Gain (dB)	Read Level (dBμV)	Emission Level (dBμV/m)	Limits (dBμV/m)	Margin (dB)	Detector
@ 2480.020	32.34	5.86	34.53	89.40	93.07	---	---	Average
2483.500	32.43	5.87	34.53	35.43	39.20	54.00	14.80	Average
2484.520	32.43	5.87	34.53	33.88	37.65	54.00	16.35	Average

Remark: The "@" means fundamental frequency, it is ignored in this section.

This test report may be reproduced in full only. The document may only be updated by Audix Technology Corp. personnel. Any changes will be noted in the Document History section of the report.

Audix Technology Corp.
No. 491, Zhongfu Rd., Linkou Dist.,
New Taipei City244, Taiwan
Tel: +886 2 26099301
Fax: +886 2 26099303

Mode	8-DPSK	Frequency	TX 2480MHz

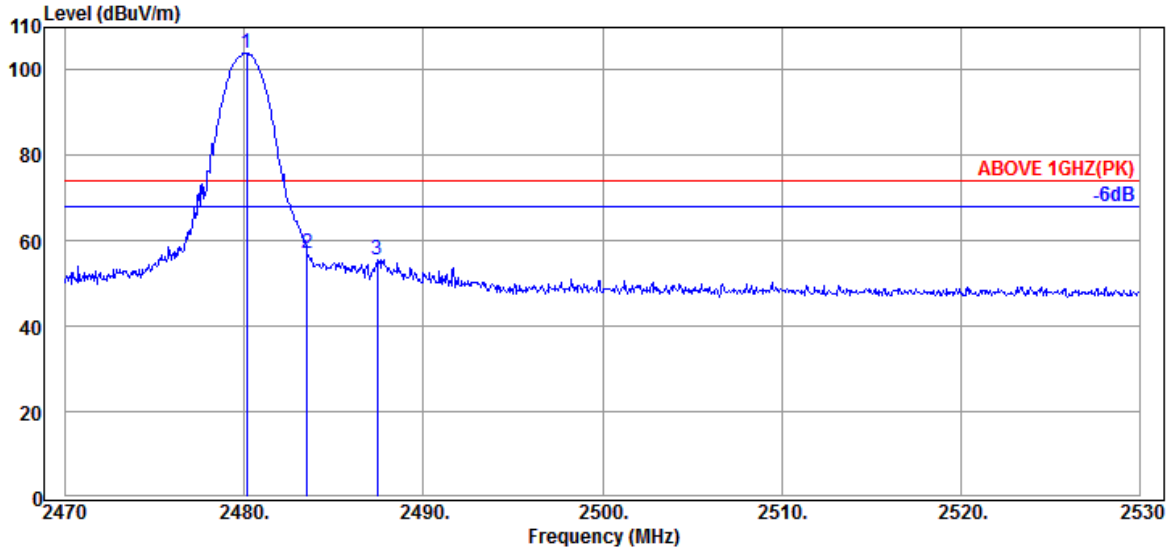

Antenna at Vertical Polarization

Emission Frequency (MHz)	Antenna Factor (dB/m)	Cable Loss (dB)	Preamp Gain (dB)	Read Level (dBμV)	Emission Level (dBμV/m)	Limits (dBμV/m)	Margin (dB)	Detector
@ 2480.140	32.34	5.86	34.53	100.31	103.98	---	---	Peak
2483.500	32.43	5.87	34.53	53.27	57.04	74.00	16.96	Peak
2487.400	32.43	5.87	34.53	51.75	55.52	74.00	18.48	Peak

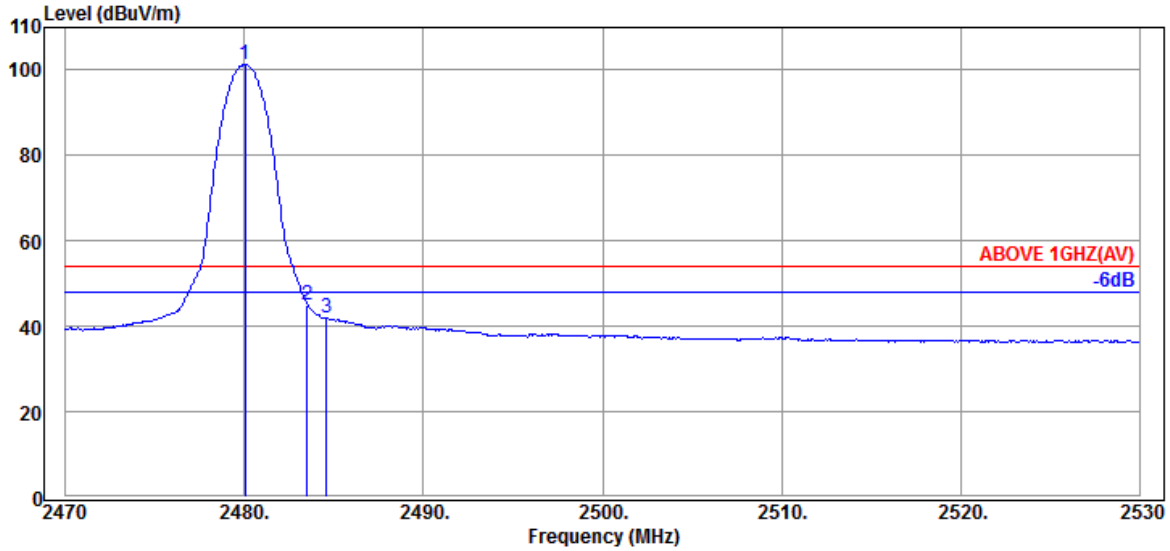

Antenna at Vertical Polarization

Emission Frequency (MHz)	Antenna Factor (dB/m)	Cable Loss (dB)	Preamp Gain (dB)	Read Level (dBμV)	Emission Level (dBμV/m)	Limits (dBμV/m)	Margin (dB)	Detector
@ 2480.020	32.34	5.86	34.53	97.57	101.24	---	---	Average
2483.500	32.43	5.87	34.53	41.21	44.98	54.00	9.02	Average
2484.580	32.43	5.87	34.53	38.05	41.82	54.00	12.18	Average

Remark: The "@" means fundamental frequency, it is ignored in this section.

This test report may be reproduced in full only. The document may only be updated by Audix Technology Corp. personnel. Any changes will be noted in the Document History section of the report.

Audix Technology Corp.
No. 491, Zhongfu Rd., Linkou Dist.,
New Taipei City244, Taiwan
Tel: +886 2 26099301
Fax: +886 2 26099303

Spot Check with SKU #2 (with INPAQ ANT)

Mode	8-DPSK	Frequency	TX 2480MHz

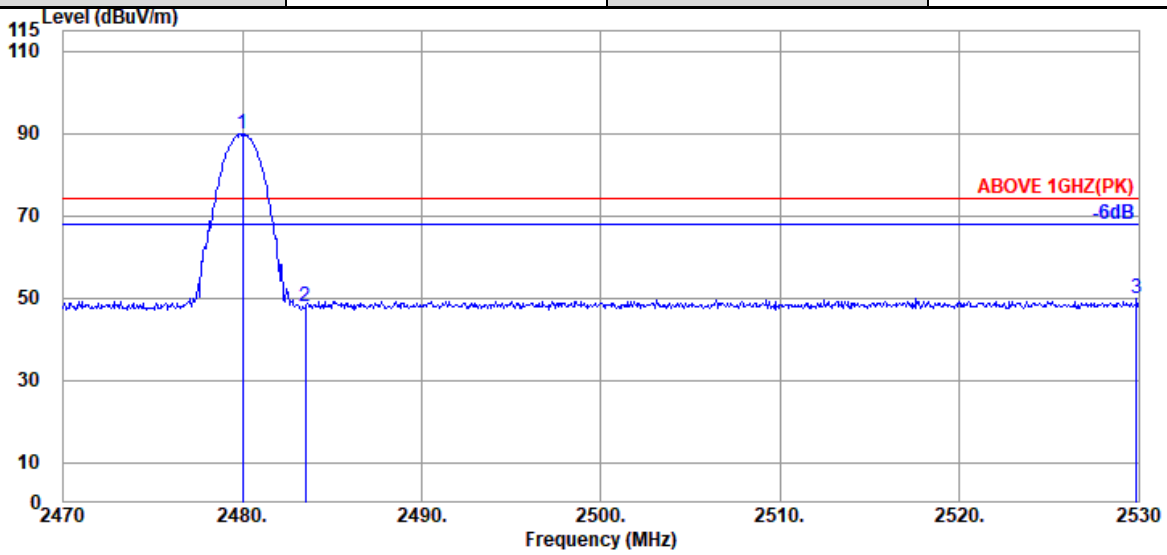

Antenna at Horizontal Polarization

Emission Frequency (MHz)	Antenna Factor (dB/m)	Cable Loss (dB)	Preamp Gain (dB)	Read Level (dBμV)	Emission Level (dBμV/m)	Limits (dBμV/m)	Margin (dB)	Detector
@ 2480.020	28.46	5.86	39.92	95.51	89.91	---	---	Peak
2483.500	28.47	5.87	39.92	53.51	47.93	74.00	26.07	Peak
2529.880	28.67	5.96	39.93	55.31	50.01	74.00	23.99	Peak

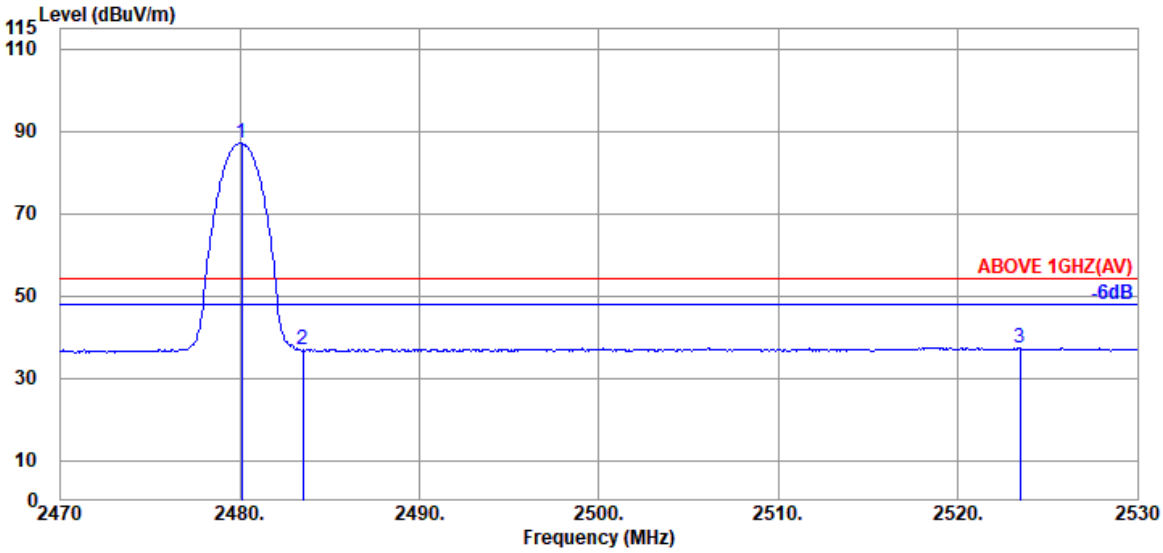

Antenna at Horizontal Polarization

Emission Frequency (MHz)	Antenna Factor (dB/m)	Cable Loss (dB)	Preamp Gain (dB)	Read Level (dBμV)	Emission Level (dBμV/m)	Limits (dBμV/m)	Margin (dB)	Detector
@ 2480.080	28.46	5.86	39.92	92.60	87.00	---	---	Average
2483.500	28.47	5.87	39.92	42.33	36.75	54.00	17.25	Average
2523.460	28.63	5.94	39.93	42.78	37.42	54.00	16.58	Average

Remark: The "@" means fundamental frequency, it is ignored in this section.

This test report may be reproduced in full only. The document may only be updated by Audix Technology Corp. personnel. Any changes will be noted in the Document History section of the report.

Audix Technology Corp.
No. 491, Zhongfu Rd., Linkou Dist.,
New Taipei City244, Taiwan
Tel: +886 2 26099301
Fax: +886 2 26099303

Mode	8-DPSK	Frequency	TX 2480MHz

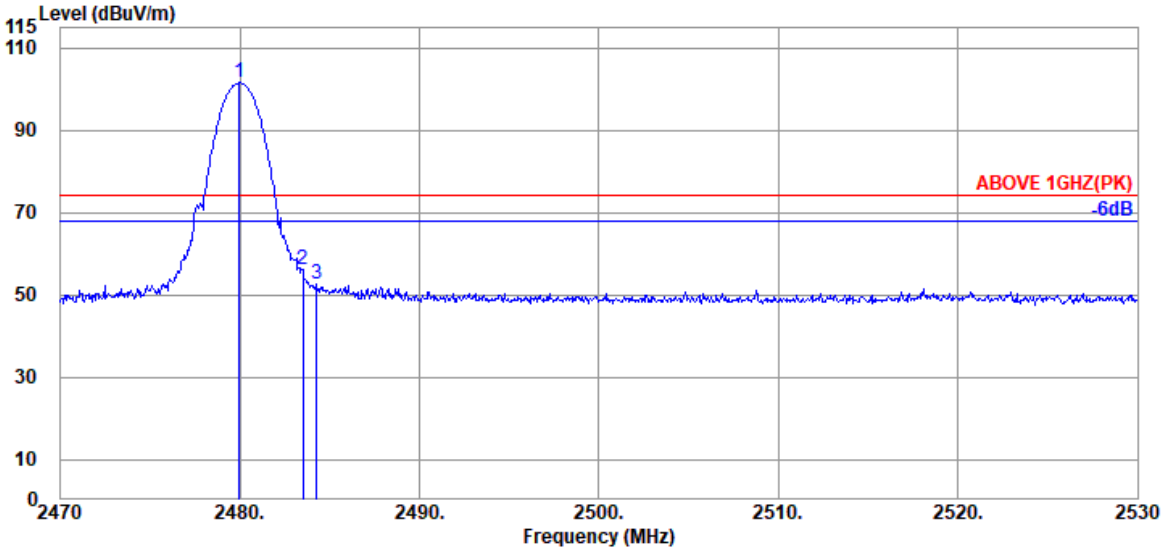

Antenna at Vertical Polarization

Emission Frequency (MHz)	Antenna Factor (dB/m)	Cable Loss (dB)	Preamp Gain (dB)	Read Level (dBμV)	Emission Level (dBμV/m)	Limits (dBμV/m)	Margin (dB)	Detector
@ 2479.960	28.46	5.86	39.92	107.15	101.55	---	---	Peak
2483.500	28.47	5.87	39.92	61.66	56.08	74.00	17.92	Peak
2484.280	28.47	5.87	39.92	58.21	52.63	74.00	21.37	Peak

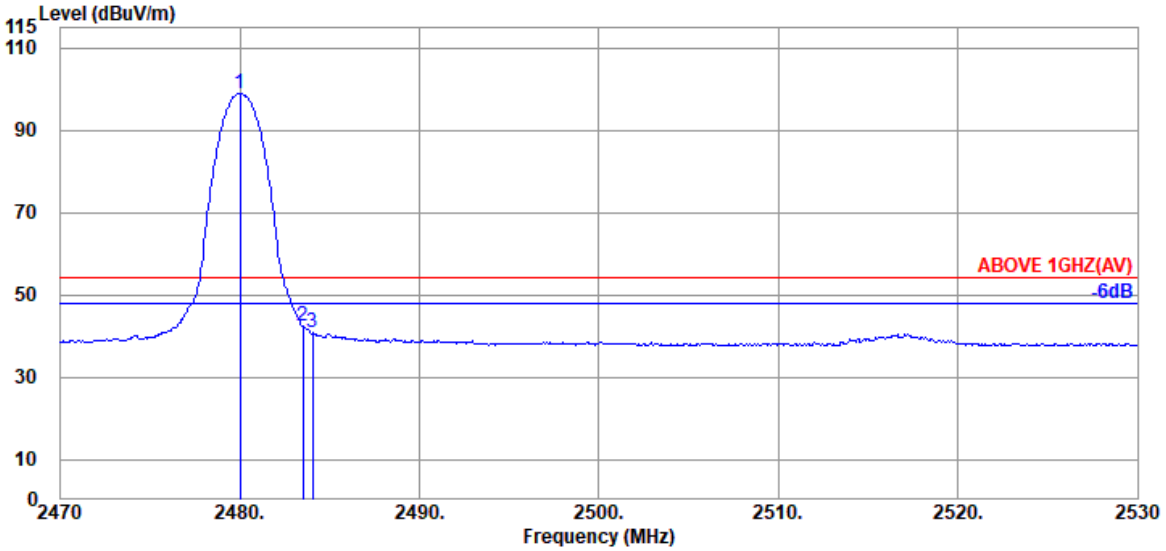

Antenna at Vertical Polarization

Emission Frequency (MHz)	Antenna Factor (dB/m)	Cable Loss (dB)	Preamp Gain (dB)	Read Level (dBμV)	Emission Level (dBμV/m)	Limits (dBμV/m)	Margin (dB)	Detector
@ 2480.020	28.46	5.86	39.92	104.50	98.90	---	---	Average
2483.500	28.47	5.87	39.92	47.87	42.29	54.00	11.71	Average
2484.040	28.47	5.87	39.92	46.24	40.66	54.00	13.34	Average

Remark: The "@" means fundamental frequency, it is ignored in this section.

This test report may be reproduced in full only. The document may only be updated by Audix Technology Corp. personnel. Any changes will be noted in the Document History section of the report.

Audix Technology Corp.
No. 491, Zhongfu Rd., Linkou Dist.,
New Taipei City244, Taiwan
Tel: +886 2 26099301
Fax: +886 2 26099303

A.2.2 Emissions outside the frequency band:

The emissions (up to 25GHz) not reported for there is no emission be found.

- **Test SKU #1 (with LUXSHARE-ICT Antenna)**

Mode	GFSK	Frequency	TX 2402MHz

Antenna at Horizontal Polarization

Emission Frequency (MHz)	Antenna Factor (dB/m)	Cable Loss (dB)	Preamp Gain (dB)	Read Level (dBμV)	Emission Level (dBμV/m)	Limits (dBμV/m)	Margin (dB)	Detector
4804.000	33.00	8.53	39.39	41.83	43.97	54.00	10.03	Peak

Antenna at Vertical Polarization

Emission Frequency (MHz)	Antenna Factor (dB/m)	Cable Loss (dB)	Preamp Gain (dB)	Read Level (dBμV)	Emission Level (dBμV/m)	Limits (dBμV/m)	Margin (dB)	Detector
4804.000	33.00	8.53	39.39	41.02	43.16	54.00	10.84	Peak

Mode	GFSK	Frequency	TX 2441MHz

Antenna at Horizontal Polarization

Emission Frequency (MHz)	Antenna Factor (dB/m)	Cable Loss (dB)	Preamp Gain (dB)	Read Level (dBμV)	Emission Level (dBμV/m)	Limits (dBμV/m)	Margin (dB)	Detector
4882.000	33.25	8.64	39.35	42.33	44.87	54.00	9.13	Peak

Antenna at Vertical Polarization

Emission Frequency (MHz)	Antenna Factor (dB/m)	Cable Loss (dB)	Preamp Gain (dB)	Read Level (dBμV)	Emission Level (dBμV/m)	Limits (dBμV/m)	Margin (dB)	Detector
4882.000	33.25	8.64	39.35	41.53	44.07	54.00	9.93	Peak

Mode	GFSK	Frequency	TX 2480MHz

Antenna at Horizontal Polarization

Emission Frequency (MHz)	Antenna Factor (dB/m)	Cable Loss (dB)	Preamp Gain (dB)	Read Level (dBμV)	Emission Level (dBμV/m)	Limits (dBμV/m)	Margin (dB)	Detector
4960.000	33.40	8.74	39.31	42.61	45.44	54.00	8.56	Peak

Antenna at Vertical Polarization

Emission Frequency (MHz)	Antenna Factor (dB/m)	Cable Loss (dB)	Preamp Gain (dB)	Read Level (dBμV)	Emission Level (dBμV/m)	Limits (dBμV/m)	Margin (dB)	Detector
4960.000	33.40	8.74	39.31	42.36	45.19	54.00	8.81	Peak

This test report may be reproduced in full only. The document may only be updated by Audix Technology Corp. personnel. Any changes will be noted in the Document History section of the report.

Audix Technology Corp.
No. 491, Zhongfu Rd., Linkou Dist.,
New Taipei City244, Taiwan
Tel: +886 2 26099301
Fax: +886 2 26099303

- **Test SKU #1 (with INPAQ Antenna)**

Mode	GFSK	Frequency	TX 2402MHz

Antenna at Horizontal Polarization

Emission Frequency (MHz)	Antenna Factor (dB/m)	Cable Loss (dB)	Preamp Gain (dB)	Read Level (dBμV)	Emission Level (dBμV/m)	Limits (dBμV/m)	Margin (dB)	Detector
4804.000	34.10	8.53	34.43	35.38	43.58	54.00	10.42	Peak

Antenna at Vertical Polarization

Emission Frequency (MHz)	Antenna Factor (dB/m)	Cable Loss (dB)	Preamp Gain (dB)	Read Level (dBμV)	Emission Level (dBμV/m)	Limits (dBμV/m)	Margin (dB)	Detector
4804.000	34.10	8.53	34.43	35.37	43.57	54.00	10.43	Peak

Mode	GFSK	Frequency	TX 2441MHz

Antenna at Horizontal Polarization

Emission Frequency (MHz)	Antenna Factor (dB/m)	Cable Loss (dB)	Preamp Gain (dB)	Read Level (dBμV)	Emission Level (dBμV/m)	Limits (dBμV/m)	Margin (dB)	Detector
4882.000	34.05	8.64	34.42	34.35	42.62	54.00	11.38	Peak

Antenna at Vertical Polarization

Emission Frequency (MHz)	Antenna Factor (dB/m)	Cable Loss (dB)	Preamp Gain (dB)	Read Level (dBμV)	Emission Level (dBμV/m)	Limits (dBμV/m)	Margin (dB)	Detector
4882.000	34.05	8.64	34.42	34.09	42.36	54.00	11.64	Peak

Mode	GFSK	Frequency	TX 2480MHz

Antenna at Horizontal Polarization

Emission Frequency (MHz)	Antenna Factor (dB/m)	Cable Loss (dB)	Preamp Gain (dB)	Read Level (dBμV)	Emission Level (dBμV/m)	Limits (dBμV/m)	Margin (dB)	Detector
4960.000	34.22	8.74	34.41	36.62	45.17	54.00	8.83	Peak

Antenna at Vertical Polarization

Emission Frequency (MHz)	Antenna Factor (dB/m)	Cable Loss (dB)	Preamp Gain (dB)	Read Level (dBμV)	Emission Level (dBμV/m)	Limits (dBμV/m)	Margin (dB)	Detector
4960.000	34.22	8.74	34.41	35.67	44.22	54.00	9.78	Peak

This test report may be reproduced in full only. The document may only be updated by Audix Technology Corp. personnel. Any changes will be noted in the Document History section of the report.

Audix Technology Corp.
No. 491, Zhongfu Rd., Linkou Dist.,
New Taipei City244, Taiwan
Tel: +886 2 26099301
Fax: +886 2 26099303

Spot Check with SKU #2 (with LUXSHARE-ICT ANT)

Mode	GFSK	Frequency	TX 2480MHz

Antenna at Horizontal Polarization

Emission Frequency (MHz)	Antenna Factor (dB/m)	Cable Loss (dB)	Preamp Gain (dB)	Read Level (dBμV)	Emission Level (dBμV/m)	Limits (dBμV/m)	Margin (dB)	Detector
4960.000	34.22	8.74	34.41	33.20	41.75	54.00	12.25	Peak

Antenna at Vertical Polarization

Emission Frequency (MHz)	Antenna Factor (dB/m)	Cable Loss (dB)	Preamp Gain (dB)	Read Level (dBμV)	Emission Level (dBμV/m)	Limits (dBμV/m)	Margin (dB)	Detector
4960.000	34.22	8.74	34.41	32.58	41.13	54.00	12.87	Peak

Spot Check with SKU #2 (with INAPQ ANT)

Mode	GFSK	Frequency	TX 2480MHz

Antenna at Horizontal Polarization

Emission Frequency (MHz)	Antenna Factor (dB/m)	Cable Loss (dB)	Preamp Gain (dB)	Read Level (dBμV)	Emission Level (dBμV/m)	Limits (dBμV/m)	Margin (dB)	Detector
4960.000	34.22	8.74	34.41	32.23	40.78	54.00	13.22	Peak

Antenna at Vertical Polarization

Emission Frequency (MHz)	Antenna Factor (dB/m)	Cable Loss (dB)	Preamp Gain (dB)	Read Level (dBμV)	Emission Level (dBμV/m)	Limits (dBμV/m)	Margin (dB)	Detector
4960.000	34.22	8.74	34.41	32.14	40.69	54.00	13.31	Peak

This test report may be reproduced in full only. The document may only be updated by Audix Technology Corp. personnel. Any changes will be noted in the Document History section of the report.

Audix Technology Corp.
No. 491, Zhongfu Rd., Linkou Dist.,
New Taipei City244, Taiwan
Tel: +886 2 26099301
Fax: +886 2 26099303

A.2.3 Emissions in Non-restricted Frequency Bands:

All emission levels below the FCC 15.209(a)/RSS-Gen Section 8.9 table 4 general radiated emissions limits is not required.

This test report may be reproduced in full only. The document may only be updated by Audix Technology Corp. personnel. Any changes will be noted in the Document History section of the report.

Audix Technology Corp.
No. 491, Zhongfu Rd., Linkou Dist.,
New Taipei City244, Taiwan
Tel: +886 2 26099301
Fax: +886 2 26099303

A.3 20dB BANDWIDTH

Test Date	2022/10/18	Temp./Hum.	24℃/71%
Cable Loss	0.5dB	Tested By	Brian Hsieh
Test Voltage	AC 120V 60Hz (Via AC Adapter)		

A.3.1 20dB Bandwidth Result

Mode	Centre Frequency (MHz)	20dB Bandwidth (MHz)	99%Occupied Bandwidth (MHz) (Reference only)	2/3 (20dB Bandwidth)
GFSK	2402	0.9203	0.86875	0.614
	2441	0.9216	0.86938	0.614
	2480	0.9261	0.87491	0.617
8-DPSK	2402	1.409	1.3553	0.939
	2441	1.412	1.3559	0.941
	2480	1.410	1.3524	0.940

Remark: The maximum two-thirds of the 20dB bandwidth is the limit for carrier frequency separation presented.

This test report may be reproduced in full only. The document may only be updated by Audix Technology Corp. personnel. Any changes will be noted in the Document History section of the report.

Audix Technology Corp.
No. 491, Zhongfu Rd., Linkou Dist.,
New Taipei City244, Taiwan

Tel: +886 2 26099301
Fax: +886 2 26099303

A.3.2 Measurement Plots

GFSK	8-DPSK
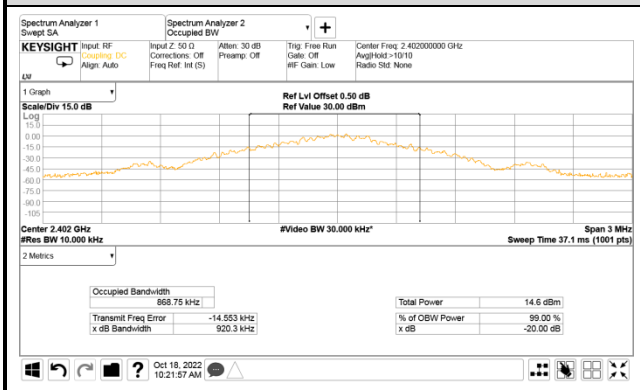	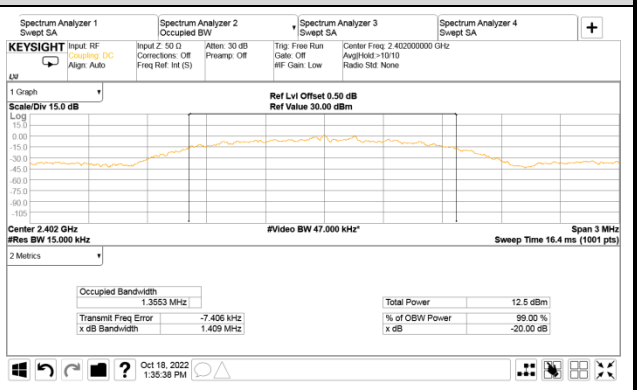
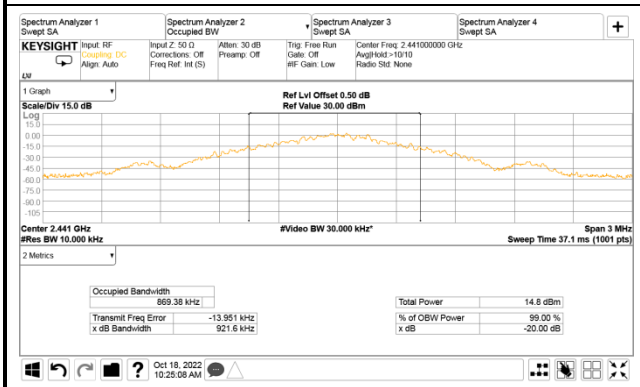	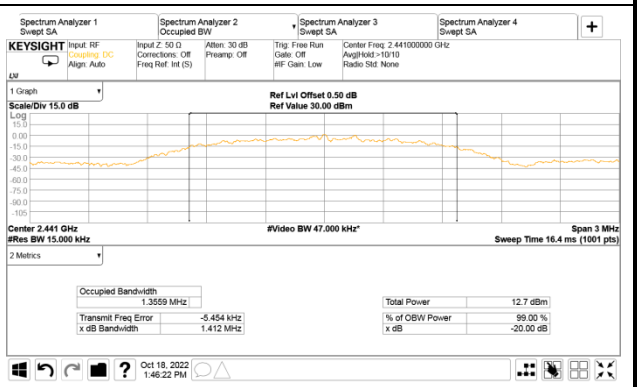
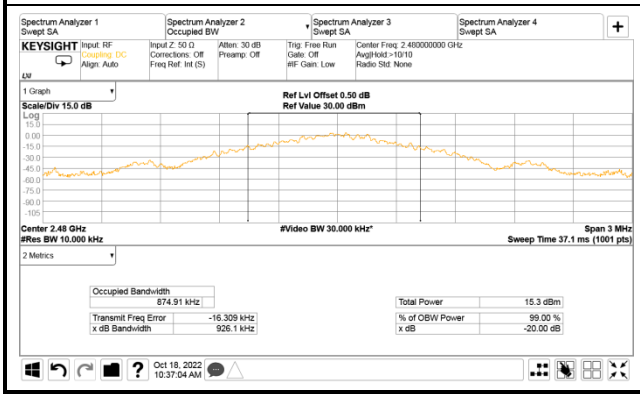	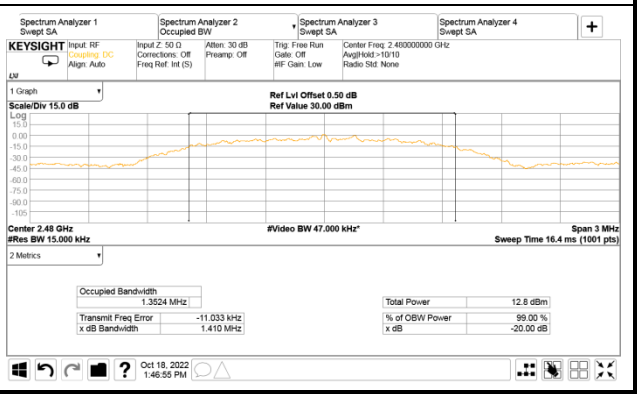

This test report may be reproduced in full only. The document may only be updated by Audix Technology Corp. personnel. Any changes will be noted in the Document History section of the report.

Audix Technology Corp.
No. 491, Zhongfu Rd., Linkou Dist.,
New Taipei City244, Taiwan

Tel: +886 2 26099301
Fax: +886 2 26099303

A.4 CARRIER FREQUENCY SEPARATION

Test Date	2022/10/18	Temp./Hum.	24℃/71%
Cable Loss	0.5dB	Tested By	Brian Hsieh
Test Voltage	AC 120V 60Hz (Via AC Adapter)		

GFSK

2402MHz

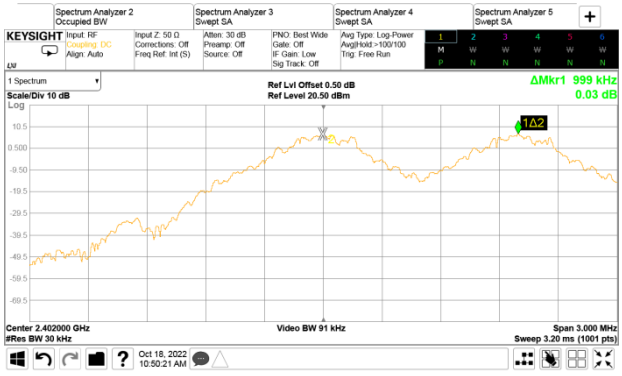

2441MHz

adjacent channel of left carrier frequency

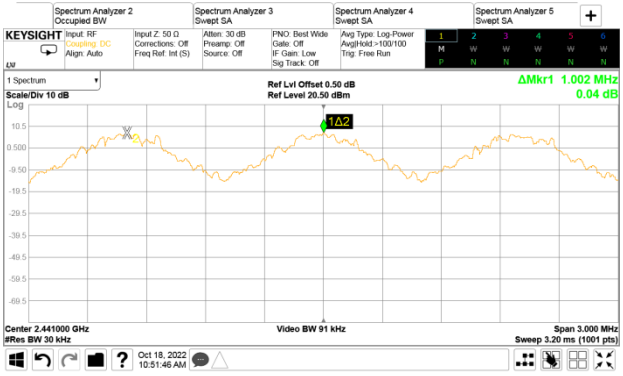

2441MHz

adjacent channel of right carrier frequency

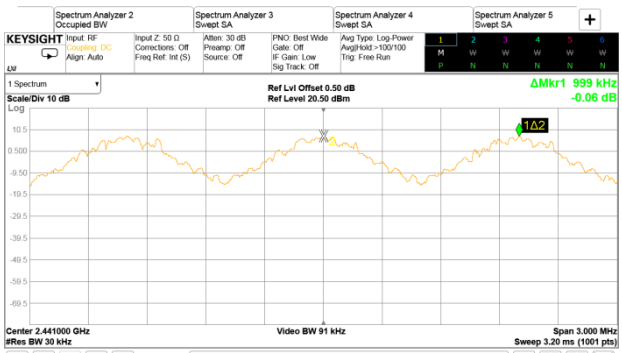

2480MHz

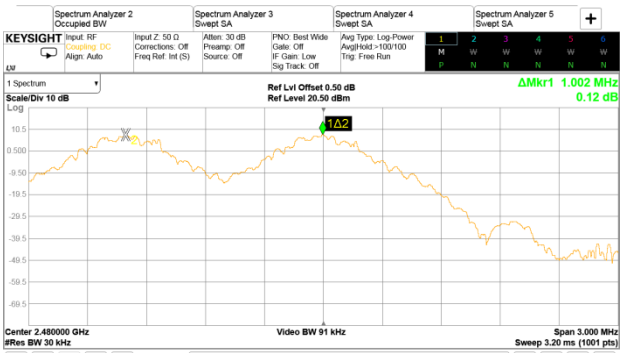

This test report may be reproduced in full only. The document may only be updated by Audix Technology Corp. personnel. Any changes will be noted in the Document History section of the report.

Audix Technology Corp.
No. 491, Zhongfu Rd., Linkou Dist.,
New Taipei City244, Taiwan

Tel: +886 2 26099301
Fax: +886 2 26099303

8-DPSK	
2402MHz	2441MHz adjacent channel of left carrier frequency
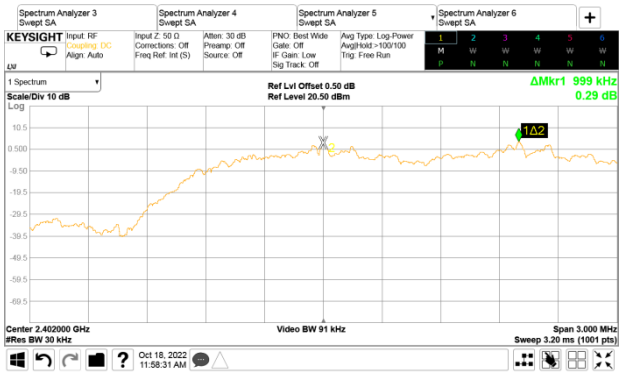	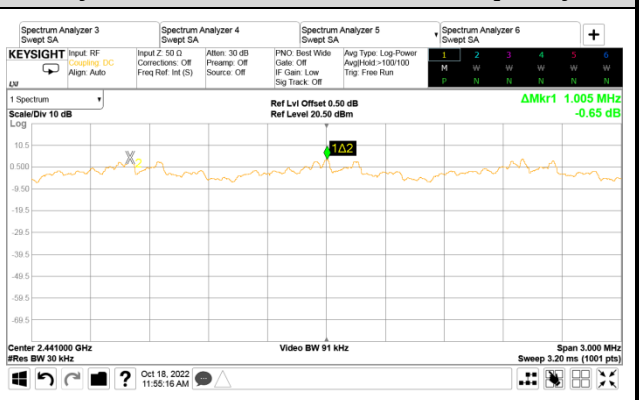
2441MHz adjacent channel of right carrier frequency	2480MHz
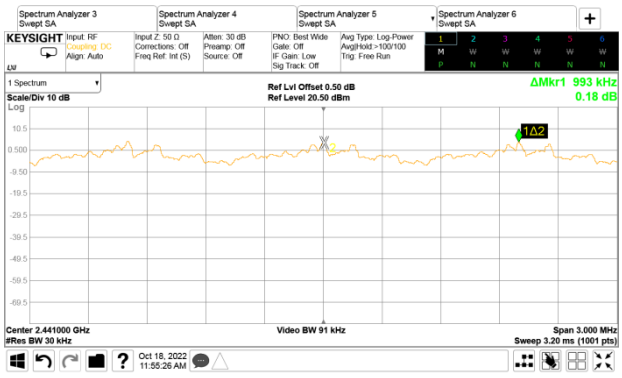	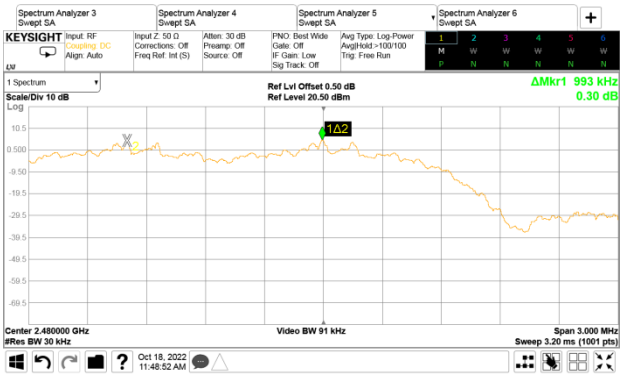

This test report may be reproduced in full only. The document may only be updated by Audix Technology Corp. personnel. Any changes will be noted in the Document History section of the report.

Audix Technology Corp.
No. 491, Zhongfu Rd., Linkou Dist.,
New Taipei City244, Taiwan
Tel: +886 2 26099301
Fax: +886 2 26099303

A.5 TIME OF OCCUPANCY

Test Date	2022/10/18	Temp./Hum.	24℃/71%
Cable Loss	0.5dB	Tested By	Brian Hsieh
Test Voltage	AC 120V 60Hz (Via AC Adapter)		

A.5.1 Time of Occupancy

Mode	Centre Frequency (MHz)	Mode	Each second appearance transmission	Time of Occupancy (ms)	Maximum accumulated Time of Occupancy (ms)	Limit (ms)
GFSK	2402	DH1	10	0.3800	120.080	<400
		DH3	6	1.6400	310.944	<400
		DH5	3	2.8800	273.024	<400

Observation Period:

79 channels* **0.4** seconds= **31.6** seconds

DH1 Mode

For each second of **10** transmission appearance,the longest time of occupancy is
10 transmission* **31.6** seconds* **0.380** ms= **120.080** ms (<400ms)

DH3 Mode

For each second of **6** transmission appearance,the longest time of occupancy is
6 transmission* **31.6** seconds* **1.640** ms= **310.944** ms (<400ms)

DH5 Mode

For each second of **3** transmission appearance,the longest time of occupancy is
3 transmission* **31.6** seconds* **2.880** ms= **273.024** ms (<400ms)

Mode	Centre Frequency (MHz)	Mode	Each second appearance transmission	Time of Occupancy (ms)	Maximum accumulated Time of Occupancy (ms)	Limit (ms)
GFSK	2441	DH1	10	0.3800	120.080	<400
		DH3	5	1.6300	257.540	<400
		DH5	3	2.8800	273.024	<400

Observation Period:

79 channels* **0.4** seconds= **31.6** seconds

DH1 Mode

For each second of **10** transmission appearance,the longest time of occupancy is
10 transmission* **31.6** seconds* **0.380** ms= **120.080** ms (<400ms)

DH3 Mode

For each second of **5** transmission appearance,the longest time of occupancy is
5 transmission* **31.6** seconds* **1.630** ms= **257.540** ms (<400ms)

DH5 Mode

For each second of **3** transmission appearance,the longest time of occupancy is
3 transmission* **31.6** seconds* **2.880** ms= **273.024** ms (<400ms)

This test report may be reproduced in full only. The document may only be updated by Audix Technology Corp. personnel. Any changes will be noted in the Document History section of the report.

Audix Technology Corp.
No. 491, Zhongfu Rd., Linkou Dist.,
New Taipei City244, Taiwan
Tel: +886 2 26099301
Fax: +886 2 26099303

Mode	Centre Frequency (MHz)	Mode	Each second appearance transmission	Time of Occupancy (ms)	Maximum accumulated Time of Occupancy (ms)	Limit (ms)
GFSK	2480	DH1	10	0.3800	120.080	<400
		DH3	6	1.6300	309.048	<400
		DH5	3	2.8800	273.024	<400

Observation Period:

79 channels* **0.4** seconds= **31.6** seconds

DH1 Mode

For each second of **10** transmission appearance,the longest time of occupancy is
10 transmission* **31.6** seconds* **0.380** ms= **120.080** ms (<400ms)

DH3 Mode

For each second of **6** transmission appearance,the longest time of occupancy is
6 transmission* **31.6** seconds* **1.630** ms= **309.048** ms (<400ms)

DH5 Mode

For each second of **3** transmission appearance,the longest time of occupancy is
3 transmission* **31.6** seconds* **2.880** ms= **273.024** ms (<400ms)

This test report may be reproduced in full only. The document may only be updated by Audix Technology Corp. personnel. Any changes will be noted in the Document History section of the report.

Audix Technology Corp.
No. 491, Zhongfu Rd., Linkou Dist.,
New Taipei City244, Taiwan

Tel: +886 2 26099301
Fax: +886 2 26099303

- Measurement Plots

GFSK	
2402MHz	
DH1	
	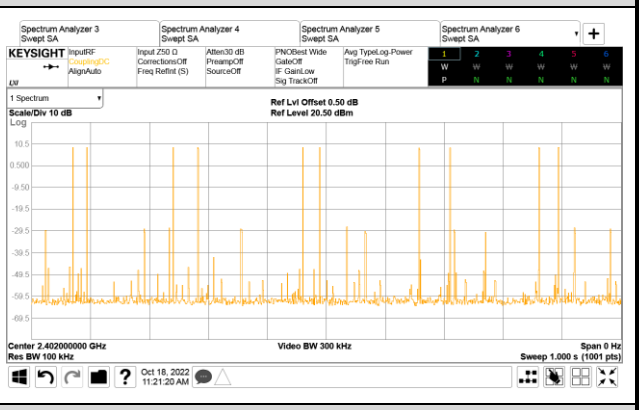
DH3	
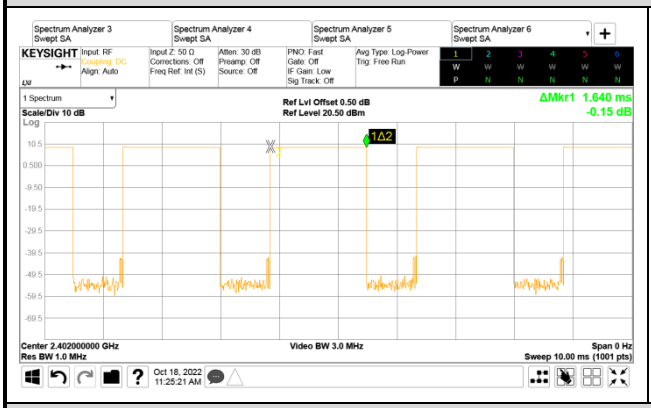	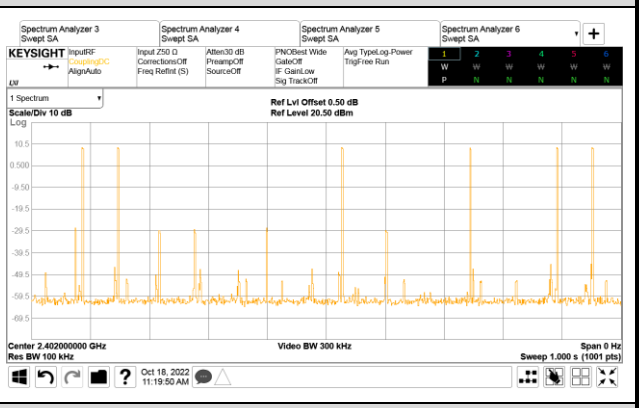
DH5	
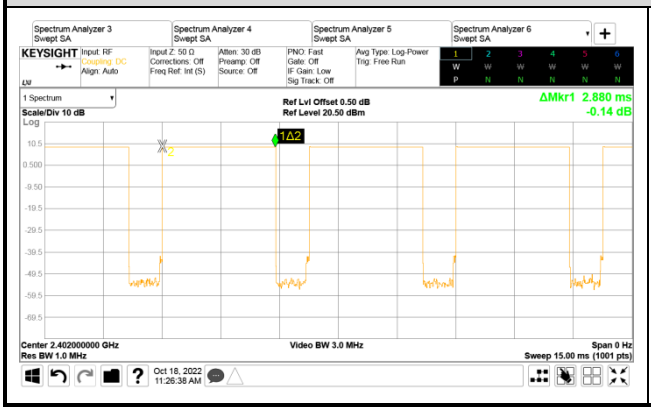	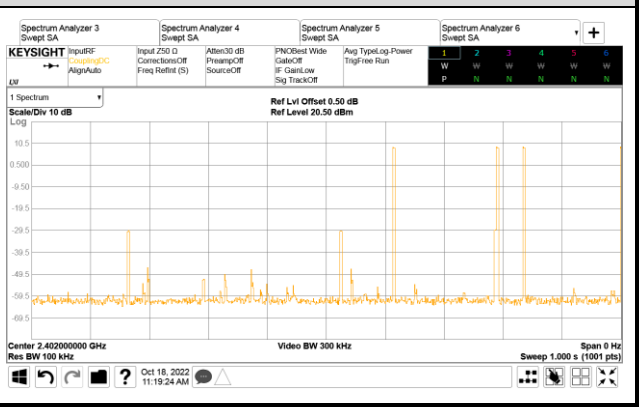

This test report may be reproduced in full only. The document may only be updated by Audix Technology Corp. personnel. Any changes will be noted in the Document History section of the report.

Audix Technology Corp.
No. 491, Zhongfu Rd., Linkou Dist.,
New Taipei City244, Taiwan

Tel: +886 2 26099301
Fax: +886 2 26099303

GFSK	
2441MHz	
DH1	
	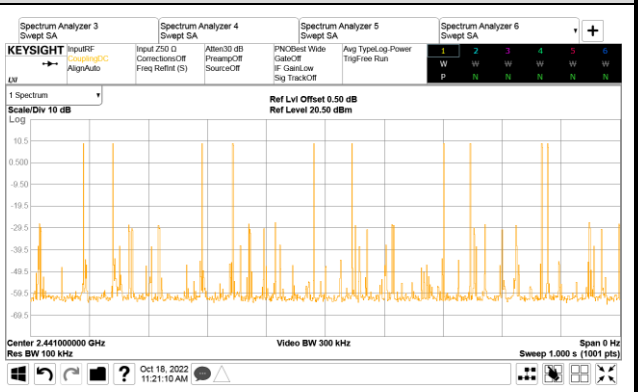
DH3	
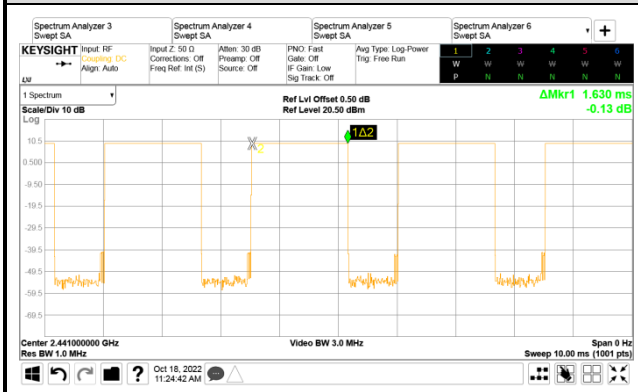	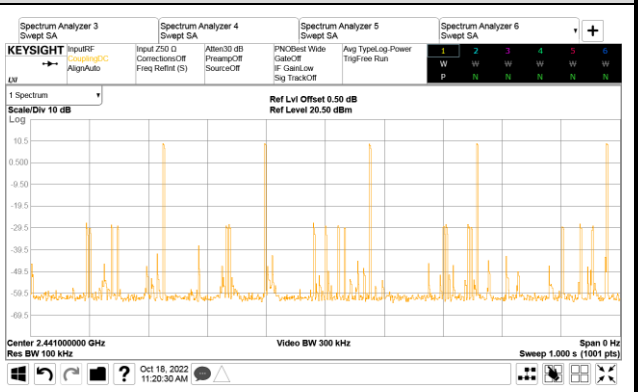
DH5	
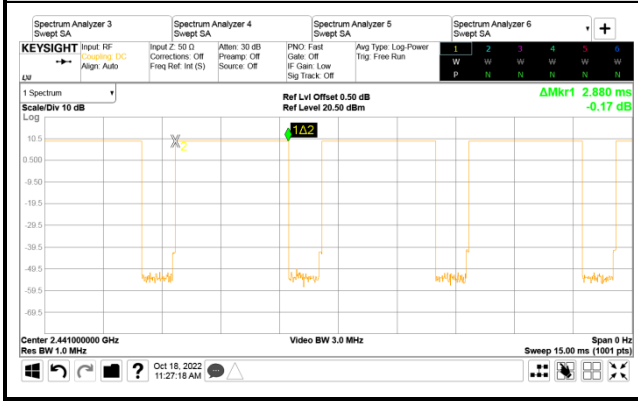	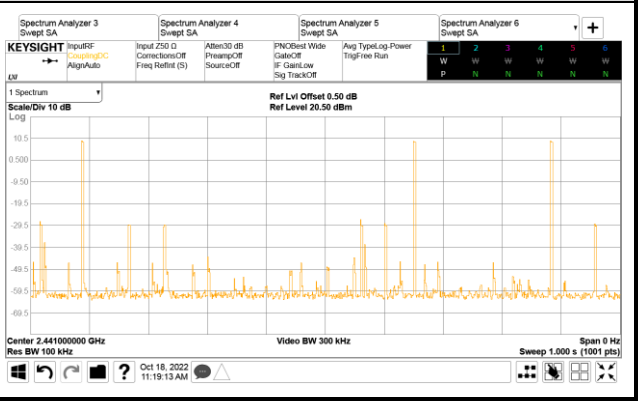

This test report may be reproduced in full only. The document may only be updated by Audix Technology Corp. personnel. Any changes will be noted in the Document History section of the report.

Audix Technology Corp.
No. 491, Zhongfu Rd., Linkou Dist.,
New Taipei City244, Taiwan

Tel: +886 2 26099301
Fax: +886 2 26099303

GFSK	
2480MHz	
DH1	
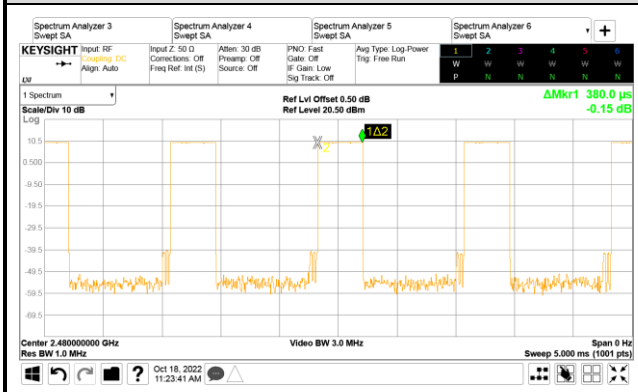	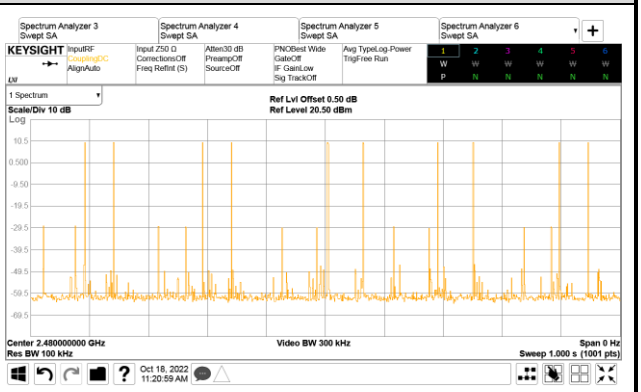
DH3	
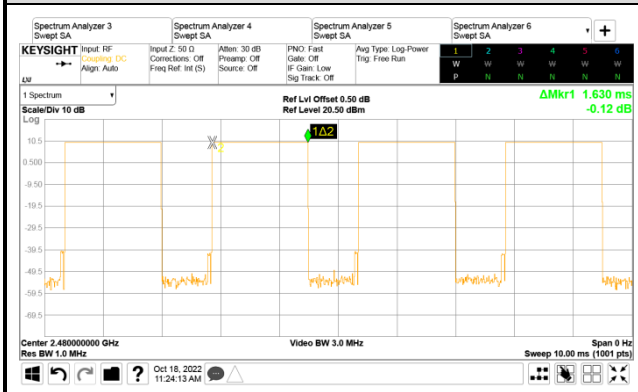	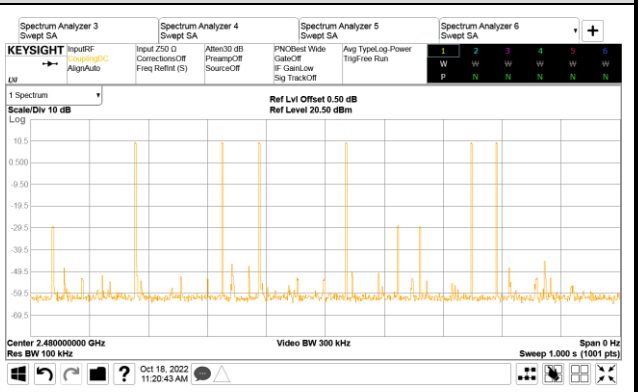
DH5	
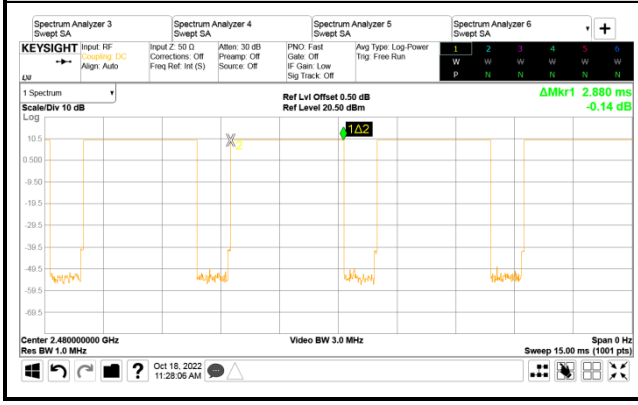	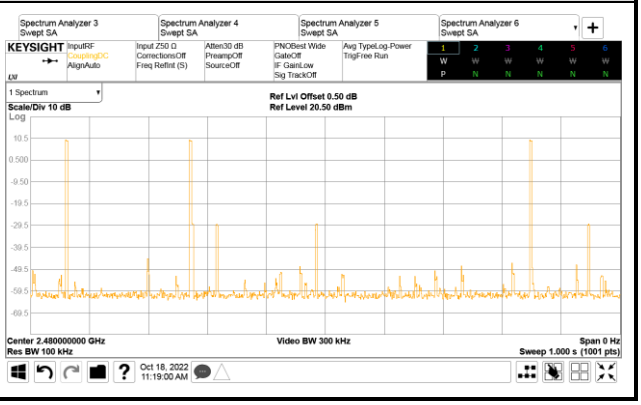

This test report may be reproduced in full only. The document may only be updated by Audix Technology Corp. personnel. Any changes will be noted in the Document History section of the report.

Audix Technology Corp.
No. 491, Zhongfu Rd., Linkou Dist.,
New Taipei City244, Taiwan
Tel: +886 2 26099301
Fax: +886 2 26099303

Mode	Centre Frequency (MHz)	Mode	Each second appearance transmission	Time of Occupancy (ms)	Maximum accumulated Time of Occupancy (ms)	Limit (ms)
8-DPSK	2402	3DH1	10	0.3850	121.660	<400
		3DH3	6	1.6400	310.944	<400
		3DH5	3	2.8950	274.446	<400

Observation Period:

79 channels* **0.4** seconds= **31.6** seconds

3DH1 Mode

For each second of **10** transmission appearance,the longest time of occupancy is
10 transmission* **31.6** seconds* **0.385** ms= **121.660** ms (<400ms)

3DH3 Mode

For each second of **6** transmission appearance,the longest time of occupancy is
6 transmission* **31.6** seconds* **1.640** ms= **310.944** ms (<400ms)

3DH5 Mode

For each second of **3** transmission appearance,the longest time of occupancy is
3 transmission* **31.6** seconds* **2.895** ms= **274.446** ms (<400ms)

Mode	Centre Frequency (MHz)	Mode	Each second appearance transmission	Time of Occupancy (ms)	Maximum accumulated Time of Occupancy (ms)	Limit (ms)
8-DPSK	2441	3DH1	10	0.3900	123.240	<400
		3DH3	6	1.6400	310.944	<400
		3DH5	3	2.8950	274.446	<400

Observation Period:

79 channels* **0.4** seconds= **31.6** seconds

3DH1 Mode

For each second of **10** transmission appearance,the longest time of occupancy is
10 transmission* **31.6** seconds* **0.390** ms= **123.240** ms (<400ms)

3DH3 Mode

For each second of **6** transmission appearance,the longest time of occupancy is
6 transmission* **31.6** seconds* **1.640** ms= **310.944** ms (<400ms)

3DH5 Mode

For each second of **3** transmission appearance,the longest time of occupancy is
3 transmission* **31.6** seconds* **2.895** ms= **274.446** ms (<400ms)

This test report may be reproduced in full only. The document may only be updated by Audix Technology Corp. personnel. Any changes will be noted in the Document History section of the report.

Audix Technology Corp.
No. 491, Zhongfu Rd., Linkou Dist.,
New Taipei City244, Taiwan

Tel: +886 2 26099301
Fax: +886 2 26099303

Mode	Centre Frequency (MHz)	Mode	Each second appearance transmission	Time of Occupancy (ms)	Maximum accumulated Time of Occupancy (ms)	Limit (ms)
8-DPSK	2480	3DH1	10	0.3850	121.660	<400
		3DH3	6	1.6400	310.944	<400
		3DH5	3	2.8950	274.446	<400

Observation Period:

79 channels* **0.4** seconds= **31.6** seconds

3DH1 Mode

For each second of **10** transmission appearance,the longest time of occupancy is
10 transmission* **31.6** seconds* **0.385** ms= **121.660** ms (<400ms)

3DH3 Mode

For each second of **6** transmission appearance,the longest time of occupancy is
6 transmission* **31.6** seconds* **1.640** ms= **310.944** ms (<400ms)

3DH5 Mode

For each second of **3** transmission appearance,the longest time of occupancy is
3 transmission* **31.6** seconds* **2.895** ms= **274.446** ms (<400ms)

This test report may be reproduced in full only. The document may only be updated by Audix Technology Corp. personnel. Any changes will be noted in the Document History section of the report.

Audix Technology Corp.
No. 491, Zhongfu Rd., Linkou Dist.,
New Taipei City244, Taiwan

Tel: +886 2 26099301
Fax: +886 2 26099303

- Measurement Plots

8-DPSK
2402MHz
3DH1

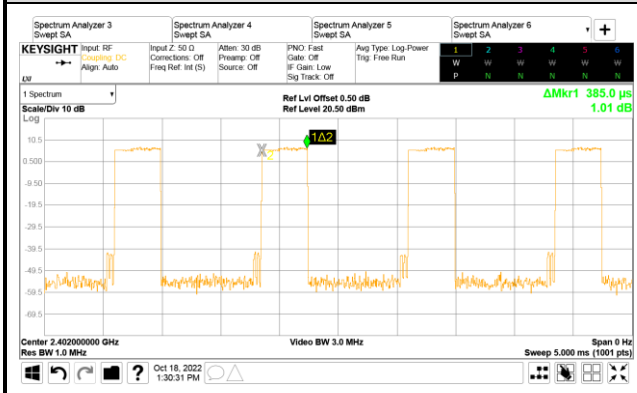

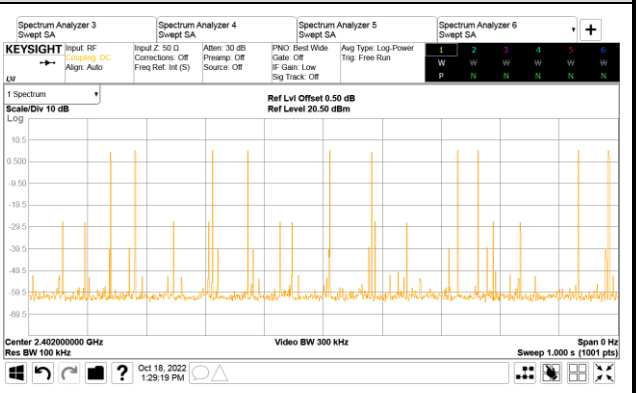

3DH3

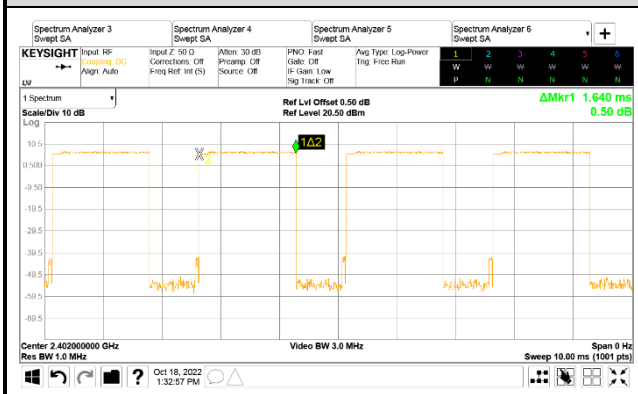

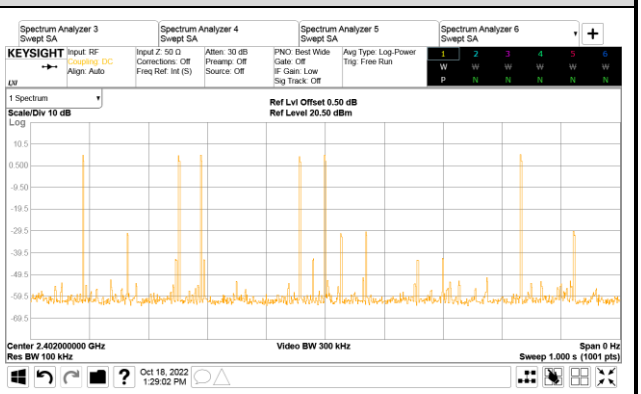

3DH5

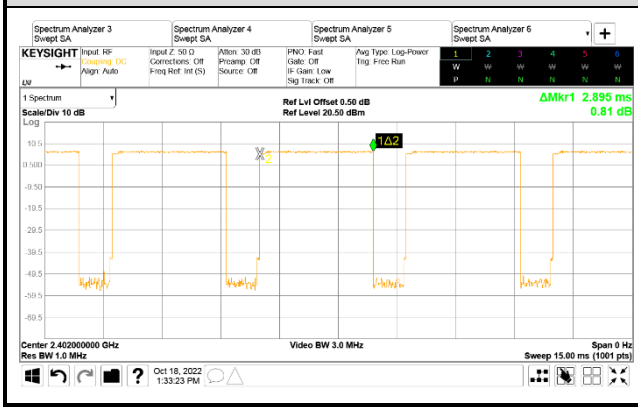

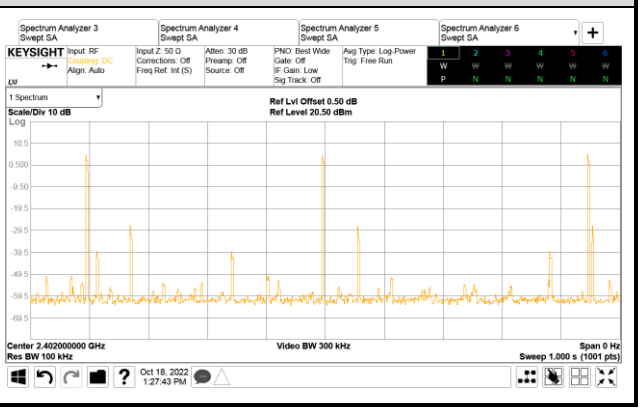

This test report may be reproduced in full only. The document may only be updated by Audix Technology Corp. personnel. Any changes will be noted in the Document History section of the report.

Audix Technology Corp.
No. 491, Zhongfu Rd., Linkou Dist.,
New Taipei City244, Taiwan

Tel: +886 2 26099301
Fax: +886 2 26099303

8-DPSK

2441MHz

3DH1

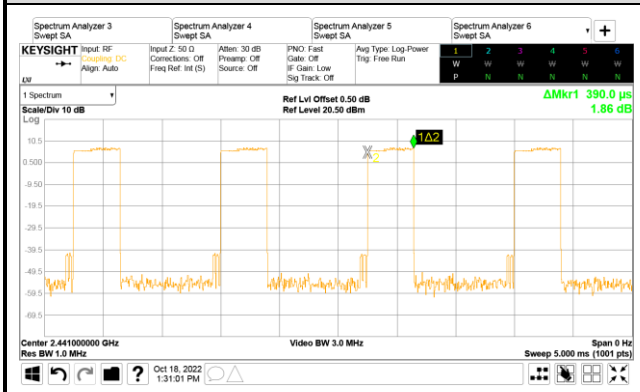

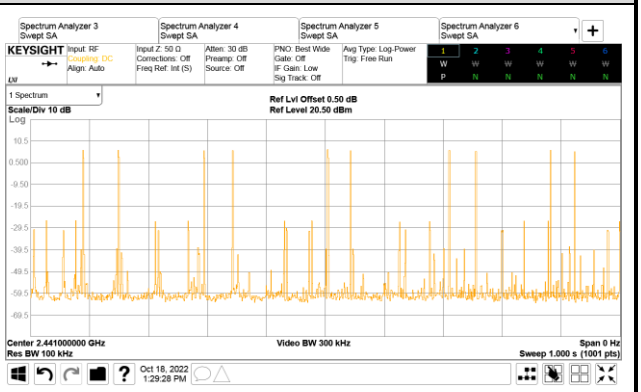

3DH3

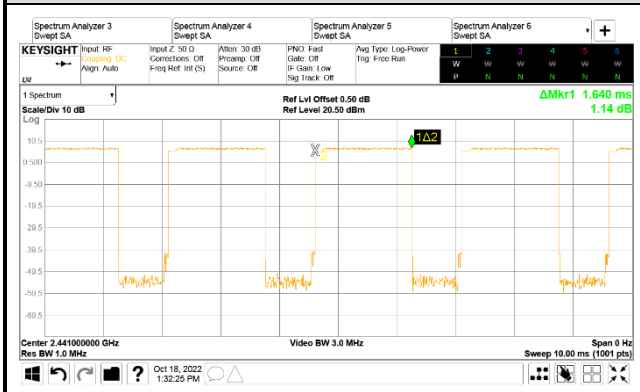

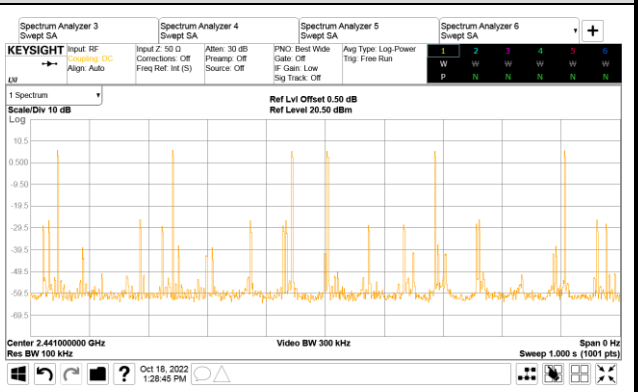

3DH5

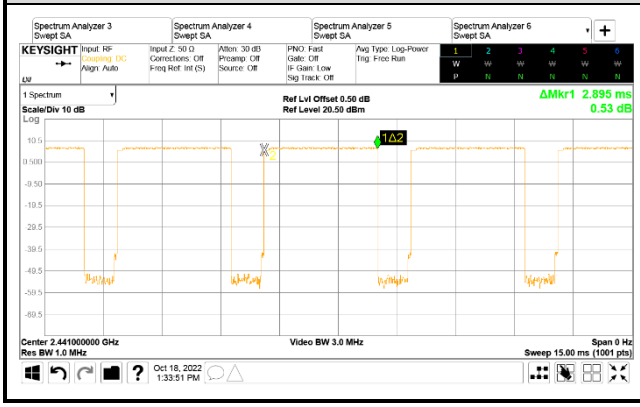

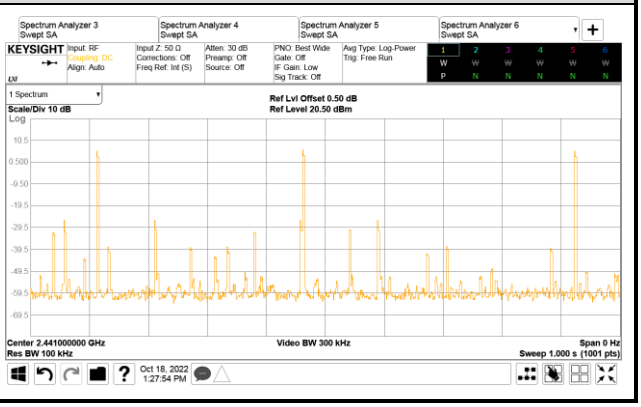

This test report may be reproduced in full only. The document may only be updated by Audix Technology Corp. personnel. Any changes will be noted in the Document History section of the report.

Audix Technology Corp.
No. 491, Zhongfu Rd., Linkou Dist.,
New Taipei City244, Taiwan

Tel: +886 2 26099301
Fax: +886 2 26099303

8-DPSK	
2480MHz	
3DH1	
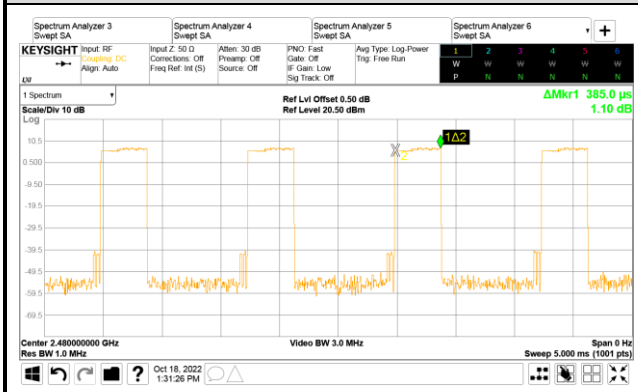	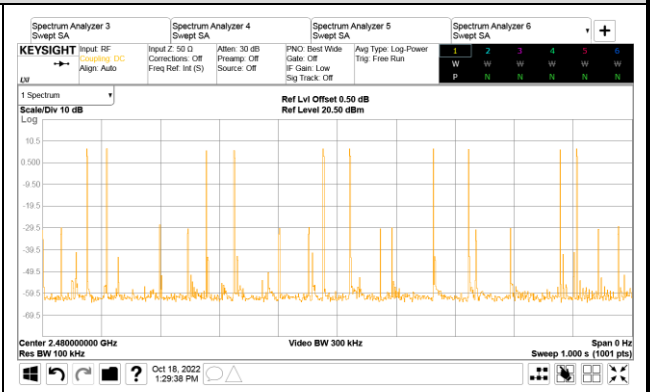
3DH3	
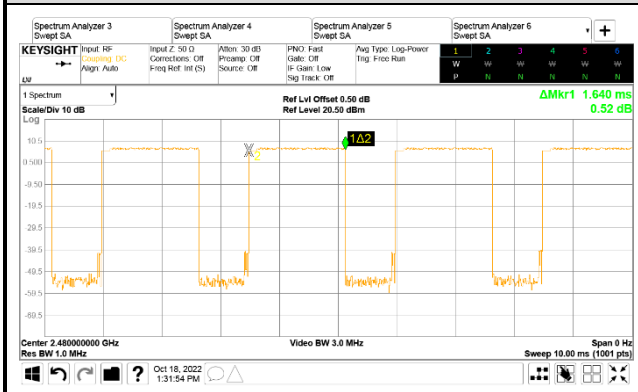	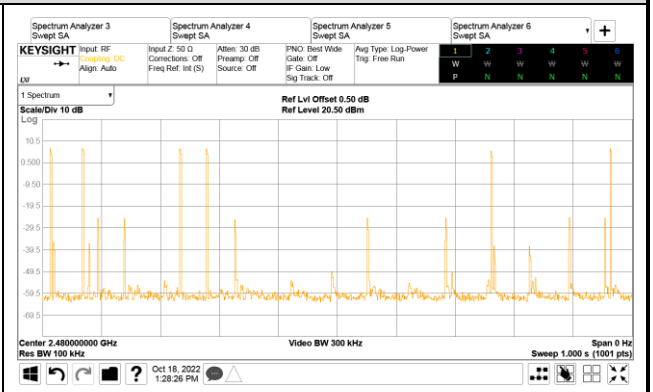
3DH5	
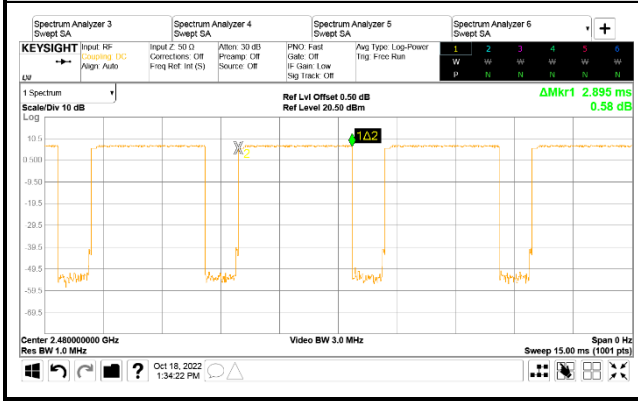	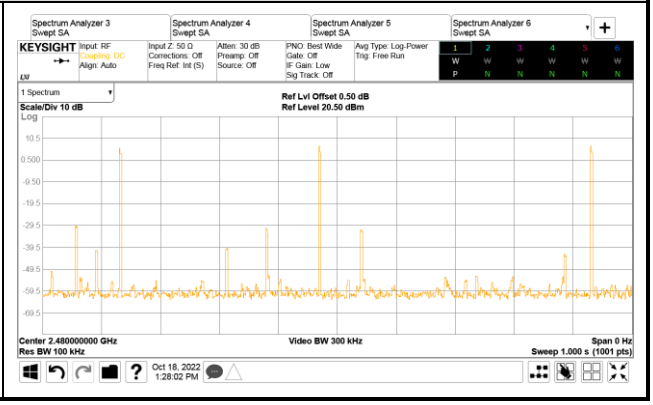

This test report may be reproduced in full only. The document may only be updated by Audix Technology Corp. personnel. Any changes will be noted in the Document History section of the report.

Audix Technology Corp.
No. 491, Zhongfu Rd., Linkou Dist.,
New Taipei City244, Taiwan

Tel: +886 2 26099301
Fax: +886 2 26099303

A.6 NUMBER OF HOPPING CHANNELS

Test Date	2022/10/18	Temp./Hum.	24℃/71%
Cable Loss	0.5dB	Tested By	Brian Hsieh
Test Voltage	AC 120V 60Hz (Via AC Adapter)		

Mode: GFSK	Mode: 8-DPSK
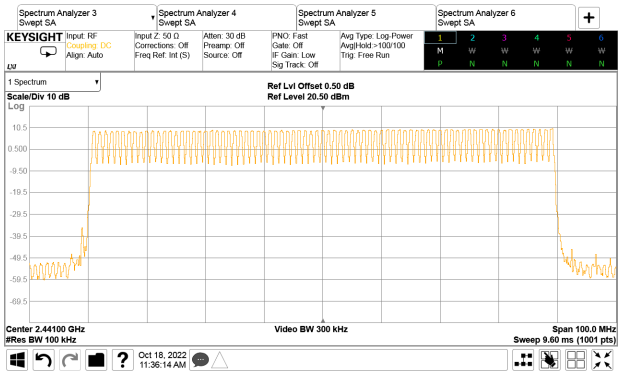	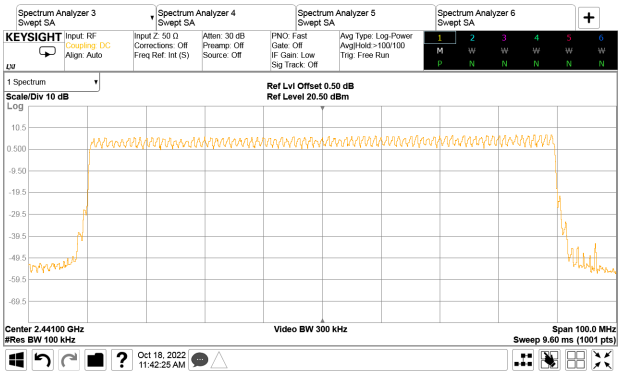
The number hopping channel is 79.	The number hopping channel is 79.

This test report may be reproduced in full only. The document may only be updated by Audix Technology Corp. personnel. Any changes will be noted in the Document History section of the report.

Audix Technology Corp.
No. 491, Zhongfu Rd., Linkou Dist.,
New Taipei City244, Taiwan
Tel: +886 2 26099301
Fax: +886 2 26099303

A.7 MAXIMUM PEAK OUTPUT POWER

Test Date	2022/10/17 ~ 18	Temp./Hum.	23 ~ 24℃/71 ~ 76%
Cable Loss	0.5dB	Tested By	Brian Hsieh
Test Voltage	AC 120V 60Hz (Via AC Adapter)		

A.7.1 Maximum Peak Output Power

Mode	Centre Frequency (MHz)	Maximum Peak Output Power		Limit
		dBm	W	
GFSK	2402	8.96	0.008	21dBm (0.125W)
	2441	9.24	0.008	
	2480	9.66	0.009	
8-DPSK	2402	7.49	0.006	
	2441	7.76	0.006	
	2480	7.87	0.006	

This test report may be reproduced in full only. The document may only be updated by Audix Technology Corp. personnel. Any changes will be noted in the Document History section of the report.

Audix Technology Corp.
No. 491, Zhongfu Rd., Linkou Dist.,
New Taipei City244, Taiwan

Tel: +886 2 26099301
Fax: +886 2 26099303

A.7.2 Measurement Plots

GFSK	8-DPSK
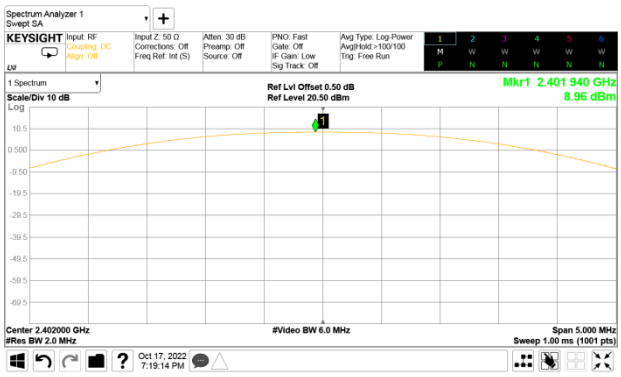	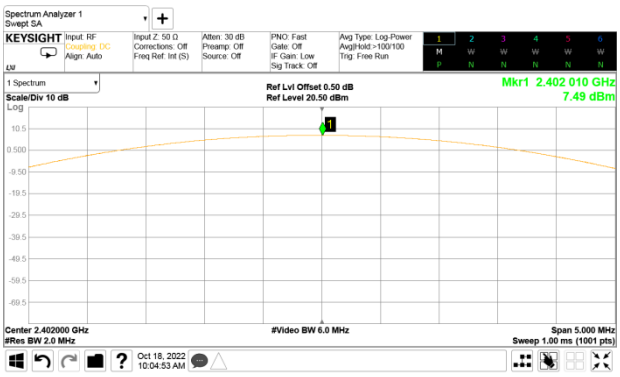
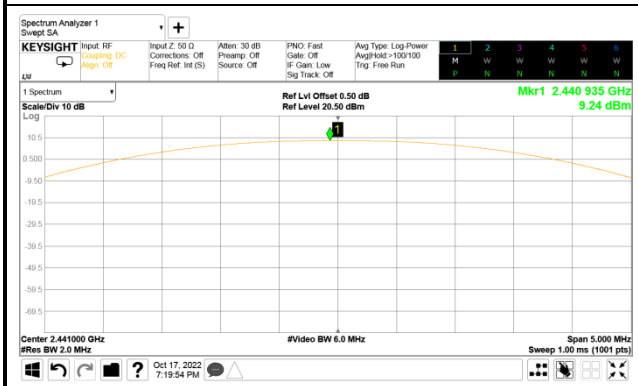	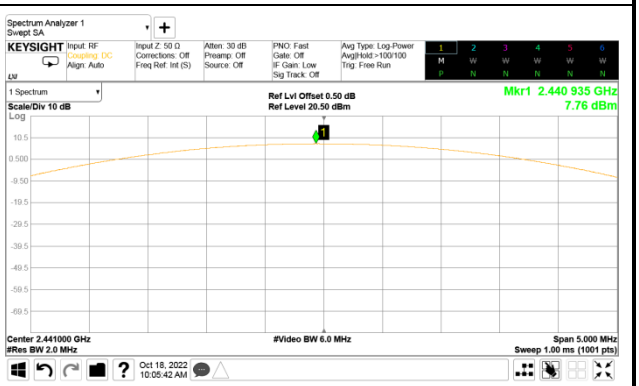
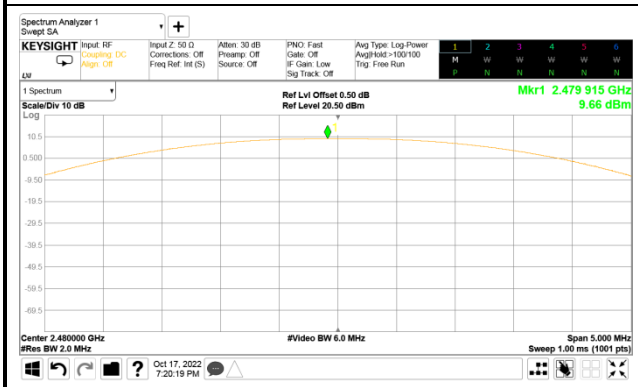	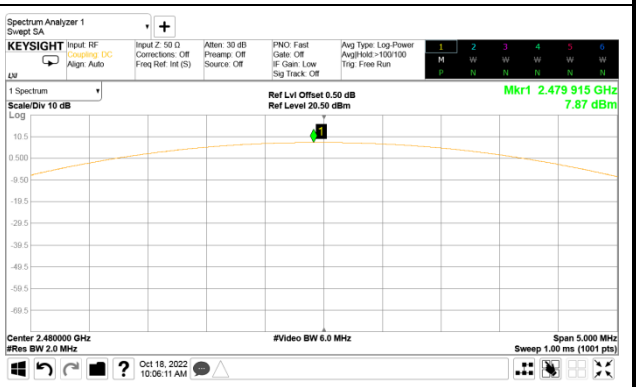

This test report may be reproduced in full only. The document may only be updated by Audix Technology Corp. personnel. Any changes will be noted in the Document History section of the report.

Audix Technology Corp.
No. 491, Zhongfu Rd., Linkou Dist.,
New Taipei City244, Taiwan

Tel: +886 2 26099301
Fax: +886 2 26099303

A.8 EMISSION LIMITATIONS MEASUREMENT

Test Date	2022/10/18	Temp./Hum.	24℃/71%
Cable Loss	0.5dB	Tested By	Brian Hsieh
Test Voltage	AC 120V 60Hz (Via AC Adapter)		

A.8.1 Band Edge

GFSK

Single Channel

Low channel

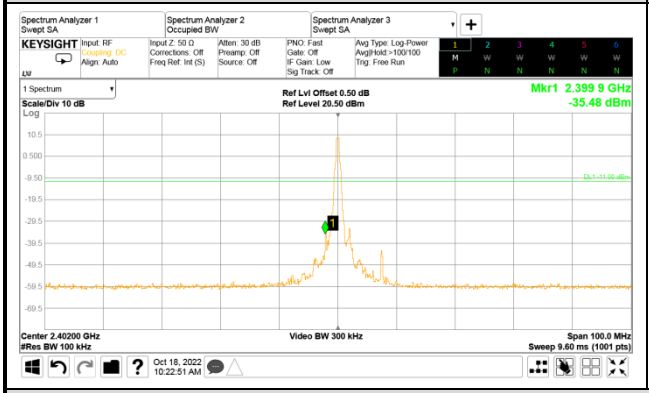

High channel

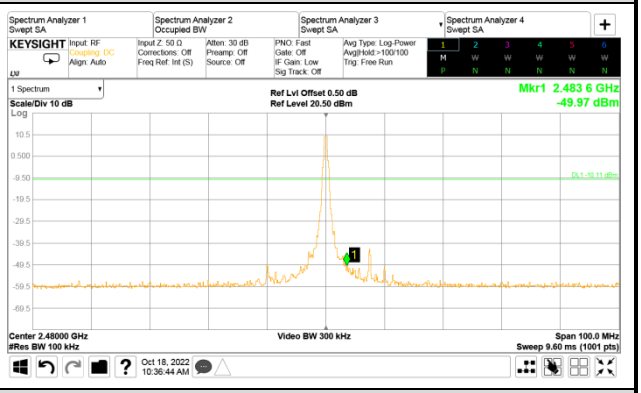

Hopping Mode

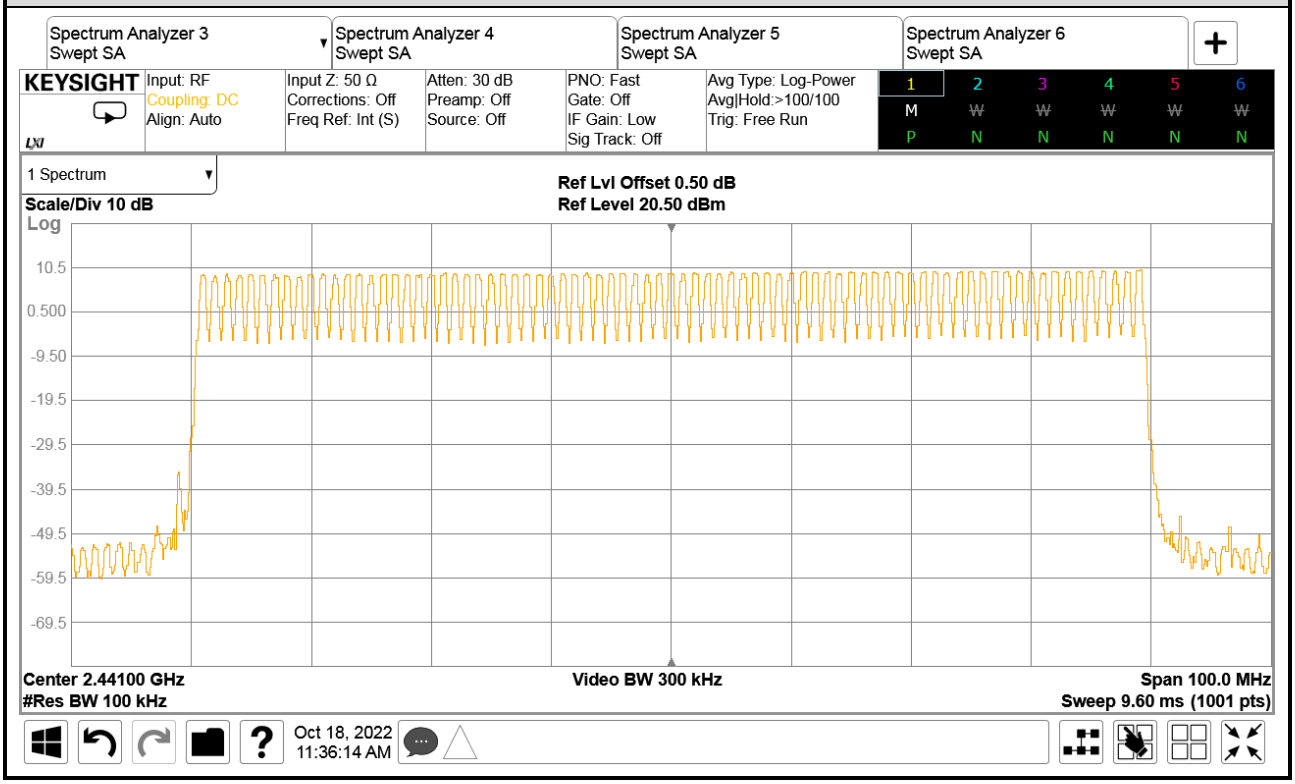

This test report may be reproduced in full only. The document may only be updated by Audix Technology Corp. personnel. Any changes will be noted in the Document History section of the report.

Audix Technology Corp.
No. 491, Zhongfu Rd., Linkou Dist.,
New Taipei City244, Taiwan

Tel: +886 2 26099301
Fax: +886 2 26099303

8-DPSK

Single Channel

Low channel	High channel
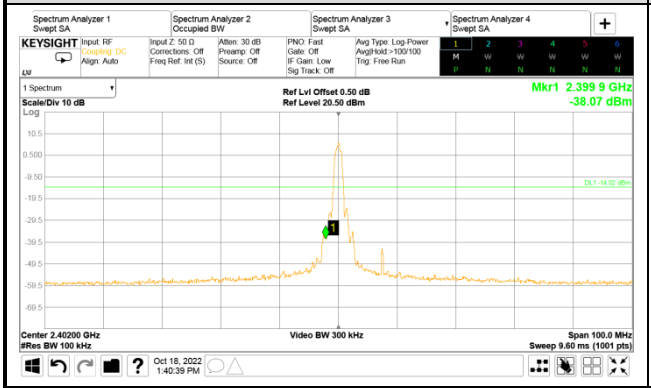	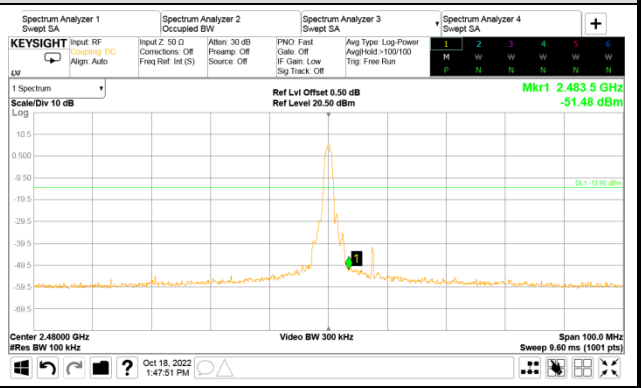

Hopping Mode

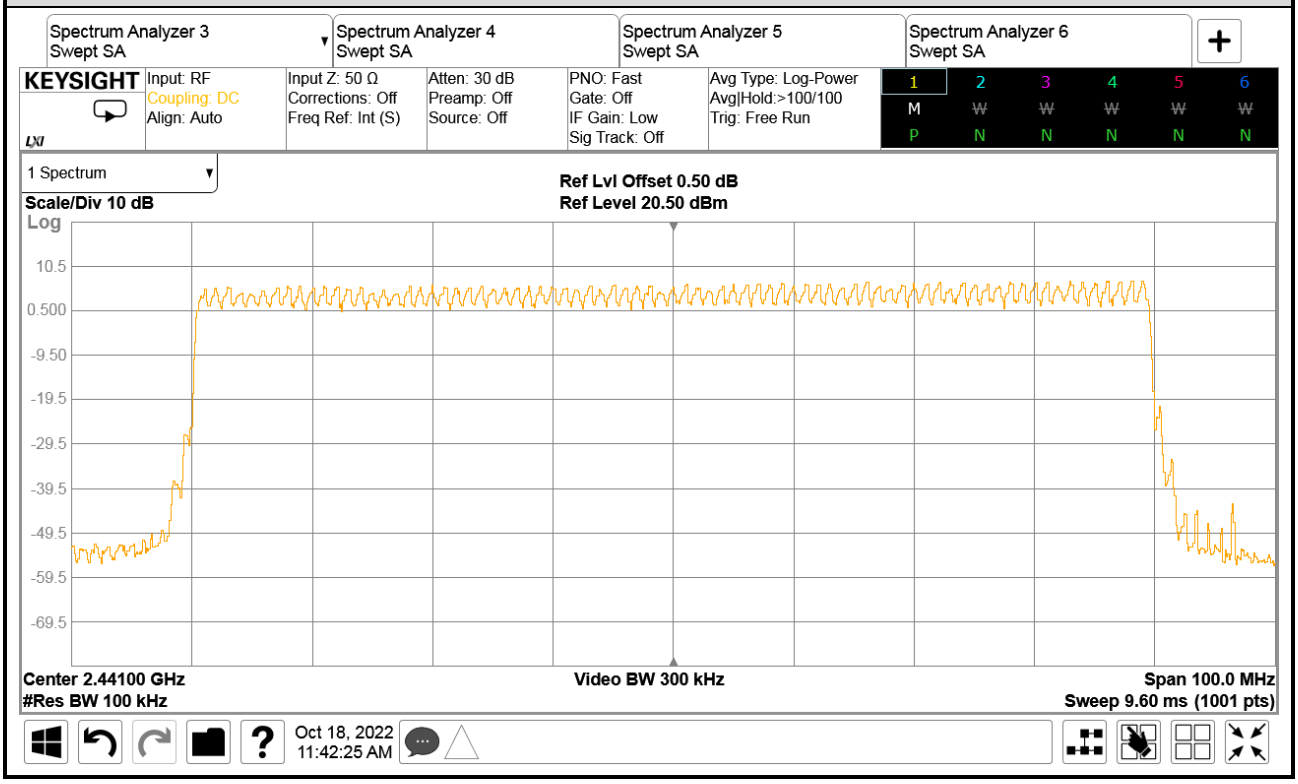

This test report may be reproduced in full only. The document may only be updated by Audix Technology Corp. personnel. Any changes will be noted in the Document History section of the report.

Audix Technology Corp.
No. 491, Zhongfu Rd., Linkou Dist.,
New Taipei City244, Taiwan

Tel: +886 2 26099301
Fax: +886 2 26099303

A.8.2 Spurious Emission

GFSK	
2402MHz	2441MHz
30MHz –25GHz	30MHz –25GHz
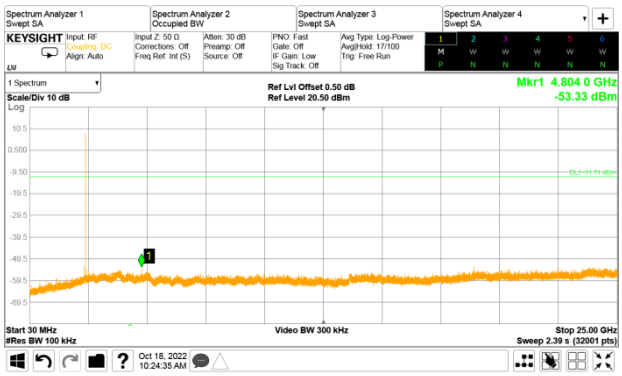	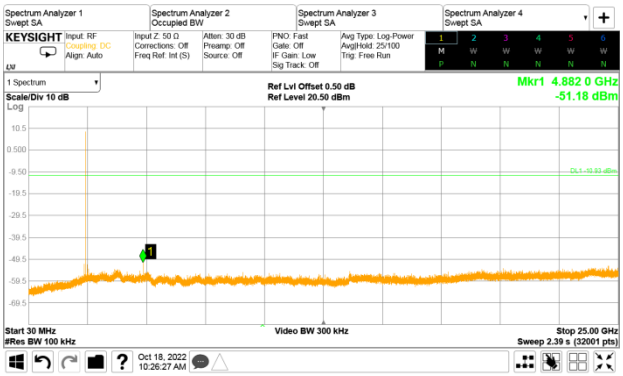
2480MHz	
30MHz –25GHz	
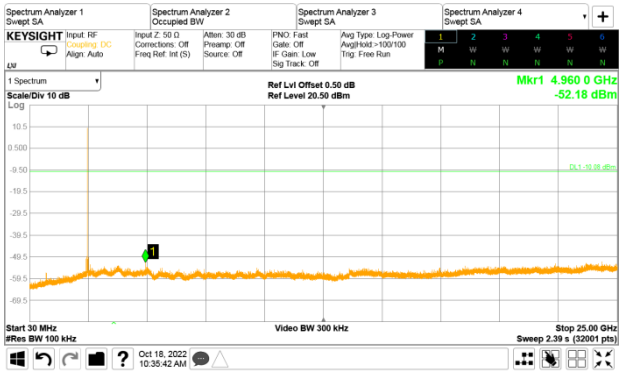	

Note: All results have been included cable loss.

This test report may be reproduced in full only. The document may only be updated by Audix Technology Corp. personnel. Any changes will be noted in the Document History section of the report.

Audix Technology Corp.
No. 491, Zhongfu Rd., Linkou Dist.,
New Taipei City244, Taiwan

Tel: +886 2 26099301
Fax: +886 2 26099303

8-DPSK	
2402MHz	2441MHz
30MHz –25GHz	30MHz –25GHz
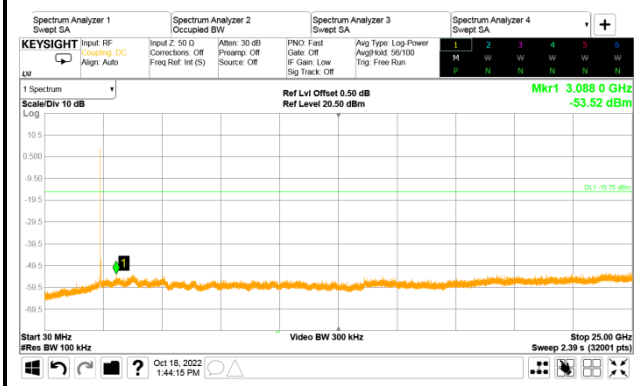	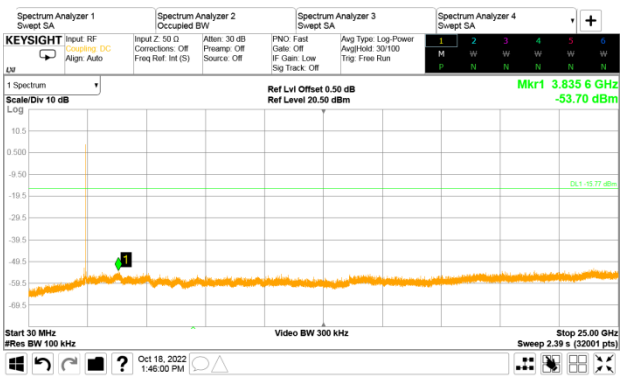
2480MHz	
30MHz –25GHz	
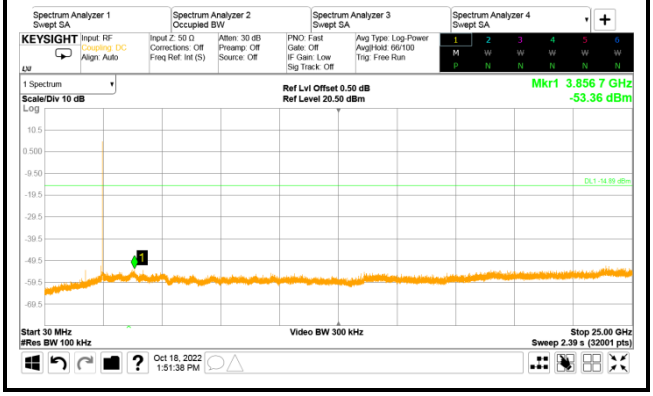	

Note: All results have been included cable loss.

This test report may be reproduced in full only. The document may only be updated by Audix Technology Corp. personnel. Any changes will be noted in the Document History section of the report.