**Audix Technology Corp.**
*No. 491, Zhongfu Rd., Linkou Dist.,*
*New Taipei City244, Taiwan*
**Tel: +886 2 26099301**
**Fax: +886 2 26099303**

# A.4 MAXIMUM PEAK OUTPUT POWER

| | | | |
|---|---|---|---|
| Test Date | 2022/10/26 ~ 11/01 | Temp./Hum. | 23~24°C/62~68% |
| Cable Loss | 0.5dB | Tested By | Kuper Hsu |
| Test Voltage | AC 120V, 60Hz (via AC Adapter) | | |

## A.4.1 Peak Output Power

| Mode | Centre Frequency (MHz) | Peak Output Power (dBm) | | Max Peak Output Power (dBm) | Antenna Gain (dBi) | | E.I.R.P (dBm)[Note2] | Limit |
|---|---|---|---|---|---|---|---|---|
| | | Aux | Main | | Aux | Main | | |
| 802.11b | 2412 | 22.94 | 23.51 | 23.51 | 1.80 | 2.80 | 26.31 | <30dBm (Maximum Peak Output Power) <36dBm (E.I.R.P) |
| | 2442 | 22.78 | 22.74 | 22.78 | 1.10 | 3.30 | 26.04 | |
| | 2462 | 23.02 | 23.08 | 23.08 | 1.10 | 3.30 | 26.38 | |
| | 2467 | 22.87 | 23.00 | 23.00 | 1.10 | 3.30 | 26.30 | |
| | 2472 | 20.53 | 20.32 | 20.53 | 1.10 | 3.30 | 23.62 | |
| 802.11g | 2412 | 21.69 | 22.40 | 22.40 | 1.80 | 2.80 | 25.20 | |
| | 2417 | 23.23 | 23.25 | 23.25 | 1.80 | 2.80 | 26.05 | |
| | 2442 | 23.21 | 23.38 | 23.38 | 1.10 | 3.30 | 26.68 | |
| | 2457 | 23.27 | 23.01 | 23.27 | 1.10 | 3.30 | 26.31 | |
| | 2462 | 21.54 | 21.36 | 21.54 | 1.10 | 3.30 | 24.66 | |
| | 2467 | 20.18 | 19.39 | 20.18 | 1.10 | 3.30 | 22.69 | |
| | 2472 | 16.91 | 17.20 | 17.20 | 1.10 | 3.30 | 20.50 | |

Note: 1. The results have been included cable loss.
2. E.I.R.P.= The Max. of Peak Output Power (AUX or Main)(dBm)+ Antenna Gain (dBi).



***This test report may be reproduced in full only. The document may only be updated by Audix Technology Corp. personnel. Any changes will be noted in the Document History section of the report.***

**Audix Technology Corp.**
*No. 491, Zhongfu Rd., Linkou Dist.,*
*New Taipei City244, Taiwan*
**Tel: +886 2 26099301**
**Fax: +886 2 26099303**

| Mode | Centre Frequency (MHz) | Peak Output Power (dBm) | | Total Peak Output Power Note2(dBm) | Directional Gain Note3(dBi) | E.I.R.P Note4 (dBm) | Limit |
|---|---|---|---|---|---|---|---|
| | | Aux | Main | | | | |
| 802.11n-HT20 | 2412 | 19.74 | 20.07 | 22.92 | 2.33 | 25.25 | <30dBm (Maximum Peak Output Power) <36dBm (E.I.R.P) |
| | 2417 | 21.91 | 22.05 | 24.99 | 2.33 | 27.32 | |
| | 2422 | 23.24 | 23.17 | 26.22 | 2.33 | 28.55 | |
| | 2442 | 23.95 | 23.63 | 26.80 | 2.34 | 29.14 | |
| | 2457 | 22.90 | 23.16 | 26.04 | 2.34 | 28.38 | |
| | 2462 | 19.96 | 19.98 | 22.98 | 2.34 | 25.32 | |
| | 2467 | 15.98 | 15.83 | 18.92 | 2.34 | 21.26 | |
| | 2472 | 11.28 | 11.48 | 14.39 | 2.34 | 16.73 | |
| 802.11n-HT40 | 2422 | 20.27 | 20.66 | 23.48 | 2.33 | 25.81 | |
| | 2442 | 21.22 | 21.28 | 24.26 | 2.34 | 26.60 | |
| | 2452 | 20.39 | 19.82 | 23.12 | 2.34 | 25.46 | |
| | 2457 | 15.58 | 15.51 | 18.56 | 2.34 | 20.90 | |
| | 2462 | 12.68 | 12.65 | 15.68 | 2.34 | 18.02 | |
| 802.11ax-HE20 | 2412 | 19.52 | 20.11 | 22.84 | 2.33 | 25.17 | |
| | 2417 | 22.06 | 21.91 | 25.00 | 2.33 | 27.33 | |
| | 2422 | 23.62 | 23.49 | 26.57 | 2.33 | 28.90 | |
| | 2442 | 24.03 | 23.52 | 26.79 | 2.34 | 29.13 | |
| | 2457 | 22.98 | 22.78 | 25.89 | 2.34 | 28.23 | |
| | 2462 | 19.99 | 19.33 | 22.68 | 2.34 | 25.02 | |
| | 2467 | 15.95 | 15.85 | 18.91 | 2.34 | 21.25 | |
| | 2472 | 11.41 | 11.47 | 14.45 | 2.34 | 16.79 | |
| 802.11ax-HE40 | 2422 | 20.08 | 20.15 | 23.13 | 2.33 | 25.46 | |
| | 2442 | 21.44 | 21.44 | 24.45 | 2.34 | 26.79 | |
| | 2452 | 20.11 | 19.93 | 23.03 | 2.34 | 25.37 | |
| | 2457 | 15.19 | 15.23 | 18.22 | 2.34 | 20.56 | |
| | 2462 | 12.29 | 11.96 | 15.14 | 2.34 | 17.48 | |

Note: 1. The results have been included cable loss.

2. According to KDB 662911 D01 E)1), Total peak power = sum to individual output power
3. According to KDB 662911 D01 d) ii), transmit signals are completely uncorrelated, then
Directional gain = 10 log[($10^{G1/10} + 10^{G2/10} + \ldots + 10^{GN/10}$)/$N_{ANT}$] dBi
2400MHz: Directional gain = 10 log[($10^{2.8/10} + 10^{1.8/10}$)/2]= 2.33dBi
2450MHz: Directional gain = 10 log[($10^{3.3/10} + 10^{1.1/10}$)/2]= 2.34dBi
The MIMO is uncorrelated and supported SDM(Spatial Division Multiplexing) mode only. This radio device doesn't support beamforming and Cyclic Delay Diversity (CDD).
4. E.I.R.P.= The Total Peak Output Power (dBm)+ Directional Gain (dBi).



***This test report may be reproduced in full only. The document may only be updated by Audix Technology Corp. personnel. Any changes will be noted in the Document History section of the report.***

**Audix Technology Corp.**
*No. 491, Zhongfu Rd., Linkou Dist.,*
*New Taipei City244, Taiwan*

**Tel: +886 2 26099301**
**Fax: +886 2 26099303**

| Mode | Centre Frequency (MHz) | RU Configuration | Peak Output Power (dBm) | | Total Peak Output Power Note2(dBm) | Directional Gain Note3(dBi) | E.I.R.P Note4 (dBm) | Limit |
|---|---|---|---|---|---|---|---|---|
| | | | Aux | Main | | | | |
| 802.11ax-HE20 | 2412 | 26/30 | 22.61 | 22.92 | 25.78 | 2.33 | 28.11 | <30dBm (Maximum Peak Output Power) <36dBm (E.I.R.P) |
| | | 52/37 | 23.04 | 23.01 | 26.04 | 2.33 | 28.37 | |
| | | 106/53 | 22.84 | 22.84 | 25.85 | 2.33 | 28.18 | |
| | 2472 | 26/8 | 18.91 | 19.06 | 22.00 | 2.34 | 24.34 | |
| | | 52/40 | 19.38 | 19.51 | 22.46 | 2.34 | 24.80 | |
| | | 106/54 | 19.21 | 19.59 | 22.41 | 2.34 | 24.75 | |
| 802.11ax-HE40 | 2422 | 242/61 | 20.06 | 20.24 | 23.16 | 2.33 | 25.49 | |
| | 2462 | 242/62 | 17.86 | 17.82 | 20.85 | 2.34 | 23.19 | |

Note: 1. The results have been included cable loss.

2. According to KDB 662911 D01 E)1), Total peak power = sum to individual output power
3. According to KDB 662911 D01 d) ii), transmit signals are completely uncorrelated, then
   Directional gain = 10 log[($10^{G1/10}$ + $10^{G2/10}$ + … + $10^{GN/10}$)/$N_{ANT}$] dBi
   2400MHz: Directional gain = 10 log[($10^{2.8/10}$ +$10^{1.8/10}$)/2]= 2.33dBi
   2450MHz: Directional gain = 10 log[($10^{3.3/10}$ +$10^{1.1/10}$)/2]= 2.34dBi
   The MIMO is uncorrelated and supported SDM(Spatial Division Multiplexing) mode only. This radio device doesn't support beamforming and Cyclic Delay Diversity (CDD).
4. E.I.R.P.= The Total Peak Output Power (dBm)+ Directional Gain (dBi).



***This test report may be reproduced in full only. The document may only be updated by Audix Technology Corp. personnel. Any changes will be noted in the Document History section of the report.***

**Audix Technology Corp.**
*No. 491, Zhongfu Rd., Linkou Dist.,*
*New Taipei City244, Taiwan*
**Tel: +886 2 26099301**
**Fax: +886 2 26099303**

| Mode | Centre Frequency (MHz) | Peak Output Power (dBm) | Antenna Gain (dBi) | E.I.R.P (dBm)[Note 2] | Limit |
|---|---|---|---|---|---|
| | | Aux | Aux | | |
| BLE (1Mbps) | 2402 | 5.86 | 1.80 | 7.66 | <30dBm (Maximum Peak Output Power) <36dBm (E.I.R.P) |
| | 2440 | 6.10 | 1.10 | 7.20 | |
| | 2480 | 6.05 | 1.40 | 7.45 | |
| BLE (2Mbps) | 2402 | 5.87 | 1.80 | 7.67 | |
| | 2440 | 6.12 | 1.10 | 7.22 | |
| | 2480 | 6.06 | 1.40 | 7.46 | |
| BLE (PHY Coded S2) | 2402 | 5.86 | 1.80 | 7.66 | |
| | 2440 | 6.08 | 1.10 | 7.18 | |
| | 2480 | 6.03 | 1.40 | 7.43 | |
| BLE (PHY Coded S8) | 2402 | 5.86 | 1.80 | 7.66 | |
| | 2440 | 6.09 | 1.10 | 7.19 | |
| | 2480 | 6.01 | 1.40 | 7.41 | |

Note: 1. The results have been included cable loss.
2. E.I.R.P.= The Peak Output Power (dBm)+ Antenna Gain (dBi).



***This test report may be reproduced in full only. The document may only be updated by Audix Technology Corp. personnel. Any changes will be noted in the Document History section of the report.***

**Audix Technology Corp.**
*No. 491, Zhongfu Rd., Linkou Dist.,*
*New Taipei City244, Taiwan*
**Tel: +886 2 26099301**
**Fax: +886 2 26099303**

## A.4.2 Average Output Power (Reporting only)

| Mode | Centre Frequency (MHz) | Average Output Power (dBm) | | Duty cycle factor (dB) 10log (1/x) | Max Average Output Power (dBm) | Antenna Gain (dBi) | | E.I.R.P (dBm)Note2 | Limit |
|---|---|---|---|---|---|---|---|---|---|
| | | Aux | Main | | | Aux | Main | | |
| 802.11b | 2412 | 19.64 | 19.55 | N/A | 19.64 | 1.80 | 2.80 | 22.35 | <30dBm (Maximum Peak Output Power) <36dBm (E.I.R.P) |
| | 2442 | 19.71 | 19.85 | | 19.85 | 1.10 | 3.30 | 23.15 | |
| | 2462 | 19.35 | 19.72 | | 19.72 | 1.10 | 3.30 | 23.02 | |
| | 2467 | 18.81 | 19.22 | | 19.22 | 1.10 | 3.30 | 22.52 | |
| | 2472 | 16.46 | 16.13 | | 16.46 | 1.10 | 3.30 | 19.43 | |
| 802.11g | 2412 | 16.61 | 17.29 | N/A | 17.29 | 1.80 | 2.80 | 20.09 | |
| | 2417 | 18.50 | 19.07 | | 19.07 | 1.80 | 2.80 | 21.87 | |
| | 2442 | 19.57 | 19.52 | | 19.57 | 1.10 | 3.30 | 22.82 | |
| | 2457 | 18.34 | 18.00 | | 18.34 | 1.10 | 3.30 | 21.30 | |
| | 2462 | 16.35 | 16.37 | | 16.37 | 1.10 | 3.30 | 19.67 | |
| | 2467 | 14.39 | 14.54 | | 14.54 | 1.10 | 3.30 | 17.84 | |
| | 2472 | 11.25 | 11.57 | | 11.57 | 1.10 | 3.30 | 14.87 | |

Note: 1. The results have been included cable loss.
2. E.I.R.P.= The Max. of Average Output Power (AUX or Main)(dBm)+ Antenna Gain (dBi).
3. Max Average Output Power (dBm) = Max of each average output power (dBm)+ Duty Cycle Factor (dB) when duty cycle is less than 98%.



***This test report may be reproduced in full only. The document may only be updated by Audix Technology Corp. personnel. Any changes will be noted in the Document History section of the report.***

**Audix Technology Corp.**
*No. 491, Zhongfu Rd., Linkou Dist.,*
*New Taipei City244, Taiwan*
**Tel: +886 2 26099301**
**Fax: +886 2 26099303**

| Mode | Centre Frequency (MHz) | Average Output Power (dBm) | | Duty cycle factor (dB) 10log (1/x) | Total Average Output Power Note 2 (dBm) | Directional Gain Note 3 (dBi) | Average Output Power (E.I.R.P) Note 4 (dBm) | Limit |
|---|---|---|---|---|---|---|---|---|
| | | Aux | Main | | | | | |
| 802.11n-HT20 | 2412 | 14.49 | 14.98 | N/A | 17.75 | 2.33 | 20.08 | <30dBm (Maximum Peak Output Power) <36dBm (E.I.R.P) |
| | 2417 | 16.90 | 17.09 | | 20.01 | 2.33 | 22.34 | |
| | 2422 | 19.01 | 19.28 | | 22.16 | 2.33 | 24.49 | |
| | 2442 | 19.28 | 19.21 | | 22.26 | 2.34 | 24.60 | |
| | 2457 | 17.75 | 17.98 | | 20.88 | 2.34 | 23.22 | |
| | 2462 | 14.58 | 15.04 | | 17.83 | 2.34 | 20.17 | |
| | 2467 | 10.59 | 10.75 | | 13.68 | 2.34 | 16.02 | |
| | 2472 | 5.41 | 5.51 | | 8.47 | 2.34 | 10.81 | |
| 802.11n-HT40 | 2422 | 14.32 | 13.97 | N/A | 17.16 | 2.33 | 19.49 | |
| | 2442 | 15.26 | 15.05 | | 18.17 | 2.34 | 20.51 | |
| | 2452 | 14.16 | 13.63 | | 16.91 | 2.34 | 19.25 | |
| | 2457 | 9.17 | 9.39 | | 12.29 | 2.34 | 14.63 | |
| | 2462 | 5.67 | 5.65 | | 8.67 | 2.34 | 11.01 | |
| 802.11ax-HE20 | 2412 | 14.67 | 14.97 | N/A | 17.83 | 2.33 | 20.16 | |
| | 2417 | 16.78 | 16.65 | | 19.73 | 2.33 | 22.06 | |
| | 2422 | 19.07 | 18.96 | | 22.03 | 2.33 | 24.36 | |
| | 2442 | 19.53 | 19.36 | | 22.46 | 2.34 | 24.80 | |
| | 2457 | 17.89 | 14.97 | | 19.68 | 2.34 | 22.02 | |
| | 2462 | 15.00 | 14.84 | | 17.93 | 2.34 | 20.27 | |
| | 2467 | 10.51 | 10.58 | | 13.56 | 2.34 | 15.90 | |
| | 2472 | 5.43 | 5.33 | | 8.39 | 2.34 | 10.73 | |
| 802.11ax-HE40 | 2422 | 13.83 | 13.85 | N/A | 16.85 | 2.33 | 19.18 | |
| | 2442 | 14.79 | 14.69 | | 17.75 | 2.34 | 20.09 | |
| | 2452 | 13.90 | 13.73 | | 16.83 | 2.34 | 19.17 | |
| | 2457 | 8.96 | 9.13 | | 12.06 | 2.34 | 14.40 | |
| | 2462 | 5.43 | 5.36 | | 8.41 | 2.34 | 10.75 | |

Note: 1. The results have been included cable loss.

2. According to KDB 662911 D01 E)1), Total Ave power = sum to individual output power + duty cycle factor (dB), when duty cycle is less than 98%.
3. According to KDB 662911 D01 d) ii), transmit signals are completely uncorrelated, then
Directional gain = 10 log[($10^{G1/10}$ + $10^{G2/10}$ + … + $10^{GN/10}$)/$N_{ANT}$] dBi
2400MHz: Directional gain = 10 log[($10^{2.8/10}$ +$10^{1.8/10}$)/2]= 2.33dBi
2450MHz: Directional gain = 10 log[($10^{3.3/10}$ +$10^{1.1/10}$)/2]= 2.34dBi
The MIMO is uncorrelated and supported SDM(Spatial Division Multiplexing) mode only. This radio device doesn't support beamforming and Cyclic Delay Diversity (CDD).
4. E.I.R.P.= The Total Average Output Power (dBm)+ Directional Gain (dBi).



***This test report may be reproduced in full only. The document may only be updated by Audix Technology Corp. personnel. Any changes will be noted in the Document History section of the report.***

**Audix Technology Corp.**
*No. 491, Zhongfu Rd., Linkou Dist.,*
*New Taipei City244, Taiwan*
**Tel: +886 2 26099301**
**Fax: +886 2 26099303**

| Mode | Centre Frequency (MHz) | RU Configuration | Average Output Power (dBm) | | Duty cycle factor (dB) 10log | Total Average Output Power Note2(dBm) | Directional Gain Note3(dBi) | Average Output Power (E.I.R.P)Note4 | Limit |
|---|---|---|---|---|---|---|---|---|---|
| | | | Aux | Main | | | | | |
| 802.11ax-HE20 | 2412 | 26/30 | 17.83 | 17.75 | 0.173 | 20.97 | 2.33 | 23.30 | <30dBm (Maximum Peak Output Power) <36dBm (E.I.R.P) |
| | | 52/37 | 18.48 | 18.29 | 0.114 | 21.51 | 2.33 | 23.84 | |
| | | 106/53 | 18.06 | 18.43 | N/A | 21.26 | 2.33 | 23.59 | |
| | 2472 | 26/8 | 5.25 | 5.41 | 0.173 | 8.51 | 2.34 | 10.85 | |
| | | 52/40 | 6.10 | 6.47 | 0.114 | 9.41 | 2.34 | 11.75 | |
| | | 106/54 | 6.58 | 6.71 | N/A | 9.66 | 2.34 | 12.00 | |
| 802.11ax-HE40 | 2422 | 242/61 | 14.93 | 14.90 | 0.123 | 18.05 | 2.33 | 20.38 | |
| | 2462 | 242/62 | 6.45 | 6.39 | 0.123 | 9.55 | 2.34 | 11.89 | |

Note: 1. The results have been included cable loss.

2. According to KDB 662911 D01 E)1), Total Ave power = sum to individual output power + duty cycle factor (dB), when duty cycle is less than 98%.
3. According to KDB 662911 D01 d) ii), transmit signals are completely uncorrelated, then
   Directional gain = 10 log[($10^{G1/10}$ + $10^{G2/10}$ + … + $10^{GN/10}$)/$N_{ANT}$] dBi
   2400MHz: Directional gain = 10 log[($10^{2.8/10}$ +$10^{1.8/10}$)/2]= 2.33dBi
   2450MHz: Directional gain = 10 log[($10^{3.3/10}$ +$10^{1.1/10}$)/2]= 2.34dBi
   The MIMO is uncorrelated and supported SDM(Spatial Division Multiplexing) mode only. This radio device doesn't support beamforming and Cyclic Delay Diversity (CDD).
4. E.I.R.P.= The Total Average Output Power (dBm)+ Directional Gain (dBi).



***This test report may be reproduced in full only. The document may only be updated by Audix Technology Corp. personnel. Any changes will be noted in the Document History section of the report.***

**Audix Technology Corp.**
*No. 491, Zhongfu Rd., Linkou Dist.,*
*New Taipei City244, Taiwan*

**Tel: +886 2 26099301**
**Fax: +886 2 26099303**

## A.4.3 Measurement Plots

| BLE | |
|---|---|
| 1Mbps | 2Mbps |

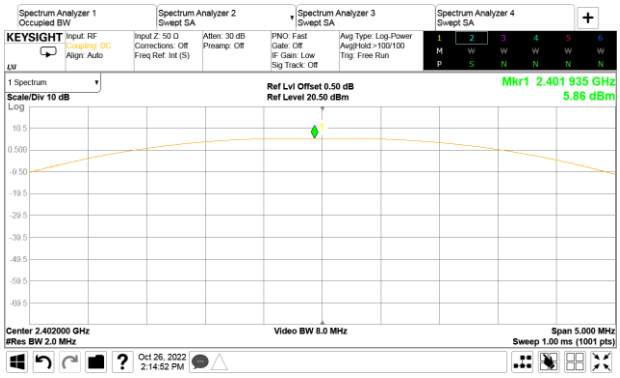


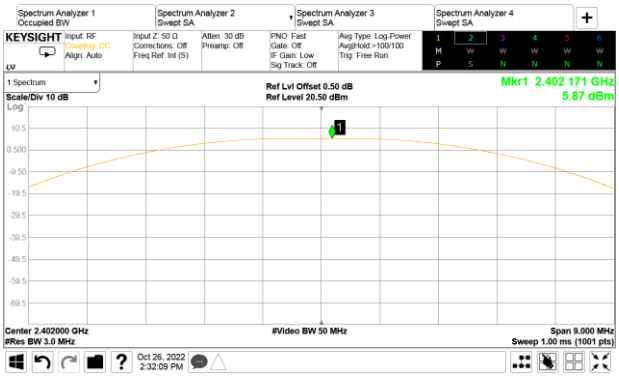


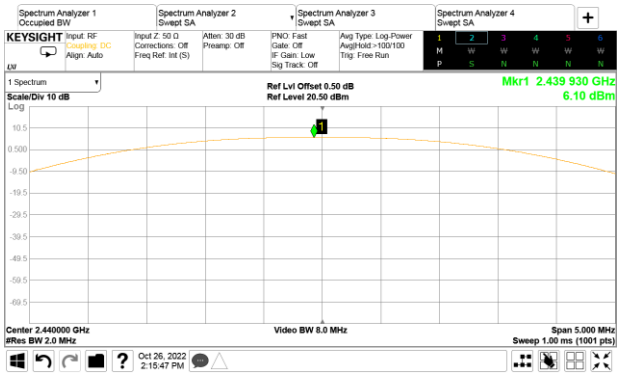


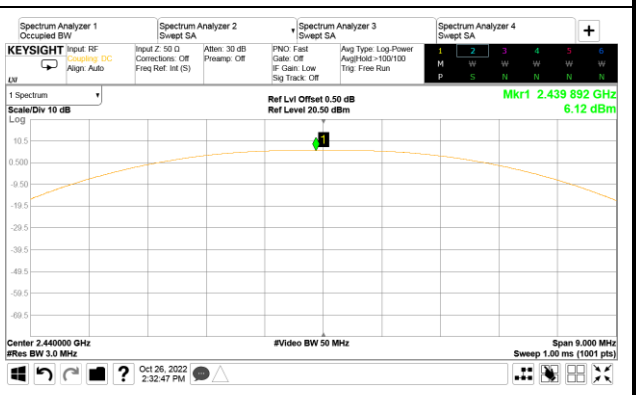


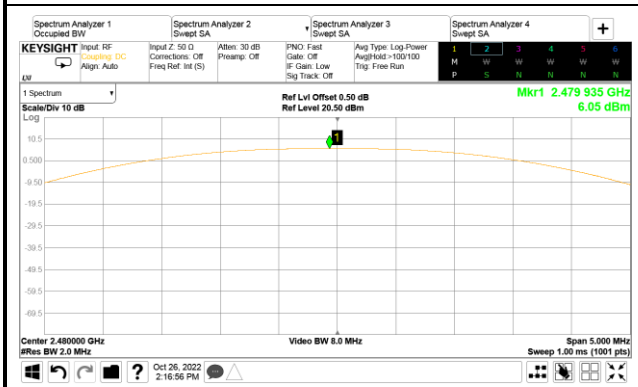


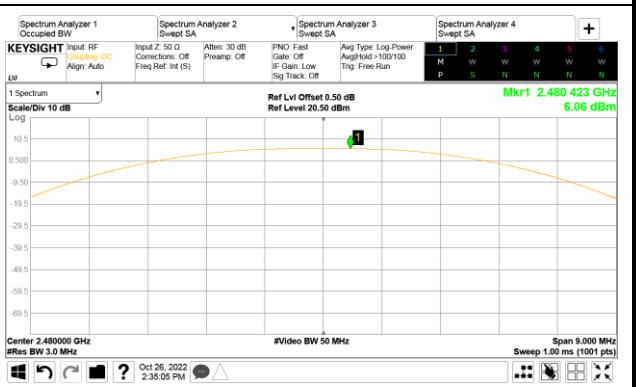




***This test report may be reproduced in full only. The document may only be updated by Audix Technology Corp. personnel. Any changes will be noted in the Document History section of the report.***

**Audix Technology Corp.**
*No. 491, Zhongfu Rd., Linkou Dist.,*
*New Taipei City244, Taiwan*

**Tel: +886 2 26099301**
**Fax: +886 2 26099303**

| BLE | |
|---|---|
| PHY Coded S2 | PHY Coded S8 |
| 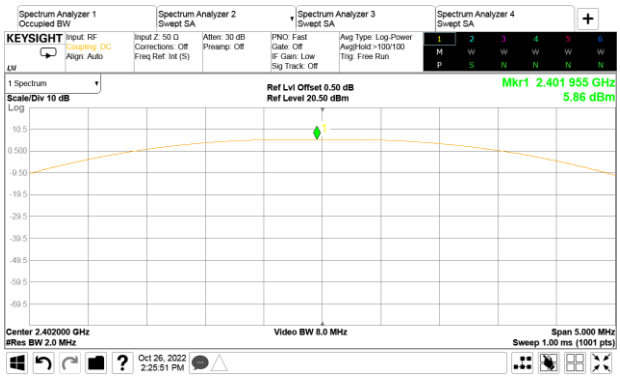 | 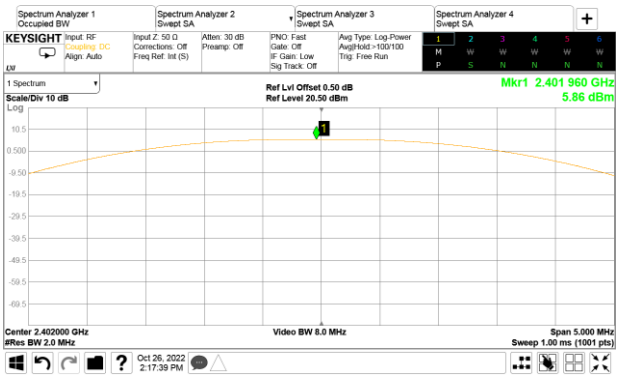 |
| 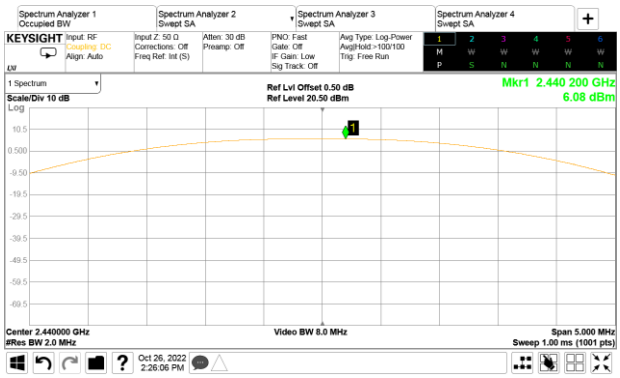 | 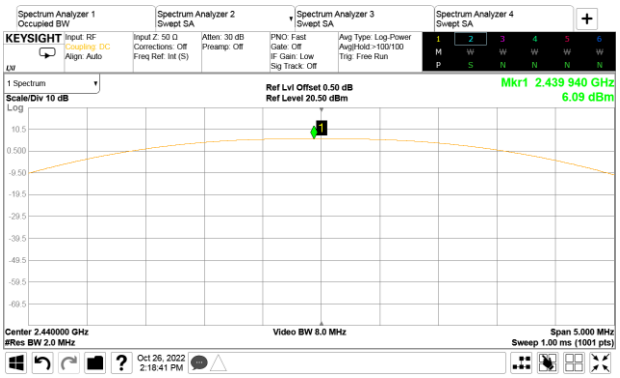 |
| 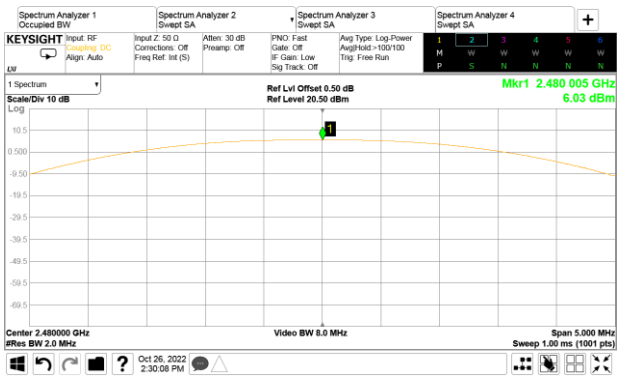 | 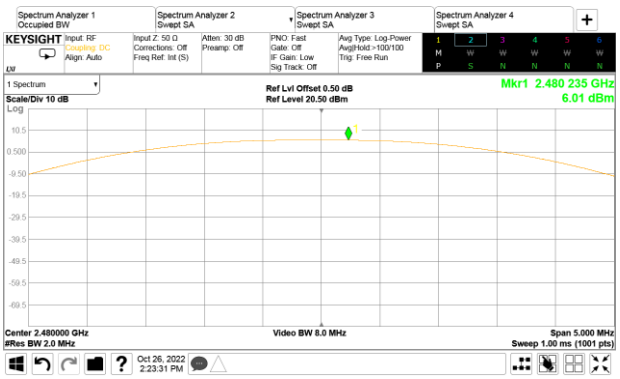 |



***This test report may be reproduced in full only. The document may only be updated by Audix Technology Corp. personnel. Any changes will be noted in the Document History section of the report.***

**Audix Technology Corp.**
*No. 491, Zhongfu Rd., Linkou Dist.,*
*New Taipei City244, Taiwan*

**Tel: +886 2 26099301**
**Fax: +886 2 26099303**

# A.5 EMISSION LIMITATIONS

| | | | |
|---|---|---|---|
| Test Date | 2022/10/26 ~ 27 | Temp./Hum. | 23~24°C/58~62% |
| Cable Loss | 0.50dB | Tested By | Kuper Hsu |
| Test Voltage | AC 120V, 60Hz (via AC Adapter) | | |

802.11b

TX 2412MHz

AUX

Reference Level

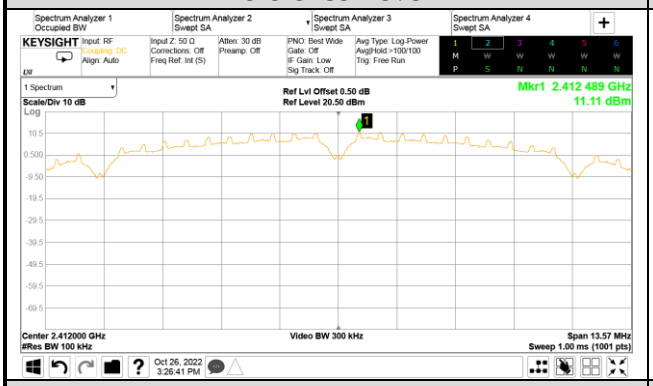


Main

Reference Level

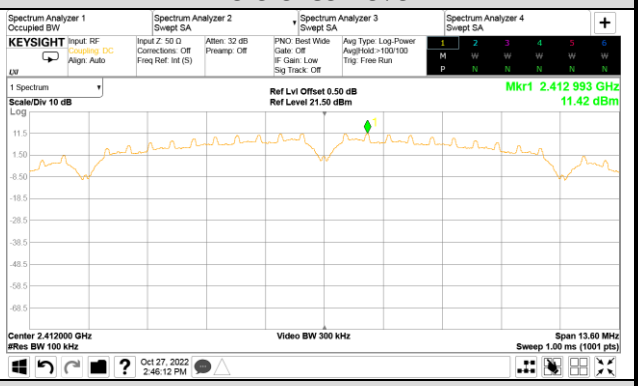


Band Edge

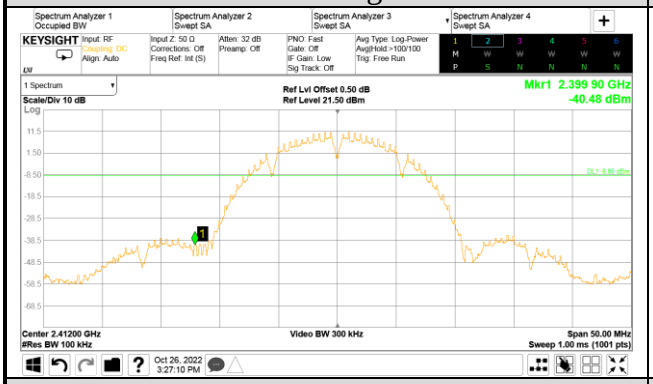


Band Edge

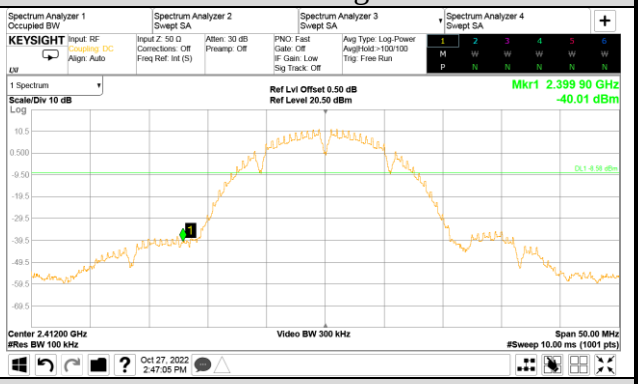


Conducted Spurious Emission

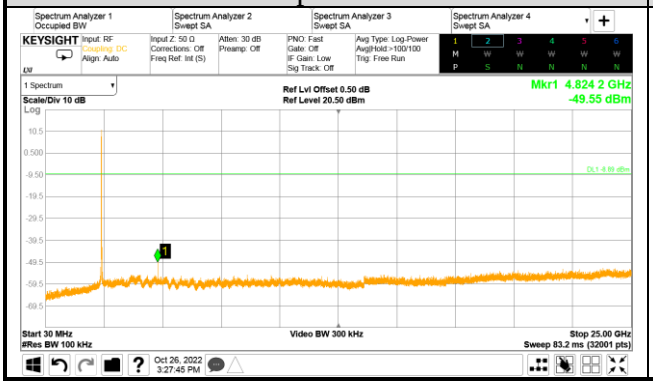


Conducted Spurious Emission

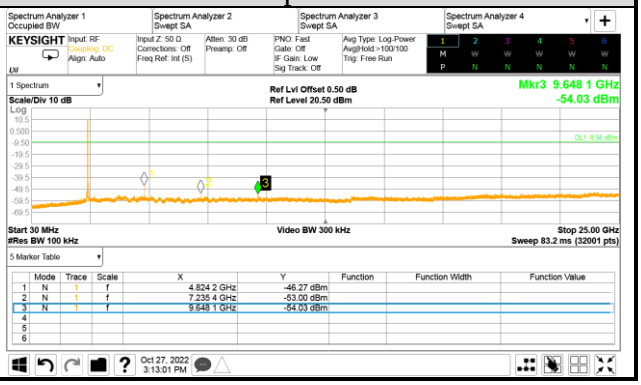




***This test report may be reproduced in full only. The document may only be updated by Audix Technology Corp. personnel. Any changes will be noted in the Document History section of the report.***

**Audix Technology Corp.**
*No. 491, Zhongfu Rd., Linkou Dist.,*
*New Taipei City244, Taiwan*

**Tel: +886 2 26099301**
**Fax: +886 2 26099303**

| 802.11b | |
|---|---|
| TX 2442MHz | |
| AUX | Main |
| Reference Level | Reference Level |
| 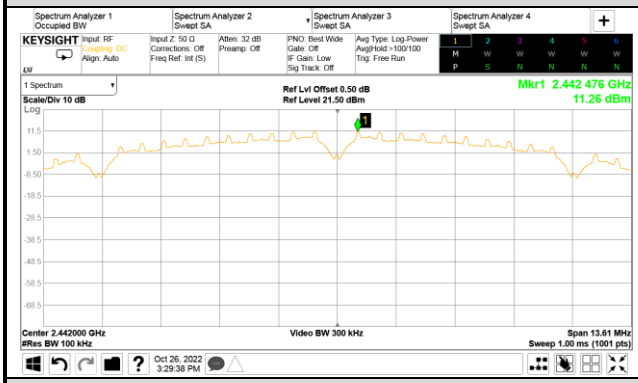 | 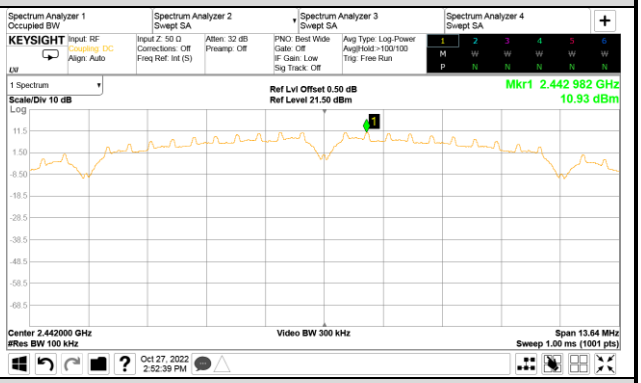 |
| Conducted Spurious Emission | Conducted Spurious Emission |
| 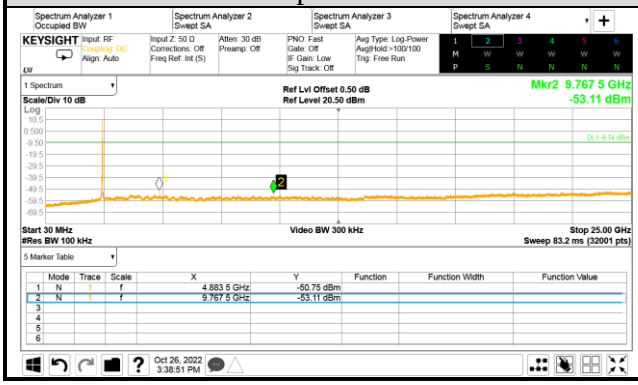 | 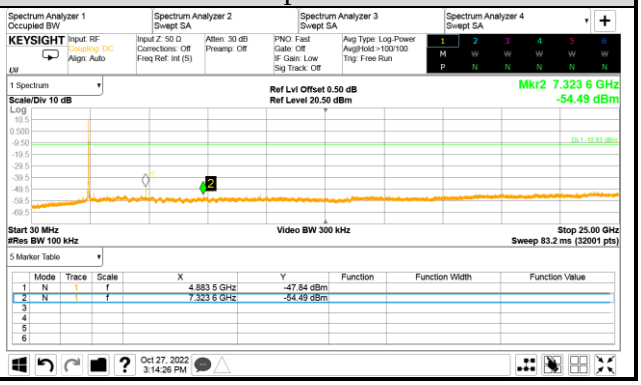 |











***This test report may be reproduced in full only. The document may only be updated by Audix Technology Corp. personnel. Any changes will be noted in the Document History section of the report.***

**Audix Technology Corp.**
*No. 491, Zhongfu Rd., Linkou Dist.,*
*New Taipei City244, Taiwan*

**Tel: +886 2 26099301**
**Fax: +886 2 26099303**

| 802.11b | |
|---|---|
| TX 2462MHz | |
| AUX | Main |
| Reference Level | Reference Level |
| 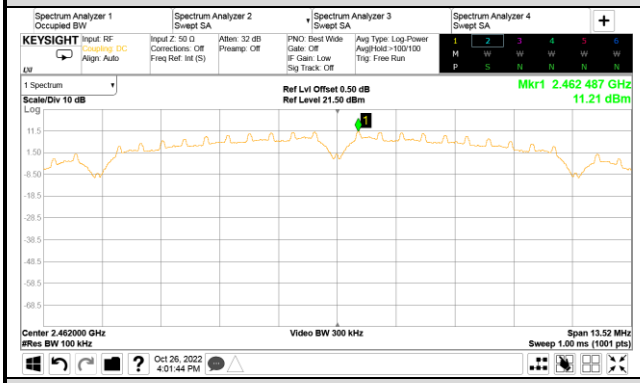 | 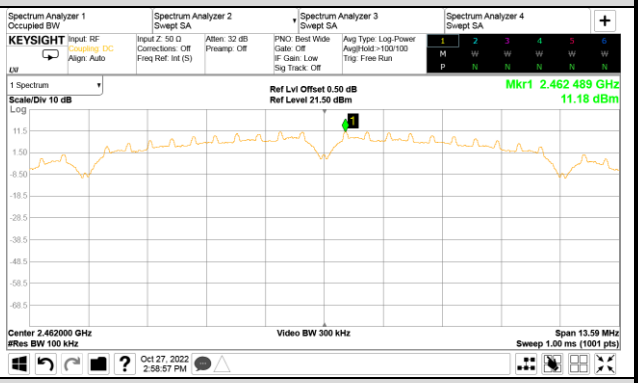 |
| Band Edge | Band Edge |
| 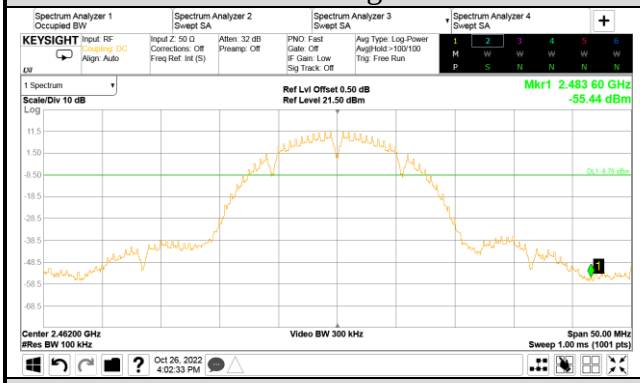 | 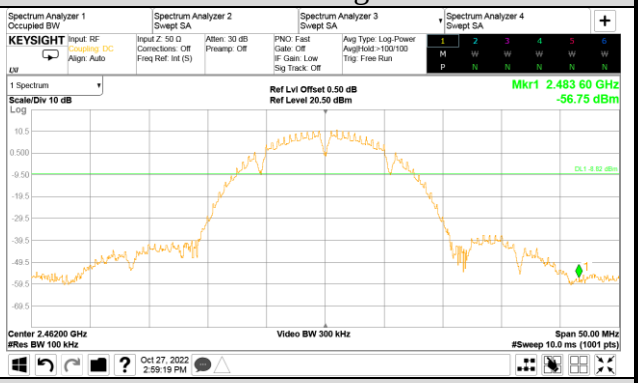 |
| Conducted Spurious Emission | Conducted Spurious Emission |
| 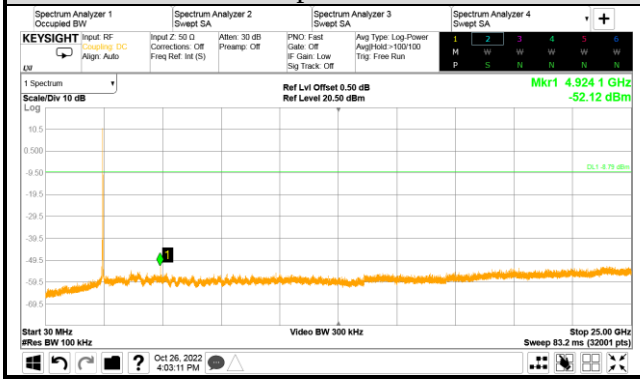 | 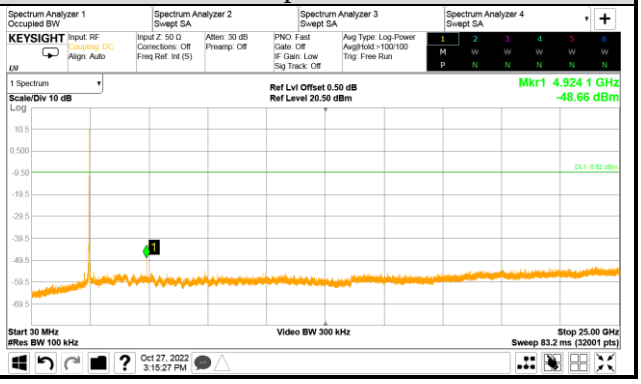 |



***This test report may be reproduced in full only. The document may only be updated by Audix Technology Corp. personnel. Any changes will be noted in the Document History section of the report.***

**Audix Technology Corp.**
*No. 491, Zhongfu Rd., Linkou Dist.,*
*New Taipei City244, Taiwan*

**Tel: +886 2 26099301**
**Fax: +886 2 26099303**

| 802.11b | |
|---|---|
| TX 2472MHz | |
| AUX | Main |
| Reference Level | Reference Level |
| 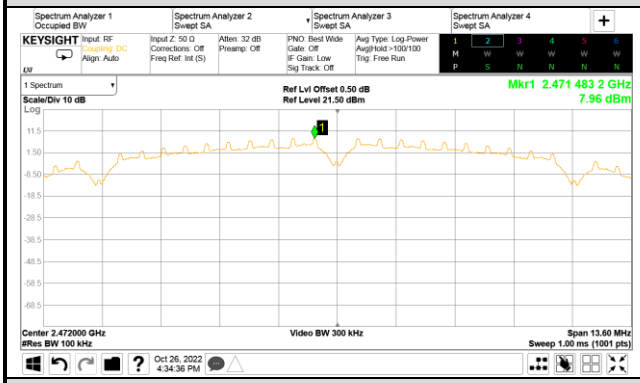 | 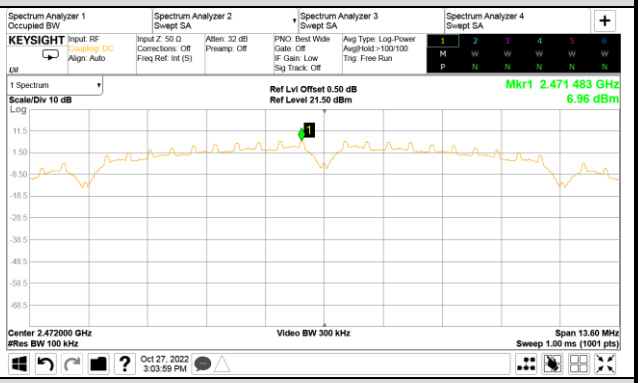 |
| Band Edge | Band Edge |
| 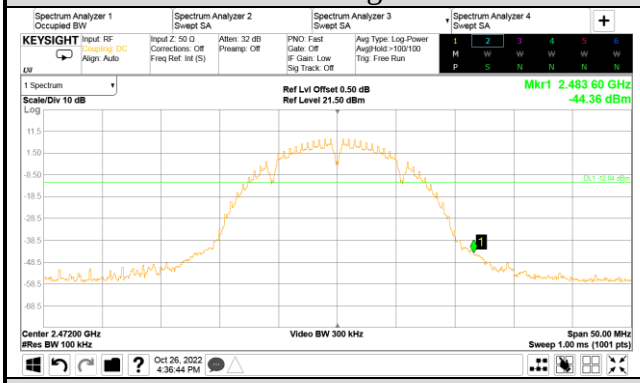 | 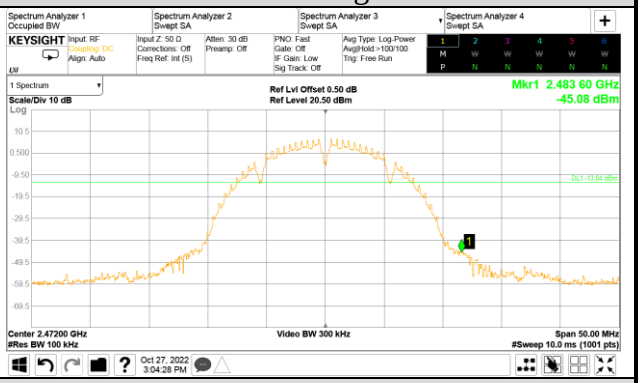 |
| Conducted Spurious Emission | Conducted Spurious Emission |
| 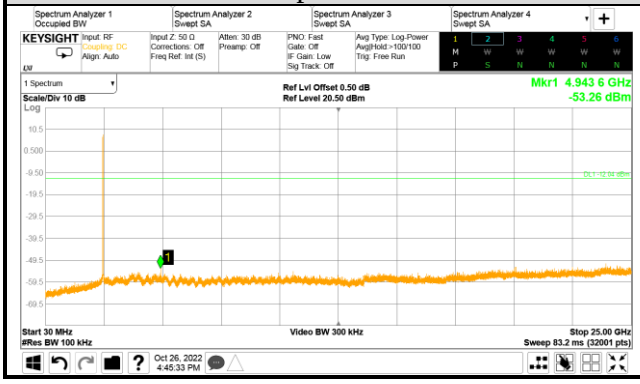 | 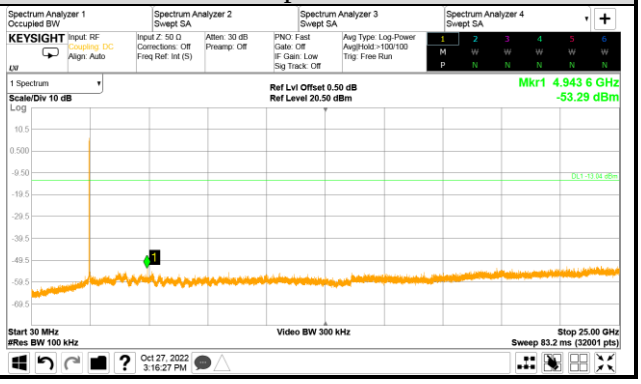 |



***This test report may be reproduced in full only. The document may only be updated by Audix Technology Corp. personnel. Any changes will be noted in the Document History section of the report.***

**Audix Technology Corp.**
*No. 491, Zhongfu Rd., Linkou Dist.,*
*New Taipei City244, Taiwan*

**Tel: +886 2 26099301**
**Fax: +886 2 26099303**

| 802.11g | |
|---|---|
| TX 2412MHz | |
| AUX | Main |
| Reference Level | Reference Level |
| 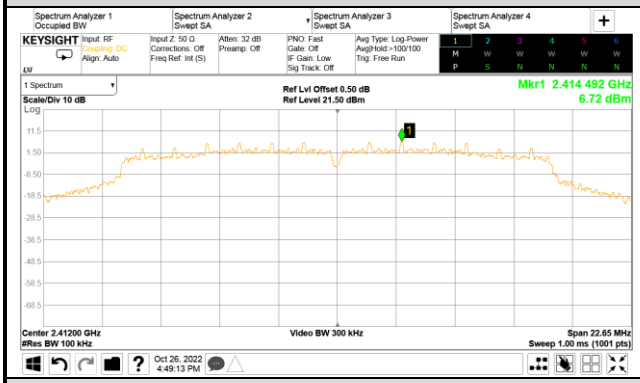 | 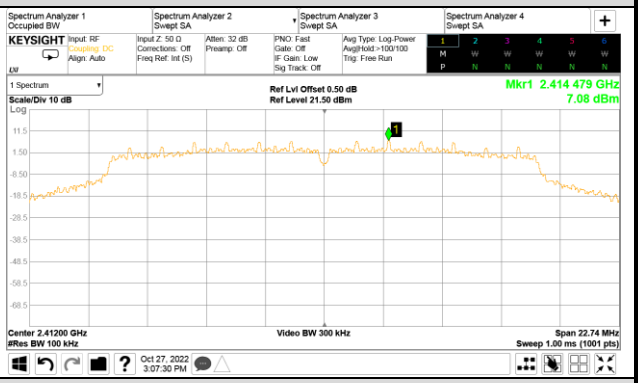 |
| Band Edge | Band Edge |
| 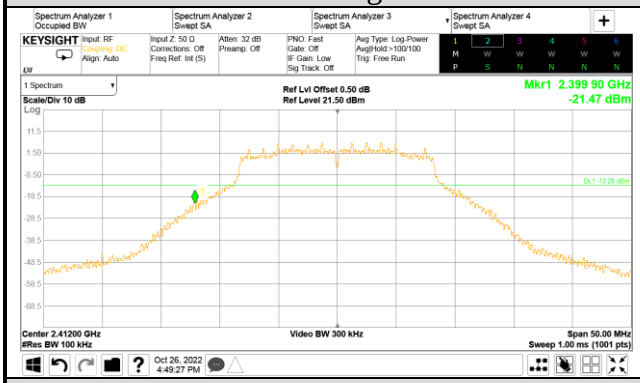 | 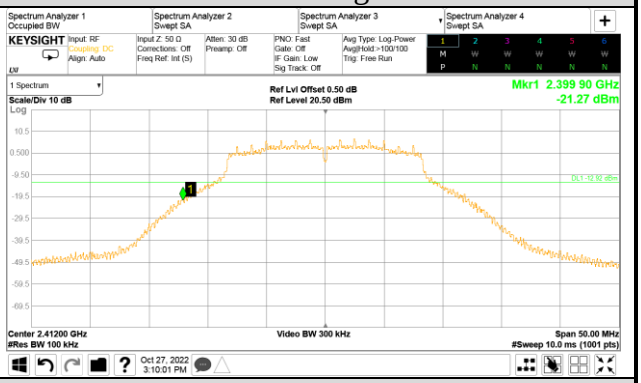 |
| Conducted Spurious Emission | Conducted Spurious Emission |
| 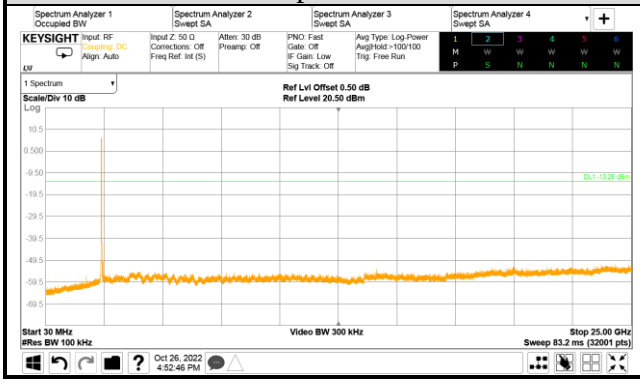 | 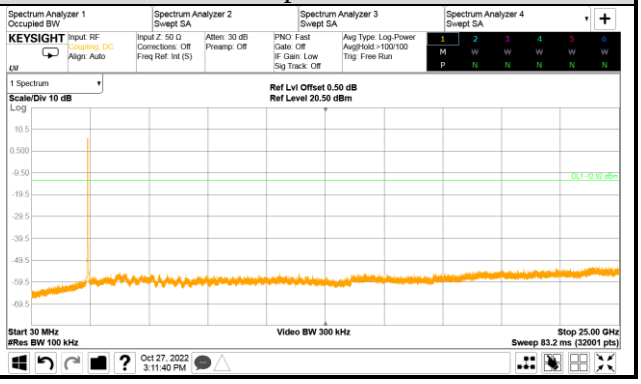 |



***This test report may be reproduced in full only. The document may only be updated by Audix Technology Corp. personnel. Any changes will be noted in the Document History section of the report.***

**Audix Technology Corp.**
*No. 491, Zhongfu Rd., Linkou Dist.,*
*New Taipei City244, Taiwan*

**Tel: +886 2 26099301**
**Fax: +886 2 26099303**

| 802.11g | |
|---|---|
| TX 2442MHz | |
| AUX | Main |
| Reference Level | Reference Level |
| 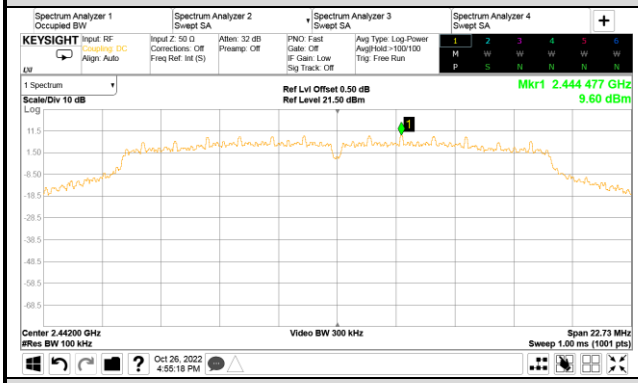 | 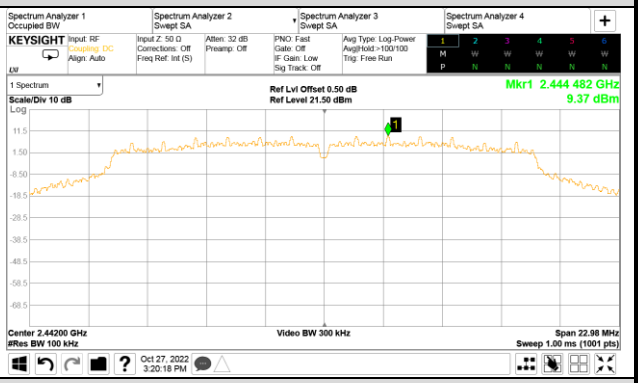 |
| Conducted Spurious Emission | Conducted Spurious Emission |
| 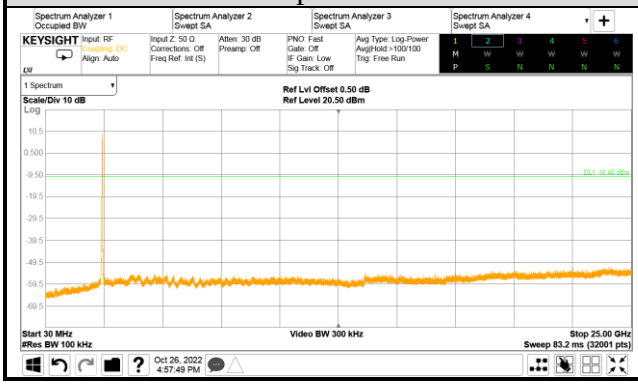 | 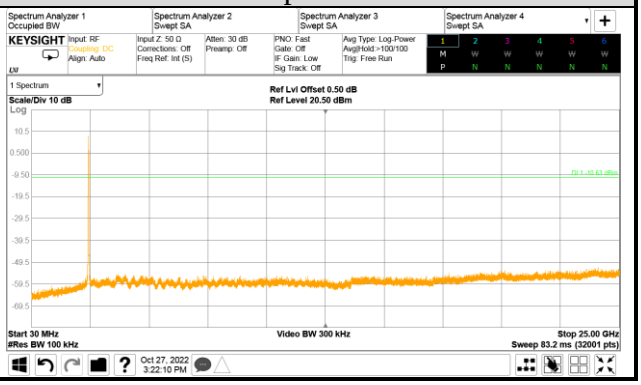 |











***This test report may be reproduced in full only. The document may only be updated by Audix Technology Corp. personnel. Any changes will be noted in the Document History section of the report.***

**Audix Technology Corp.**
*No. 491, Zhongfu Rd., Linkou Dist.,*
*New Taipei City244, Taiwan*

**Tel: +886 2 26099301**
**Fax: +886 2 26099303**

| 802.11g | |
|---|---|
| TX 2462MHz | |
| AUX | Main |
| Reference Level | Reference Level |
| 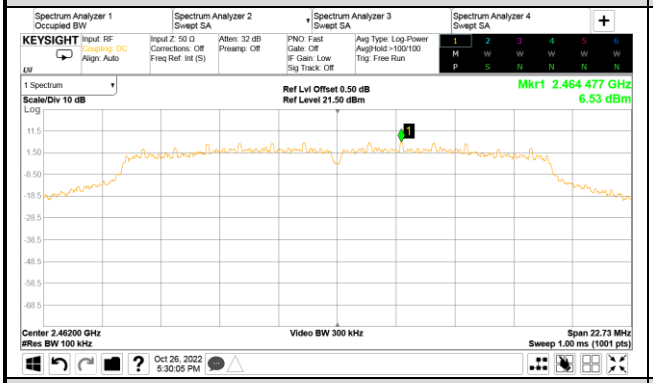 | 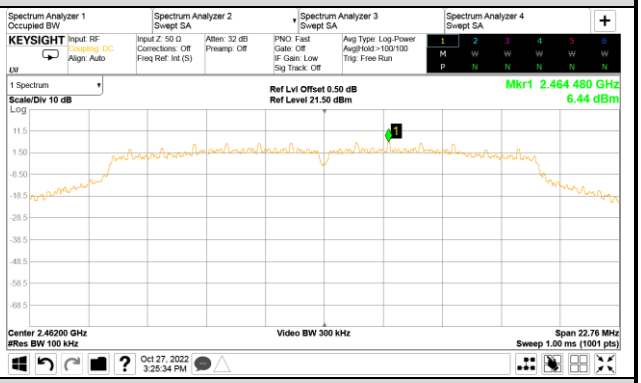 |
| Band Edge | Band Edge |
| 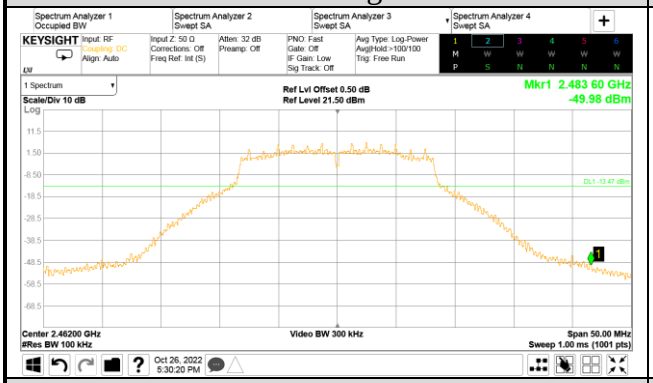 | 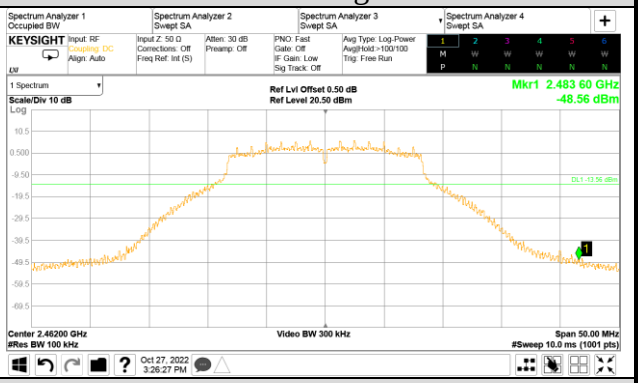 |
| Conducted Spurious Emission | Conducted Spurious Emission |
| 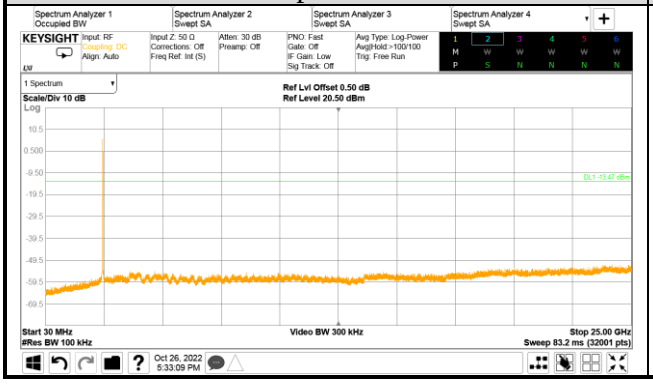 | 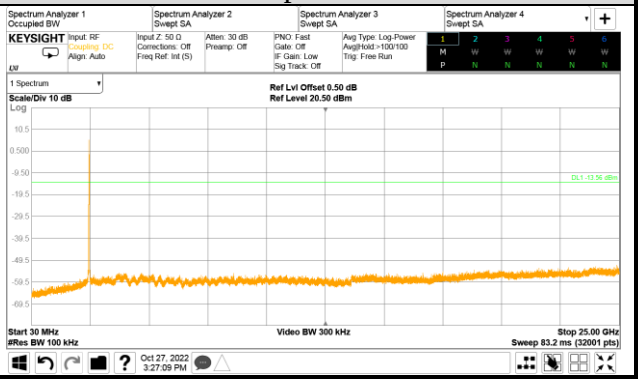 |



***This test report may be reproduced in full only. The document may only be updated by Audix Technology Corp. personnel. Any changes will be noted in the Document History section of the report.***

**Audix Technology Corp.**
*No. 491, Zhongfu Rd., Linkou Dist.,*
*New Taipei City244, Taiwan*

**Tel: +886 2 26099301**
**Fax: +886 2 26099303**

| 802.11g | |
|---|---|
| TX 2472MHz | |
| AUX | Main |
| Reference Level | Reference Level |
| 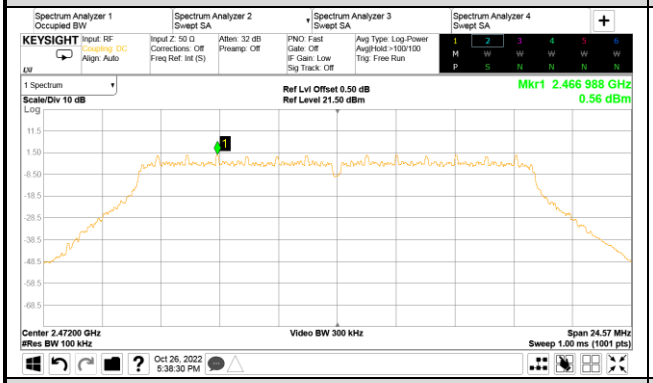 | 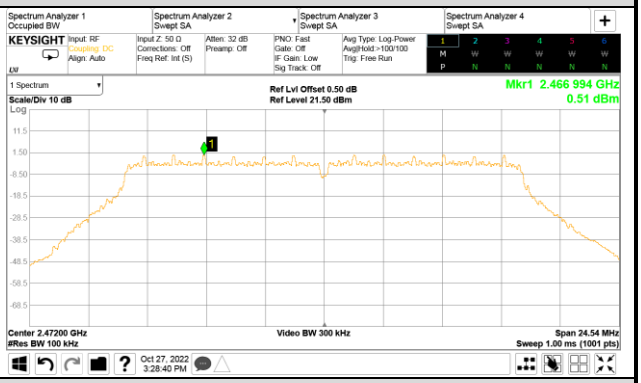 |
| Band Edge | Band Edge |
| 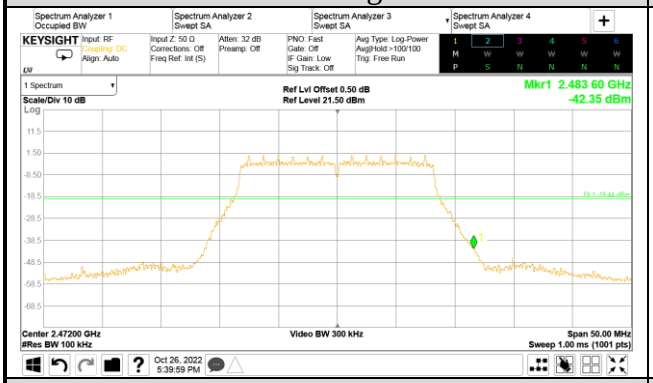 | 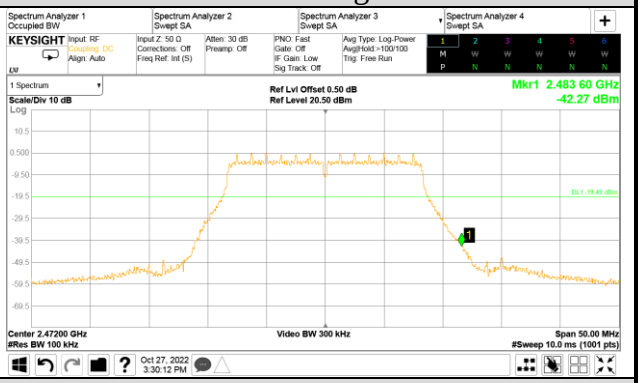 |
| Conducted Spurious Emission | Conducted Spurious Emission |
| 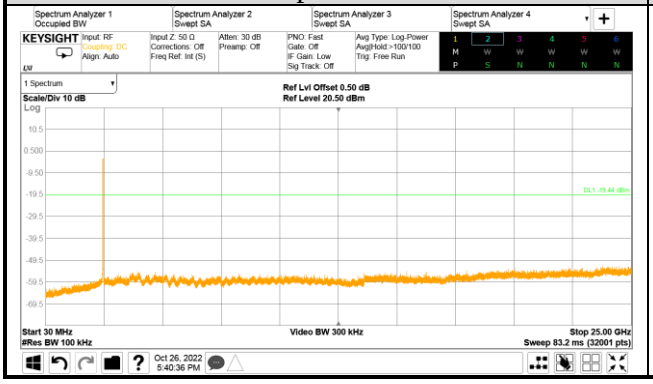 | 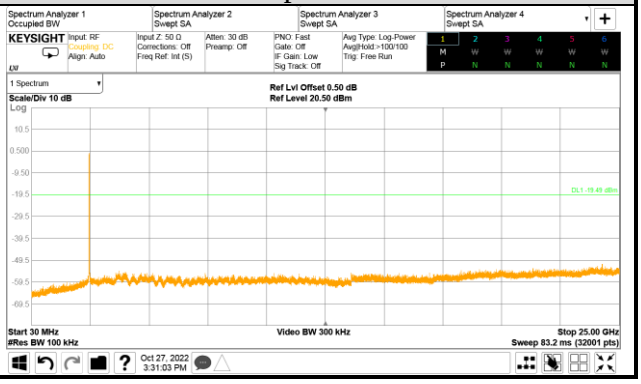 |



***This test report may be reproduced in full only. The document may only be updated by Audix Technology Corp. personnel. Any changes will be noted in the Document History section of the report.***

**Audix Technology Corp.**
*No. 491, Zhongfu Rd., Linkou Dist.,*
*New Taipei City244, Taiwan*

**Tel: +886 2 26099301**
**Fax: +886 2 26099303**

| 802.11n-HT20 | |
|---|---|
| TX 2412MHz | |
| AUX | Main |
| Reference Level | Reference Level |
| 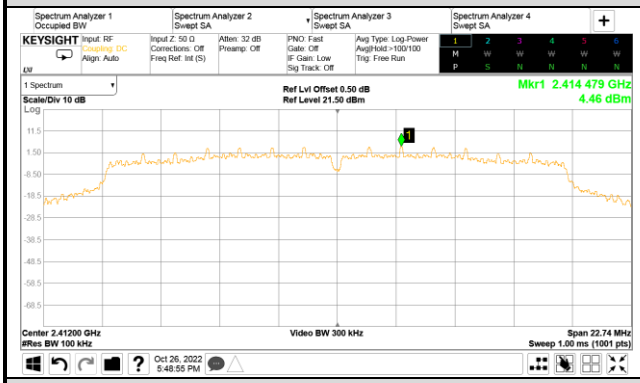 | 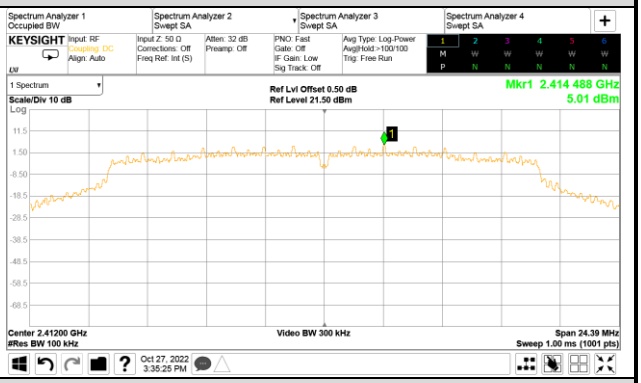 |
| Band Edge | Band Edge |
| 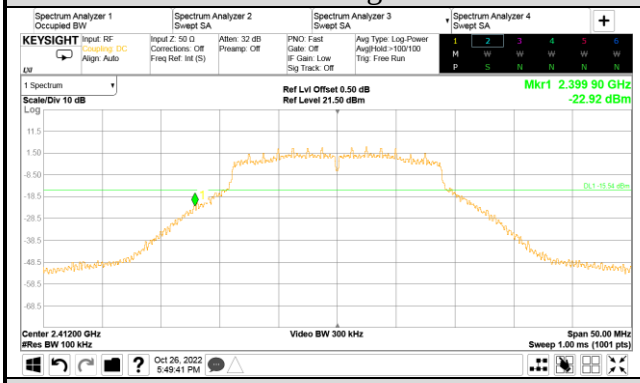 | 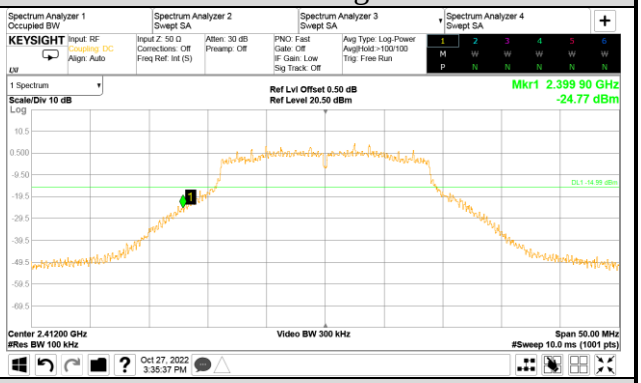 |
| Conducted Spurious Emission | Conducted Spurious Emission |
| 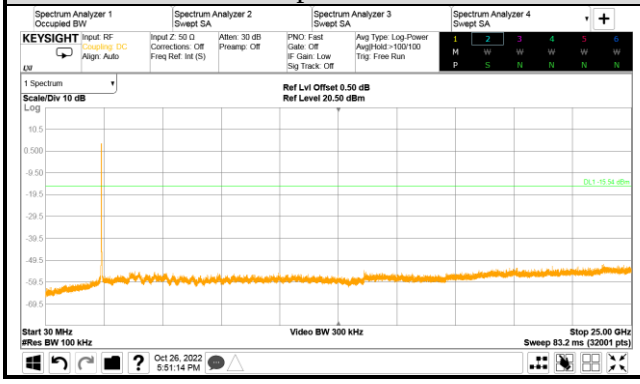 | 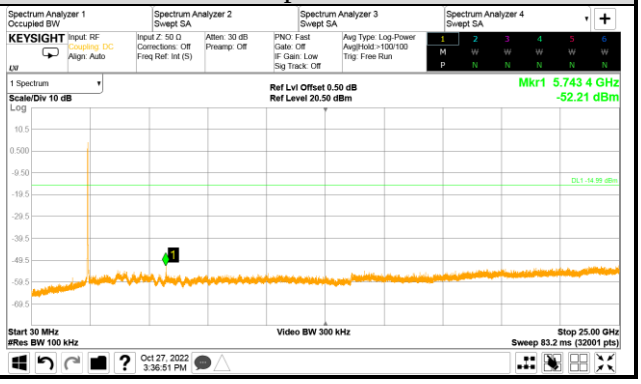 |



***This test report may be reproduced in full only. The document may only be updated by Audix Technology Corp. personnel. Any changes will be noted in the Document History section of the report.***

**Audix Technology Corp.**
*No. 491, Zhongfu Rd., Linkou Dist.,*
*New Taipei City244, Taiwan*

**Tel: +886 2 26099301**
**Fax: +886 2 26099303**

| 802.11n-HT20 | |
|---|---|
| TX 2442MHz | |
| AUX | Main |
| Reference Level | Reference Level |
| 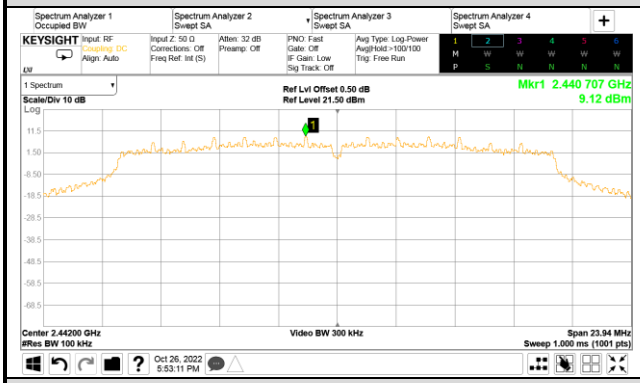 | 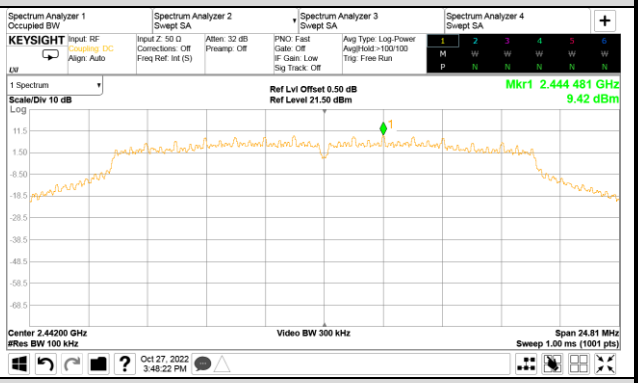 |
| Conducted Spurious Emission | Conducted Spurious Emission |
| 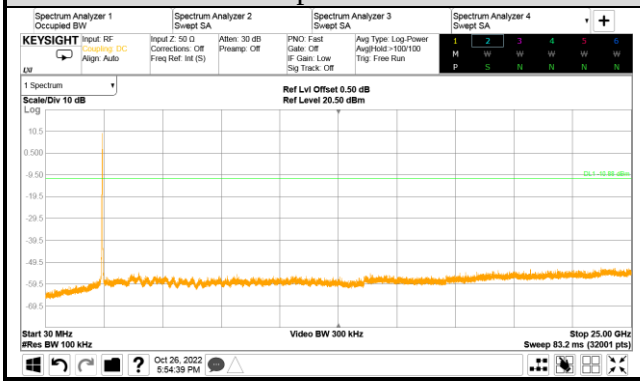 | 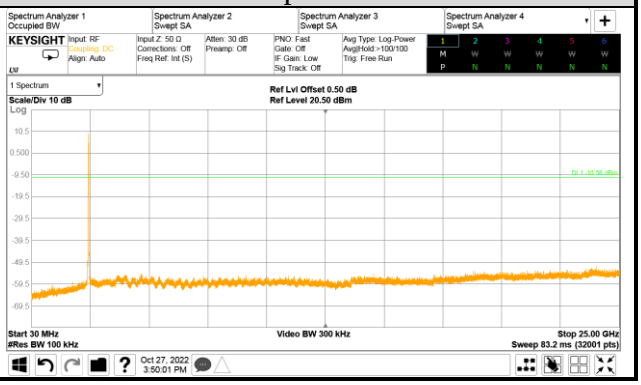 |





***This test report may be reproduced in full only. The document may only be updated by Audix Technology Corp. personnel. Any changes will be noted in the Document History section of the report.***

**Audix Technology Corp.**
*No. 491, Zhongfu Rd., Linkou Dist.,*
*New Taipei City244, Taiwan*

**Tel: +886 2 26099301**
**Fax: +886 2 26099303**

| 802.11n-HT20 | |
|---|---|
| TX 2462MHz | |
| AUX | Main |
| Reference Level | Reference Level |
| 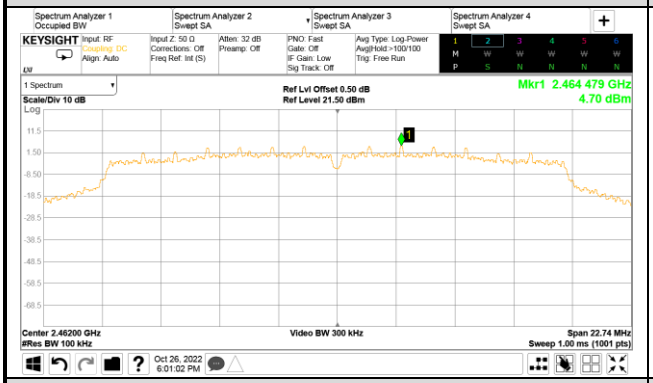 | 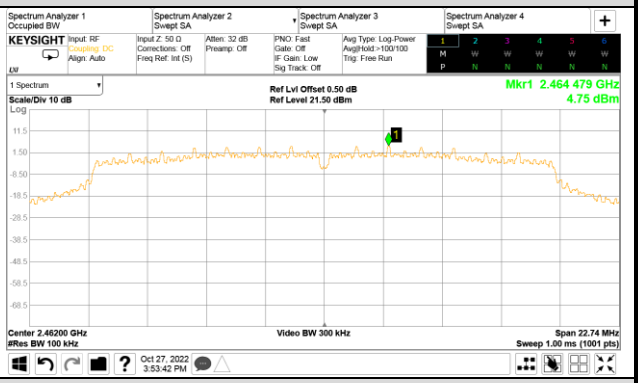 |
| Band Edge | Band Edge |
| 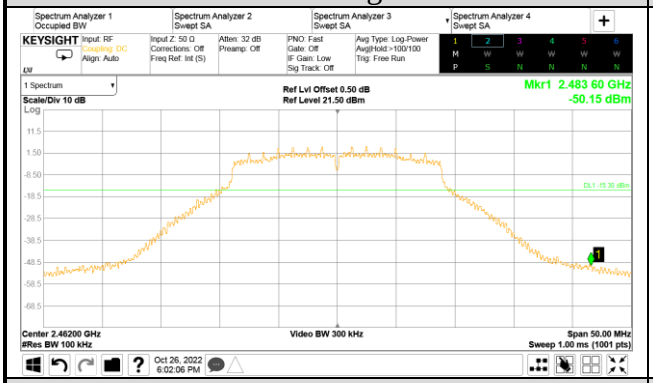 | 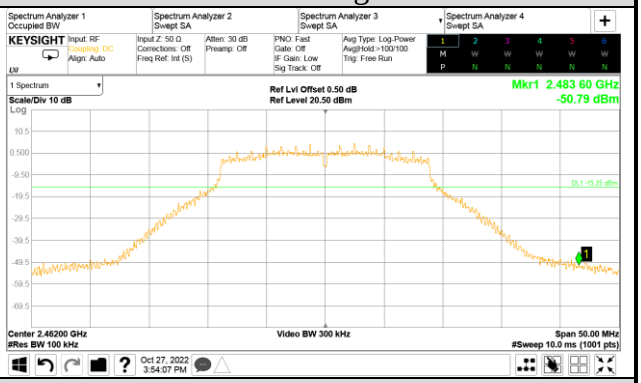 |
| Conducted Spurious Emission | Conducted Spurious Emission |
| 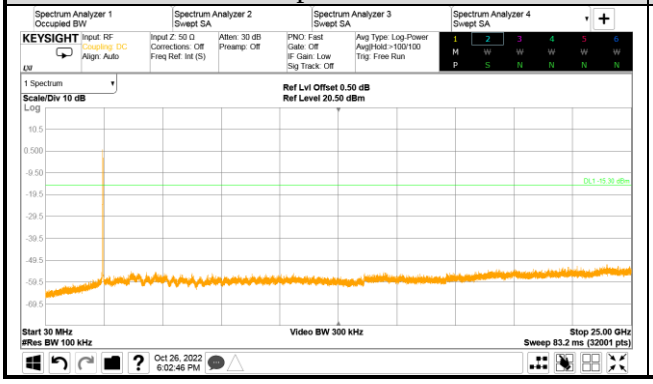 | 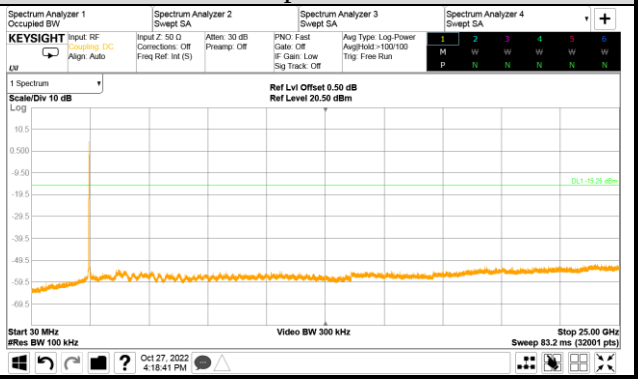 |



***This test report may be reproduced in full only. The document may only be updated by Audix Technology Corp. personnel. Any changes will be noted in the Document History section of the report.***

**Audix Technology Corp.**
*No. 491, Zhongfu Rd., Linkou Dist.,*
*New Taipei City244, Taiwan*

**Tel: +886 2 26099301**
**Fax: +886 2 26099303**

| 802.11n-HT20 | |
|---|---|
| TX 2472MHz | |
| AUX | Main |
| Reference Level | Reference Level |
| 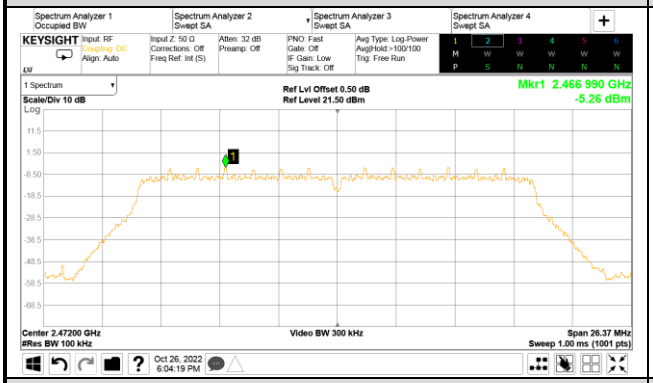 | 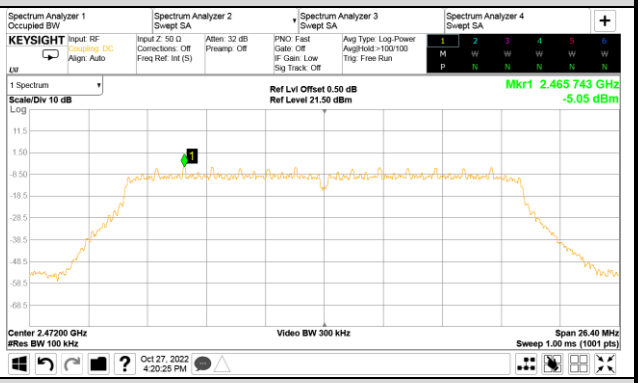 |
| Band Edge | Band Edge |
| 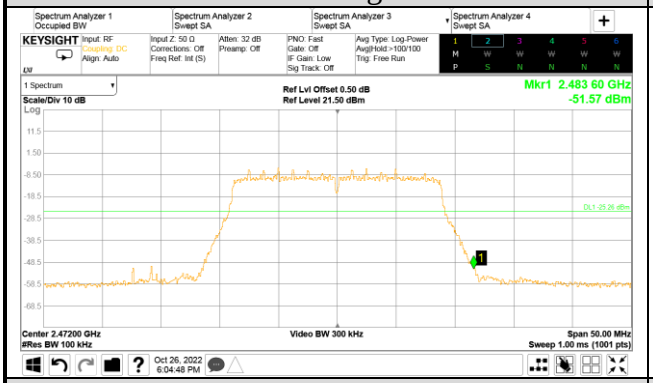 | 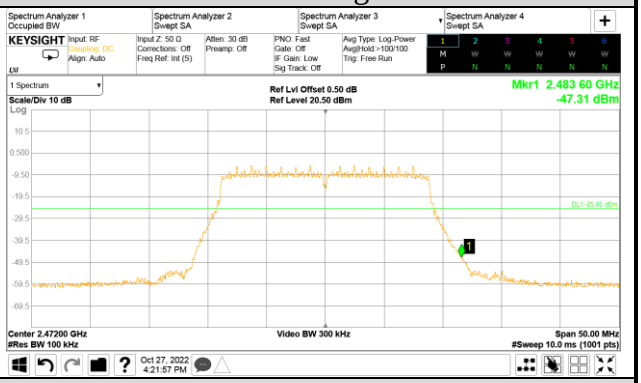 |
| Conducted Spurious Emission | Conducted Spurious Emission |
| 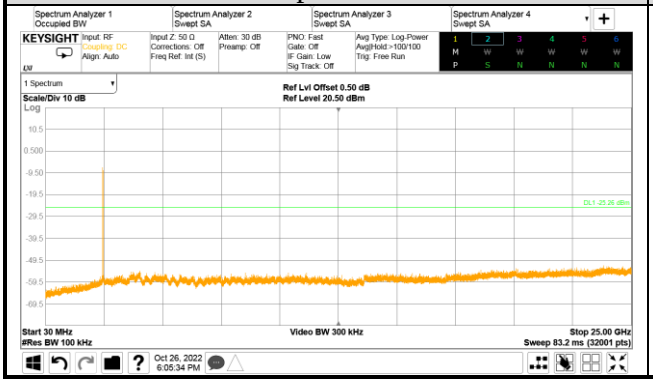 | 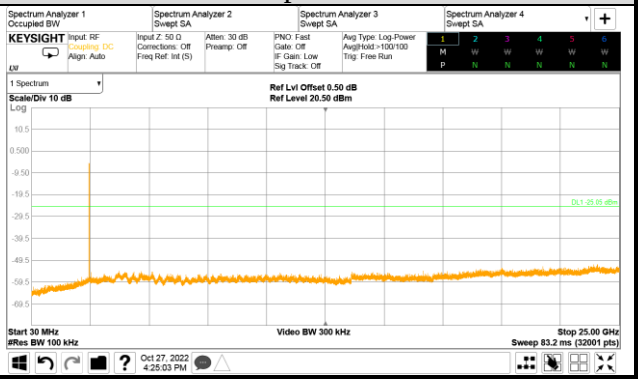 |



***This test report may be reproduced in full only. The document may only be updated by Audix Technology Corp. personnel. Any changes will be noted in the Document History section of the report.***

**Audix Technology Corp.**
*No. 491, Zhongfu Rd., Linkou Dist.,*
*New Taipei City244, Taiwan*

**Tel: +886 2 26099301**
**Fax: +886 2 26099303**

| 802.11n-HT40 | |
|---|---|
| TX 2422MHz | |
| AUX | Main |
| Reference Level | Reference Level |
| 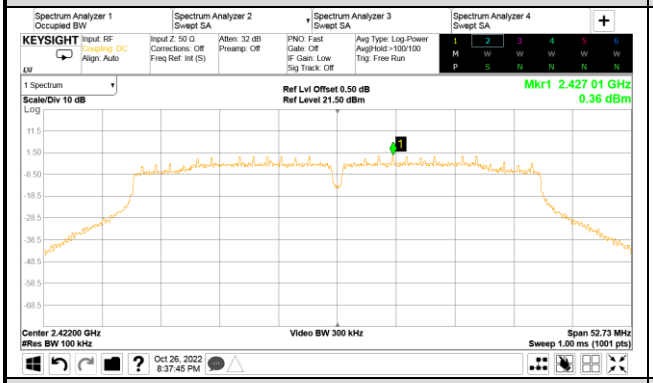 | 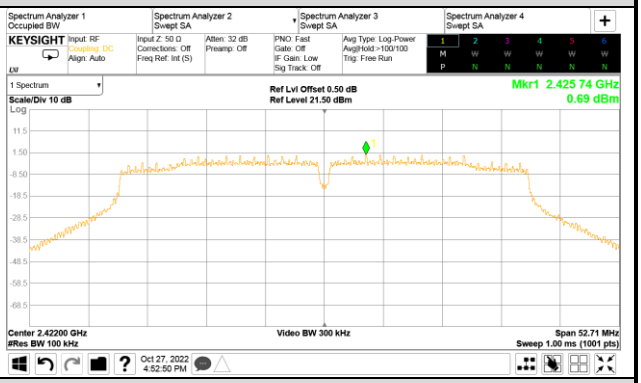 |
| Band Edge | Band Edge |
| 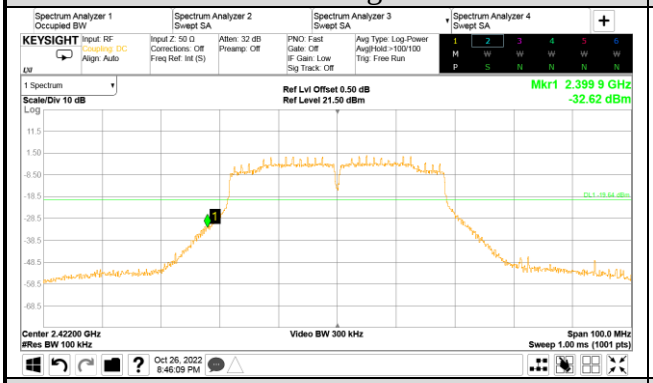 | 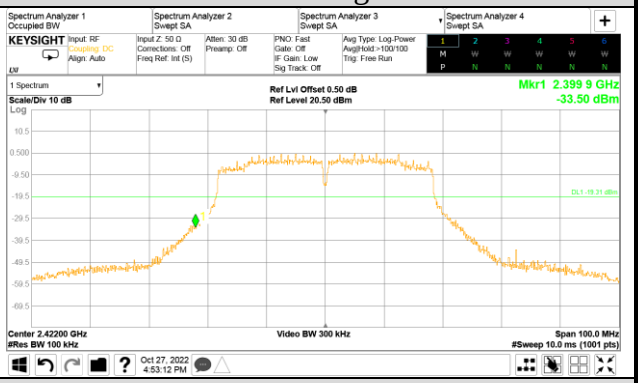 |
| Conducted Spurious Emission | Conducted Spurious Emission |
| 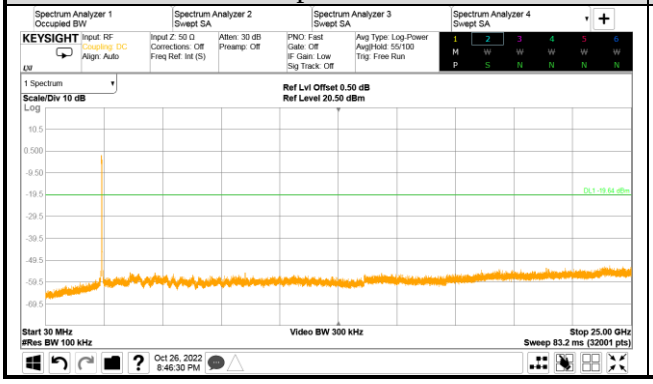 | 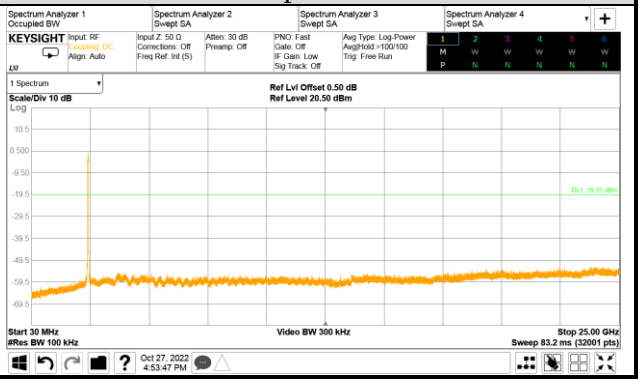 |



***This test report may be reproduced in full only. The document may only be updated by Audix Technology Corp. personnel. Any changes will be noted in the Document History section of the report.***