Audix Technology Corp.
No. 491, Zhongfu Rd., Linkou Dist.,
New Taipei City244, Taiwan
Tel: +886 2 26099301
Fax: +886 2 26099303

Mode	802.11ax-HE20	U-NII Band	1
RU Configuration	26/0	Frequency	TX 5180MHz

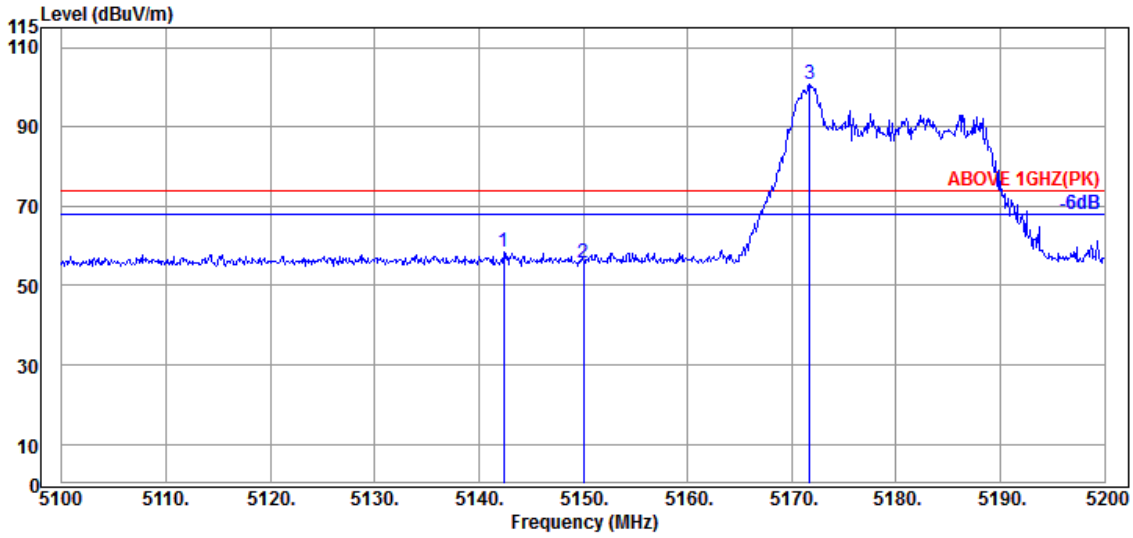

Antenna at Horizontal Polarization

	Emission Frequency (MHz)	Antenna Factor (dB/m)	Cable Loss (dB)	Preamp Gain (dB)	Read Level (dBμV)	Emission Level (dBμV/m)	Limits (dBμV/m)	Margin (dB)	Detector
	5142.400	34.50	8.88	34.34	49.44	58.48	74.00	15.52	Peak
	5150.000	34.50	8.88	34.34	46.64	55.68	74.00	18.32	Peak
@	5171.700	34.63	8.90	34.33	91.47	100.67	---	---	Peak

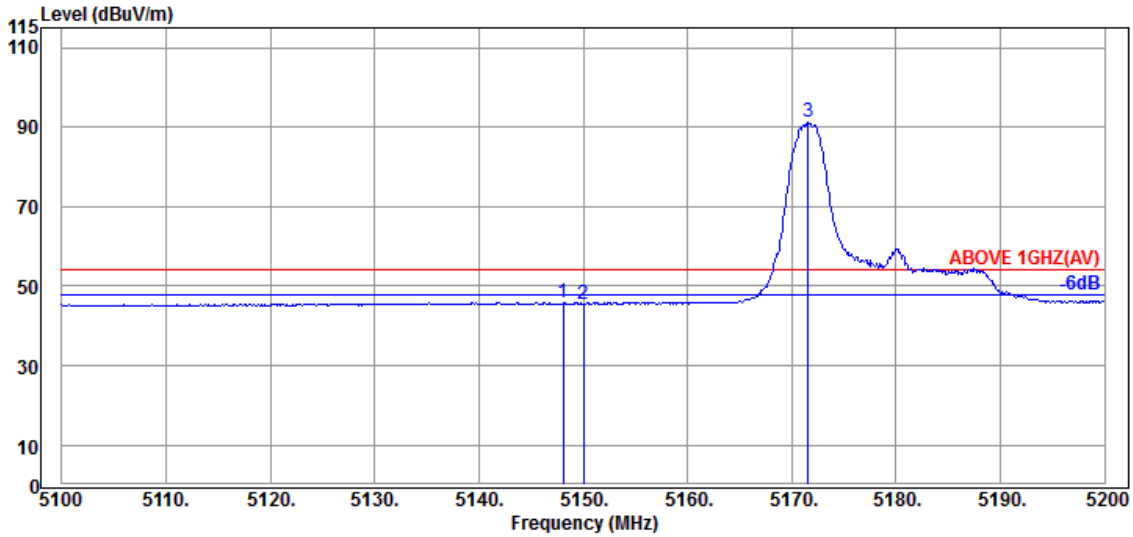

Antenna at Horizontal Polarization

	Emission Frequency (MHz)	Antenna Factor (dB/m)	Cable Loss (dB)	Preamp Gain (dB)	Read Level (dBμV)	Emission Level (dBμV/m)	Limits (dBμV/m)	Margin (dB)	Detector
	5148.100	34.50	8.88	34.34	36.79	45.83	54.00	8.17	Average
	5150.000	34.50	8.88	34.34	36.50	45.54	54.00	8.46	Average
@	5171.600	34.63	8.90	34.33	82.06	91.26	---	---	Average

Remark: The "@" means fundamental frequency, it is ignored in this section.

This test report may be reproduced in full only. The document may only be updated by Audix Technology Corp. personnel. Any changes will be noted in the Document History section of the report.

Audix Technology Corp.
No. 491, Zhongfu Rd., Linkou Dist.,
New Taipei City244, Taiwan
Tel: +886 2 26099301
Fax: +886 2 26099303

Mode	802.11ax-HE20	U-NII Band	1
RU Configuration	26/0	Frequency	TX 5180MHz

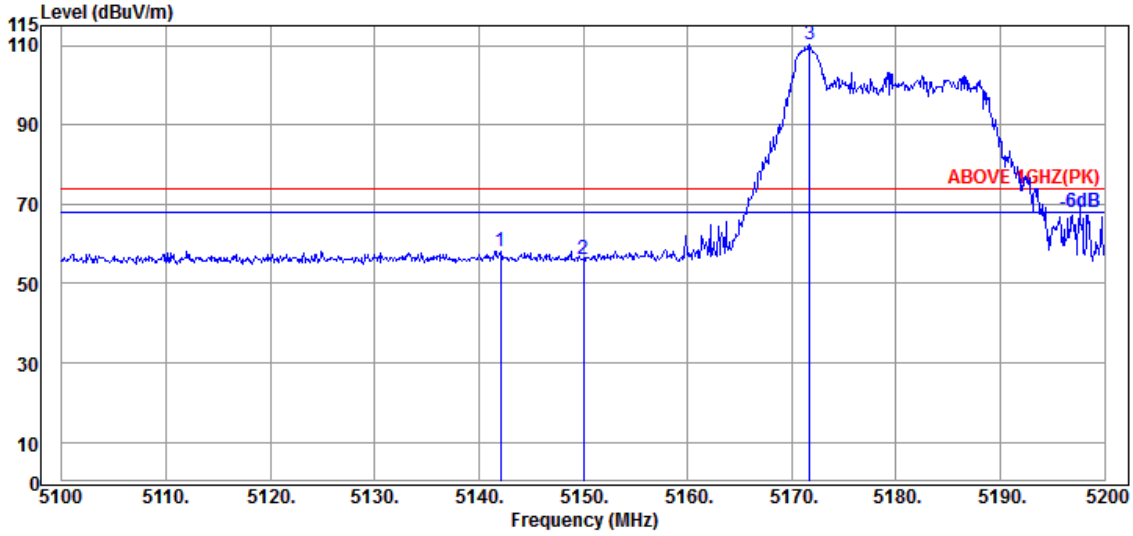

Antenna at Vertical Polarization

	Emission Frequency (MHz)	Antenna Factor (dB/m)	Cable Loss (dB)	Preamp Gain (dB)	Read Level (dBμV)	Emission Level (dBμV/m)	Limits (dBμV/m)	Margin (dB)	Detector
	5142.100	34.50	8.88	34.34	49.21	58.25	74.00	15.75	Peak
	5150.000	34.50	8.88	34.34	47.11	56.15	74.00	17.85	Peak
@	5171.700	34.63	8.90	34.33	100.89	110.09	---	---	Peak

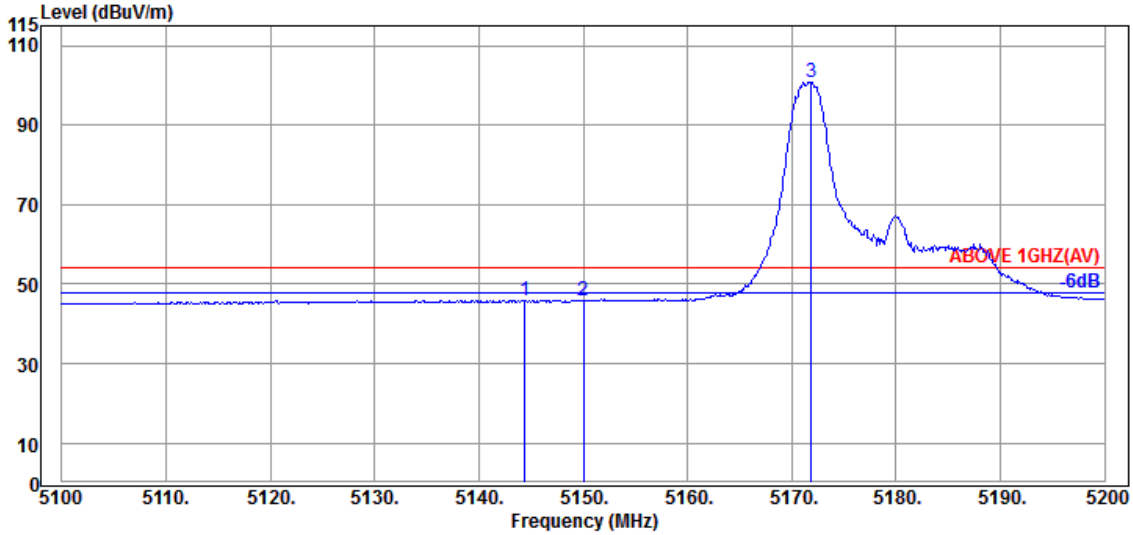

Antenna at Vertical Polarization

	Emission Frequency (MHz)	Antenna Factor (dB/m)	Cable Loss (dB)	Preamp Gain (dB)	Read Level (dBμV)	Emission Level (dBμV/m)	Limits (dBμV/m)	Margin (dB)	Detector
	5144.400	34.50	8.88	34.34	36.89	45.93	54.00	8.07	Average
	5150.000	34.50	8.88	34.34	36.65	45.69	54.00	8.31	Average
@	5171.900	34.63	8.90	34.33	91.69	100.89	---	---	Average

Remark: The "@" means fundamental frequency, it is ignored in this section.

This test report may be reproduced in full only. The document may only be updated by Audix Technology Corp. personnel. Any changes will be noted in the Document History section of the report.

Audix Technology Corp.
No. 491, Zhongfu Rd., Linkou Dist.,
New Taipei City244, Taiwan
Tel: +886 2 26099301
Fax: +886 2 26099303

Mode	802.11ax-HE20	U-NII Band	1
RU Configuration	52/37	Frequency	TX 5180MHz

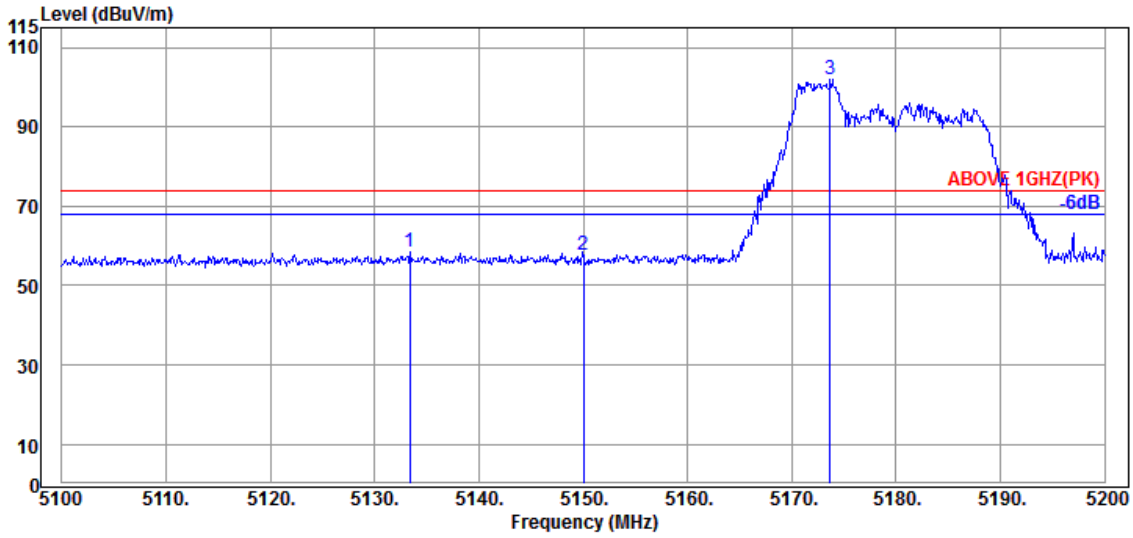

Antenna at Horizontal Polarization

	Emission Frequency (MHz)	Antenna Factor (dB/m)	Cable Loss (dB)	Preamp Gain (dB)	Read Level (dBμV)	Emission Level (dBμV/m)	Limits (dBμV/m)	Margin (dB)	Detector
	5133.400	34.40	8.88	34.34	49.55	58.49	74.00	15.51	Peak
	5150.000	34.50	8.88	34.34	48.66	57.70	74.00	16.30	Peak
@	5173.700	34.63	8.90	34.32	92.67	101.88	---	---	Peak

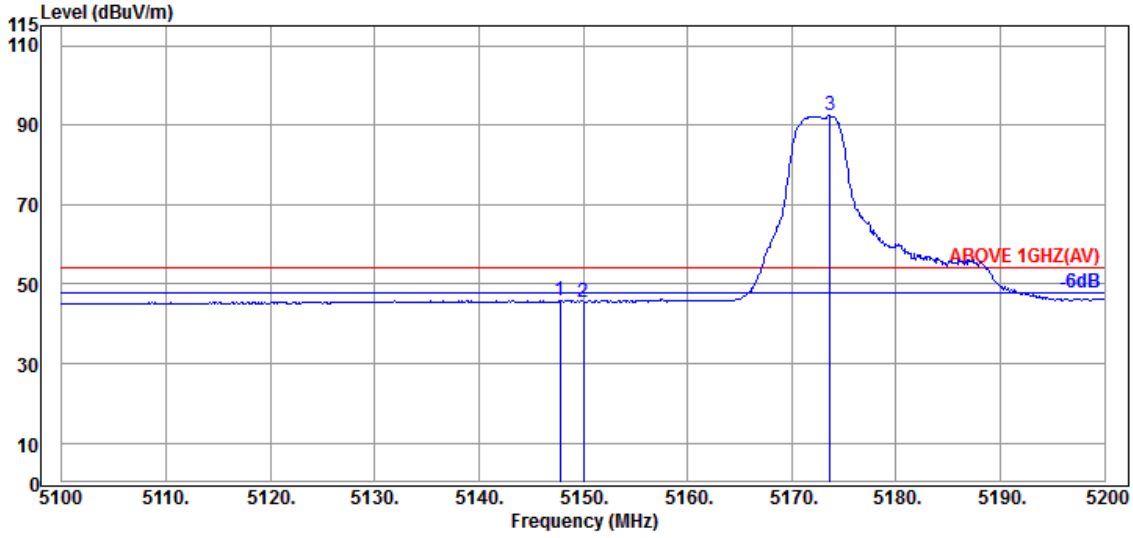

Antenna at Horizontal Polarization

	Emission Frequency (MHz)	Antenna Factor (dB/m)	Cable Loss (dB)	Preamp Gain (dB)	Read Level (dBμV)	Emission Level (dBμV/m)	Limits (dBμV/m)	Margin (dB)	Detector
	5147.800	34.50	8.88	34.34	36.88	45.92	54.00	8.08	Average
	5150.000	34.50	8.88	34.34	36.49	45.53	54.00	8.47	Average
@	5173.700	34.63	8.90	34.32	83.27	92.48	---	---	Average

Remark: The "@" means fundamental frequency, it is ignored in this section.

This test report may be reproduced in full only. The document may only be updated by Audix Technology Corp. personnel. Any changes will be noted in the Document History section of the report.

Audix Technology Corp.
No. 491, Zhongfu Rd., Linkou Dist.,
New Taipei City244, Taiwan
Tel: +886 2 26099301
Fax: +886 2 26099303

Mode	802.11ax-HE20	U-NII Band	1
RU Configuration	52/37	Frequency	TX 5180MHz

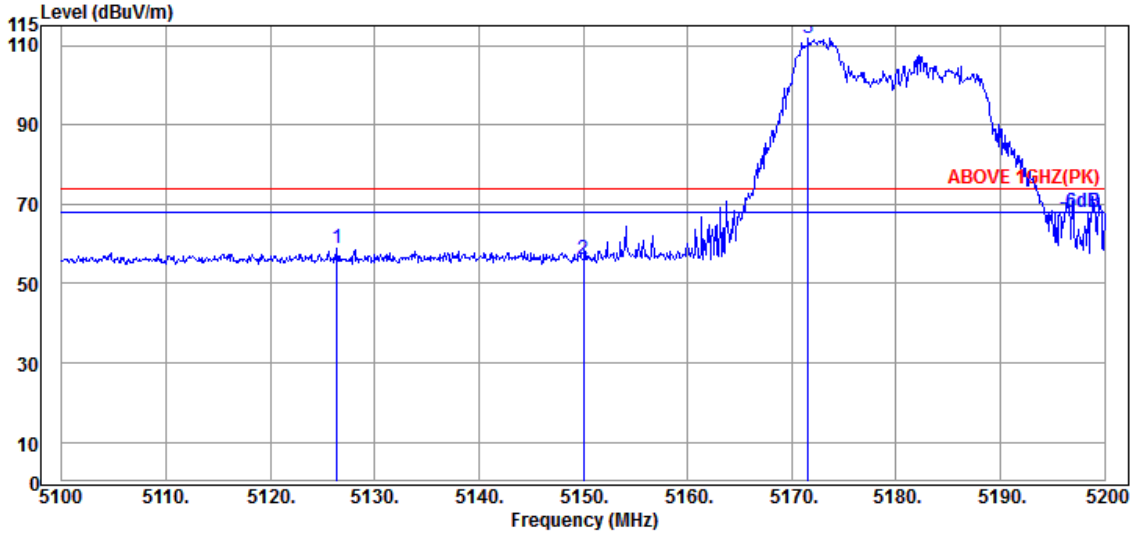

Antenna at Vertical Polarization

Emission Frequency (MHz)	Antenna Factor (dB/m)	Cable Loss (dB)	Preamp Gain (dB)	Read Level (dBμV)	Emission Level (dBμV/m)	Limits (dBμV/m)	Margin (dB)	Detector
5126.400	34.30	8.87	34.34	50.01	58.84	74.00	15.16	Peak
5150.000	34.50	8.88	34.34	47.23	56.27	74.00	17.73	Peak
@ 5171.600	34.63	8.90	34.33	102.78	111.98	---	---	Peak

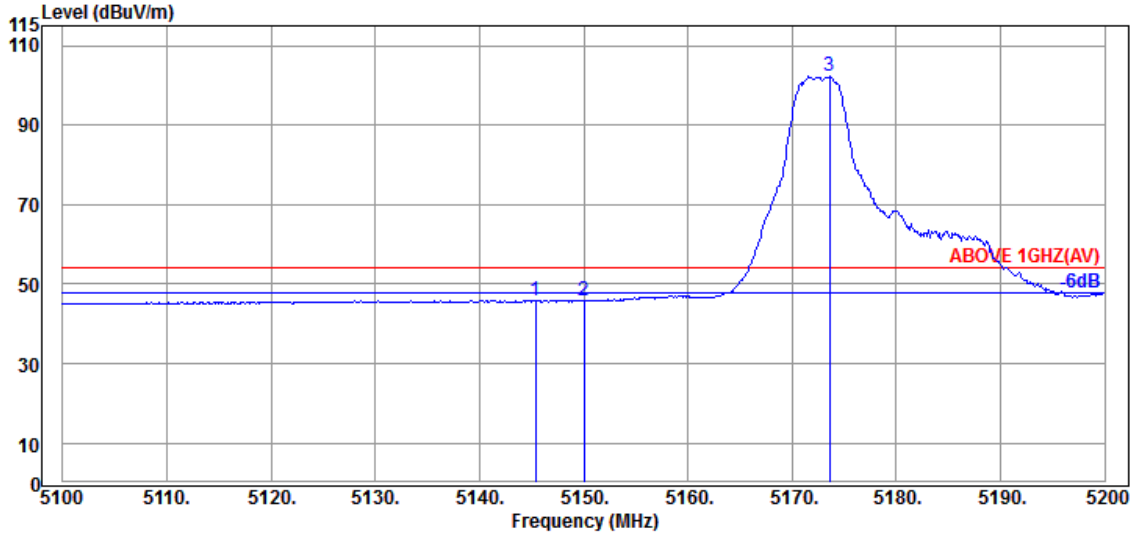

Antenna at Vertical Polarization

Emission Frequency (MHz)	Antenna Factor (dB/m)	Cable Loss (dB)	Preamp Gain (dB)	Read Level (dBμV)	Emission Level (dBμV/m)	Limits (dBμV/m)	Margin (dB)	Detector
5145.400	34.50	8.88	34.34	36.94	45.98	54.00	8.02	Average
5150.000	34.50	8.88	34.34	36.67	45.71	54.00	8.29	Average
@ 5173.600	34.63	8.90	34.32	93.05	102.26	---	---	Average

Remark: The "@" means fundamental frequency, it is ignored in this section.

This test report may be reproduced in full only. The document may only be updated by Audix Technology Corp. personnel. Any changes will be noted in the Document History section of the report.

Audix Technology Corp.
No. 491, Zhongfu Rd., Linkou Dist.,
New Taipei City244, Taiwan
Tel: +886 2 26099301
Fax: +886 2 26099303

Mode	802.11ax-HE20	U-NII Band	1
RU Configuration	106/53	Frequency	TX 5180MHz

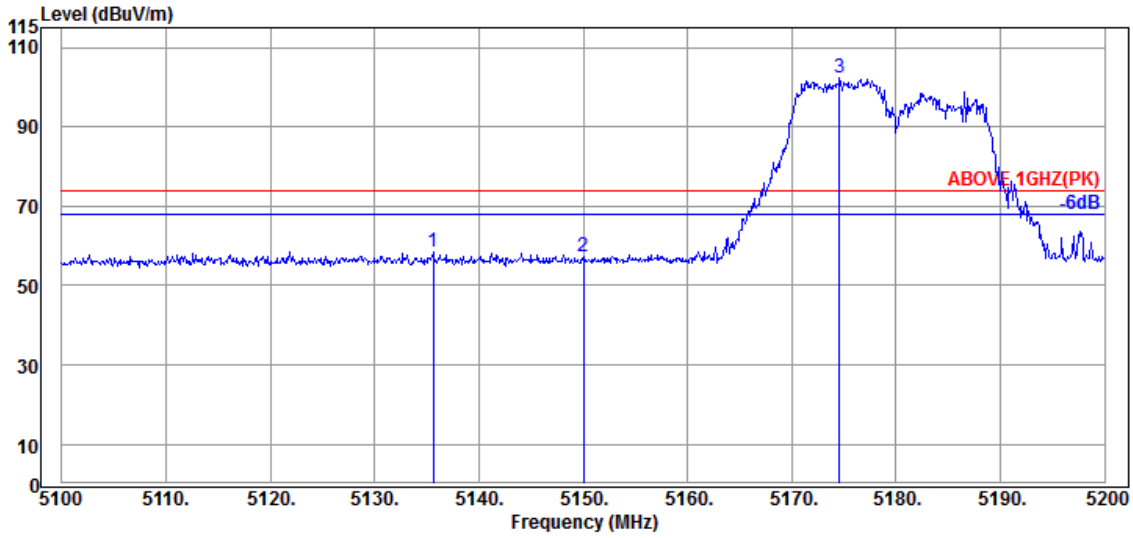

Antenna at Horizontal Polarization

	Emission Frequency (MHz)	Antenna Factor (dB/m)	Cable Loss (dB)	Preamp Gain (dB)	Read Level (dBμV)	Emission Level (dBμV/m)	Limits (dBμV/m)	Margin (dB)	Detector
	5135.600	34.40	8.88	34.34	49.64	58.58	74.00	15.42	Peak
	5150.000	34.50	8.88	34.34	48.40	57.44	74.00	16.56	Peak
@	5174.600	34.63	8.90	34.32	93.30	102.51	---	---	Peak

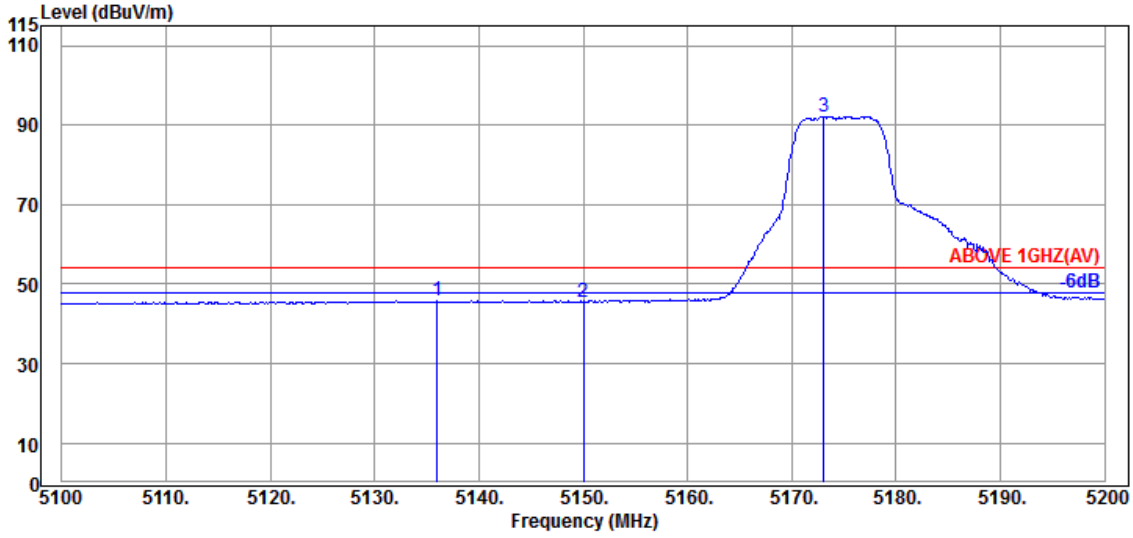

Antenna at Horizontal Polarization

	Emission Frequency (MHz)	Antenna Factor (dB/m)	Cable Loss (dB)	Preamp Gain (dB)	Read Level (dBμV)	Emission Level (dBμV/m)	Limits (dBμV/m)	Margin (dB)	Detector
	5136.000	34.40	8.88	34.34	36.83	45.77	54.00	8.23	Average
	5150.000	34.50	8.88	34.34	36.45	45.49	54.00	8.51	Average
@	5173.100	34.63	8.90	34.33	83.03	92.23	---	---	Average

Remark: The "@" means fundamental frequency, it is ignored in this section.

This test report may be reproduced in full only. The document may only be updated by Audix Technology Corp. personnel. Any changes will be noted in the Document History section of the report.

Audix Technology Corp.
No. 491, Zhongfu Rd., Linkou Dist.,
New Taipei City244, Taiwan
Tel: +886 2 26099301
Fax: +886 2 26099303

Mode	802.11ax-HE20	U-NII Band	1
RU Configuration	106/53	Frequency	TX 5180MHz

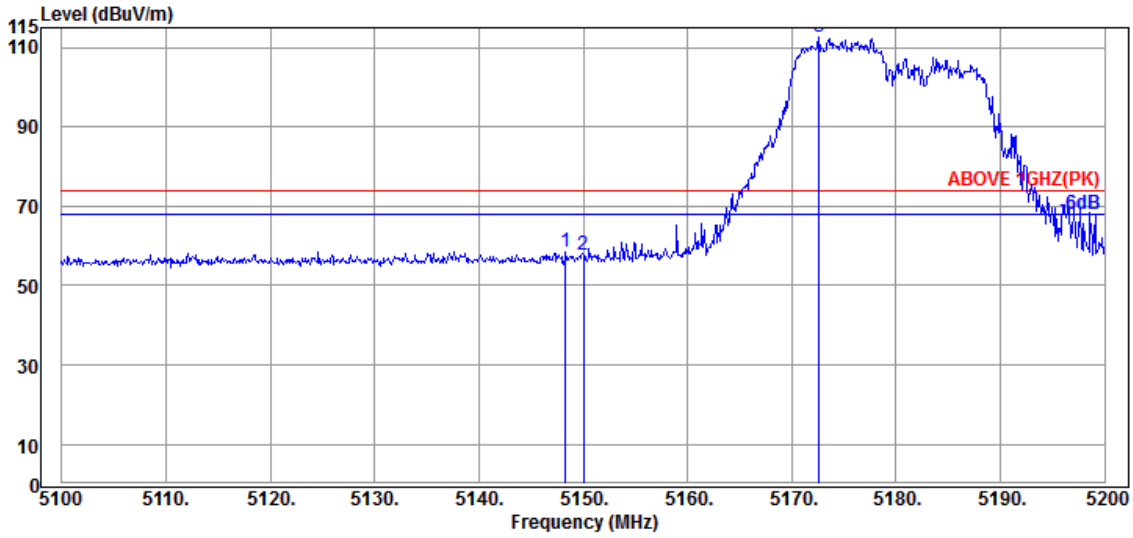

Antenna at Vertical Polarization

	Emission Frequency (MHz)	Antenna Factor (dB/m)	Cable Loss (dB)	Preamp Gain (dB)	Read Level (dBμV)	Emission Level (dBμV/m)	Limits (dBμV/m)	Margin (dB)	Detector
	5148.300	34.50	8.88	34.34	49.39	58.43	74.00	15.57	Peak
	5150.000	34.50	8.88	34.34	48.49	57.53	74.00	16.47	Peak
@	5172.600	34.63	8.90	34.33	103.34	112.54	---	---	Peak

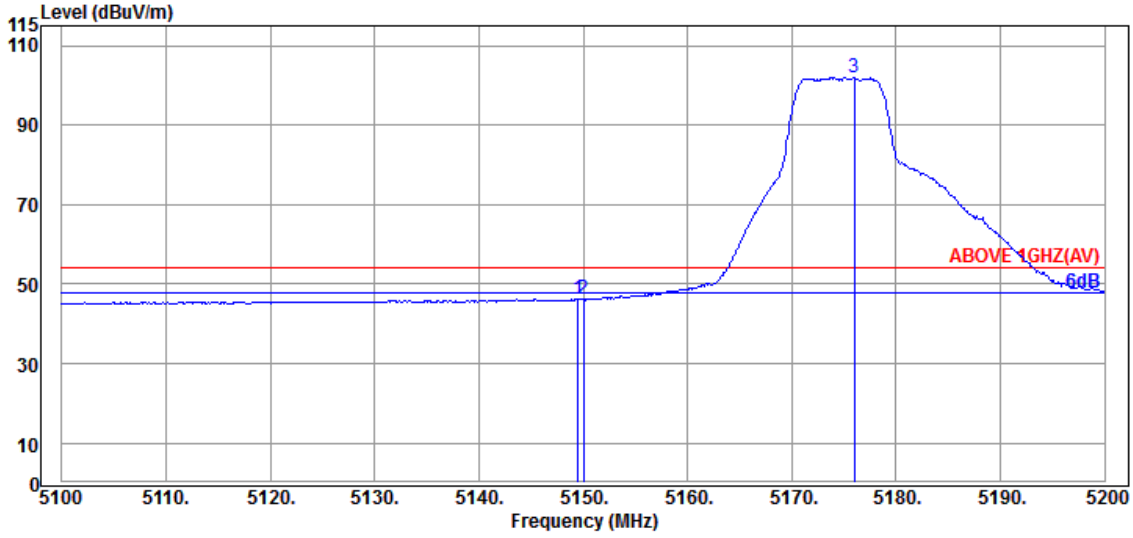

Antenna at Vertical Polarization

	Emission Frequency (MHz)	Antenna Factor (dB/m)	Cable Loss (dB)	Preamp Gain (dB)	Read Level (dBμV)	Emission Level (dBμV/m)	Limits (dBμV/m)	Margin (dB)	Detector
	5149.500	34.50	8.88	34.34	37.09	46.13	54.00	7.87	Average
	5150.000	34.50	8.88	34.34	37.07	46.11	54.00	7.89	Average
@	5176.000	34.63	8.90	34.32	92.71	101.92	---	---	Average

Remark: The "@" means fundamental frequency, it is ignored in this section.

This test report may be reproduced in full only. The document may only be updated by Audix Technology Corp. personnel. Any changes will be noted in the Document History section of the report.

Audix Technology Corp.
No. 491, Zhongfu Rd., Linkou Dist.,
New Taipei City244, Taiwan
Tel: +886 2 26099301
Fax: +886 2 26099303

Mode	802.11ax-HE20	U-NII Band	2A
RU Configuration	26/8	Frequency	TX 5320MHz

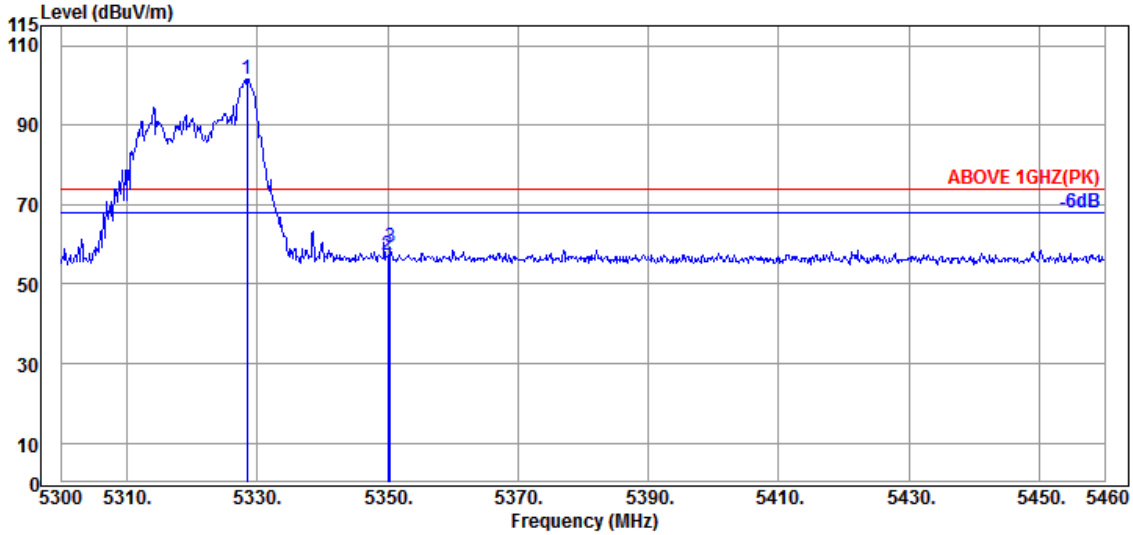

Antenna at Horizontal Polarization

Emission Frequency (MHz)	Antenna Factor (dB/m)	Cable Loss (dB)	Preamp Gain (dB)	Read Level (dBμV)	Emission Level (dBμV/m)	Limits (dBμV/m)	Margin (dB)	Detector
@ 5328.480	34.73	8.99	34.26	92.16	101.62	---	---	Peak
5350.080	34.90	8.99	34.26	47.50	57.13	74.00	16.87	Peak
5350.400	34.90	8.99	34.26	49.61	59.24	74.00	14.76	Peak

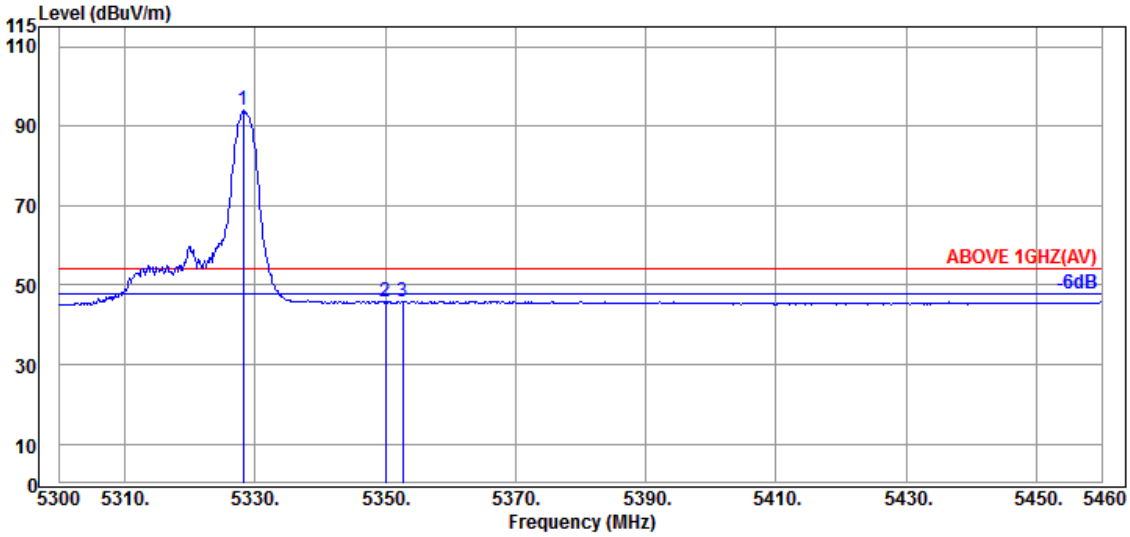

Antenna at Horizontal Polarization

Emission Frequency (MHz)	Antenna Factor (dB/m)	Cable Loss (dB)	Preamp Gain (dB)	Read Level (dBμV)	Emission Level (dBμV/m)	Limits (dBμV/m)	Margin (dB)	Detector
@ 5328.160	34.73	8.99	34.26	84.61	94.07	---	---	Average
5350.080	34.90	8.99	34.26	36.07	45.70	54.00	8.30	Average
5352.640	34.90	8.99	34.26	36.40	46.03	54.00	7.97	Average

Remark: The "@" means fundamental frequency, it is ignored in this section.

This test report may be reproduced in full only. The document may only be updated by Audix Technology Corp. personnel. Any changes will be noted in the Document History section of the report.

Audix Technology Corp.
No. 491, Zhongfu Rd., Linkou Dist.,
New Taipei City244, Taiwan
Tel: +886 2 26099301
Fax: +886 2 26099303

Mode	802.11ax-HE20	U-NII Band	2A
RU Configuration	26/8	Frequency	TX 5320MHz

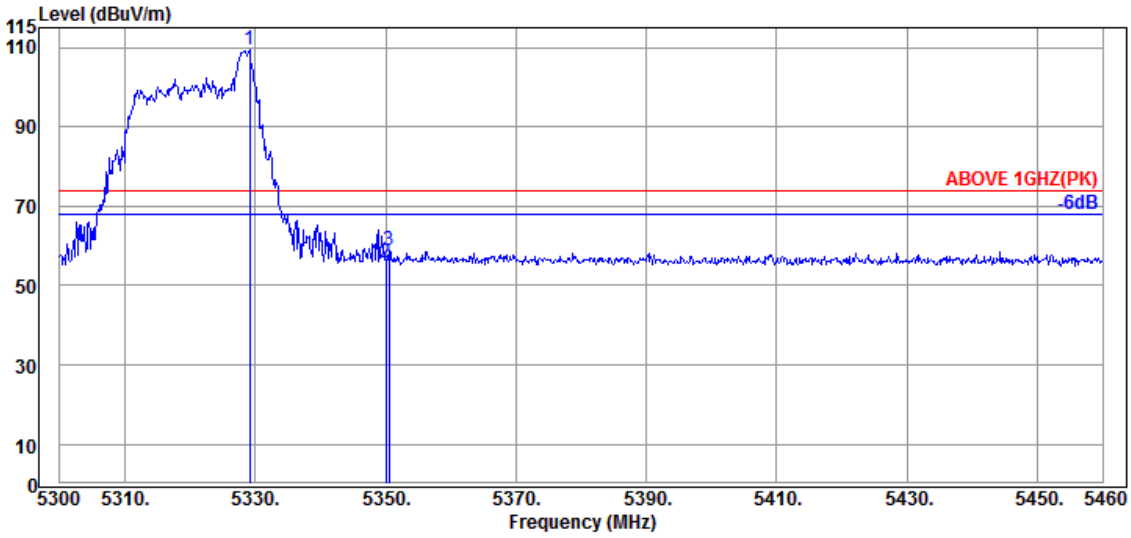

Antenna at Vertical Polarization

Emission Frequency (MHz)	Antenna Factor (dB/m)	Cable Loss (dB)	Preamp Gain (dB)	Read Level (dBμV)	Emission Level (dBμV/m)	Limits (dBμV/m)	Margin (dB)	Detector
@ 5329.120	34.73	8.99	34.26	100.20	109.66	---	---	Peak
5350.080	34.90	8.99	34.26	46.17	55.80	74.00	18.20	Peak
5350.560	34.90	8.99	34.26	49.14	58.77	74.00	15.23	Peak

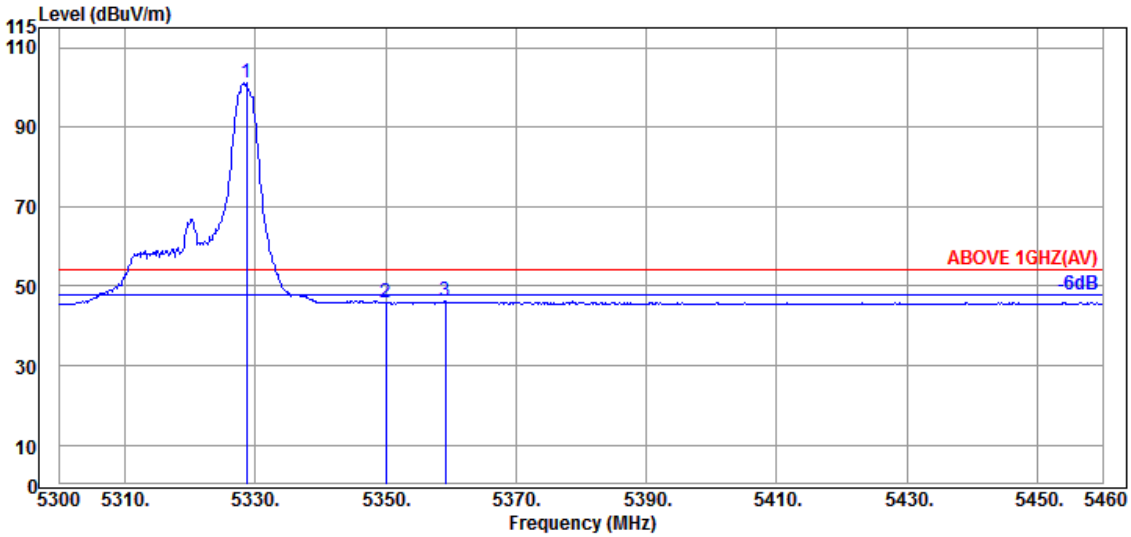

Antenna at Vertical Polarization

Emission Frequency (MHz)	Antenna Factor (dB/m)	Cable Loss (dB)	Preamp Gain (dB)	Read Level (dBμV)	Emission Level (dBμV/m)	Limits (dBμV/m)	Margin (dB)	Detector
@ 5328.640	34.73	8.99	34.26	91.84	101.30	---	---	Average
5350.080	34.90	8.99	34.26	36.41	46.04	54.00	7.96	Average
5359.200	34.87	9.00	34.26	36.58	46.19	54.00	7.81	Average

Remark: The "@" means fundamental frequency, it is ignored in this section.

This test report may be reproduced in full only. The document may only be updated by Audix Technology Corp. personnel. Any changes will be noted in the Document History section of the report.

Audix Technology Corp.
No. 491, Zhongfu Rd., Linkou Dist.,
New Taipei City244, Taiwan
Tel: +886 2 26099301
Fax: +886 2 26099303

Mode	802.11ax-HE20	U-NII Band	2A
RU Configuration	52/40	Frequency	TX 5320MHz

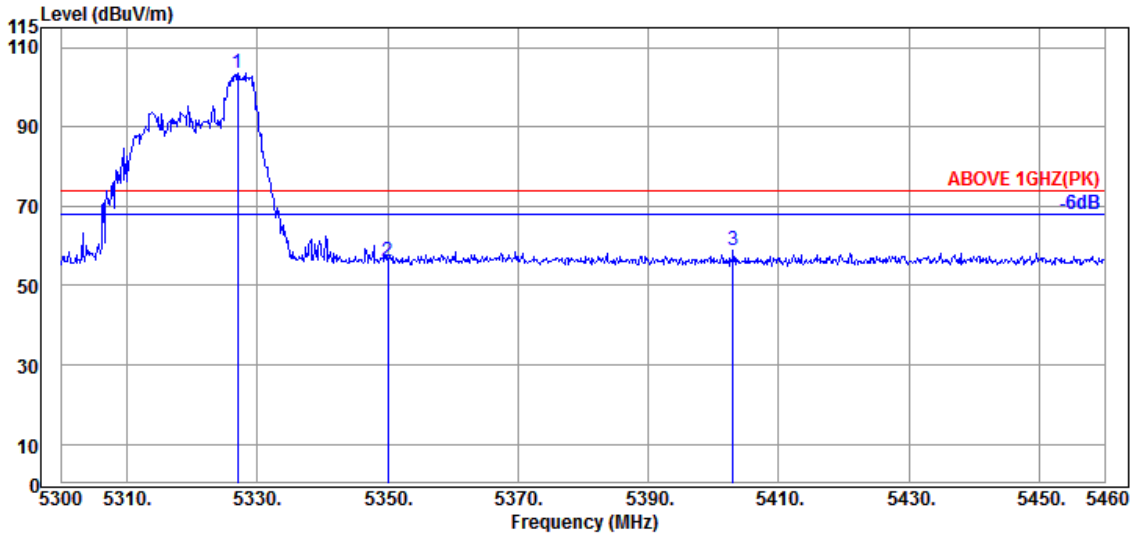

Antenna at Horizontal Polarization

Emission Frequency (MHz)	Antenna Factor (dB/m)	Cable Loss (dB)	Preamp Gain (dB)	Read Level (dBμV)	Emission Level (dBμV/m)	Limits (dBμV/m)	Margin (dB)	Detector
@ 5327.040	34.73	8.99	34.27	94.09	103.54	---	---	Peak
5350.080	34.90	8.99	34.26	46.46	56.09	74.00	17.91	Peak
5403.040	34.75	9.03	34.23	49.38	58.93	74.00	15.07	Peak

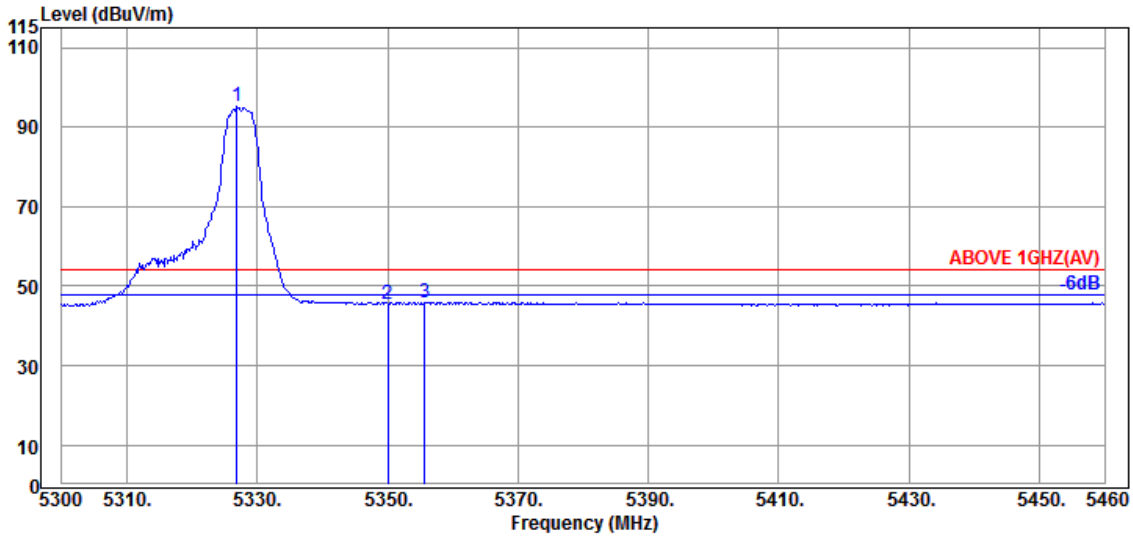

Antenna at Horizontal Polarization

Emission Frequency (MHz)	Antenna Factor (dB/m)	Cable Loss (dB)	Preamp Gain (dB)	Read Level (dBμV)	Emission Level (dBμV/m)	Limits (dBμV/m)	Margin (dB)	Detector
@ 5326.880	34.73	8.99	34.27	85.62	95.07	---	---	Average
5350.080	34.90	8.99	34.26	35.94	45.57	54.00	8.43	Average
5355.680	34.87	9.00	34.26	36.37	45.98	54.00	8.02	Average

Remark: The "@" means fundamental frequency, it is ignored in this section.

This test report may be reproduced in full only. The document may only be updated by Audix Technology Corp. personnel. Any changes will be noted in the Document History section of the report.

Audix Technology Corp.
No. 491, Zhongfu Rd., Linkou Dist.,
New Taipei City244, Taiwan
Tel: +886 2 26099301
Fax: +886 2 26099303

Mode	802.11ax-HE20	U-NII Band	2A
RU Configuration	52/40	Frequency	TX 5320MHz

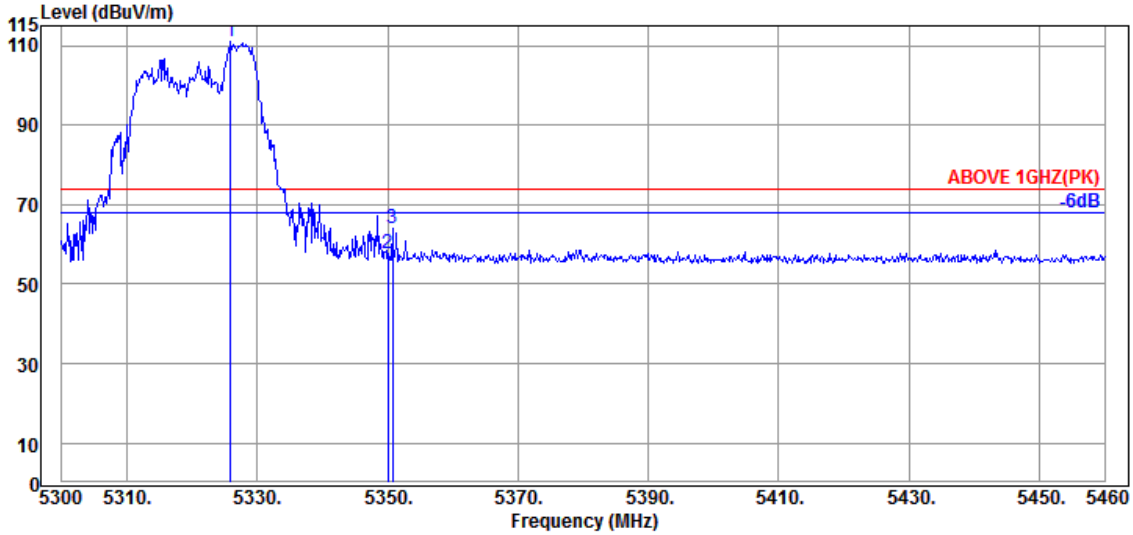

Antenna at Vertical Polarization

Emission Frequency (MHz)	Antenna Factor (dB/m)	Cable Loss (dB)	Preamp Gain (dB)	Read Level (dBμV)	Emission Level (dBμV/m)	Limits (dBμV/m)	Margin (dB)	Detector
@ 5325.920	34.73	8.99	34.27	101.46	110.91	---	---	Peak
5350.080	34.90	8.99	34.26	48.00	57.63	74.00	16.37	Peak
5350.720	34.90	8.99	34.26	54.42	64.05	74.00	9.95	Peak

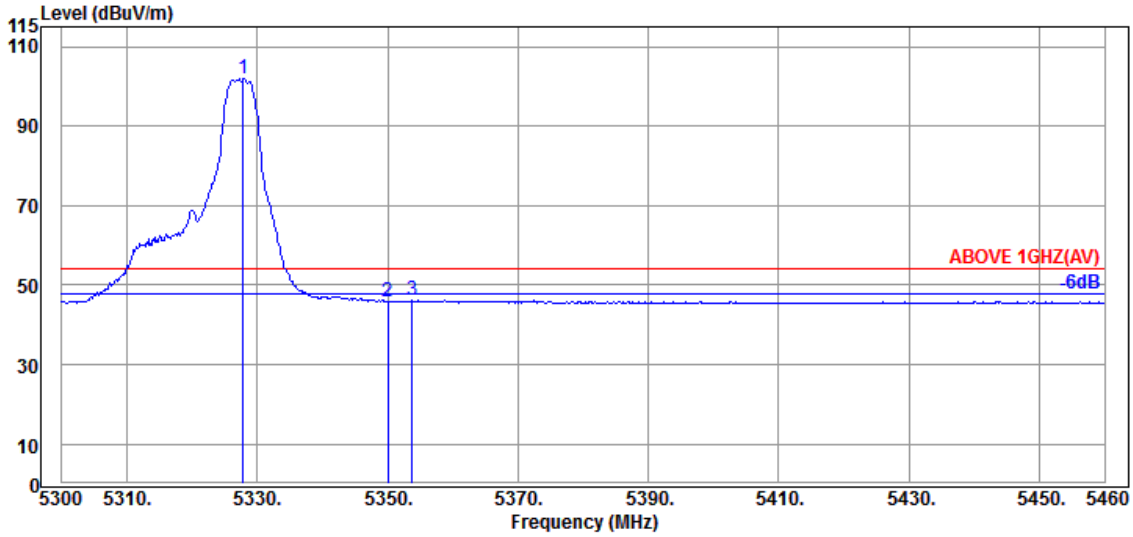

Antenna at Vertical Polarization

Emission Frequency (MHz)	Antenna Factor (dB/m)	Cable Loss (dB)	Preamp Gain (dB)	Read Level (dBμV)	Emission Level (dBμV/m)	Limits (dBμV/m)	Margin (dB)	Detector
@ 5327.840	34.73	8.99	34.27	92.62	102.07	---	---	Average
5350.080	34.90	8.99	34.26	36.12	45.75	54.00	8.25	Average
5353.760	34.90	8.99	34.26	36.51	46.14	54.00	7.86	Average

Remark: The "@" means fundamental frequency, it is ignored in this section.

This test report may be reproduced in full only. The document may only be updated by Audix Technology Corp. personnel. Any changes will be noted in the Document History section of the report.

Audix Technology Corp.
No. 491, Zhongfu Rd., Linkou Dist.,
New Taipei City244, Taiwan
Tel: +886 2 26099301
Fax: +886 2 26099303

Mode	802.11ax-HE20	U-NII Band	2A
RU Configuration	106/54	Frequency	TX 5320MHz

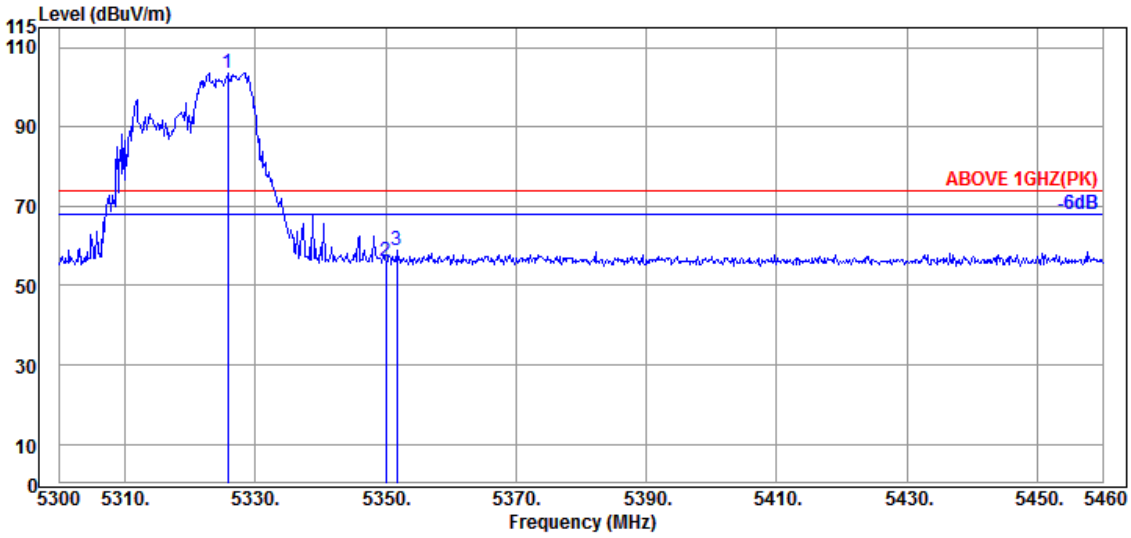

Antenna at Horizontal Polarization

Emission Frequency (MHz)	Antenna Factor (dB/m)	Cable Loss (dB)	Preamp Gain (dB)	Read Level (dBμV)	Emission Level (dBμV/m)	Limits (dBμV/m)	Margin (dB)	Detector
@ 5325.760	34.73	8.99	34.27	94.18	103.63	---	---	Peak
5350.080	34.90	8.99	34.26	46.59	56.22	74.00	17.78	Peak
5351.680	34.90	8.99	34.26	49.27	58.90	74.00	15.10	Peak

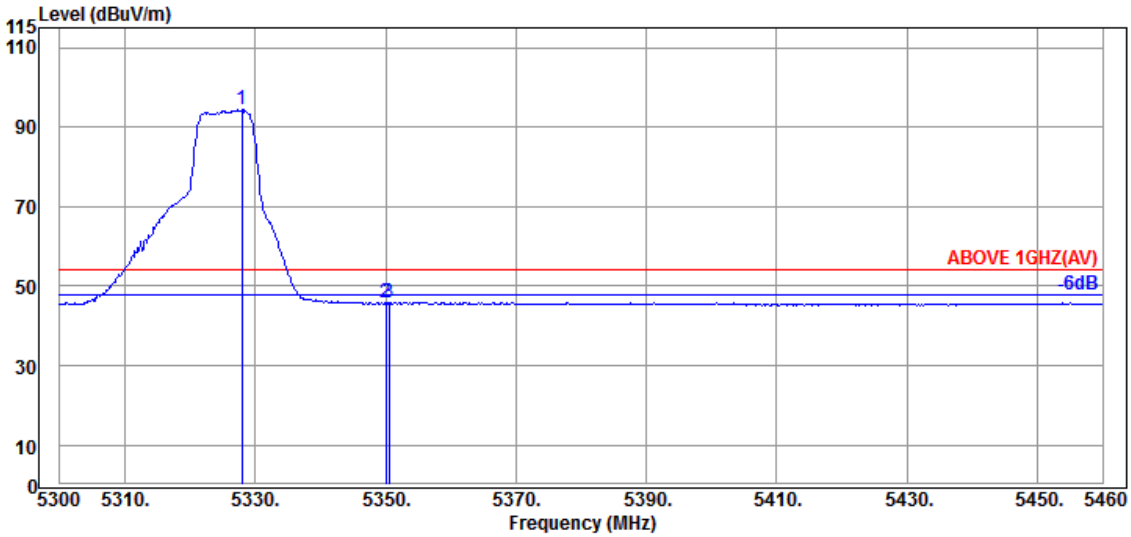

Antenna at Horizontal Polarization

Emission Frequency (MHz)	Antenna Factor (dB/m)	Cable Loss (dB)	Preamp Gain (dB)	Read Level (dBμV)	Emission Level (dBμV/m)	Limits (dBμV/m)	Margin (dB)	Detector
@ 5328.000	34.73	8.99	34.27	85.04	94.49	---	---	Average
5350.080	34.90	8.99	34.26	36.13	45.76	54.00	8.24	Average
5350.560	34.90	8.99	34.26	36.24	45.87	54.00	8.13	Average

Remark: The "@" means fundamental frequency, it is ignored in this section.

This test report may be reproduced in full only. The document may only be updated by Audix Technology Corp. personnel. Any changes will be noted in the Document History section of the report.

Audix Technology Corp.
No. 491, Zhongfu Rd., Linkou Dist.,
New Taipei City244, Taiwan
Tel: +886 2 26099301
Fax: +886 2 26099303

Mode	802.11ax-HE20	U-NII Band	2A
RU Configuration	106/54	Frequency	TX 5320MHz

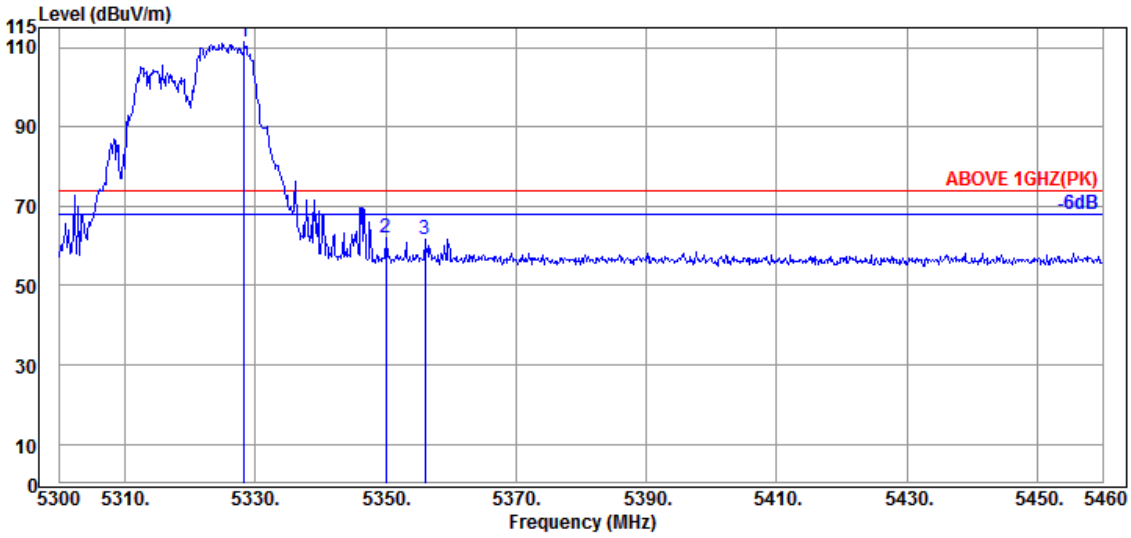

Antenna at Vertical Polarization

Emission Frequency (MHz)	Antenna Factor (dB/m)	Cable Loss (dB)	Preamp Gain (dB)	Read Level (dBμV)	Emission Level (dBμV/m)	Limits (dBμV/m)	Margin (dB)	Detector
@ 5328.320	34.73	8.99	34.26	101.92	111.38	---	---	Peak
5350.080	34.90	8.99	34.26	52.34	61.97	74.00	12.03	Peak
5356.000	34.87	9.00	34.26	51.91	61.52	74.00	12.48	Peak

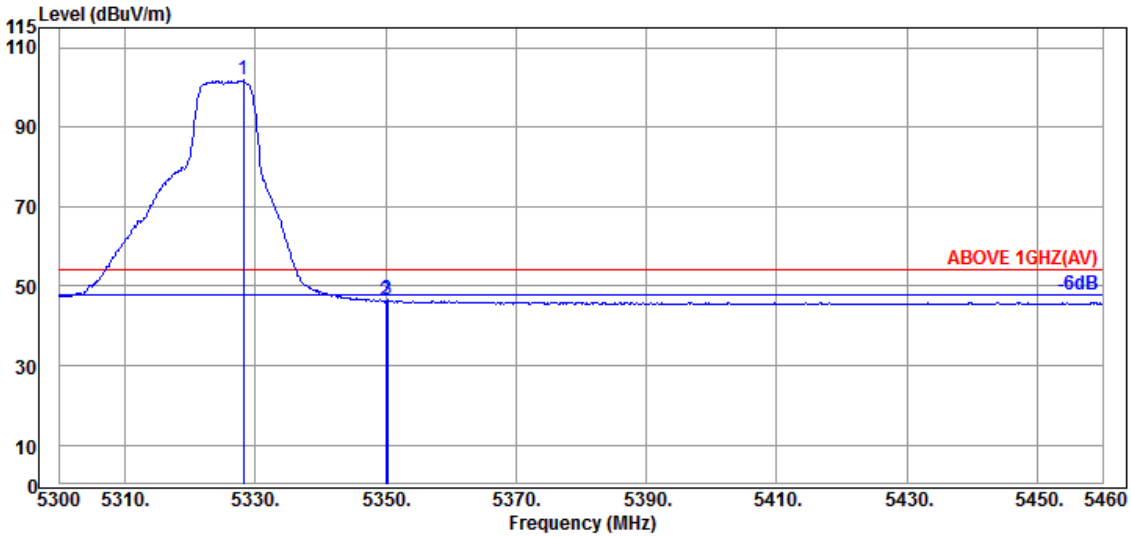

Antenna at Vertical Polarization

Emission Frequency (MHz)	Antenna Factor (dB/m)	Cable Loss (dB)	Preamp Gain (dB)	Read Level (dBμV)	Emission Level (dBμV/m)	Limits (dBμV/m)	Margin (dB)	Detector
@ 5328.160	34.73	8.99	34.26	92.31	101.77	---	---	Average
5350.080	34.90	8.99	34.26	36.76	46.39	54.00	7.61	Average
5350.240	34.90	8.99	34.26	36.82	46.45	54.00	7.55	Average

Remark: The "@" means fundamental frequency, it is ignored in this section.

This test report may be reproduced in full only. The document may only be updated by Audix Technology Corp. personnel. Any changes will be noted in the Document History section of the report.

Audix Technology Corp.
No. 491, Zhongfu Rd., Linkou Dist.,
New Taipei City244, Taiwan
Tel: +886 2 26099301
Fax: +886 2 26099303

Mode	802.11ax-HE20	U-NII Band	2C
RU Configuration	26/0	Frequency	TX 5500MHz

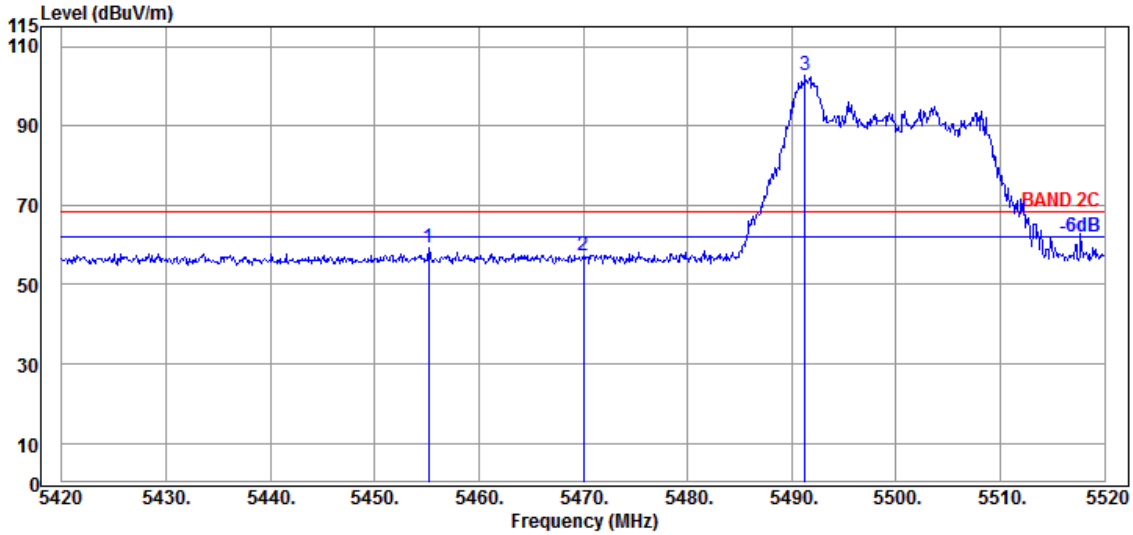

Antenna at Horizontal Polarization

	Emission Frequency (MHz)	Antenna Factor (dB/m)	Cable Loss (dB)	Preamp Gain (dB)	Read Level (dBμV)	Emission Level (dBμV/m)	Limits (dBμV/m)	Margin (dB)	Detector
	5455.200	34.60	9.05	34.21	49.73	59.17	68.20	9.03	Peak
	5470.000	34.63	9.06	34.21	47.82	57.30	68.20	10.90	Peak
@	5491.300	34.67	9.07	34.20	93.33	102.87	---	---	Peak

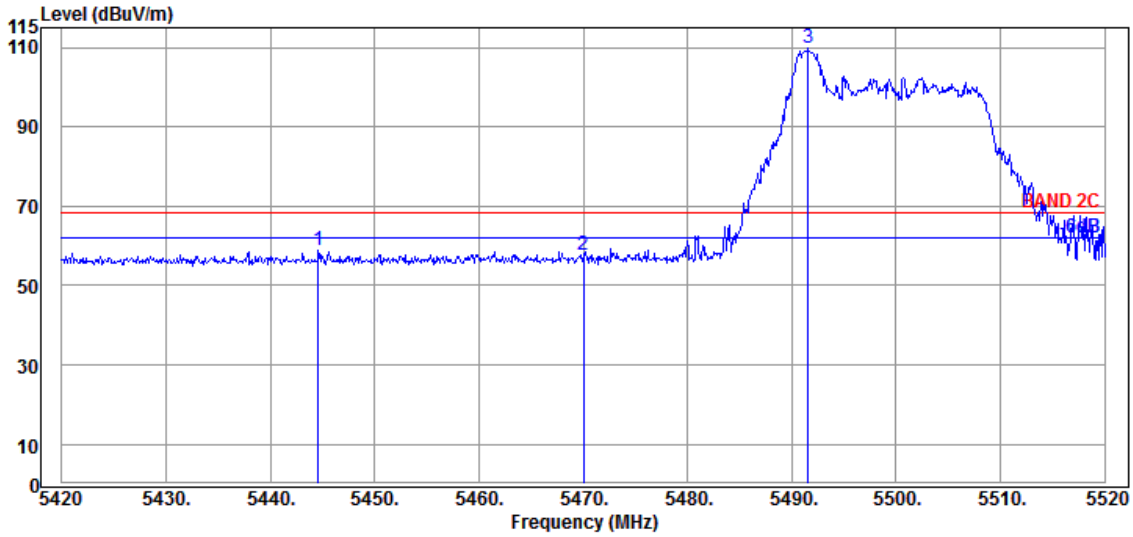

Antenna at Vertical Polarization

	Emission Frequency (MHz)	Antenna Factor (dB/m)	Cable Loss (dB)	Preamp Gain (dB)	Read Level (dBμV)	Emission Level (dBμV/m)	Limits (dBμV/m)	Margin (dB)	Detector
	5444.600	34.65	9.04	34.22	49.27	58.74	68.20	9.46	Peak
	5470.000	34.63	9.06	34.21	48.26	57.74	68.20	10.46	Peak
@	5491.600	34.67	9.07	34.20	100.26	109.80	---	---	Peak

Remark: The "@" means fundamental frequency, it is ignored in this section.

This test report may be reproduced in full only. The document may only be updated by Audix Technology Corp. personnel. Any changes will be noted in the Document History section of the report.

Audix Technology Corp.
No. 491, Zhongfu Rd., Linkou Dist.,
New Taipei City244, Taiwan
Tel: +886 2 26099301
Fax: +886 2 26099303

Mode	802.11ax-HE20	U-NII Band	2C
RU Configuration	26/0	Frequency	TX 5500MHz

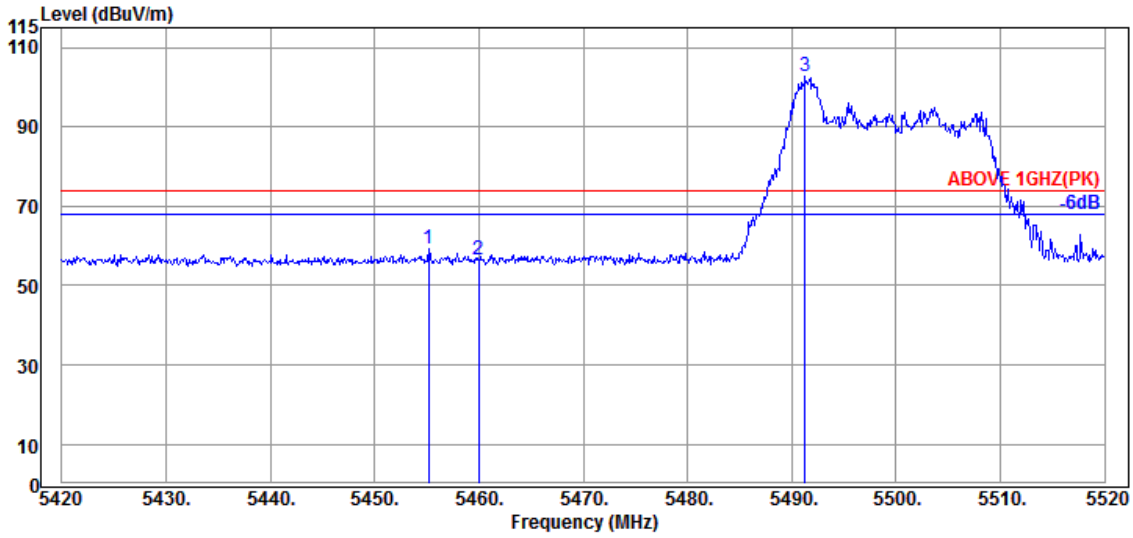

Antenna at Horizontal Polarization

	Emission Frequency (MHz)	Antenna Factor (dB/m)	Cable Loss (dB)	Preamp Gain (dB)	Read Level (dBμV)	Emission Level (dBμV/m)	Limits (dBμV/m)	Margin (dB)	Detector
	5455.200	34.60	9.05	34.21	49.73	59.17	74.00	14.83	Peak
	5460.000	34.60	9.05	34.21	46.92	56.36	74.00	17.64	Peak
@	5491.300	34.67	9.07	34.20	93.33	102.87	---	---	Peak

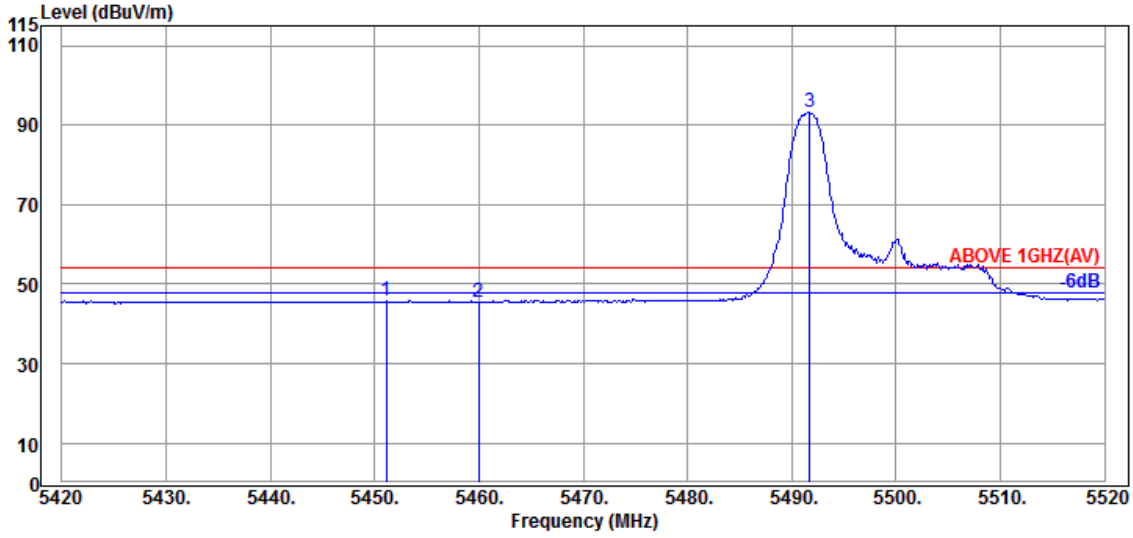

Antenna at Horizontal Polarization

	Emission Frequency (MHz)	Antenna Factor (dB/m)	Cable Loss (dB)	Preamp Gain (dB)	Read Level (dBμV)	Emission Level (dBμV/m)	Limits (dBμV/m)	Margin (dB)	Detector
	5451.100	34.60	9.05	34.22	36.32	45.75	54.00	8.25	Average
	5460.000	34.60	9.05	34.21	36.08	45.52	54.00	8.48	Average
@	5491.700	34.67	9.07	34.20	83.75	93.29	---	---	Average

Remark: The "@" means fundamental frequency, it is ignored in this section.

This test report may be reproduced in full only. The document may only be updated by Audix Technology Corp. personnel. Any changes will be noted in the Document History section of the report.

Audix Technology Corp.
No. 491, Zhongfu Rd., Linkou Dist.,
New Taipei City244, Taiwan
Tel: +886 2 26099301
Fax: +886 2 26099303

Mode	802.11ax-HE20	U-NII Band	2C
RU Configuration	26/0	Frequency	TX 5500MHz

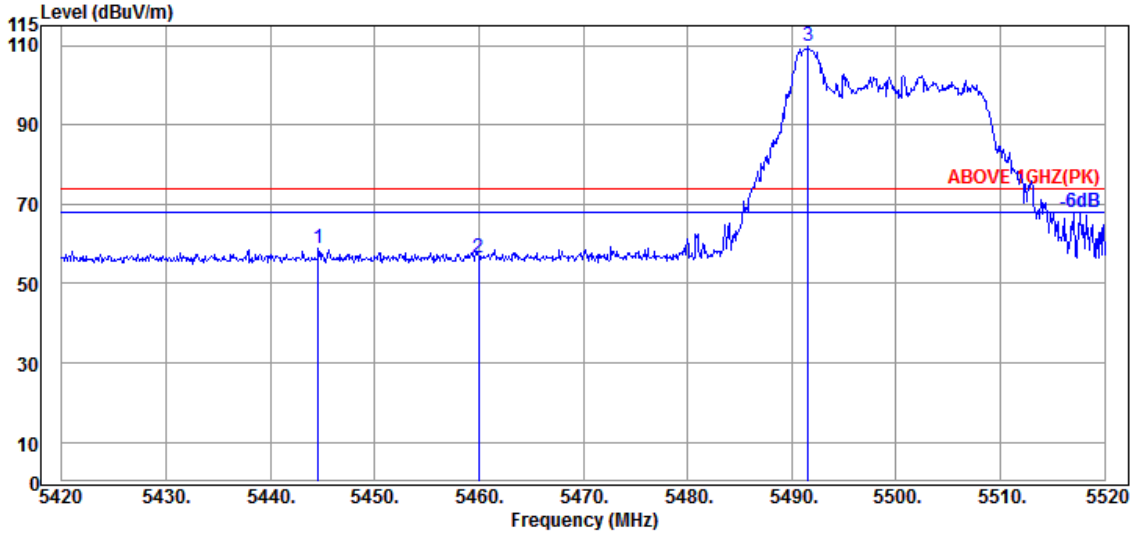

Antenna at Vertical Polarization

	Emission Frequency (MHz)	Antenna Factor (dB/m)	Cable Loss (dB)	Preamp Gain (dB)	Read Level (dBμV)	Emission Level (dBμV/m)	Limits (dBμV/m)	Margin (dB)	Detector
	5444.600	34.65	9.04	34.22	49.27	58.74	74.00	15.26	Peak
	5460.000	34.60	9.05	34.21	46.88	56.32	74.00	17.68	Peak
@	5491.600	34.67	9.07	34.20	100.26	109.80	---	---	Peak

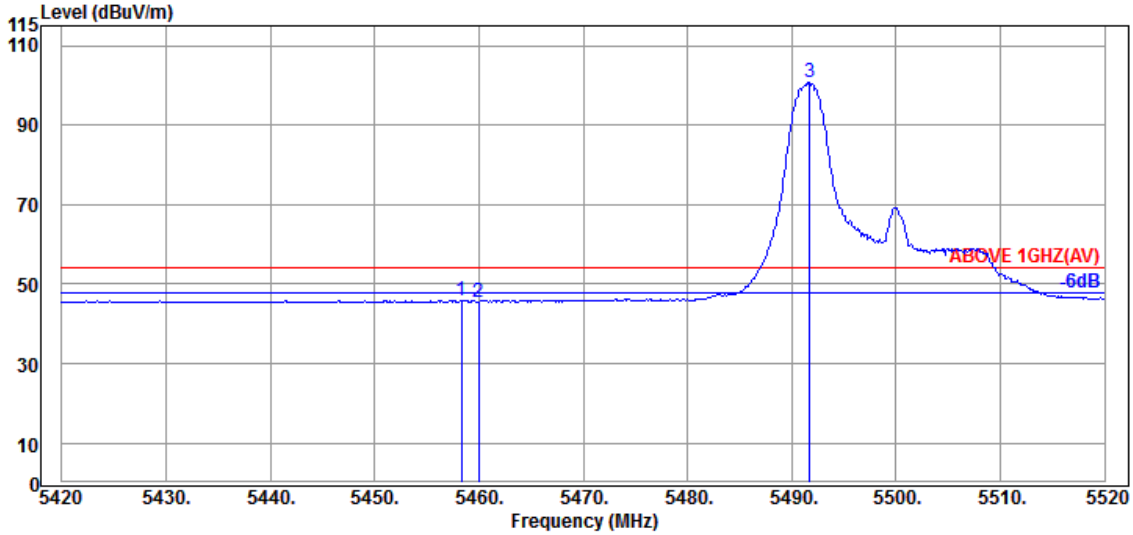

Antenna at Vertical Polarization

	Emission Frequency (MHz)	Antenna Factor (dB/m)	Cable Loss (dB)	Preamp Gain (dB)	Read Level (dBμV)	Emission Level (dBμV/m)	Limits (dBμV/m)	Margin (dB)	Detector
	5458.300	34.60	9.05	34.21	36.51	45.95	54.00	8.05	Average
	5460.000	34.60	9.05	34.21	36.19	45.63	54.00	8.37	Average
@	5491.700	34.67	9.07	34.20	91.05	100.59	---	---	Average

Remark: The "@" means fundamental frequency, it is ignored in this section..

This test report may be reproduced in full only. The document may only be updated by Audix Technology Corp. personnel. Any changes will be noted in the Document History section of the report.

Audix Technology Corp.
No. 491, Zhongfu Rd., Linkou Dist.,
New Taipei City244, Taiwan
Tel: +886 2 26099301
Fax: +886 2 26099303

Mode	802.11ax-HE20	U-NII Band	2C
RU Configuration	52/37	Frequency	TX 5500MHz

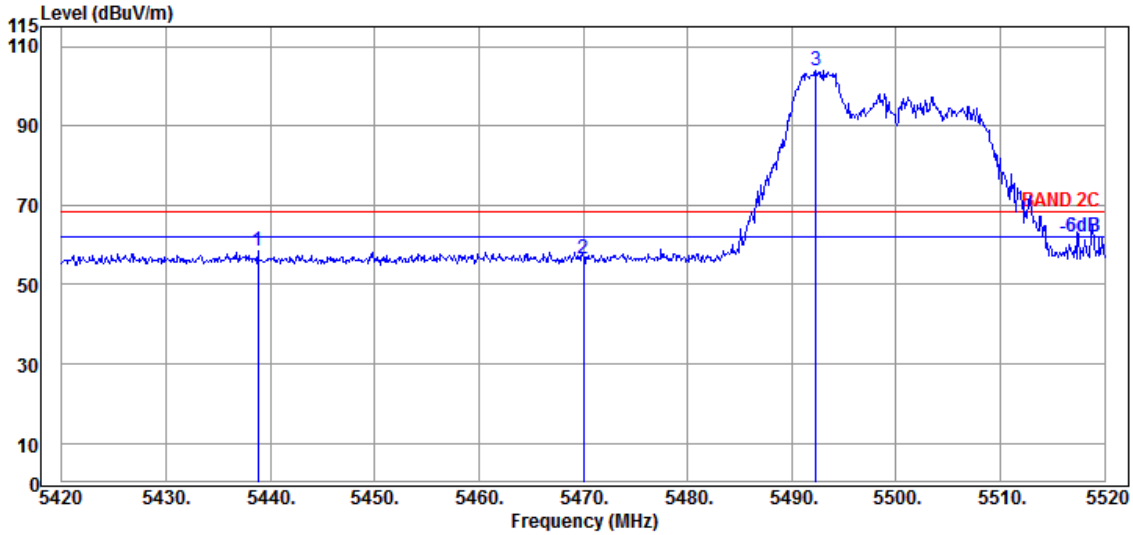

Antenna at Horizontal Polarization

	Emission Frequency (MHz)	Antenna Factor (dB/m)	Cable Loss (dB)	Preamp Gain (dB)	Read Level (dBμV)	Emission Level (dBμV/m)	Limits (dBμV/m)	Margin (dB)	Detector
	5438.800	34.65	9.04	34.22	48.91	58.38	68.20	9.82	Peak
	5470.000	34.63	9.06	34.21	47.05	56.53	68.20	11.67	Peak
@	5492.300	34.67	9.07	34.20	94.43	103.97	---	---	Peak

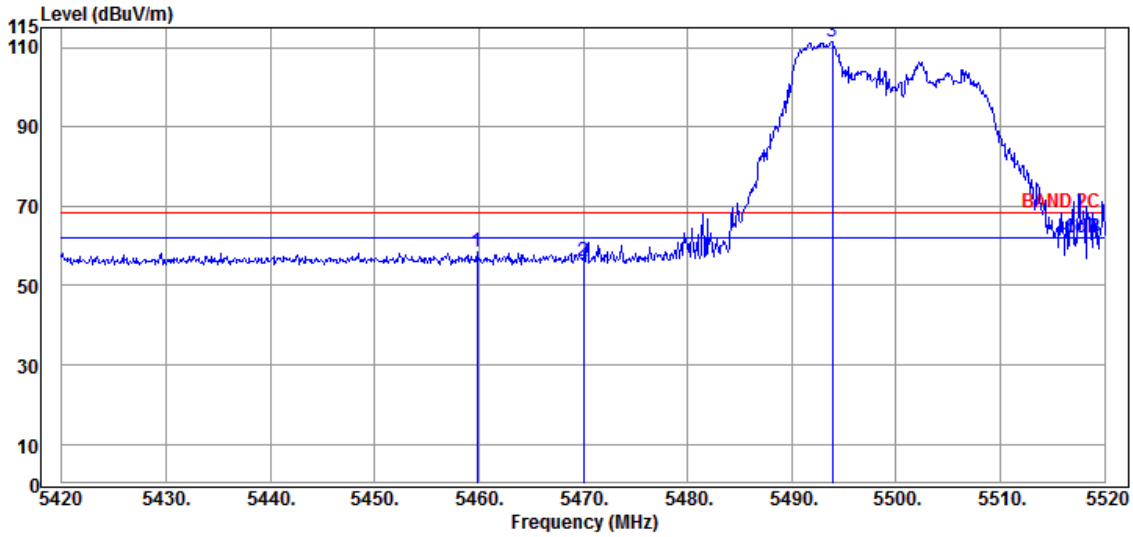

Antenna at Vertical Polarization

	Emission Frequency (MHz)	Antenna Factor (dB/m)	Cable Loss (dB)	Preamp Gain (dB)	Read Level (dBμV)	Emission Level (dBμV/m)	Limits (dBμV/m)	Margin (dB)	Detector
	5459.800	34.60	9.05	34.21	48.88	58.32	68.20	9.88	Peak
	5470.000	34.63	9.06	34.21	46.82	56.30	68.20	11.90	Peak
@	5493.900	34.67	9.07	34.20	101.89	111.43	---	---	Peak

Remark: The "@" means fundamental frequency, it is ignored in this section.

This test report may be reproduced in full only. The document may only be updated by Audix Technology Corp. personnel. Any changes will be noted in the Document History section of the report.

Audix Technology Corp.
No. 491, Zhongfu Rd., Linkou Dist.,
New Taipei City244, Taiwan
Tel: +886 2 26099301
Fax: +886 2 26099303

Mode	802.11ax-HE20	U-NII Band	2C
RU Configuration	52/37	Frequency	TX 5500MHz

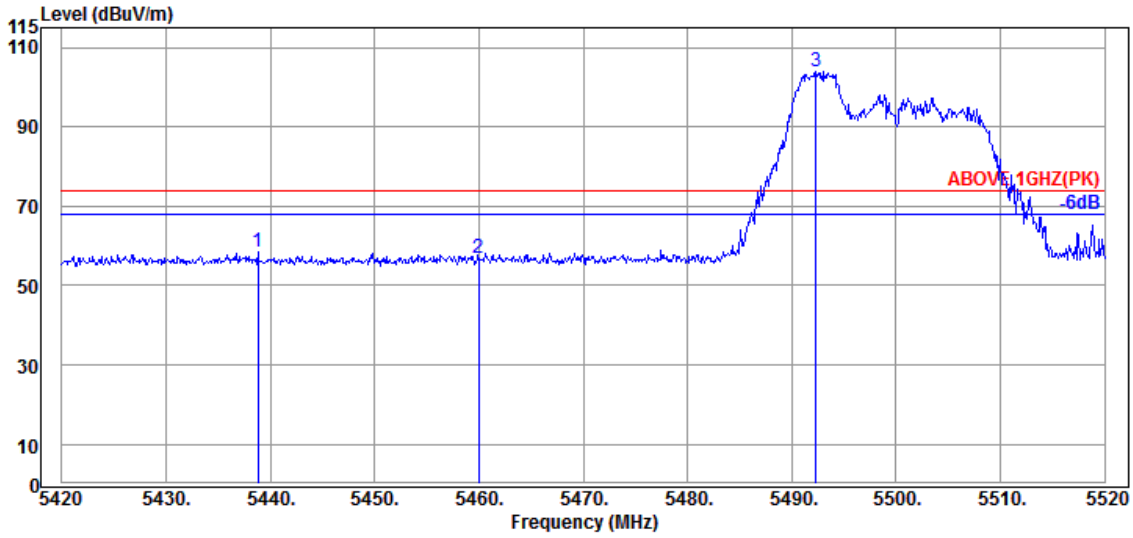

Antenna at Horizontal Polarization

	Emission Frequency (MHz)	Antenna Factor (dB/m)	Cable Loss (dB)	Preamp Gain (dB)	Read Level (dBμV)	Emission Level (dBμV/m)	Limits (dBμV/m)	Margin (dB)	Detector
	5438.800	34.65	9.04	34.22	48.91	58.38	74.00	15.62	Peak
	5460.000	34.60	9.05	34.21	47.56	57.00	74.00	17.00	Peak
@	5492.300	34.67	9.07	34.20	94.43	103.97	---	---	Peak

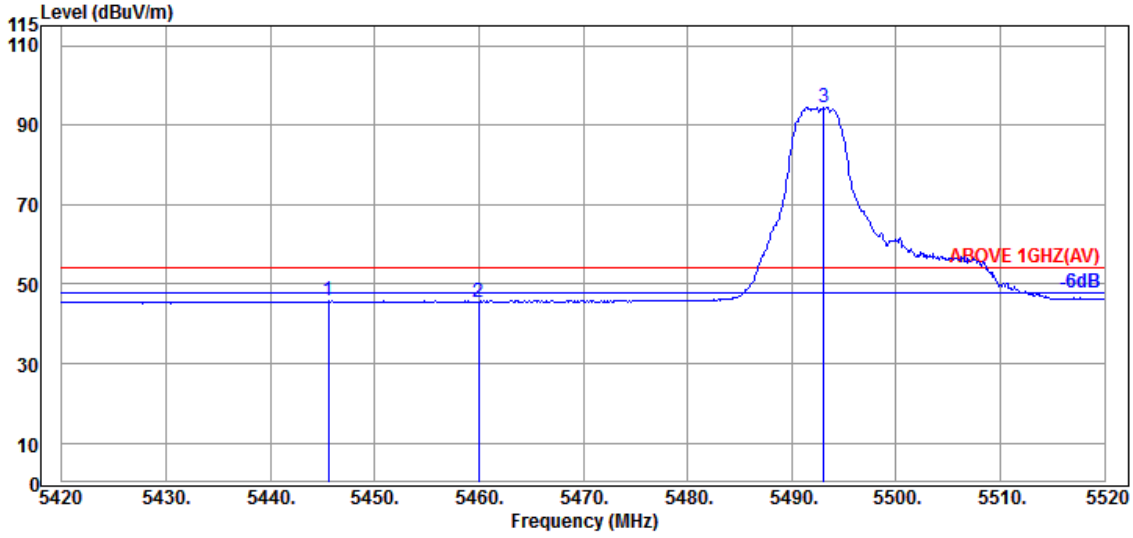

Antenna at Horizontal Polarization

	Emission Frequency (MHz)	Antenna Factor (dB/m)	Cable Loss (dB)	Preamp Gain (dB)	Read Level (dBμV)	Emission Level (dBμV/m)	Limits (dBμV/m)	Margin (dB)	Detector
	5445.600	34.65	9.04	34.22	36.32	45.79	54.00	8.21	Average
	5460.000	34.60	9.05	34.21	36.09	45.53	54.00	8.47	Average
@	5493.100	34.67	9.07	34.20	84.98	94.52	---	---	Average

Remark: The "@" means fundamental frequency, it is ignored in this section.

This test report may be reproduced in full only. The document may only be updated by Audix Technology Corp. personnel. Any changes will be noted in the Document History section of the report.

Audix Technology Corp.
No. 491, Zhongfu Rd., Linkou Dist.,
New Taipei City244, Taiwan
Tel: +886 2 26099301
Fax: +886 2 26099303

Mode	802.11ax-HE20	U-NII Band	2C
RU Configuration	52/37	Frequency	TX 5500MHz

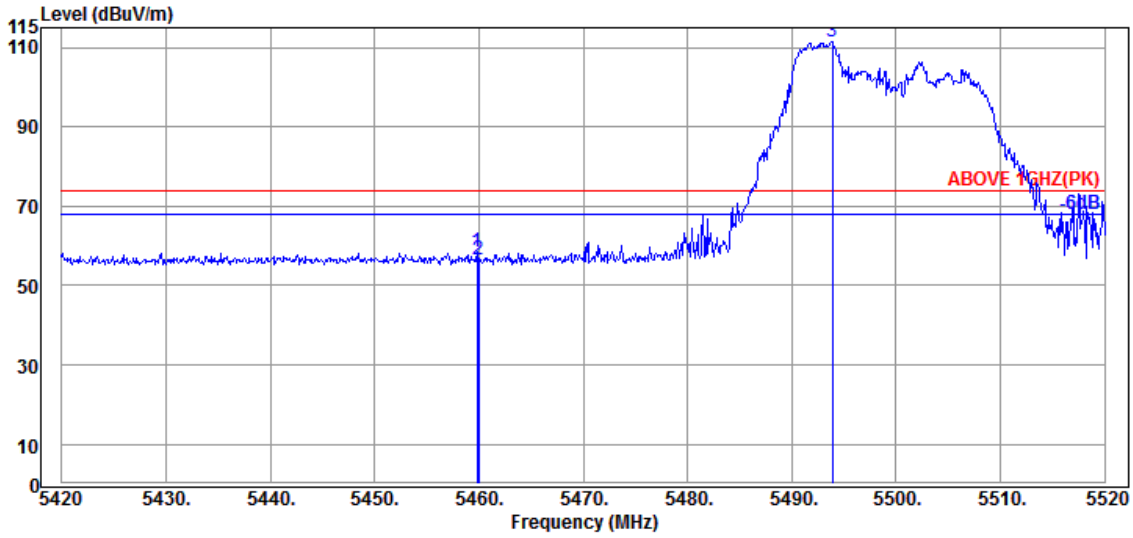

Antenna at Vertical Polarization

	Emission Frequency (MHz)	Antenna Factor (dB/m)	Cable Loss (dB)	Preamp Gain (dB)	Read Level (dBμV)	Emission Level (dBμV/m)	Limits (dBμV/m)	Margin (dB)	Detector
	5459.800	34.60	9.05	34.21	48.88	58.32	74.00	15.68	Peak
	5460.000	34.60	9.05	34.21	46.91	56.35	74.00	17.65	Peak
@	5493.900	34.67	9.07	34.20	101.89	111.43	---	---	Peak

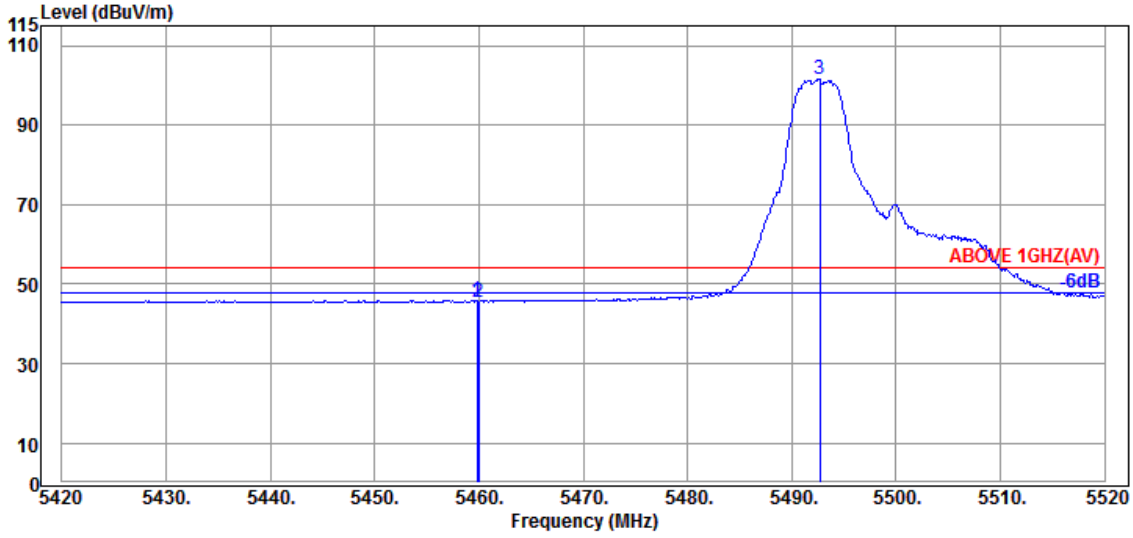

Antenna at Vertical Polarization

	Emission Frequency (MHz)	Antenna Factor (dB/m)	Cable Loss (dB)	Preamp Gain (dB)	Read Level (dBμV)	Emission Level (dBμV/m)	Limits (dBμV/m)	Margin (dB)	Detector
	5459.800	34.60	9.05	34.21	36.49	45.93	54.00	8.07	Average
	5460.000	34.60	9.05	34.21	36.12	45.56	54.00	8.44	Average
@	5492.700	34.67	9.07	34.20	91.91	101.45	---	---	Average

Remark: The "@" means fundamental frequency, it is ignored in this section.

This test report may be reproduced in full only. The document may only be updated by Audix Technology Corp. personnel. Any changes will be noted in the Document History section of the report.

Audix Technology Corp.
No. 491, Zhongfu Rd., Linkou Dist.,
New Taipei City244, Taiwan
Tel: +886 2 26099301
Fax: +886 2 26099303

Mode	802.11ax-HE20	U-NII Band	2C
RU Configuration	106/53	Frequency	TX 5500MHz

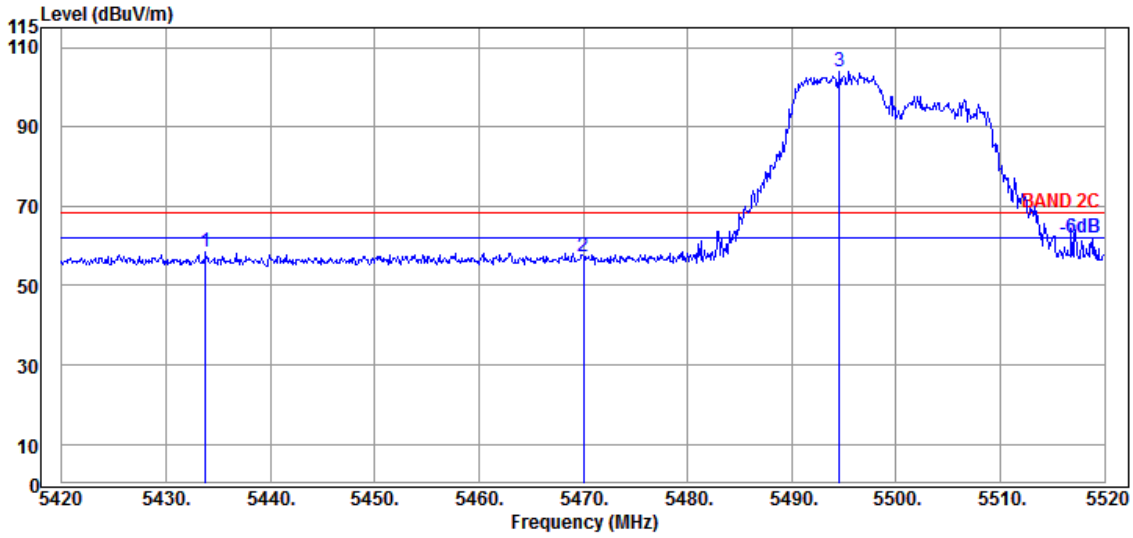

Antenna at Horizontal Polarization

	Emission Frequency (MHz)	Antenna Factor (dB/m)	Cable Loss (dB)	Preamp Gain (dB)	Read Level (dBμV)	Emission Level (dBμV/m)	Limits (dBμV/m)	Margin (dB)	Detector
	5433.800	34.65	9.04	34.23	49.00	58.46	68.20	9.74	Peak
	5470.000	34.63	9.06	34.21	47.64	57.12	68.20	11.08	Peak
@	5494.600	34.67	9.07	34.20	94.55	104.09	---	---	Peak

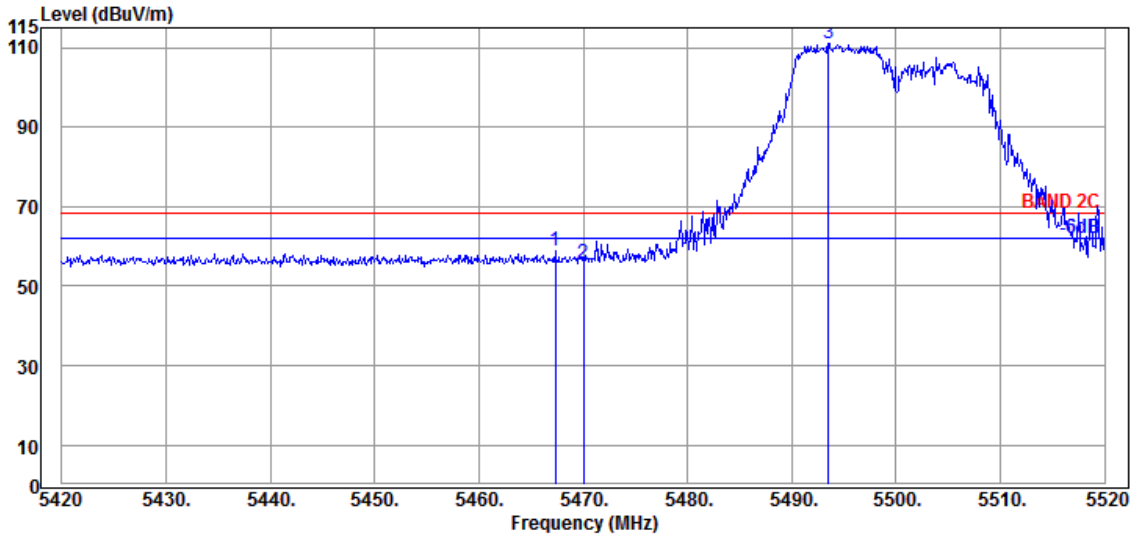

Antenna at Vertical Polarization

	Emission Frequency (MHz)	Antenna Factor (dB/m)	Cable Loss (dB)	Preamp Gain (dB)	Read Level (dBμV)	Emission Level (dBμV/m)	Limits (dBμV/m)	Margin (dB)	Detector
	5467.300	34.63	9.06	34.21	49.54	59.02	68.20	9.18	Peak
	5470.000	34.63	9.06	34.21	46.43	55.91	68.20	12.29	Peak
@	5493.500	34.67	9.07	34.20	101.54	111.08	---	---	Peak

Remark: The "@" means fundamental frequency, it is ignored in this section.

This test report may be reproduced in full only. The document may only be updated by Audix Technology Corp. personnel. Any changes will be noted in the Document History section of the report.

Audix Technology Corp.
No. 491, Zhongfu Rd., Linkou Dist.,
New Taipei City244, Taiwan
Tel: +886 2 26099301
Fax: +886 2 26099303

Mode	802.11ax-HE20	U-NII Band	2C
RU Configuration	106/53	Frequency	TX 5500MHz

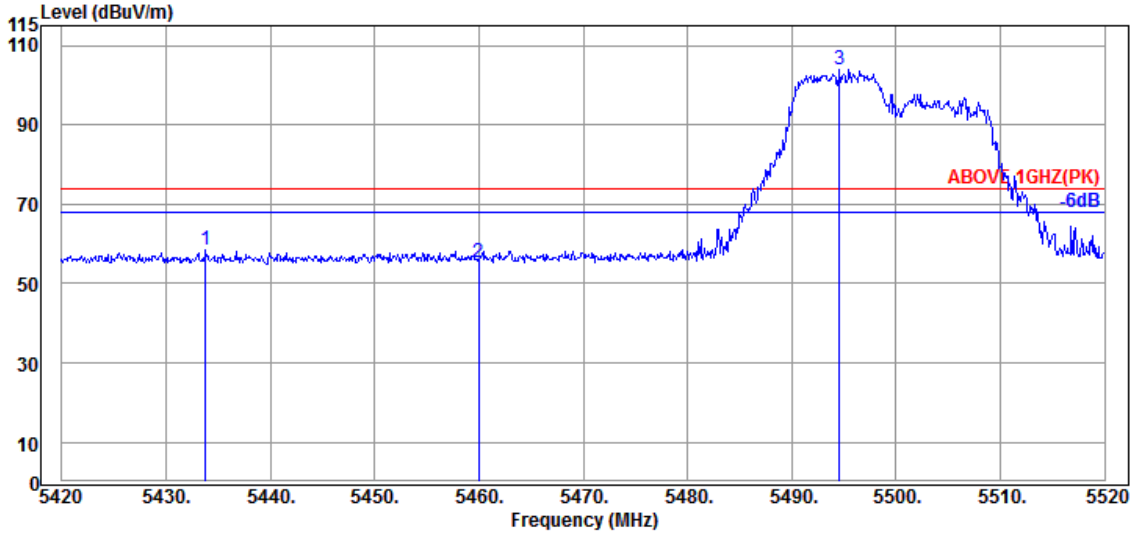

Antenna at Horizontal Polarization

	Emission Frequency (MHz)	Antenna Factor (dB/m)	Cable Loss (dB)	Preamp Gain (dB)	Read Level (dBμV)	Emission Level (dBμV/m)	Limits (dBμV/m)	Margin (dB)	Detector
	5433.800	34.65	9.04	34.23	49.00	58.46	74.00	15.54	Peak
	5460.000	34.60	9.05	34.21	45.79	55.23	74.00	18.77	Peak
@	5494.600	34.67	9.07	34.20	94.55	104.09	---	---	Peak

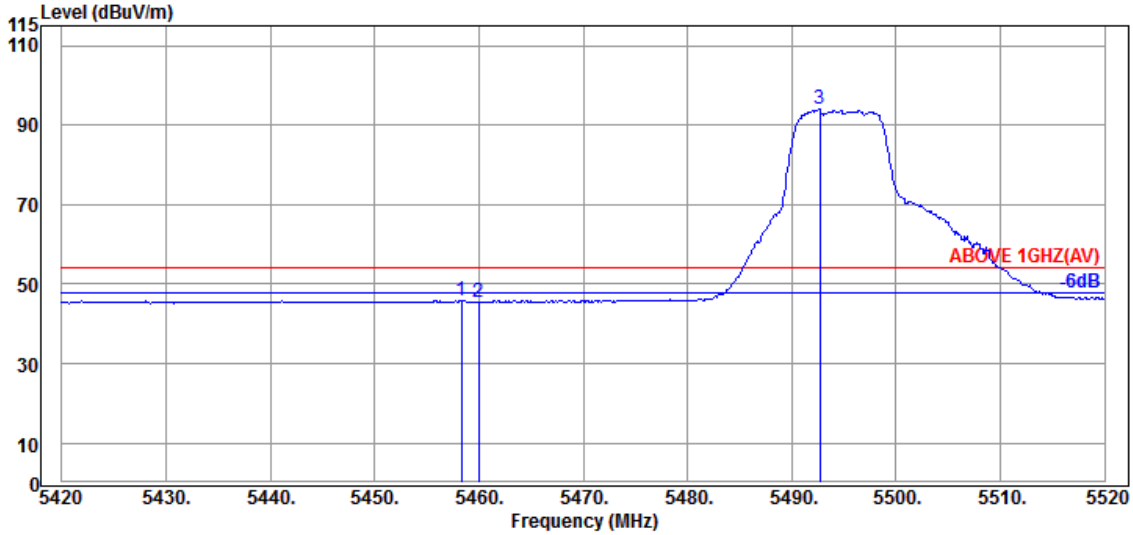

Antenna at Horizontal Polarization

	Emission Frequency (MHz)	Antenna Factor (dB/m)	Cable Loss (dB)	Preamp Gain (dB)	Read Level (dBμV)	Emission Level (dBμV/m)	Limits (dBμV/m)	Margin (dB)	Detector
	5458.300	34.60	9.05	34.21	36.37	45.81	54.00	8.19	Average
	5460.000	34.60	9.05	34.21	36.08	45.52	54.00	8.48	Average
@	5492.700	34.67	9.07	34.20	84.38	93.92	---	---	Average

Remark: The "@" means fundamental frequency, it is ignored in this section.

This test report may be reproduced in full only. The document may only be updated by Audix Technology Corp. personnel. Any changes will be noted in the Document History section of the report.

Audix Technology Corp.
No. 491, Zhongfu Rd., Linkou Dist.,
New Taipei City244, Taiwan
Tel: +886 2 26099301
Fax: +886 2 26099303

Mode	802.11ax-HE20	U-NII Band	2C
RU Configuration	106/53	Frequency	TX 5500MHz

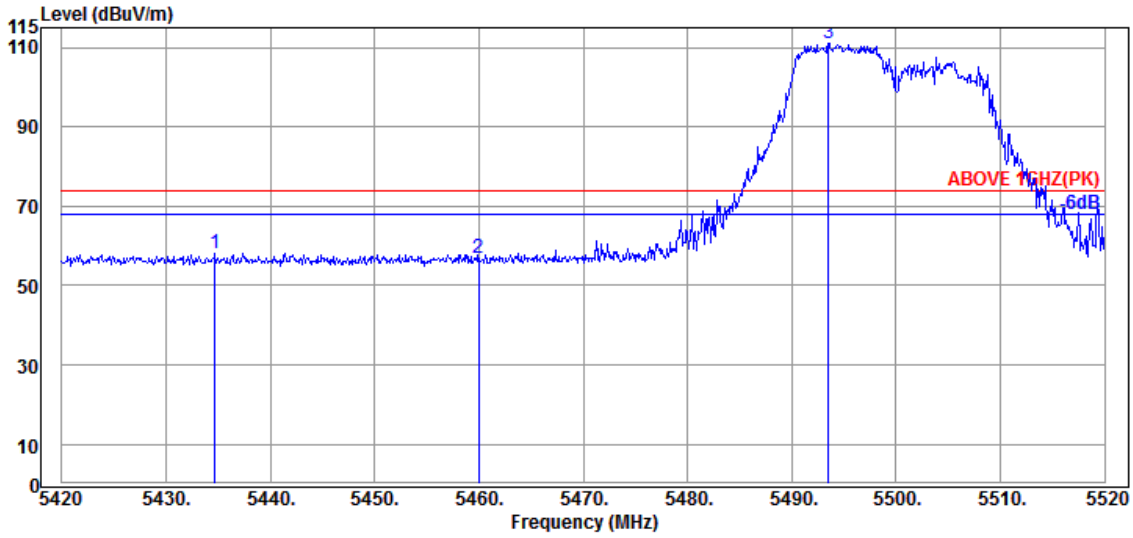

Antenna at Vertical Polarization

	Emission Frequency (MHz)	Antenna Factor (dB/m)	Cable Loss (dB)	Preamp Gain (dB)	Read Level (dBμV)	Emission Level (dBμV/m)	Limits (dBμV/m)	Margin (dB)	Detector
	5434.700	34.65	9.04	34.22	48.51	57.98	74.00	16.02	Peak
	5460.000	34.60	9.05	34.21	47.53	56.97	74.00	17.03	Peak
@	5493.500	34.67	9.07	34.20	101.54	111.08	---	---	Peak

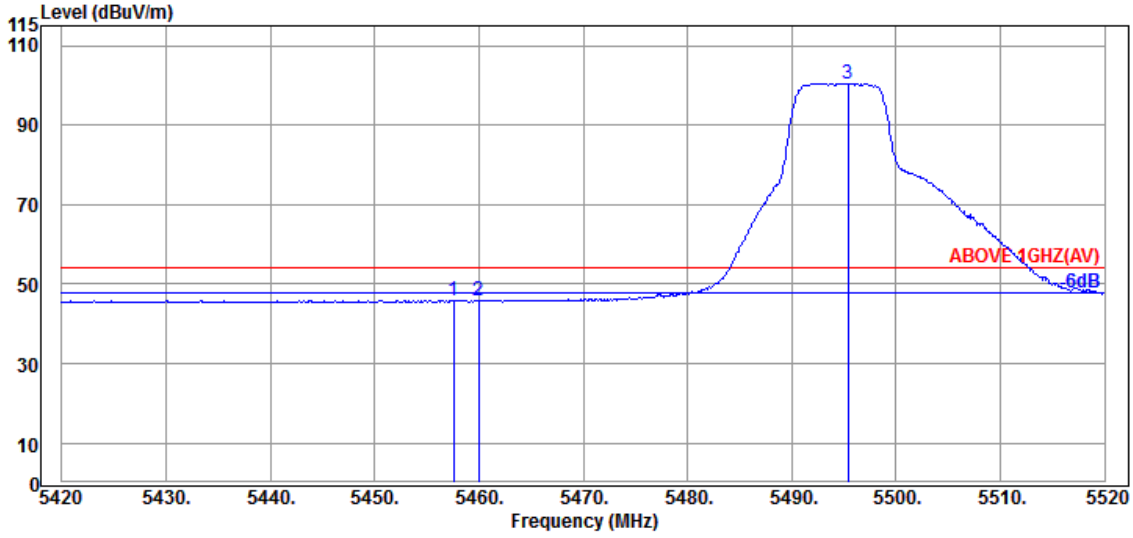

Antenna at Vertical Polarization

	Emission Frequency (MHz)	Antenna Factor (dB/m)	Cable Loss (dB)	Preamp Gain (dB)	Read Level (dBμV)	Emission Level (dBμV/m)	Limits (dBμV/m)	Margin (dB)	Detector
	5457.600	34.60	9.05	34.21	36.56	46.00	54.00	8.00	Average
	5460.000	34.60	9.05	34.21	36.29	45.73	54.00	8.27	Average
@	5495.400	34.70	9.08	34.20	90.96	100.54	---	---	Average

Remark: The "@" means fundamental frequency, it is ignored in this section.

This test report may be reproduced in full only. The document may only be updated by Audix Technology Corp. personnel. Any changes will be noted in the Document History section of the report.

Audix Technology Corp.
No. 491, Zhongfu Rd., Linkou Dist.,
New Taipei City244, Taiwan
Tel: +886 2 26099301
Fax: +886 2 26099303

Mode	802.11ax-HE20	U-NII Band	2C
RU Configuration	26/8	Frequency	TX 5700MHz

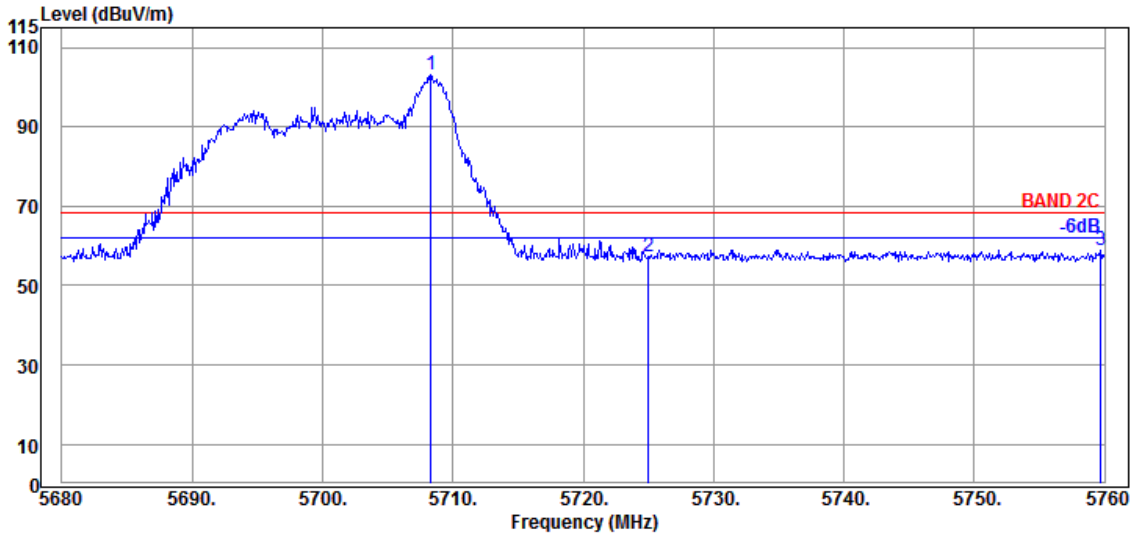

Antenna at Horizontal Polarization

Emission Frequency (MHz)	Antenna Factor (dB/m)	Cable Loss (dB)	Preamp Gain (dB)	Read Level (dBμV)	Emission Level (dBμV/m)	Limits (dBμV/m)	Margin (dB)	Detector
@ 5708.320	34.80	9.19	34.30	93.49	103.18	---	---	Peak
5725.040	34.90	9.20	34.30	47.44	57.24	68.20	10.96	Peak
5759.680	35.03	9.21	34.32	49.12	59.04	68.20	9.16	Peak

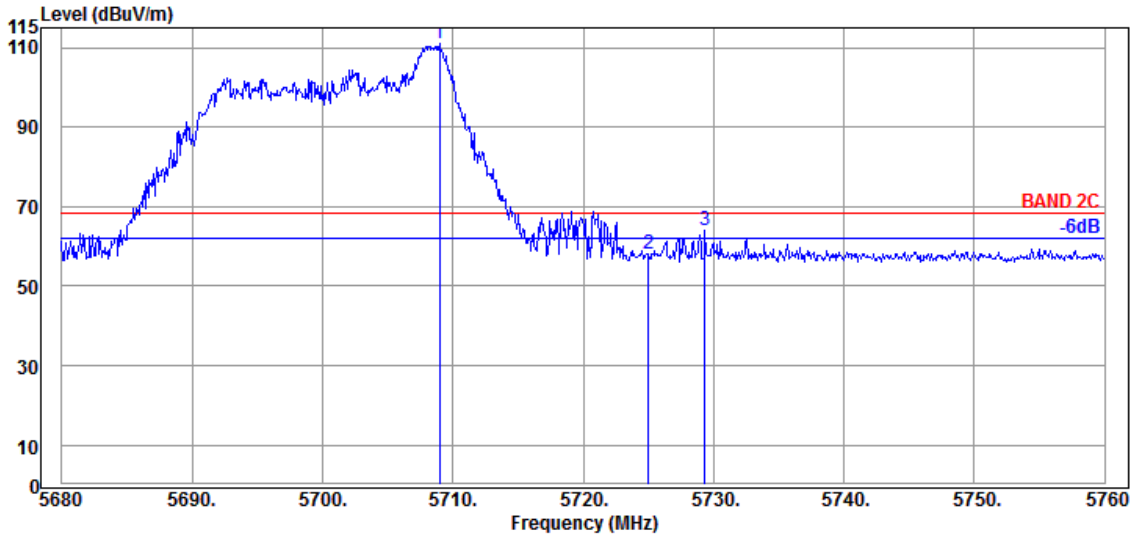

Antenna at Vertical Polarization

Emission Frequency (MHz)	Antenna Factor (dB/m)	Cable Loss (dB)	Preamp Gain (dB)	Read Level (dBμV)	Emission Level (dBμV/m)	Limits (dBμV/m)	Margin (dB)	Detector
@ 5708.960	34.80	9.19	34.30	101.24	110.93	---	---	Peak
5725.040	34.90	9.20	34.30	48.45	58.25	68.20	9.95	Peak
5729.360	34.90	9.20	34.31	54.40	64.19	68.20	4.01	Peak

Remark: The "@" means fundamental frequency, it is ignored in this section.

This test report may be reproduced in full only. The document may only be updated by Audix Technology Corp. personnel. Any changes will be noted in the Document History section of the report.

Audix Technology Corp.
No. 491, Zhongfu Rd., Linkou Dist.,
New Taipei City244, Taiwan
Tel: +886 2 26099301
Fax: +886 2 26099303

Mode	802.11ax-HE20	U-NII Band	2C
RU Configuration	52/40	Frequency	TX 5700MHz

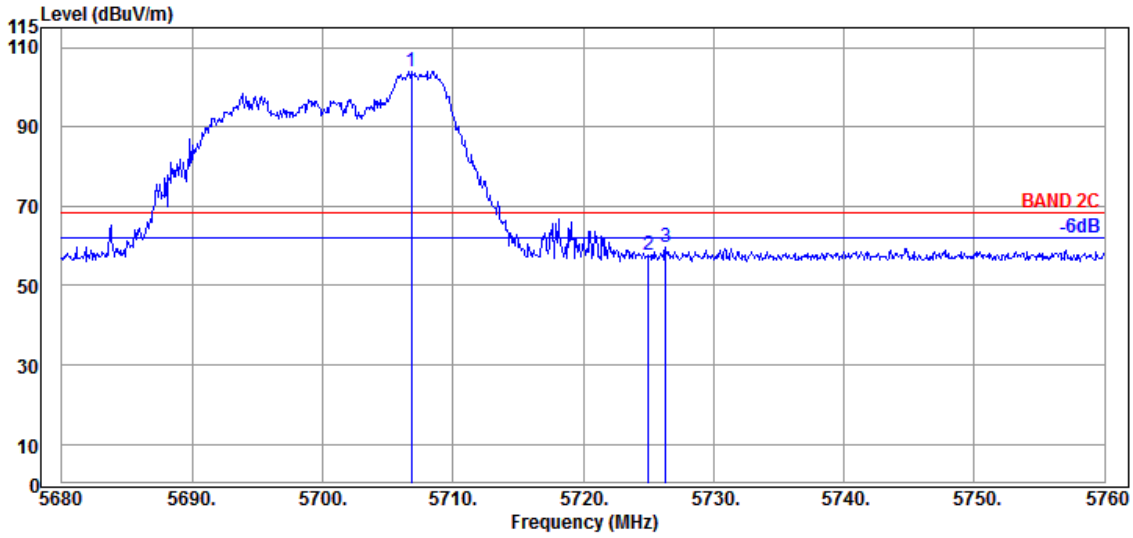

Antenna at Horizontal Polarization

Emission Frequency (MHz)	Antenna Factor (dB/m)	Cable Loss (dB)	Preamp Gain (dB)	Read Level (dBμV)	Emission Level (dBμV/m)	Limits (dBμV/m)	Margin (dB)	Detector
@ 5706.800	34.80	9.19	34.29	94.42	104.12	---	---	Peak
5725.040	34.90	9.20	34.30	47.73	57.53	68.20	10.67	Peak
5726.320	34.90	9.20	34.30	49.72	59.52	68.20	8.68	Peak

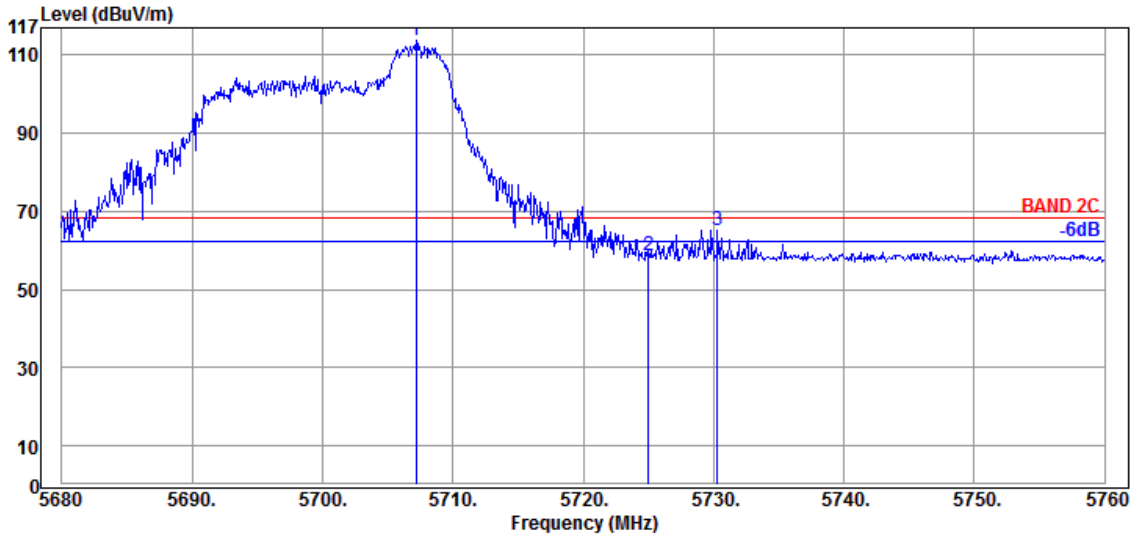

Antenna at Vertical Polarization

Emission Frequency (MHz)	Antenna Factor (dB/m)	Cable Loss (dB)	Preamp Gain (dB)	Read Level (dBμV)	Emission Level (dBμV/m)	Limits (dBμV/m)	Margin (dB)	Detector
@ 5707.200	34.80	9.19	34.29	103.90	113.60	---	---	Peak
5725.040	34.90	9.20	34.30	49.07	58.87	68.20	9.33	Peak
5730.320	34.90	9.20	34.31	55.52	65.31	68.20	2.89	Peak

Remark: The "@" means fundamental frequency, it is ignored in this section.

This test report may be reproduced in full only. The document may only be updated by Audix Technology Corp. personnel. Any changes will be noted in the Document History section of the report.

Audix Technology Corp.
No. 491, Zhongfu Rd., Linkou Dist.,
New Taipei City244, Taiwan
Tel: +886 2 26099301
Fax: +886 2 26099303

Mode	802.11ax-HE20	U-NII Band	2C
RU Configuration	106/54	Frequency	TX 5700MHz

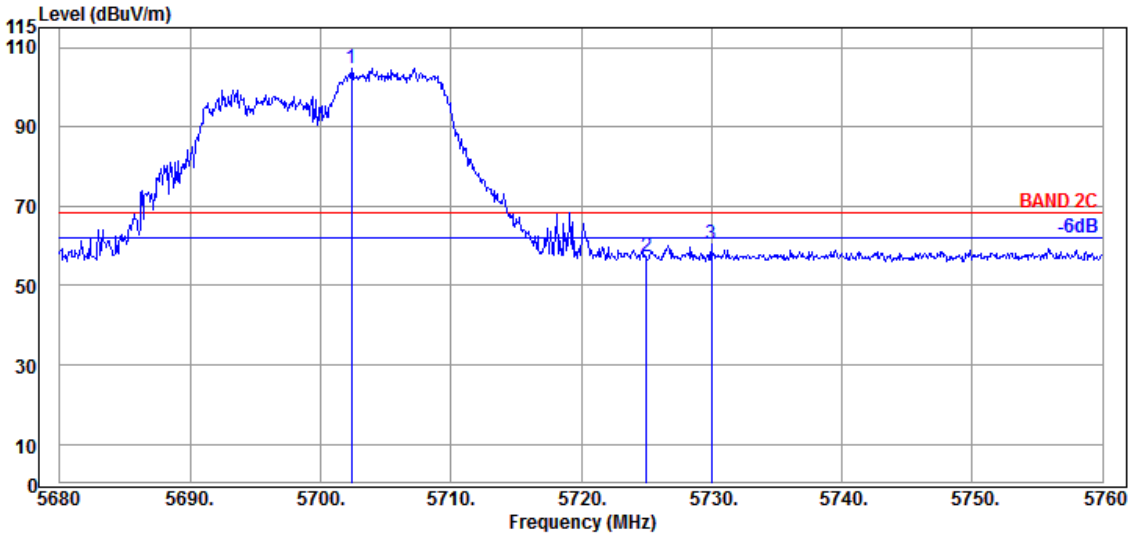

Antenna at Horizontal Polarization

Emission Frequency (MHz)	Antenna Factor (dB/m)	Cable Loss (dB)	Preamp Gain (dB)	Read Level (dBμV)	Emission Level (dBμV/m)	Limits (dBμV/m)	Margin (dB)	Detector
@ 5702.400	34.70	9.18	34.29	95.15	104.74	---	---	Peak
5725.040	34.90	9.20	34.30	47.34	57.14	68.20	11.06	Peak
5730.000	34.90	9.20	34.31	50.57	60.36	68.20	7.84	Peak

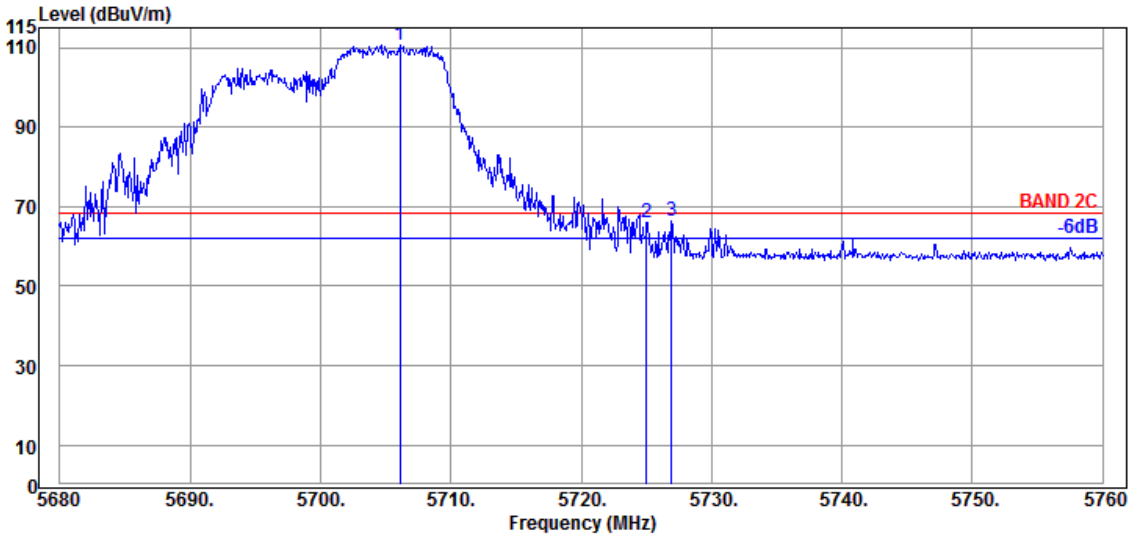

Antenna at Vertical Polarization

Emission Frequency (MHz)	Antenna Factor (dB/m)	Cable Loss (dB)	Preamp Gain (dB)	Read Level (dBμV)	Emission Level (dBμV/m)	Limits (dBμV/m)	Margin (dB)	Detector
@ 5706.080	34.80	9.19	34.29	100.89	110.59	---	---	Peak
5725.040	34.90	9.20	34.30	56.22	66.02	68.20	2.18	Peak
5726.960	34.90	9.20	34.31	56.53	66.32	68.20	1.88	Peak

Remark: The "@" means fundamental frequency, it is ignored in this section.

This test report may be reproduced in full only. The document may only be updated by Audix Technology Corp. personnel. Any changes will be noted in the Document History section of the report.

Audix Technology Corp.
No. 491, Zhongfu Rd., Linkou Dist.,
New Taipei City244, Taiwan
Tel: +886 2 26099301
Fax: +886 2 26099303

Mode	802.11ax-HE20	U-NII Band	3
RU Configuration	26/0	Frequency	TX 5745MHz

Antenna at Horizontal Polarization

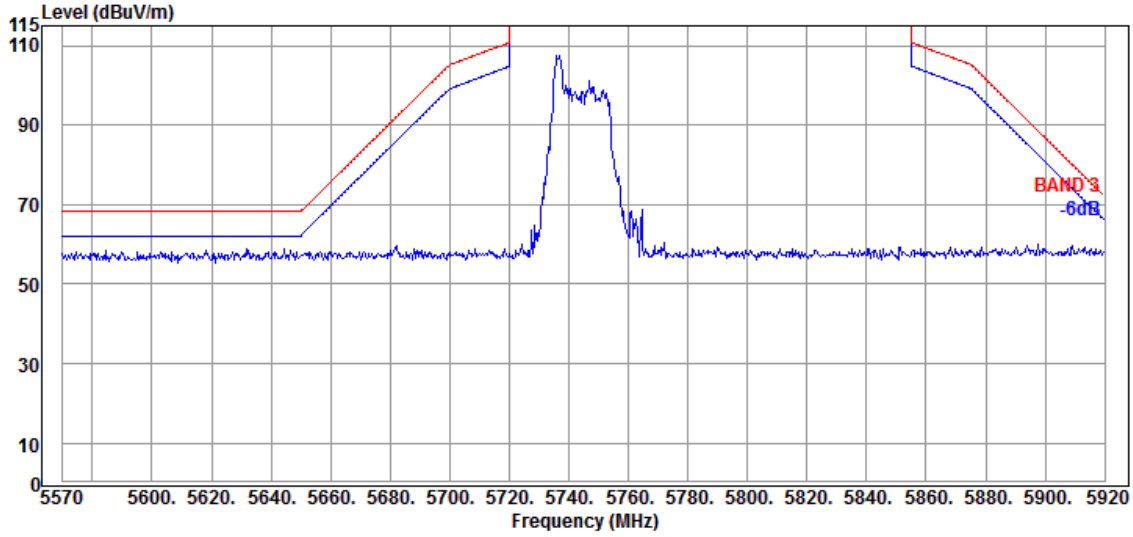

Antenna at Vertical Polarization

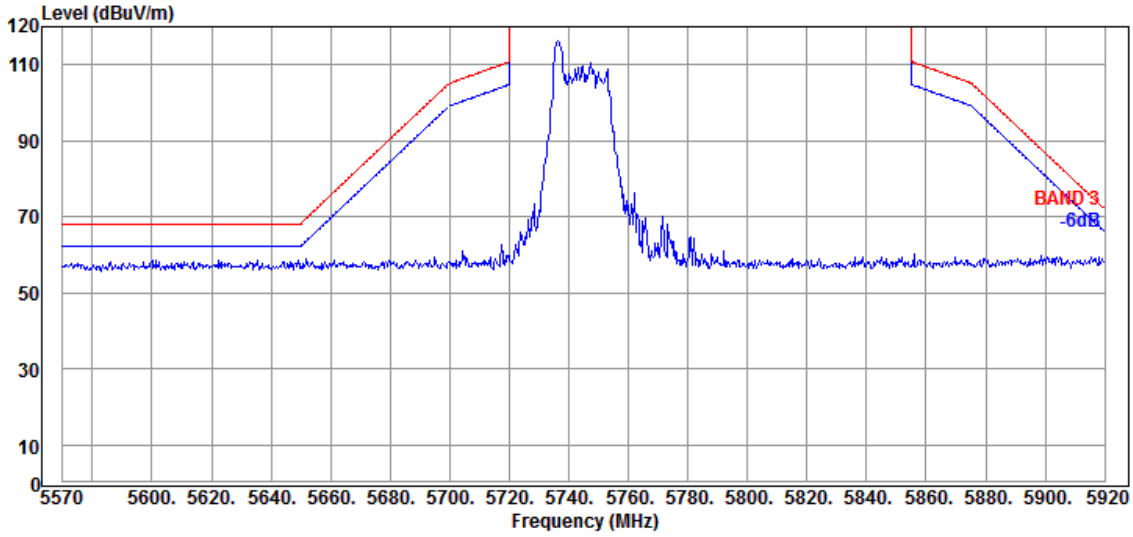

This test report may be reproduced in full only. The document may only be updated by Audix Technology Corp. personnel. Any changes will be noted in the Document History section of the report.

Audix Technology Corp.
No. 491, Zhongfu Rd., Linkou Dist.,
New Taipei City244, Taiwan
Tel: +886 2 26099301
Fax: +886 2 26099303

Mode	802.11ax-HE20	U-NII Band	3
RU Configuration	52/37	Frequency	TX 5745MHz

Antenna at Horizontal Polarization

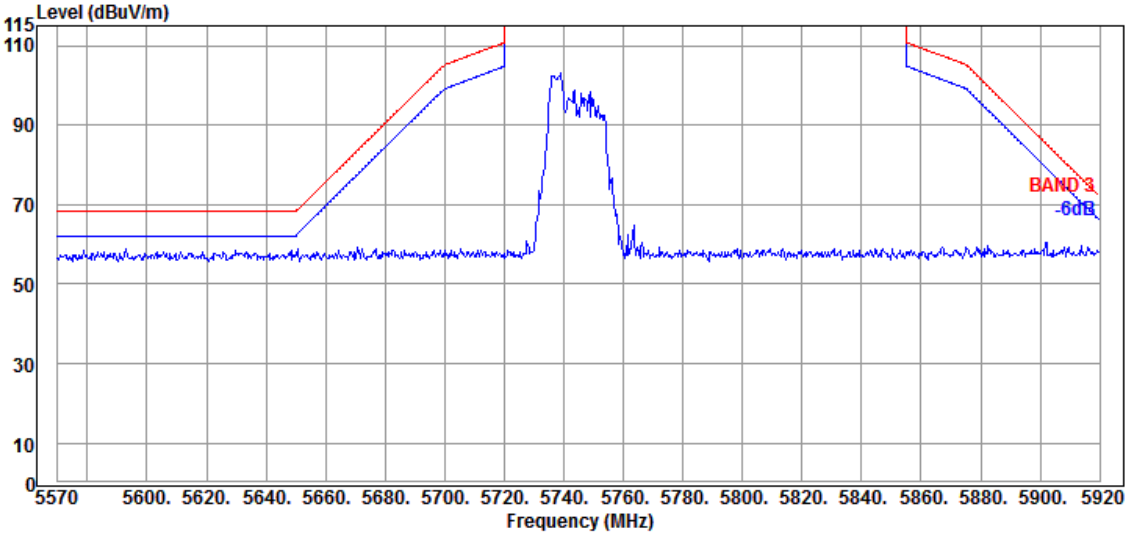

Antenna at Vertical Polarization

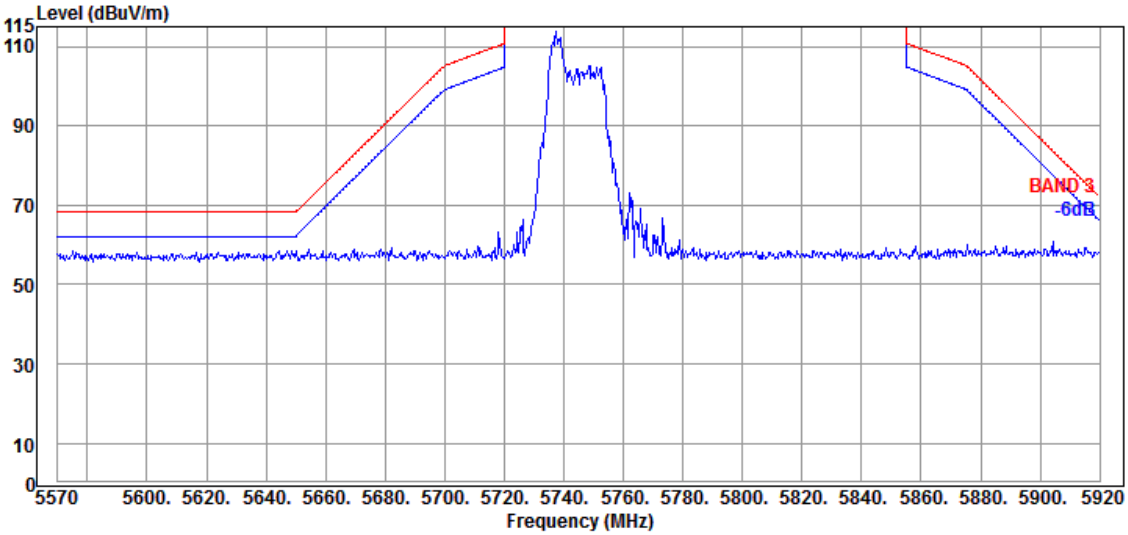

This test report may be reproduced in full only. The document may only be updated by Audix Technology Corp. personnel. Any changes will be noted in the Document History section of the report.

Audix Technology Corp.
No. 491, Zhongfu Rd., Linkou Dist.,
New Taipei City244, Taiwan

Tel: +886 2 26099301
Fax: +886 2 26099303

Mode	802.11ax-HE20	U-NII Band	3
RU Configuration	106/53	Frequency	TX 5745MHz

Antenna at Horizontal Polarization

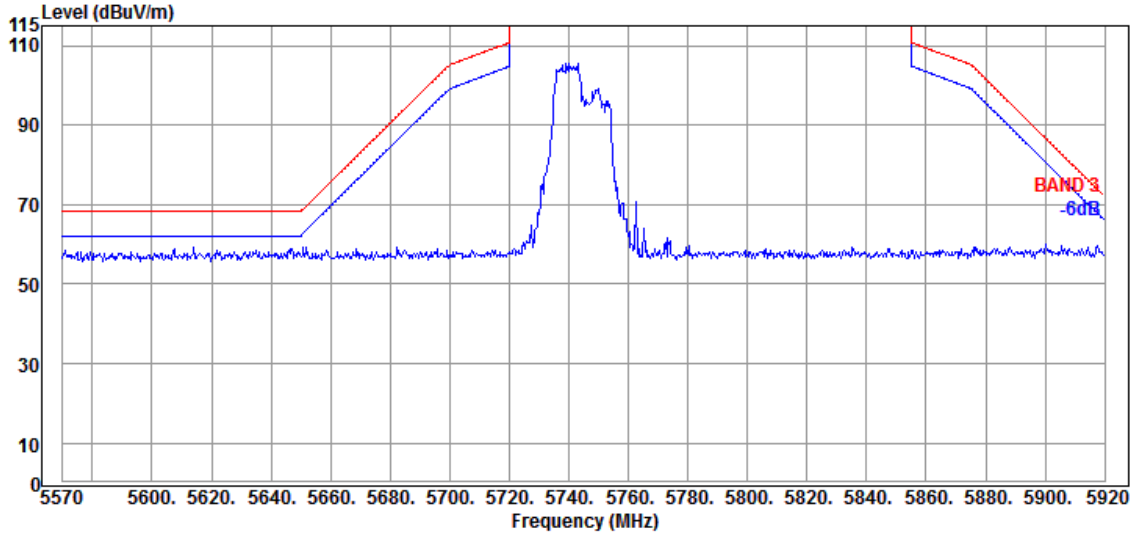

Antenna at Vertical Polarization

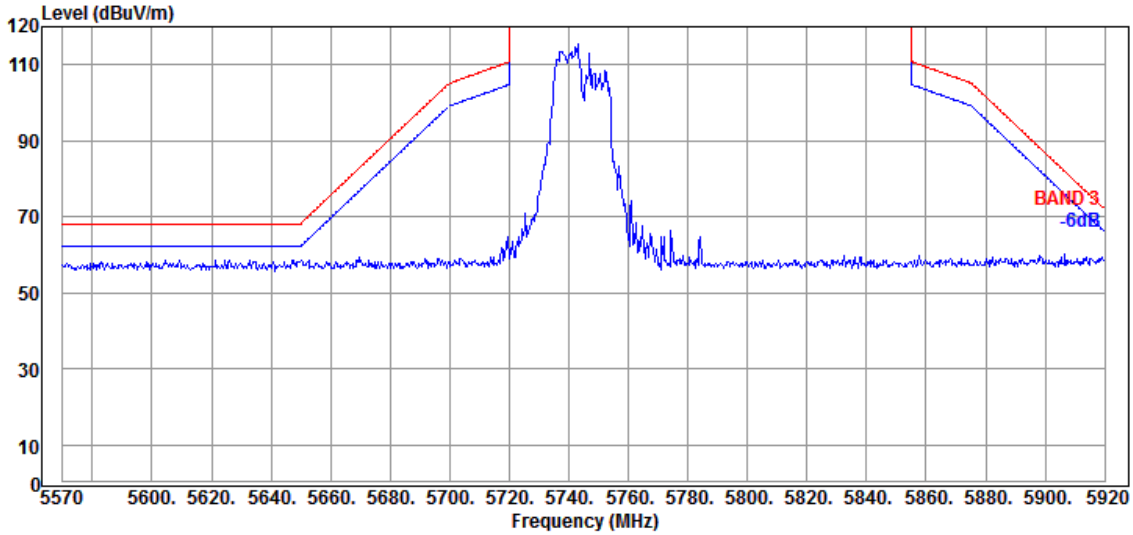

This test report may be reproduced in full only. The document may only be updated by Audix Technology Corp. personnel. Any changes will be noted in the Document History section of the report.

Audix Technology Corp.
No. 491, Zhongfu Rd., Linkou Dist.,
New Taipei City244, Taiwan
Tel: +886 2 26099301
Fax: +886 2 26099303

Mode	802.11ax-HE20	U-NII Band	3
RU Configuration	26/8	Frequency	TX 5825MHz

Antenna at Horizontal Polarization

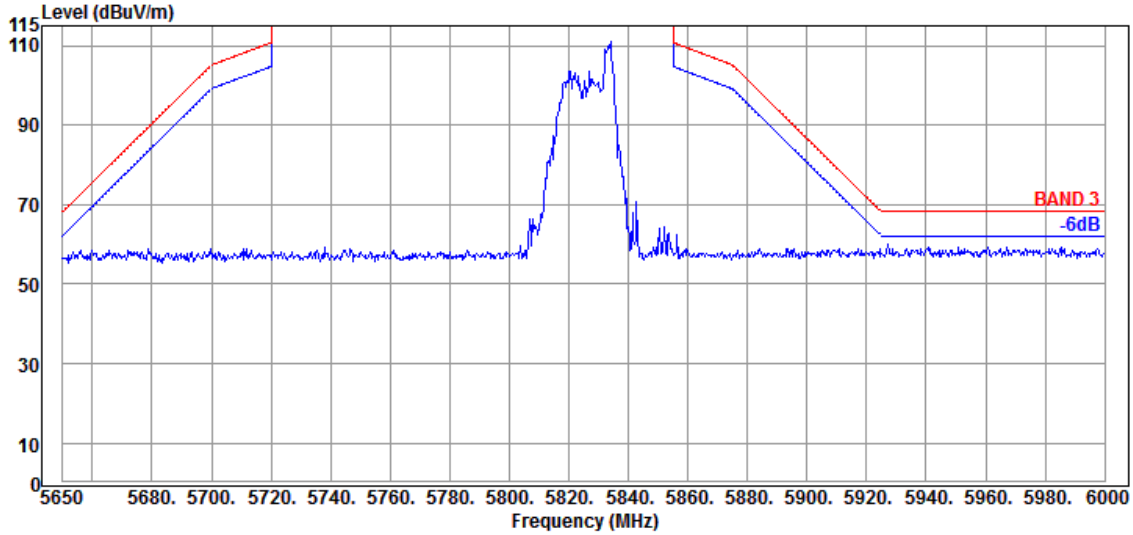

Antenna at Vertical Polarization

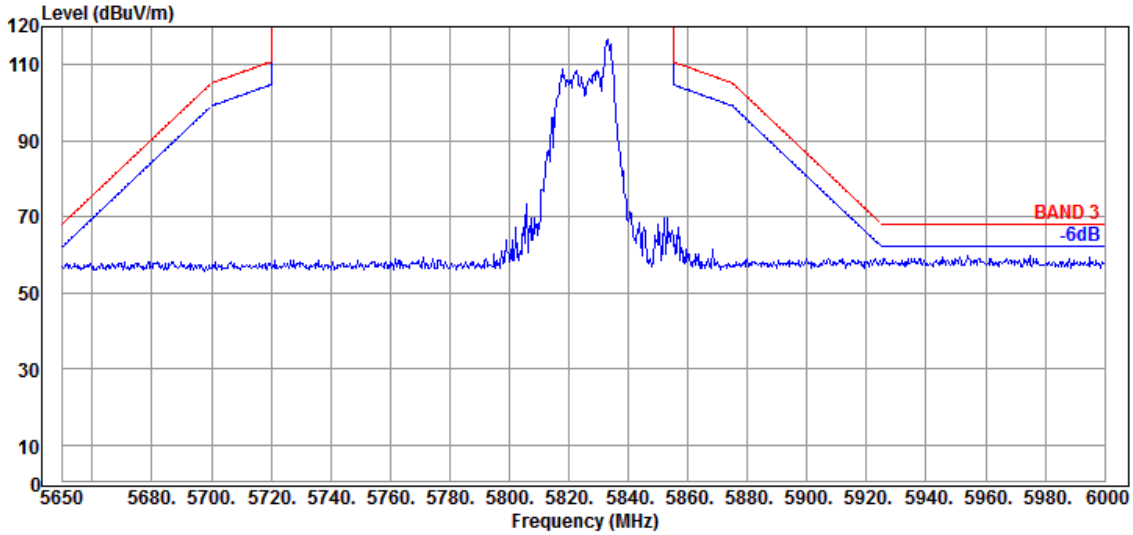

This test report may be reproduced in full only. The document may only be updated by Audix Technology Corp. personnel. Any changes will be noted in the Document History section of the report.

Audix Technology Corp.
No. 491, Zhongfu Rd., Linkou Dist.,
New Taipei City244, Taiwan
Tel: +886 2 26099301
Fax: +886 2 26099303

Mode	802.11ax-HE20	U-NII Band	3
RU Configuration	52/40	Frequency	TX 5825MHz

Antenna at Horizontal Polarization

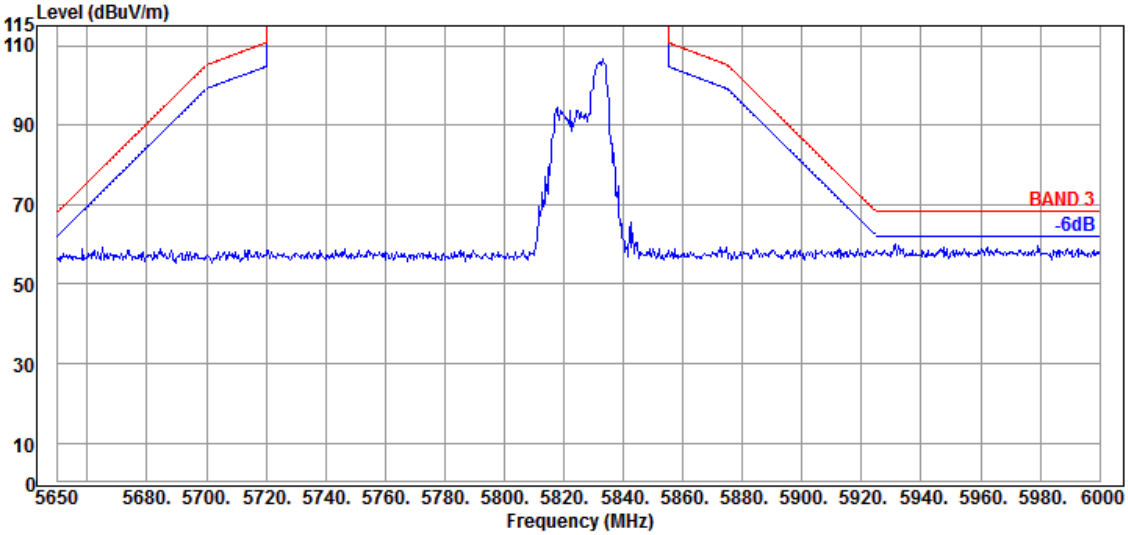

Antenna at Vertical Polarization

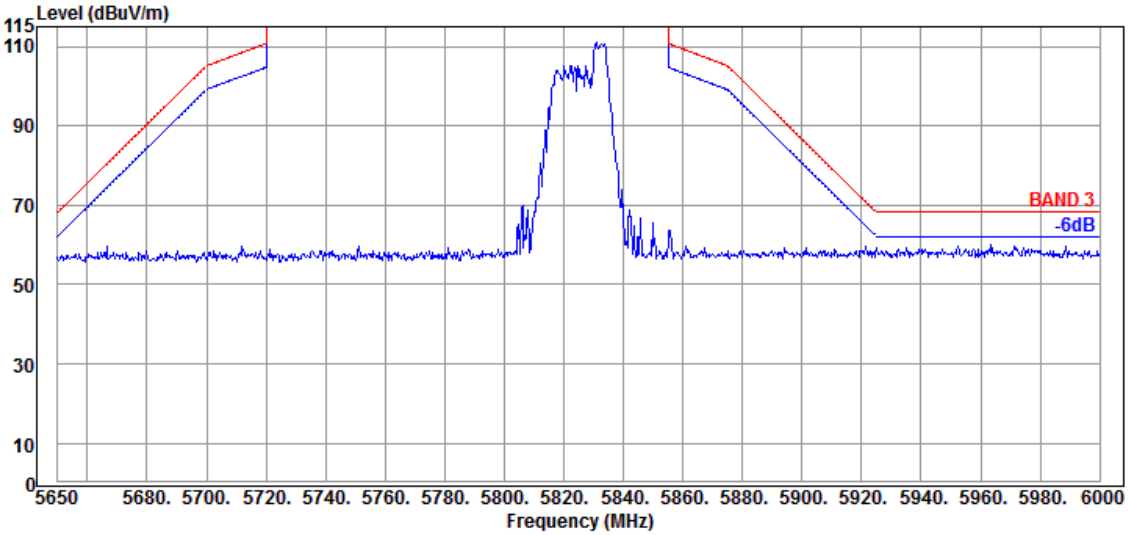

This test report may be reproduced in full only. The document may only be updated by Audix Technology Corp. personnel. Any changes will be noted in the Document History section of the report.

Audix Technology Corp.
No. 491, Zhongfu Rd., Linkou Dist.,
New Taipei City244, Taiwan

Tel: +886 2 26099301
Fax: +886 2 26099303

Mode	802.11ax-HE20	U-NII Band	3
RU Configuration	106/54	Frequency	TX 5825MHz

Antenna at Horizontal Polarization

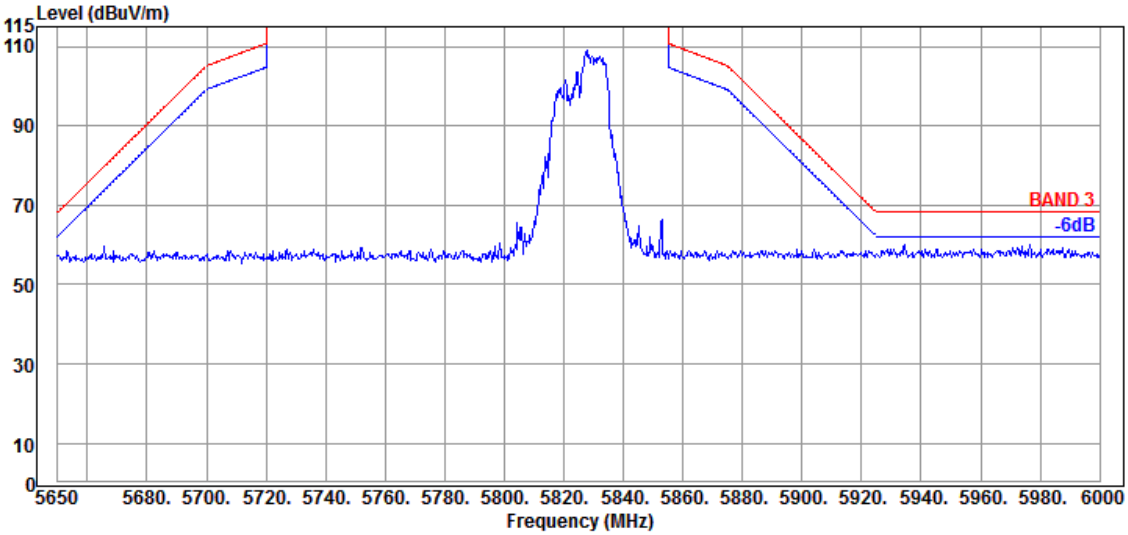

Antenna at Vertical Polarization

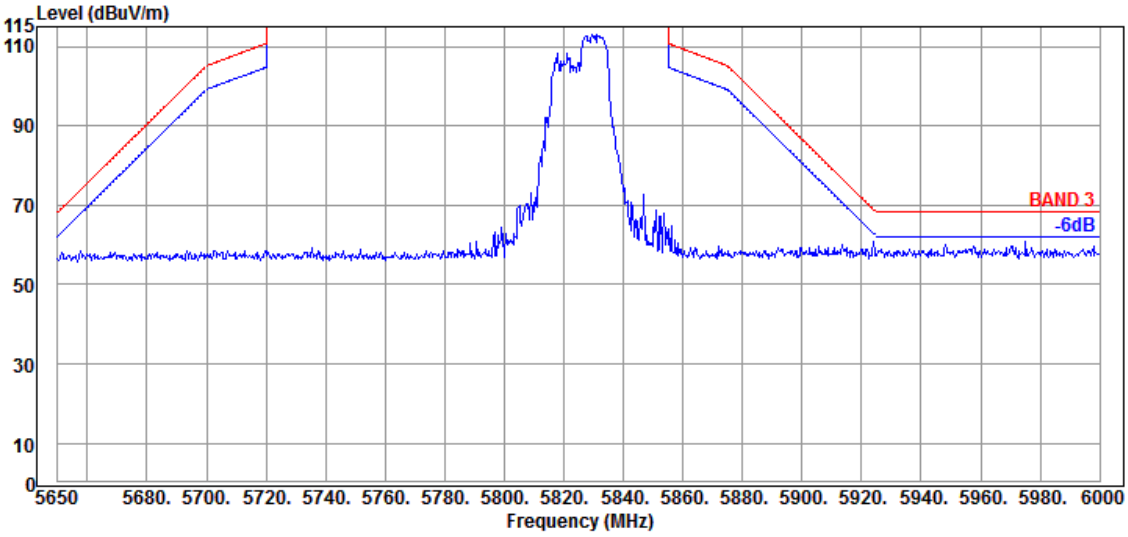

This test report may be reproduced in full only. The document may only be updated by Audix Technology Corp. personnel. Any changes will be noted in the Document History section of the report.

Audix Technology Corp.
No. 491, Zhongfu Rd., Linkou Dist.,
New Taipei City244, Taiwan
Tel: +886 2 26099301
Fax: +886 2 26099303

Mode	802.11ax-HE40	U-NII Band	1
RU Configuration	242/61	Frequency	TX 5190MHz

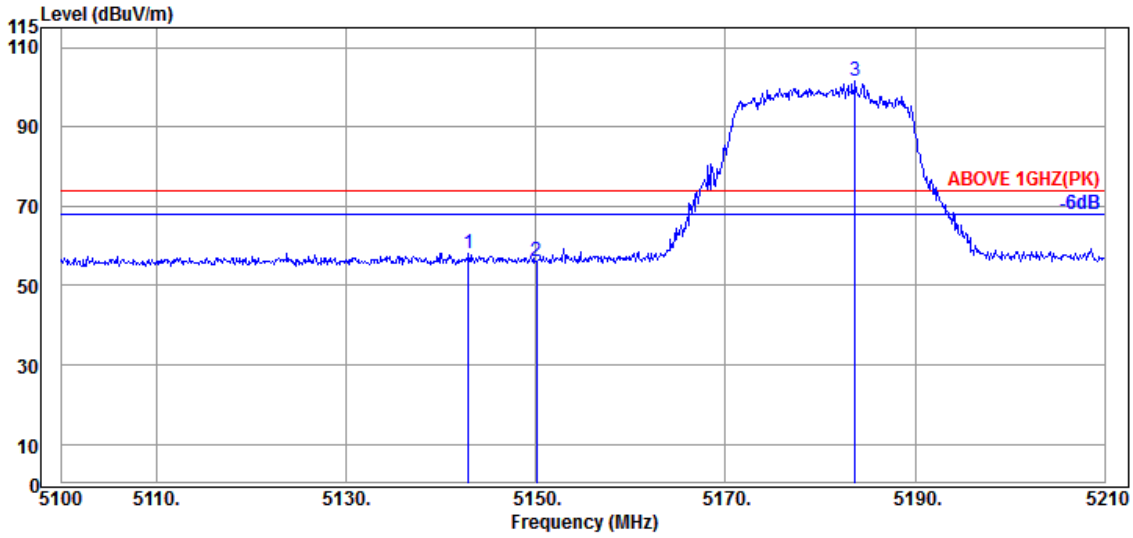

Antenna at Horizontal Polarization

Emission Frequency (MHz)	Antenna Factor (dB/m)	Cable Loss (dB)	Preamp Gain (dB)	Read Level (dBμV)	Emission Level (dBμV/m)	Limits (dBμV/m)	Margin (dB)	Detector
5142.900	34.50	8.88	34.34	49.19	58.23	74.00	15.77	Peak
5150.050	34.50	8.88	34.34	47.04	56.08	74.00	17.92	Peak
@ 5183.710	34.63	8.90	34.32	92.24	101.45	---	---	Peak

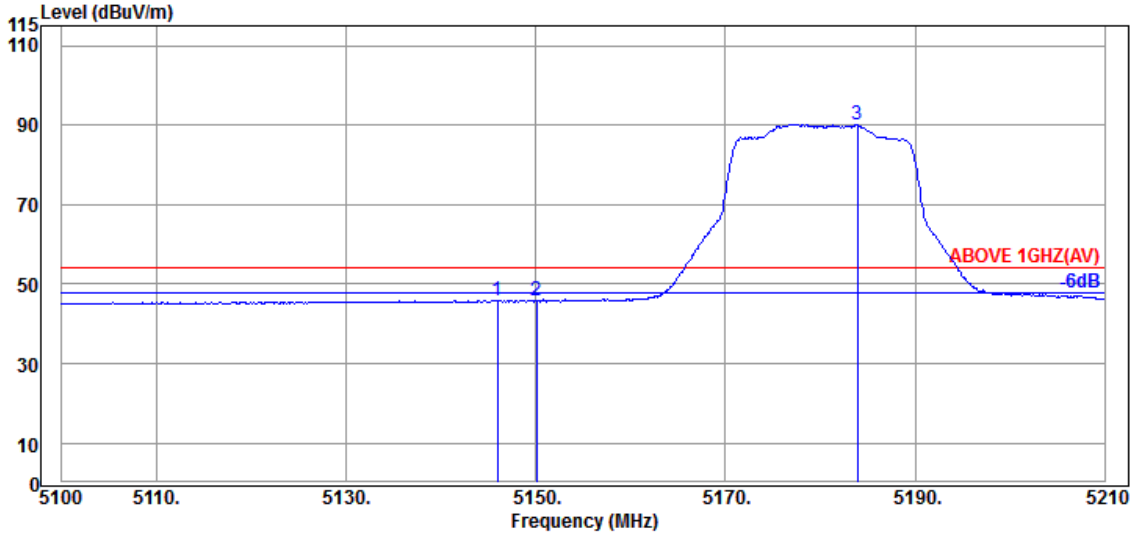

Antenna at Horizontal Polarization

Emission Frequency (MHz)	Antenna Factor (dB/m)	Cable Loss (dB)	Preamp Gain (dB)	Read Level (dBμV)	Emission Level (dBμV/m)	Limits (dBμV/m)	Margin (dB)	Detector
5145.980	34.50	8.88	34.34	36.88	45.92	54.00	8.08	Average
5150.050	34.50	8.88	34.34	36.63	45.67	54.00	8.33	Average
@ 5183.930	34.63	8.90	34.32	81.00	90.21	---	---	Average

Remark: The "@" means fundamental frequency, it is ignored in this section.

This test report may be reproduced in full only. The document may only be updated by Audix Technology Corp. personnel. Any changes will be noted in the Document History section of the report.

Audix Technology Corp.
No. 491, Zhongfu Rd., Linkou Dist.,
New Taipei City244, Taiwan
Tel: +886 2 26099301
Fax: +886 2 26099303

Mode	802.11ax-HE40	U-NII Band	1
RU Configuration	242/61	Frequency	TX 5190MHz

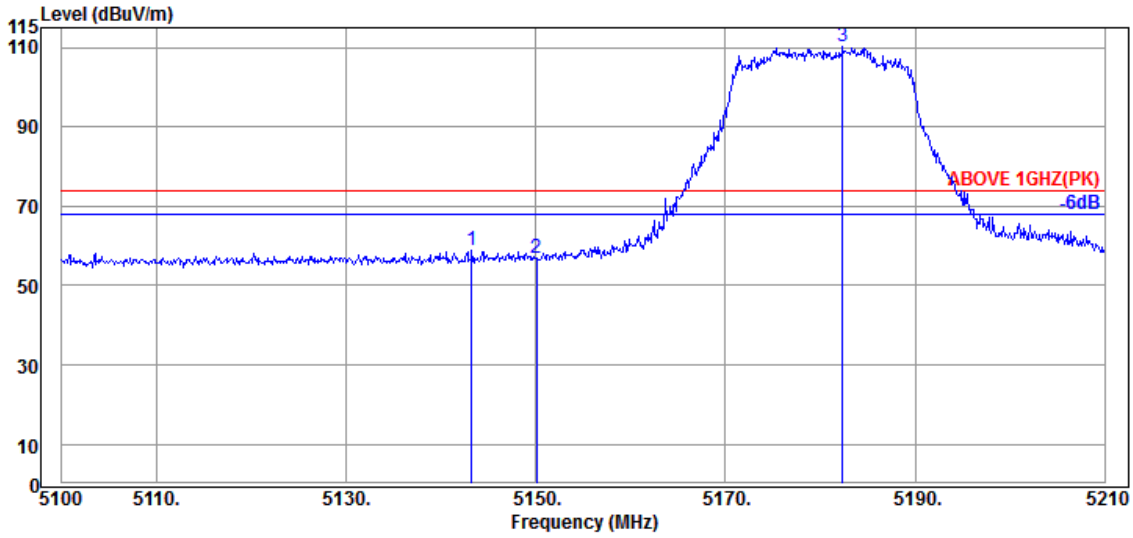

Antenna at Vertical Polarization

	Emission Frequency (MHz)	Antenna Factor (dB/m)	Cable Loss (dB)	Preamp Gain (dB)	Read Level (dBμV)	Emission Level (dBμV/m)	Limits (dBμV/m)	Margin (dB)	Detector
	5143.230	34.50	8.88	34.34	49.81	58.85	74.00	15.15	Peak
	5150.050	34.50	8.88	34.34	47.82	56.86	74.00	17.14	Peak
@	5182.390	34.63	8.90	34.32	100.97	110.18	---	---	Peak

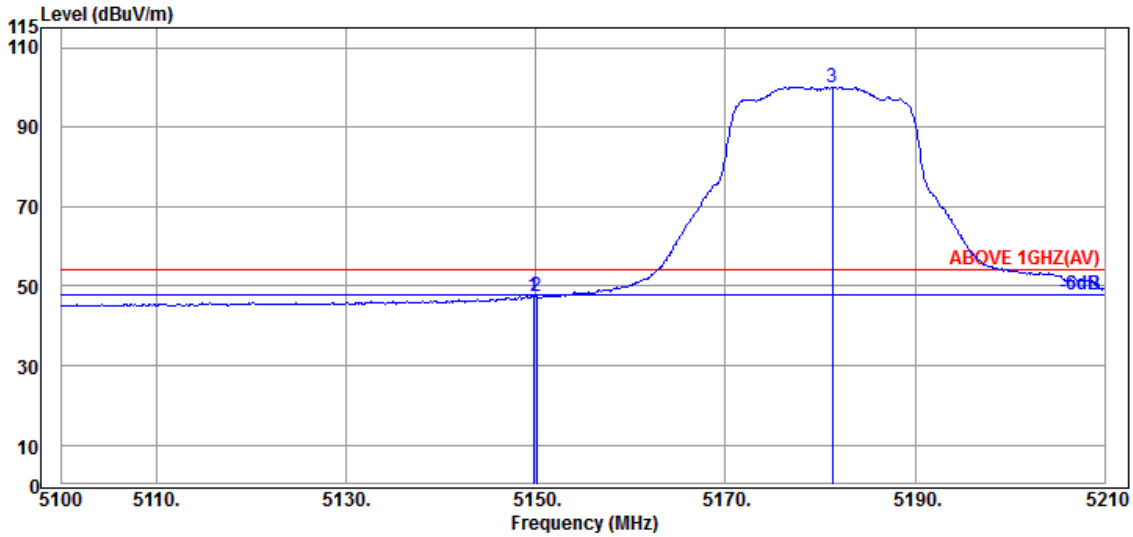

Antenna at Vertical Polarization

	Emission Frequency (MHz)	Antenna Factor (dB/m)	Cable Loss (dB)	Preamp Gain (dB)	Read Level (dBμV)	Emission Level (dBμV/m)	Limits (dBμV/m)	Margin (dB)	Detector
	5149.720	34.50	8.88	34.34	38.33	47.37	54.00	6.63	Average
	5150.050	34.50	8.88	34.34	38.44	47.48	54.00	6.52	Average
@	5181.290	34.63	8.90	34.32	90.82	100.03	---	---	Average

Remark: The "@" means fundamental frequency, it is ignored in this section.

This test report may be reproduced in full only. The document may only be updated by Audix Technology Corp. personnel. Any changes will be noted in the Document History section of the report.

Audix Technology Corp.
No. 491, Zhongfu Rd., Linkou Dist.,
New Taipei City244, Taiwan
Tel: +886 2 26099301
Fax: +886 2 26099303

Mode	802.11ax-HE40	U-NII Band	2A
RU Configuration	242/62	Frequency	TX 5310MHz

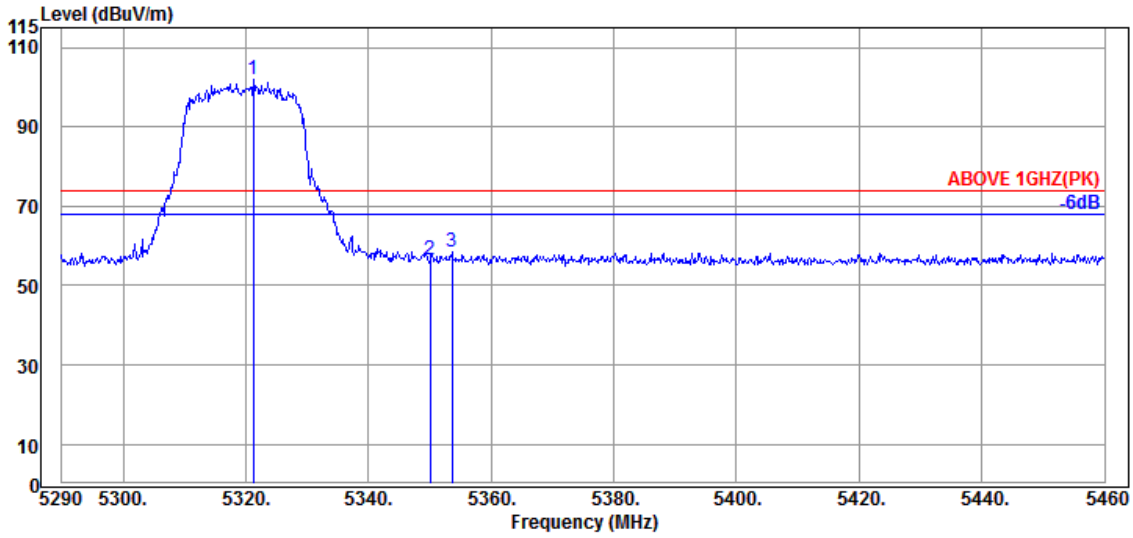

Antenna at Horizontal Polarization

Emission Frequency (MHz)	Antenna Factor (dB/m)	Cable Loss (dB)	Preamp Gain (dB)	Read Level (dBμV)	Emission Level (dBμV/m)	Limits (dBμV/m)	Margin (dB)	Detector
@ 5321.280	34.57	8.98	34.27	92.66	101.94	---	---	Peak
5350.010	34.90	8.99	34.26	46.98	56.61	74.00	17.39	Peak
5353.580	34.90	8.99	34.26	48.80	58.43	74.00	15.57	Peak

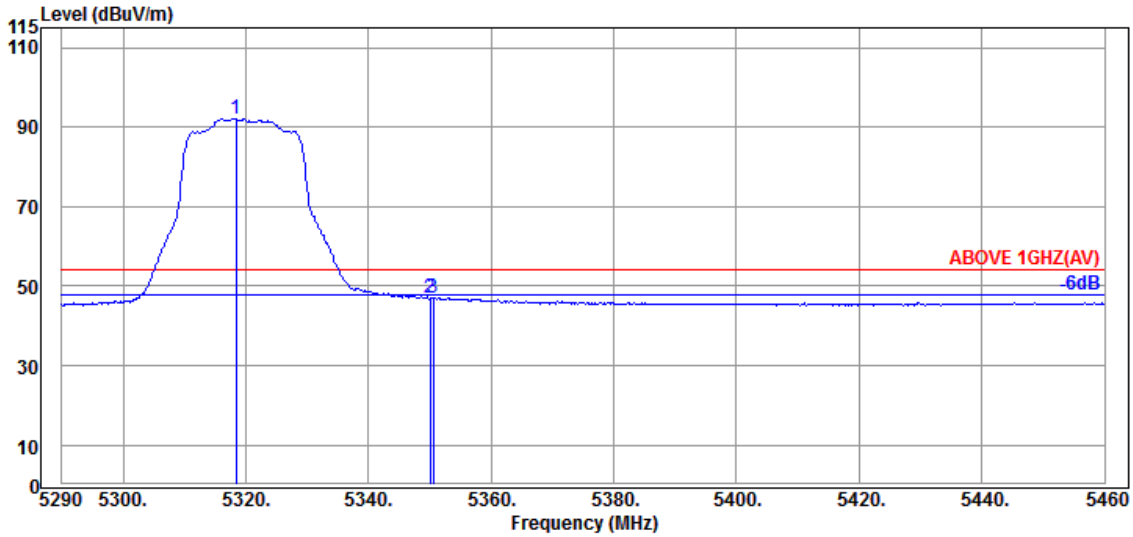

Antenna at Horizontal Polarization

Emission Frequency (MHz)	Antenna Factor (dB/m)	Cable Loss (dB)	Preamp Gain (dB)	Read Level (dBμV)	Emission Level (dBμV/m)	Limits (dBμV/m)	Margin (dB)	Detector
@ 5318.390	34.57	8.98	34.27	82.82	92.10	---	---	Average
5350.010	34.90	8.99	34.26	37.31	46.94	54.00	7.06	Average
5350.520	34.90	8.99	34.26	37.41	47.04	54.00	6.96	Average

Remark: The "@" means fundamental frequency, it is ignored in this section.

This test report may be reproduced in full only. The document may only be updated by Audix Technology Corp. personnel. Any changes will be noted in the Document History section of the report.

Audix Technology Corp.
No. 491, Zhongfu Rd., Linkou Dist.,
New Taipei City244, Taiwan
Tel: +886 2 26099301
Fax: +886 2 26099303

Mode	802.11ax-HE40	U-NII Band	2A
RU Configuration	242/62	Frequency	TX 5310MHz

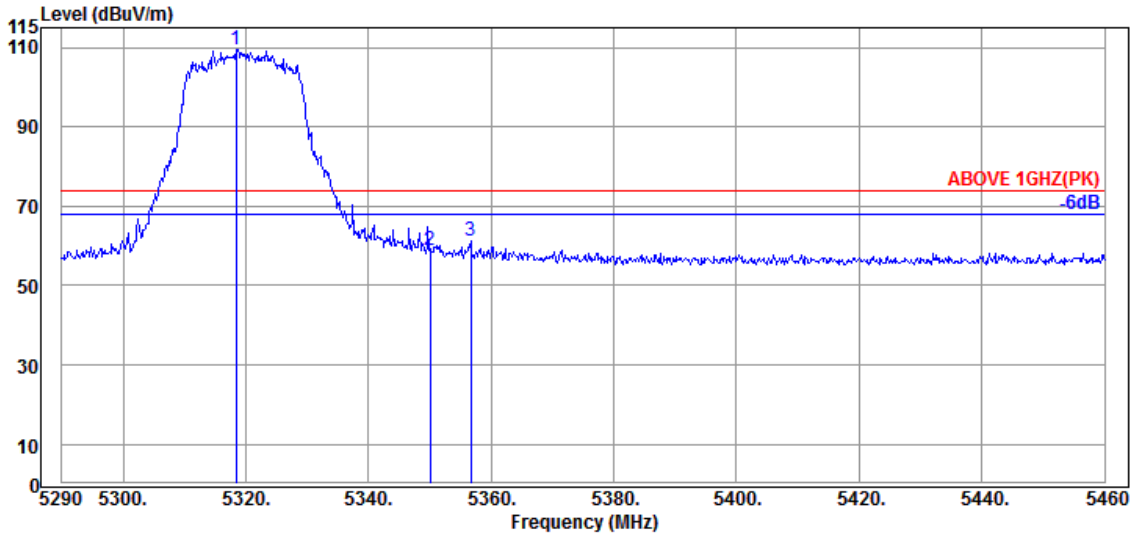

Antenna at Vertical Polarization

Emission Frequency (MHz)	Antenna Factor (dB/m)	Cable Loss (dB)	Preamp Gain (dB)	Read Level (dBμV)	Emission Level (dBμV/m)	Limits (dBμV/m)	Margin (dB)	Detector
@ 5318.390	34.57	8.98	34.27	100.21	109.49	---	---	Peak
5350.010	34.90	8.99	34.26	49.19	58.82	74.00	15.18	Peak
5356.640	34.87	9.00	34.26	51.79	61.40	74.00	12.60	Peak

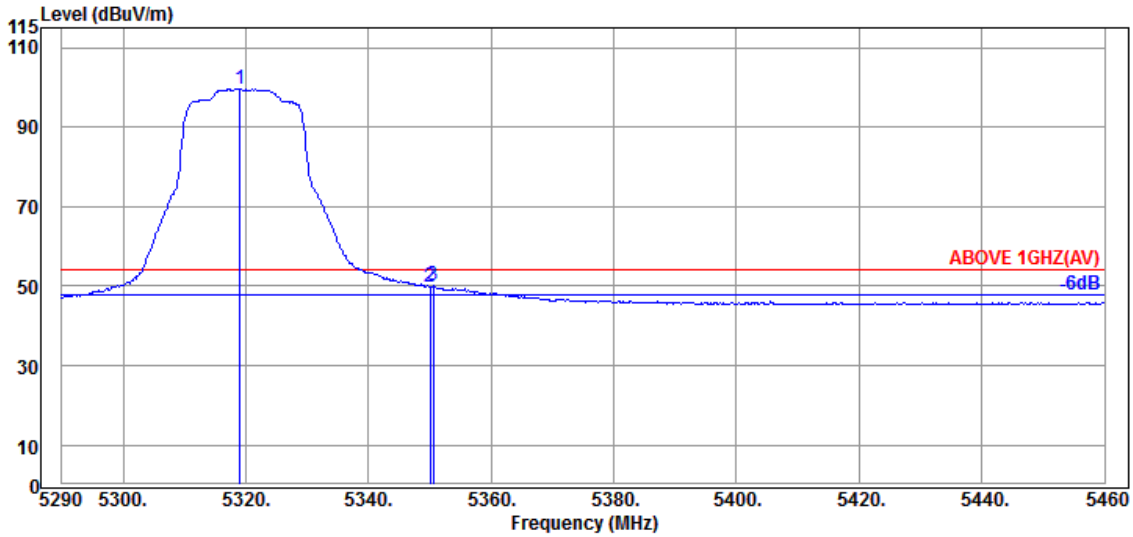

Antenna at Vertical Polarization

Emission Frequency (MHz)	Antenna Factor (dB/m)	Cable Loss (dB)	Preamp Gain (dB)	Read Level (dBμV)	Emission Level (dBμV/m)	Limits (dBμV/m)	Margin (dB)	Detector
@ 5319.070	34.57	8.98	34.27	90.50	99.78	---	---	Average
5350.010	34.90	8.99	34.26	40.27	49.90	54.00	4.10	Average
5350.520	34.90	8.99	34.26	40.37	50.00	54.00	4.00	Average

Remark: The "@" means fundamental frequency, it is ignored in this section.

This test report may be reproduced in full only. The document may only be updated by Audix Technology Corp. personnel. Any changes will be noted in the Document History section of the report.

Audix Technology Corp.
No. 491, Zhongfu Rd., Linkou Dist.,
New Taipei City244, Taiwan
Tel: +886 2 26099301
Fax: +886 2 26099303

Mode	802.11ax-HE40	U-NII Band	2C
RU Configuration	242/61	Frequency	TX 5510MHz

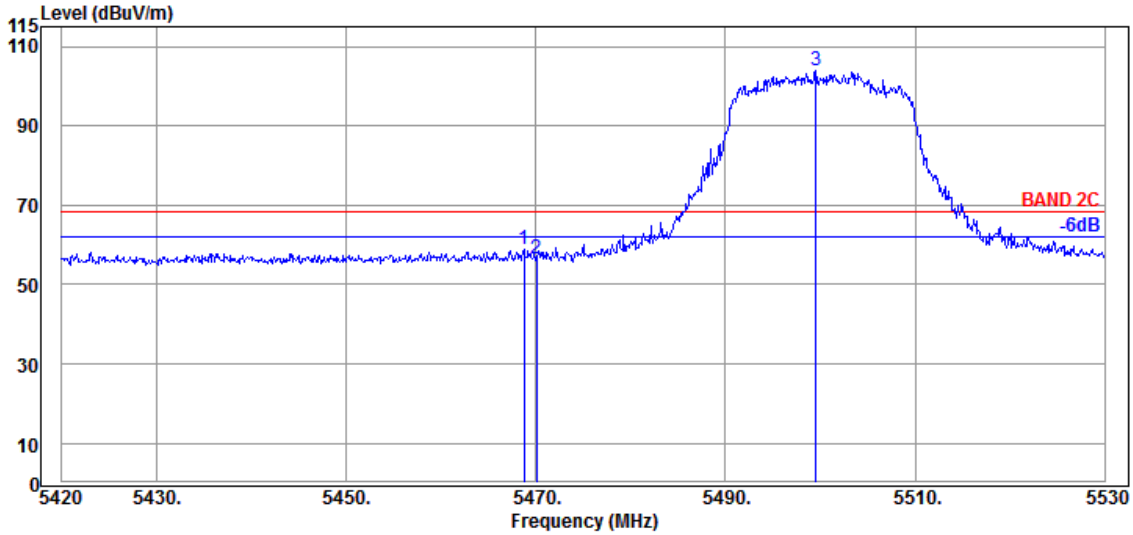

Antenna at Horizontal Polarization

	Emission Frequency (MHz)	Antenna Factor (dB/m)	Cable Loss (dB)	Preamp Gain (dB)	Read Level (dBμV)	Emission Level (dBμV/m)	Limits (dBμV/m)	Margin (dB)	Detector
	5468.730	34.63	9.06	34.21	49.57	59.05	68.20	9.15	Peak
	5470.050	34.63	9.06	34.21	47.20	56.68	68.20	11.52	Peak
@	5499.530	34.70	9.08	34.20	94.16	103.74	---	---	Peak

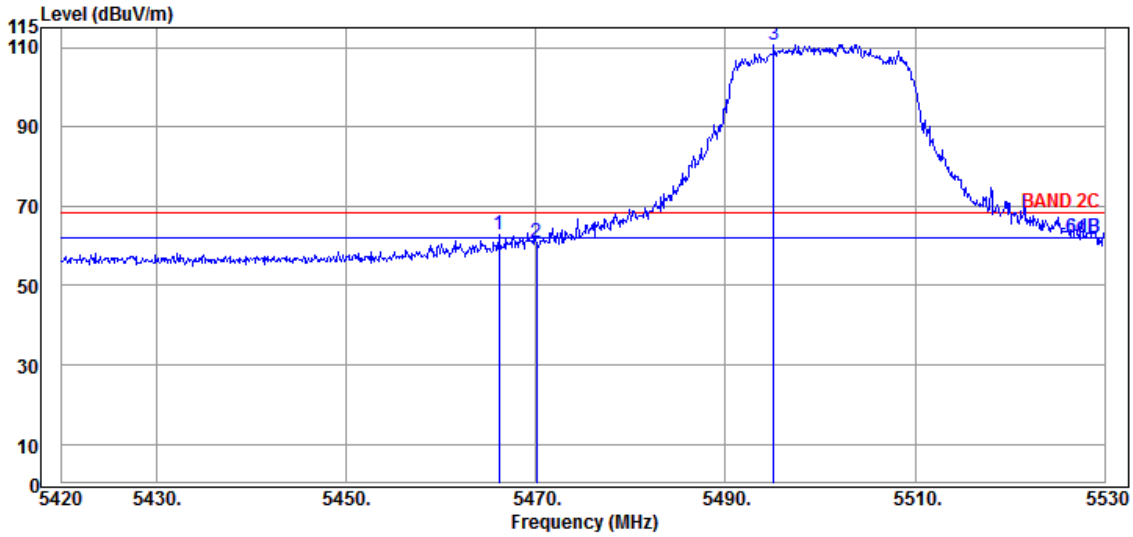

Antenna at Vertical Polarization

	Emission Frequency (MHz)	Antenna Factor (dB/m)	Cable Loss (dB)	Preamp Gain (dB)	Read Level (dBμV)	Emission Level (dBμV/m)	Limits (dBμV/m)	Margin (dB)	Detector
	5466.090	34.63	9.06	34.21	53.25	62.73	68.20	5.47	Peak
	5470.050	34.63	9.06	34.21	51.31	60.79	68.20	7.41	Peak
@	5495.130	34.67	9.07	34.20	101.27	110.81	---	---	Peak

Remark: The "@" means fundamental frequency, it is ignored in this section.

This test report may be reproduced in full only. The document may only be updated by Audix Technology Corp. personnel. Any changes will be noted in the Document History section of the report.

Audix Technology Corp.
No. 491, Zhongfu Rd., Linkou Dist.,
New Taipei City244, Taiwan
Tel: +886 2 26099301
Fax: +886 2 26099303

Mode	802.11ax-HE40	U-NII Band	2C
RU Configuration	242/61	Frequency	TX 5510MHz

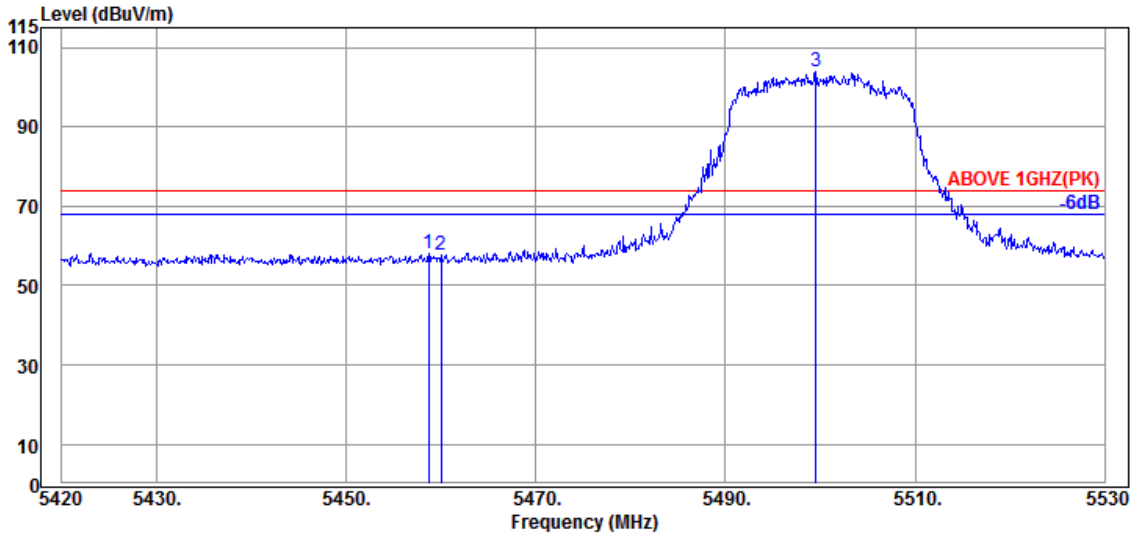

Antenna at Horizontal Polarization

	Emission Frequency (MHz)	Antenna Factor (dB/m)	Cable Loss (dB)	Preamp Gain (dB)	Read Level (dBμV)	Emission Level (dBμV/m)	Limits (dBμV/m)	Margin (dB)	Detector
	5458.720	34.60	9.05	34.21	48.51	57.95	74.00	16.05	Peak
	5460.040	34.60	9.05	34.21	48.15	57.59	74.00	16.41	Peak
@	5499.530	34.70	9.08	34.20	94.16	103.74	---	---	Peak

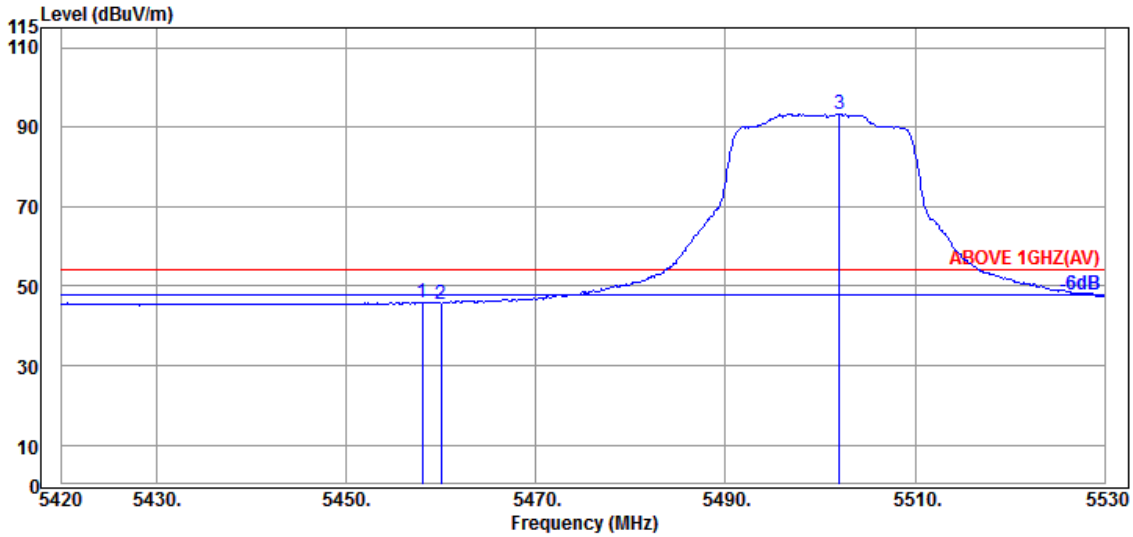

Antenna at Horizontal Polarization

	Emission Frequency (MHz)	Antenna Factor (dB/m)	Cable Loss (dB)	Preamp Gain (dB)	Read Level (dBμV)	Emission Level (dBμV/m)	Limits (dBμV/m)	Margin (dB)	Detector
	5458.060	34.60	9.05	34.21	36.57	46.01	54.00	7.99	Average
	5460.040	34.60	9.05	34.21	36.20	45.64	54.00	8.36	Average
@	5502.060	34.70	9.08	34.20	83.78	93.36	---	---	Average

Remark: The "@" means fundamental frequency, it is ignored in this section.

This test report may be reproduced in full only. The document may only be updated by Audix Technology Corp. personnel. Any changes will be noted in the Document History section of the report.

Audix Technology Corp.
No. 491, Zhongfu Rd., Linkou Dist.,
New Taipei City244, Taiwan
Tel: +886 2 26099301
Fax: +886 2 26099303

Mode	802.11ax-HE40	U-NII Band	2C
RU Configuration	242/61	Frequency	TX 5510MHz

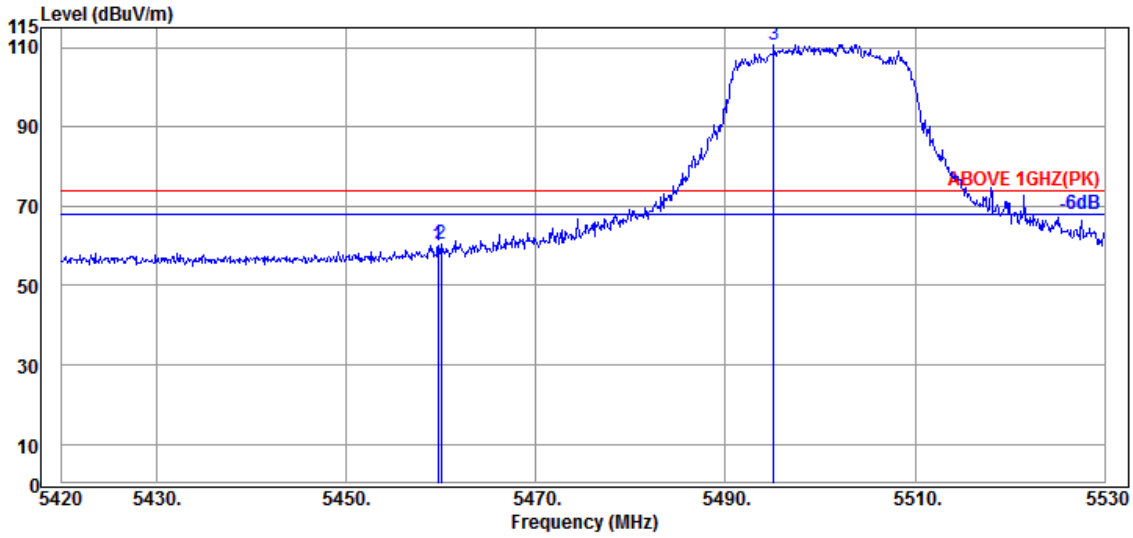

Antenna at Vertical Polarization

	Emission Frequency (MHz)	Antenna Factor (dB/m)	Cable Loss (dB)	Preamp Gain (dB)	Read Level (dBμV)	Emission Level (dBμV/m)	Limits (dBμV/m)	Margin (dB)	Detector
	5459.710	34.60	9.05	34.21	50.55	59.99	74.00	14.01	Peak
	5460.040	34.60	9.05	34.21	50.84	60.28	74.00	13.72	Peak
@	5495.130	34.67	9.07	34.20	101.27	110.81	---	---	Peak

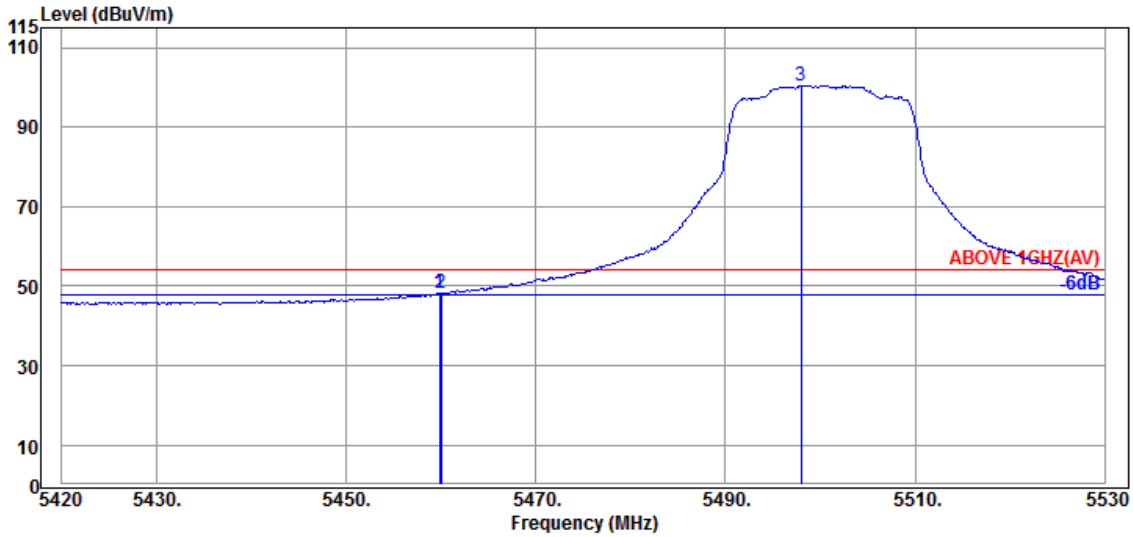

Antenna at Vertical Polarization

	Emission Frequency (MHz)	Antenna Factor (dB/m)	Cable Loss (dB)	Preamp Gain (dB)	Read Level (dBμV)	Emission Level (dBμV/m)	Limits (dBμV/m)	Margin (dB)	Detector
	5459.820	34.60	9.05	34.21	38.84	48.28	54.00	5.72	Average
	5460.040	34.60	9.05	34.21	38.95	48.39	54.00	5.61	Average
@	5497.990	34.70	9.08	34.20	90.83	100.41	---	---	Average

Remark: The "@" means fundamental frequency, it is ignored in this section.

This test report may be reproduced in full only. The document may only be updated by Audix Technology Corp. personnel. Any changes will be noted in the Document History section of the report.

Audix Technology Corp.
No. 491, Zhongfu Rd., Linkou Dist.,
New Taipei City244, Taiwan
Tel: +886 2 26099301
Fax: +886 2 26099303

Mode	802.11ax-HE40	U-NII Band	2C
RU Configuration	242/62	Frequency	TX 5670MHz

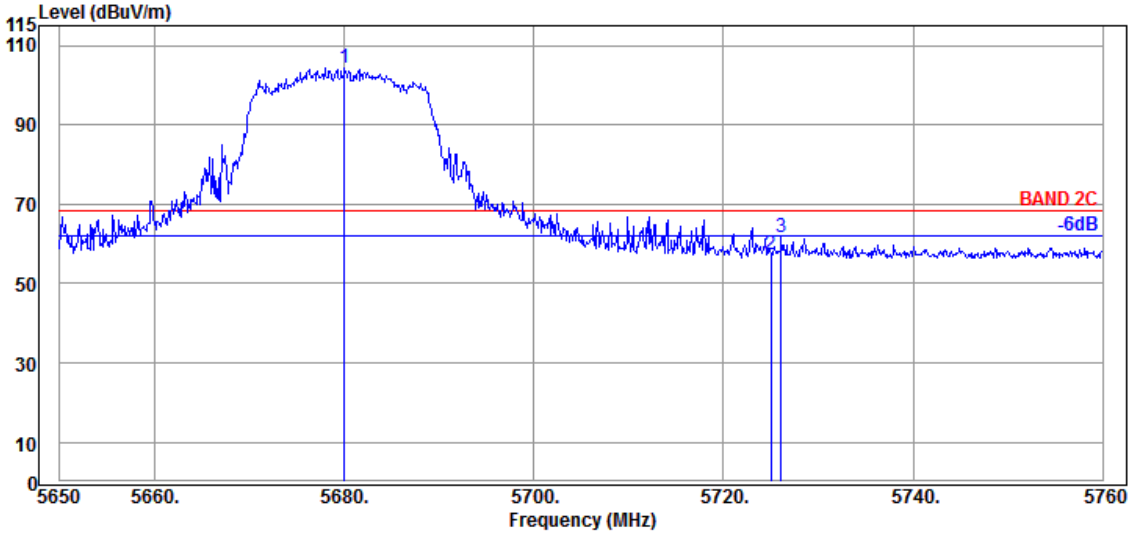

Antenna at Horizontal Polarization

Emission Frequency (MHz)	Antenna Factor (dB/m)	Cable Loss (dB)	Preamp Gain (dB)	Read Level (dBμV)	Emission Level (dBμV/m)	Limits (dBμV/m)	Margin (dB)	Detector
@ 5680.030	34.63	9.17	34.29	94.75	104.26	---	---	Peak
5725.020	34.90	9.20	34.30	47.58	57.38	68.20	10.82	Peak
5726.120	34.90	9.20	34.30	51.93	61.73	68.20	6.47	Peak

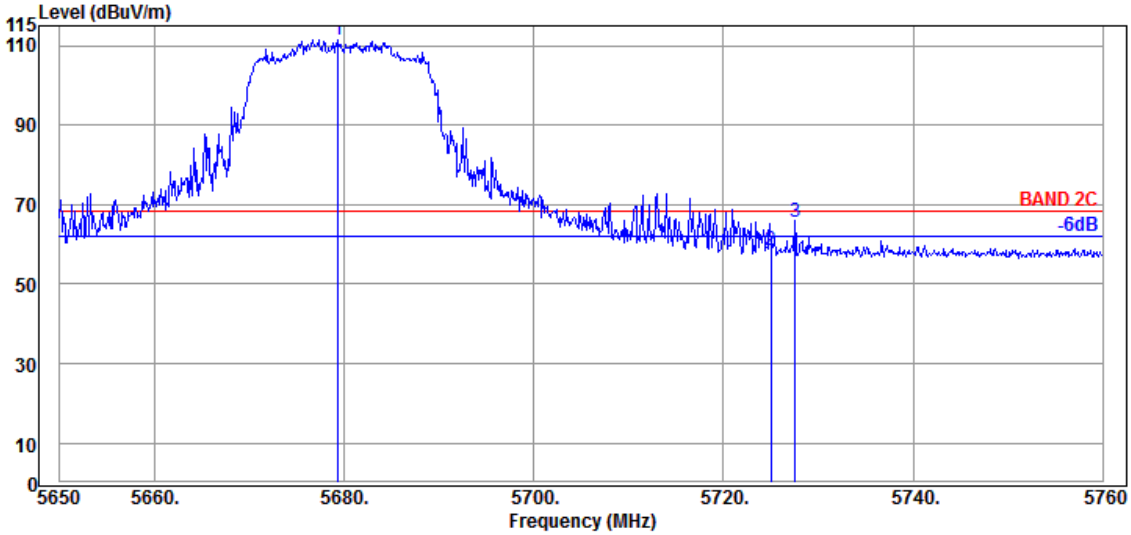

Antenna at Vertical Polarization

Emission Frequency (MHz)	Antenna Factor (dB/m)	Cable Loss (dB)	Preamp Gain (dB)	Read Level (dBμV)	Emission Level (dBμV/m)	Limits (dBμV/m)	Margin (dB)	Detector
@ 5679.370	34.63	9.17	34.29	101.97	111.48	---	---	Peak
5725.020	34.90	9.20	34.30	48.54	58.34	68.20	9.86	Peak
5727.550	34.90	9.20	34.31	55.89	65.68	68.20	2.52	Peak

Remark: The "@" means fundamental frequency, it is ignored in this section.

This test report may be reproduced in full only. The document may only be updated by Audix Technology Corp. personnel. Any changes will be noted in the Document History section of the report.

Audix Technology Corp.
No. 491, Zhongfu Rd., Linkou Dist.,
New Taipei City244, Taiwan
Tel: +886 2 26099301
Fax: +886 2 26099303

Mode	802.11ax-HE40	U-NII Band	3
RU Configuration	242/61	Frequency	TX 5755MHz

Antenna at Horizontal Polarization

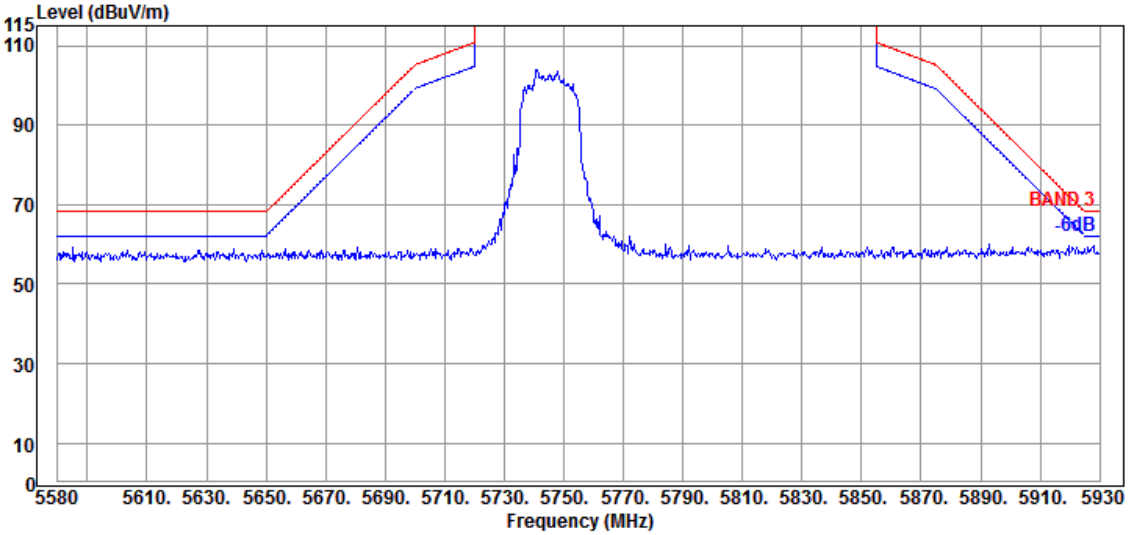

Antenna at Vertical Polarization

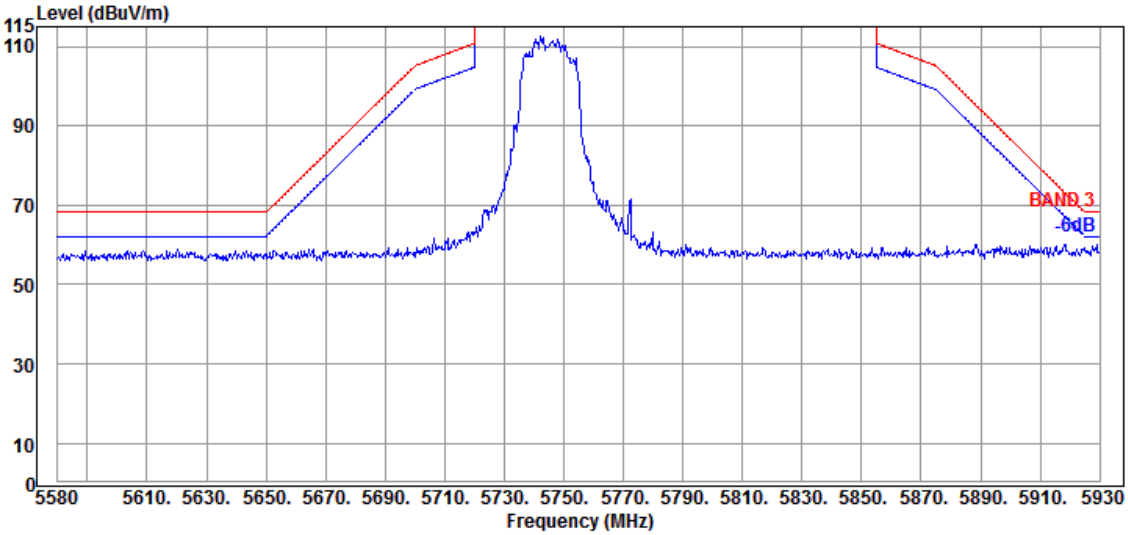

This test report may be reproduced in full only. The document may only be updated by Audix Technology Corp. personnel. Any changes will be noted in the Document History section of the report.

Audix Technology Corp.
No. 491, Zhongfu Rd., Linkou Dist.,
New Taipei City244, Taiwan

Tel: +886 2 26099301
Fax: +886 2 26099303

Mode	802.11ax-HE40	U-NII Band	3
RU Configuration	242/62	Frequency	TX 5795MHz

Antenna at Horizontal Polarization

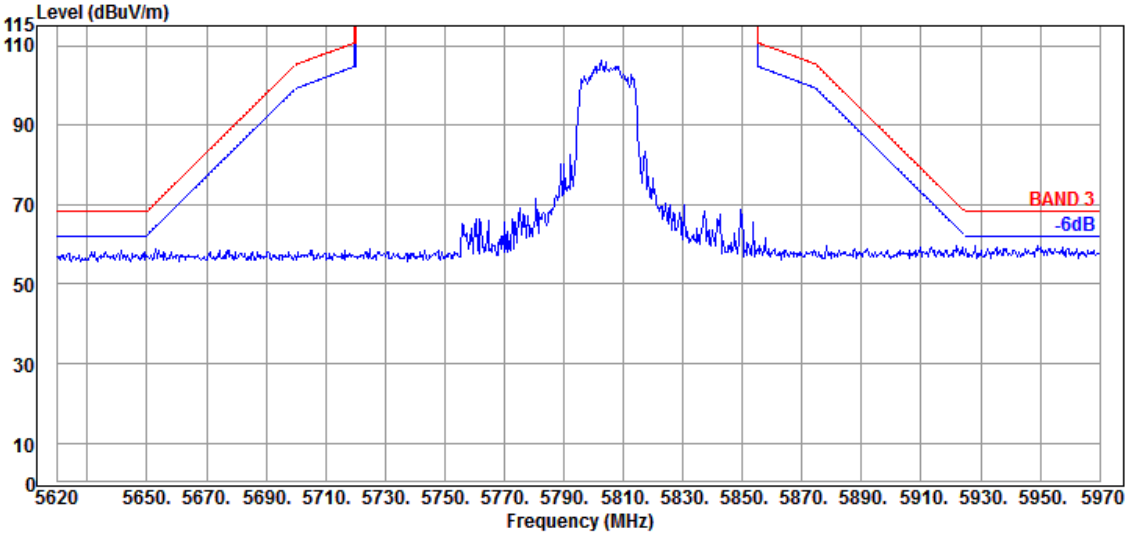

Antenna at Vertical Polarization

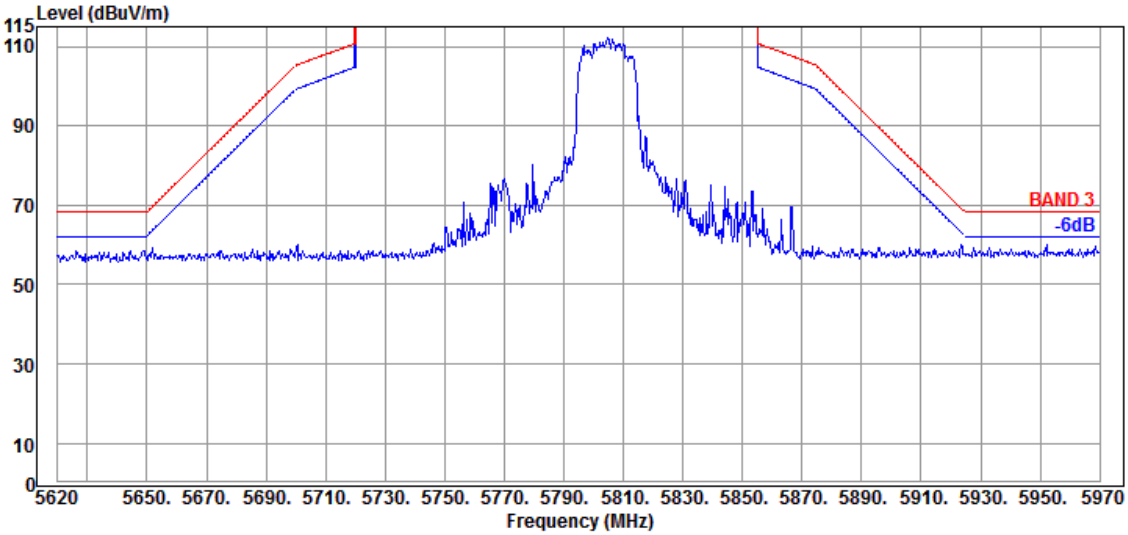

This test report may be reproduced in full only. The document may only be updated by Audix Technology Corp. personnel. Any changes will be noted in the Document History section of the report.

Audix Technology Corp.
No. 491, Zhongfu Rd., Linkou Dist.,
New Taipei City244, Taiwan
Tel: +886 2 26099301
Fax: +886 2 26099303

Mode	802.11ax-HE80	U-NII Band	1
RU Configuration	484/65	Frequency	TX 5210MHz

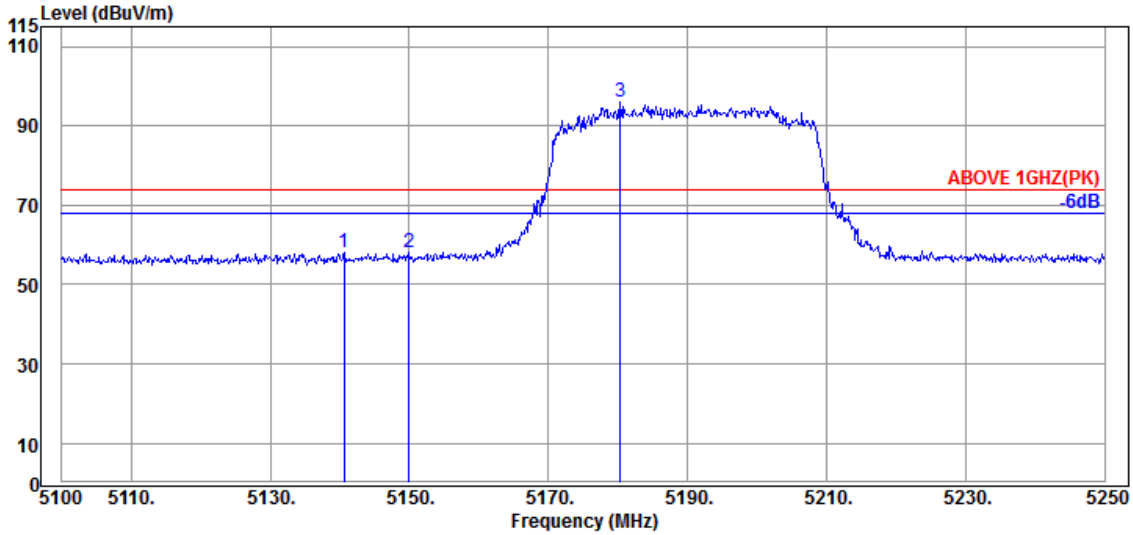

Antenna at Horizontal Polarization

	Emission Frequency (MHz)	Antenna Factor (dB/m)	Cable Loss (dB)	Preamp Gain (dB)	Read Level (dBμV)	Emission Level (dBμV/m)	Limits (dBμV/m)	Margin (dB)	Detector
	5140.650	34.40	8.88	34.34	49.02	57.96	74.00	16.04	Peak
	5149.950	34.50	8.88	34.34	49.04	58.08	74.00	15.92	Peak
@	5180.400	34.63	8.90	34.32	86.80	96.01	---	---	Peak

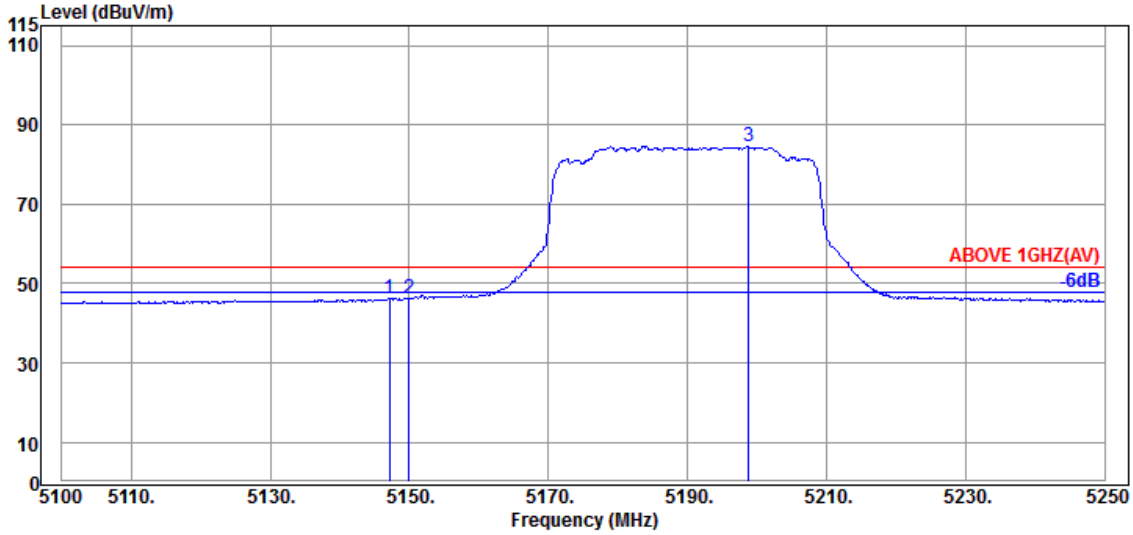

Antenna at Horizontal Polarization

	Emission Frequency (MHz)	Antenna Factor (dB/m)	Cable Loss (dB)	Preamp Gain (dB)	Read Level (dBμV)	Emission Level (dBμV/m)	Limits (dBμV/m)	Margin (dB)	Detector
	5147.100	34.50	8.88	34.34	37.22	46.26	54.00	7.74	Average
	5149.950	34.50	8.88	34.34	37.15	46.19	54.00	7.81	Average
@	5198.850	34.70	8.91	34.32	75.33	84.62	---	---	Average

Remark: The "@" means fundamental frequency, it is ignored in this section.

This test report may be reproduced in full only. The document may only be updated by Audix Technology Corp. personnel. Any changes will be noted in the Document History section of the report.

Audix Technology Corp.
No. 491, Zhongfu Rd., Linkou Dist.,
New Taipei City244, Taiwan
Tel: +886 2 26099301
Fax: +886 2 26099303

Mode	802.11ax-HE80	U-NII Band	1
RU Configuration	484/65	Frequency	TX 5210MHz

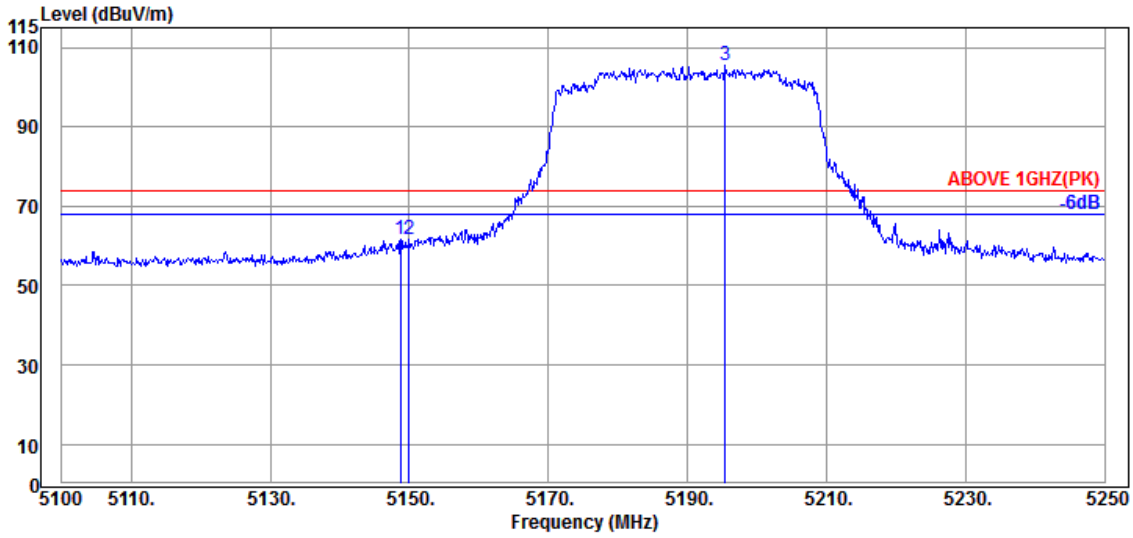

Antenna at Vertical Polarization

	Emission Frequency (MHz)	Antenna Factor (dB/m)	Cable Loss (dB)	Preamp Gain (dB)	Read Level (dBμV)	Emission Level (dBμV/m)	Limits (dBμV/m)	Margin (dB)	Detector
	5148.750	34.50	8.88	34.34	52.70	61.74	74.00	12.26	Peak
	5149.950	34.50	8.88	34.34	52.71	61.75	74.00	12.25	Peak
@	5195.400	34.70	8.91	34.32	96.32	105.61	---	---	Peak

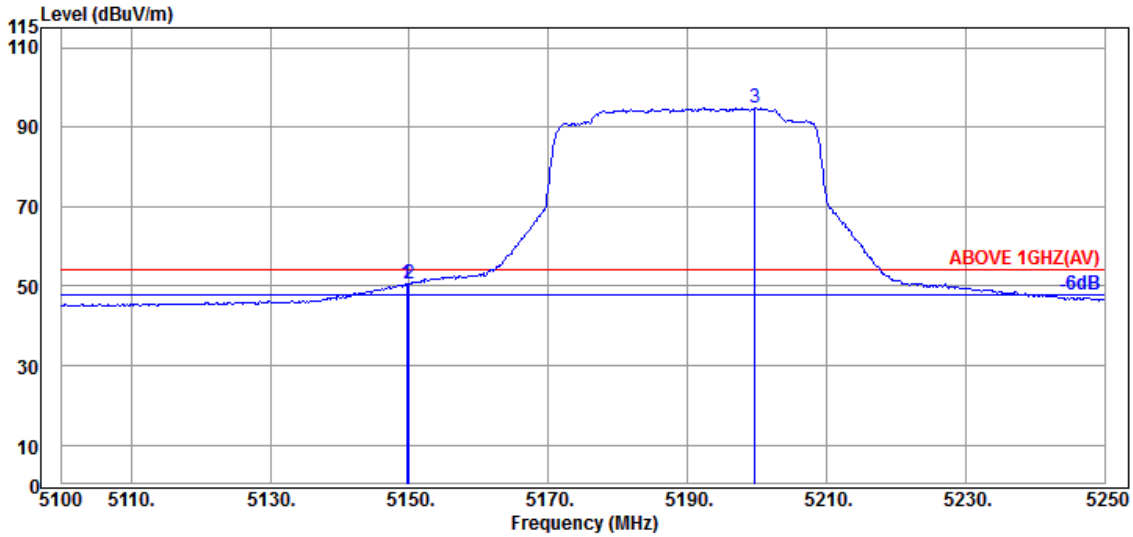

Antenna at Vertical Polarization

	Emission Frequency (MHz)	Antenna Factor (dB/m)	Cable Loss (dB)	Preamp Gain (dB)	Read Level (dBμV)	Emission Level (dBμV/m)	Limits (dBμV/m)	Margin (dB)	Detector
	5149.650	34.50	8.88	34.34	41.52	50.56	54.00	3.44	Average
	5149.950	34.50	8.88	34.34	41.61	50.65	54.00	3.35	Average
@	5199.750	34.70	8.91	34.32	85.46	94.75	---	---	Average

Remark: The "@" means fundamental frequency, it is ignored in this section.

This test report may be reproduced in full only. The document may only be updated by Audix Technology Corp. personnel. Any changes will be noted in the Document History section of the report.

Audix Technology Corp.
No. 491, Zhongfu Rd., Linkou Dist.,
New Taipei City244, Taiwan
Tel: +886 2 26099301
Fax: +886 2 26099303

Mode	802.11ax-HE80	U-NII Band	2A
RU Configuration	484/66	Frequency	TX 5290MHz

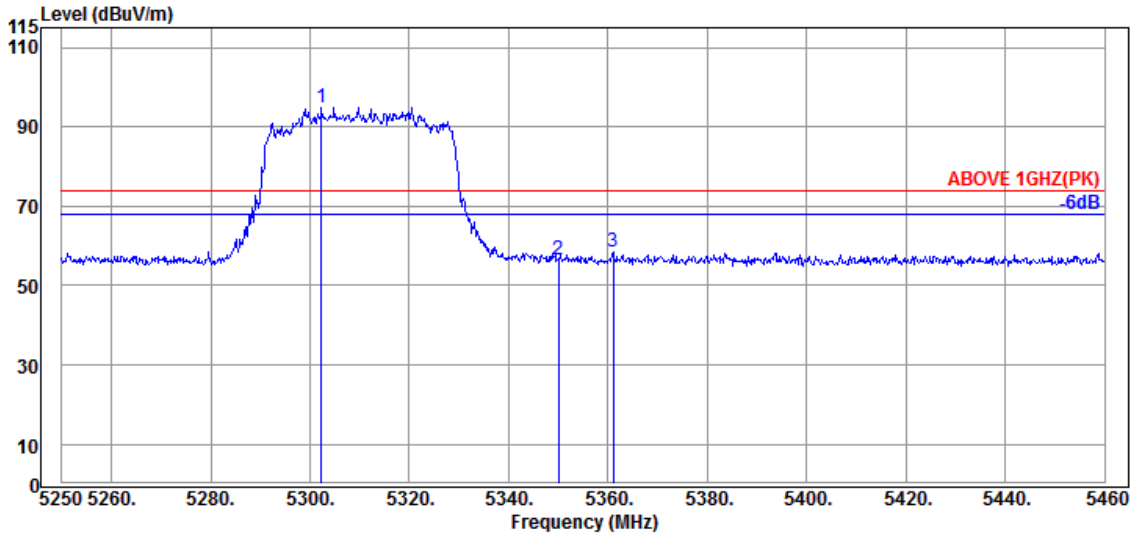

Antenna at Horizontal Polarization

Emission Frequency (MHz)	Antenna Factor (dB/m)	Cable Loss (dB)	Preamp Gain (dB)	Read Level (dBμV)	Emission Level (dBμV/m)	Limits (dBμV/m)	Margin (dB)	Detector
@ 5302.290	34.40	8.97	34.28	85.86	94.95	---	---	Peak
5349.960	34.90	8.99	34.26	47.06	56.69	74.00	17.31	Peak
5361.090	34.87	9.00	34.26	48.82	58.43	74.00	15.57	Peak

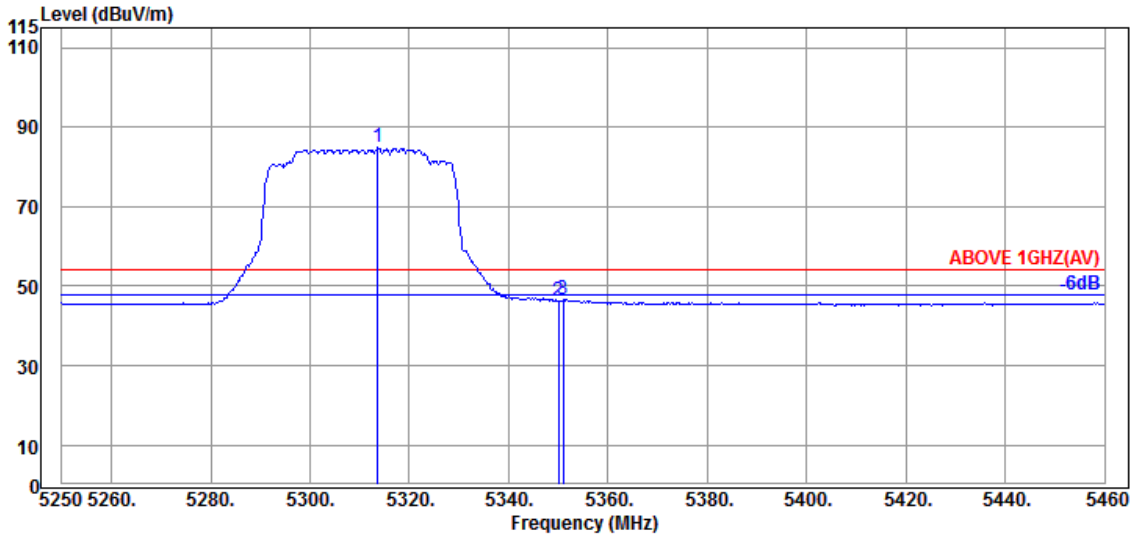

Antenna at Horizontal Polarization

Emission Frequency (MHz)	Antenna Factor (dB/m)	Cable Loss (dB)	Preamp Gain (dB)	Read Level (dBμV)	Emission Level (dBμV/m)	Limits (dBμV/m)	Margin (dB)	Detector
@ 5313.630	34.57	8.98	34.27	75.56	84.84	---	---	Average
5349.960	34.90	8.99	34.26	36.78	46.41	54.00	7.59	Average
5351.010	34.90	8.99	34.26	36.89	46.52	54.00	7.48	Average

Remark: The "@" means fundamental frequency, it is ignored in this section.

This test report may be reproduced in full only. The document may only be updated by Audix Technology Corp. personnel. Any changes will be noted in the Document History section of the report.

Audix Technology Corp.
No. 491, Zhongfu Rd., Linkou Dist.,
New Taipei City244, Taiwan
Tel: +886 2 26099301
Fax: +886 2 26099303

Mode	802.11ax-HE80	U-NII Band	2A
RU Configuration	484/66	Frequency	TX 5290MHz

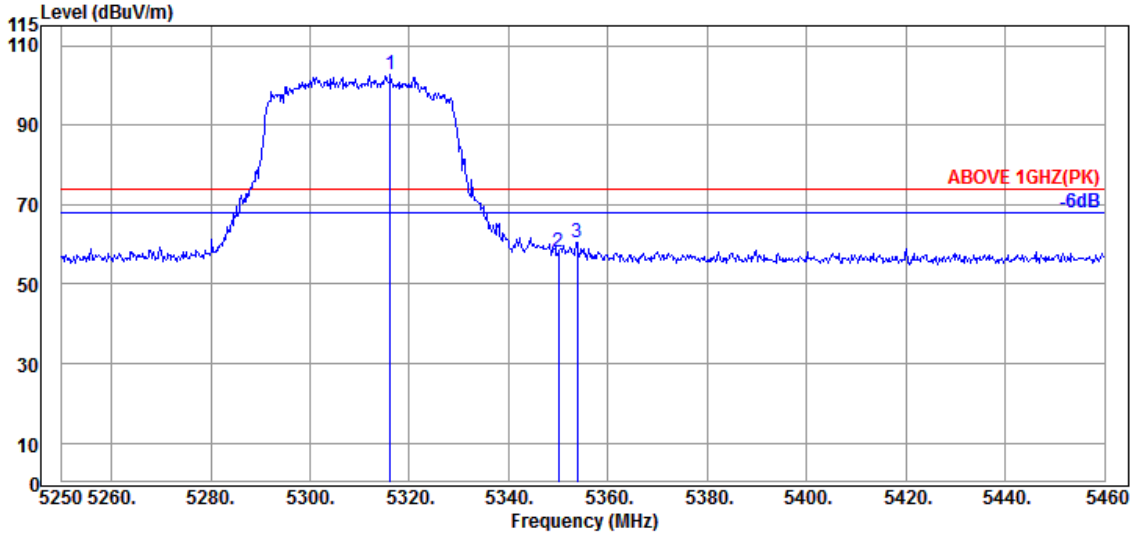

Antenna at Vertical Polarization

Emission Frequency (MHz)	Antenna Factor (dB/m)	Cable Loss (dB)	Preamp Gain (dB)	Read Level (dBμV)	Emission Level (dBμV/m)	Limits (dBμV/m)	Margin (dB)	Detector
@ 5316.150	34.57	8.98	34.27	93.45	102.73	---	---	Peak
5349.960	34.90	8.99	34.26	48.47	58.10	74.00	15.90	Peak
5353.740	34.90	8.99	34.26	50.83	60.46	74.00	13.54	Peak

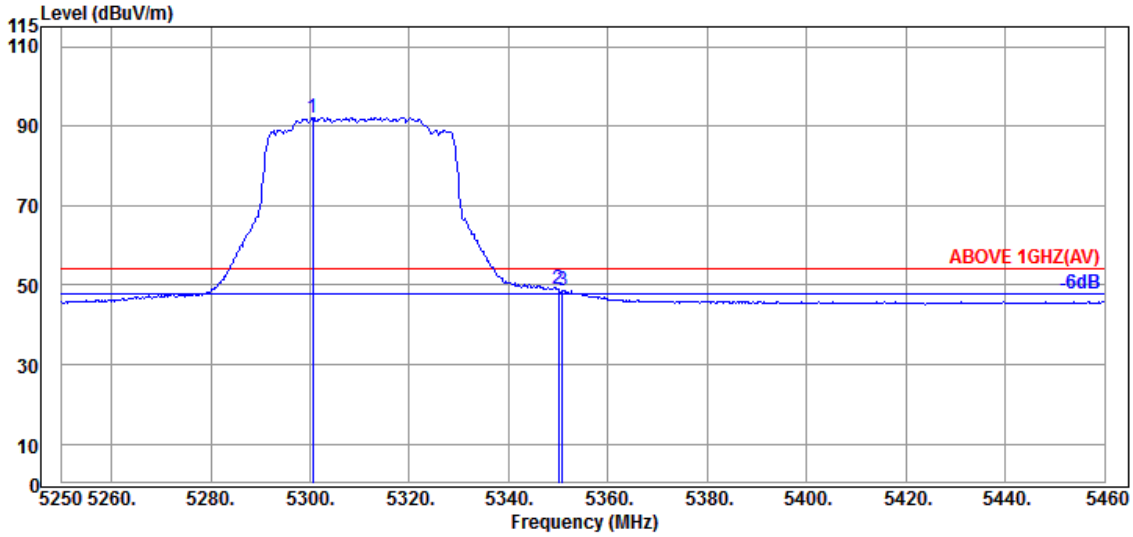

Antenna at Vertical Polarization

Emission Frequency (MHz)	Antenna Factor (dB/m)	Cable Loss (dB)	Preamp Gain (dB)	Read Level (dBμV)	Emission Level (dBμV/m)	Limits (dBμV/m)	Margin (dB)	Detector
@ 5300.610	34.40	8.97	34.28	82.97	92.06	---	---	Average
5349.960	34.90	8.99	34.26	39.29	48.92	54.00	5.08	Average
5350.800	34.90	8.99	34.26	38.90	48.53	54.00	5.47	Average

Remark: The "@" means fundamental frequency, it is ignored in this section.

This test report may be reproduced in full only. The document may only be updated by Audix Technology Corp. personnel. Any changes will be noted in the Document History section of the report.

Audix Technology Corp.
No. 491, Zhongfu Rd., Linkou Dist.,
New Taipei City244, Taiwan
Tel: +886 2 26099301
Fax: +886 2 26099303

Mode	802.11ax-HE80	U-NII Band	2C
RU Configuration	484/65	Frequency	TX 5530MHz

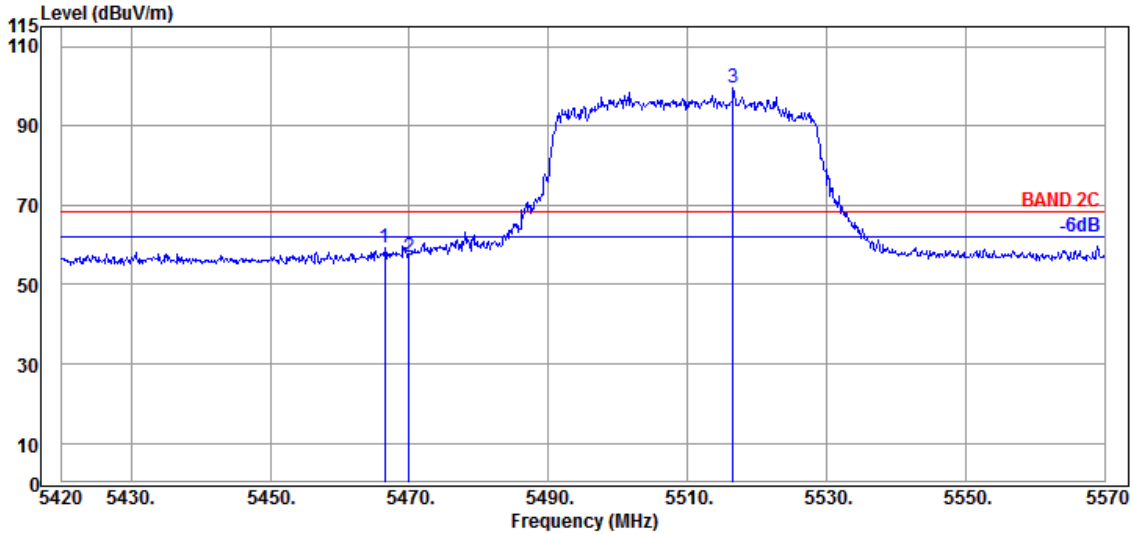

Antenna at Horizontal Polarization

	Emission Frequency (MHz)	Antenna Factor (dB/m)	Cable Loss (dB)	Preamp Gain (dB)	Read Level (dBμV)	Emission Level (dBμV/m)	Limits (dBμV/m)	Margin (dB)	Detector
	5466.500	34.63	9.06	34.21	49.77	59.25	68.20	8.95	Peak
	5469.950	34.63	9.06	34.21	47.55	57.03	68.20	11.17	Peak
@	5516.600	34.70	9.09	34.21	89.98	99.56	---	---	Peak

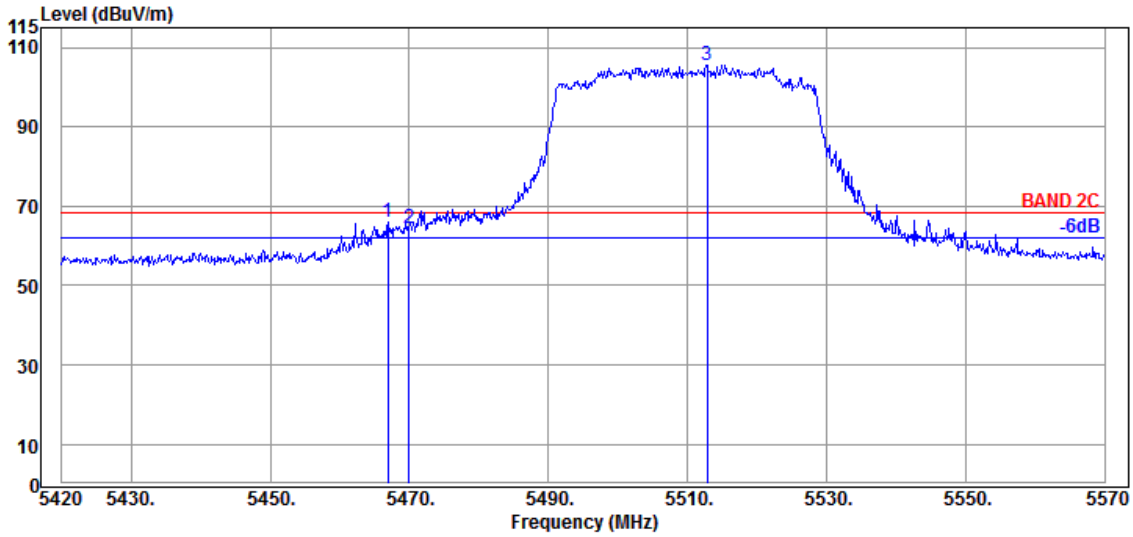

Antenna at Vertical Polarization

	Emission Frequency (MHz)	Antenna Factor (dB/m)	Cable Loss (dB)	Preamp Gain (dB)	Read Level (dBμV)	Emission Level (dBμV/m)	Limits (dBμV/m)	Margin (dB)	Detector
	5466.950	34.63	9.06	34.21	56.41	65.89	68.20	2.31	Peak
	5469.950	34.63	9.06	34.21	55.06	64.54	68.20	3.66	Peak
@	5512.850	34.70	9.09	34.21	96.00	105.58	---	---	Peak

Remark: The "@" means fundamental frequency, it is ignored in this section.

This test report may be reproduced in full only. The document may only be updated by Audix Technology Corp. personnel. Any changes will be noted in the Document History section of the report.

Audix Technology Corp.
No. 491, Zhongfu Rd., Linkou Dist.,
New Taipei City244, Taiwan
Tel: +886 2 26099301
Fax: +886 2 26099303

Mode	802.11ax-HE80	U-NII Band	2C
RU Configuration	484/65	Frequency	TX 5530MHz

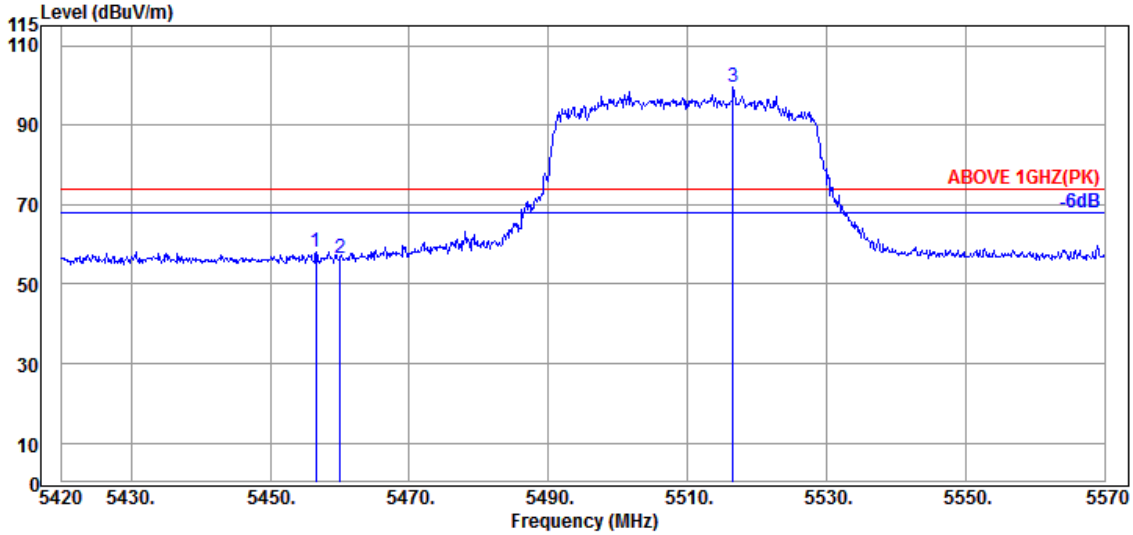

Antenna at Horizontal Polarization

Emission Frequency (MHz)	Antenna Factor (dB/m)	Cable Loss (dB)	Preamp Gain (dB)	Read Level (dBμV)	Emission Level (dBμV/m)	Limits (dBμV/m)	Margin (dB)	Detector
5456.600	34.60	9.05	34.21	48.82	58.26	74.00	15.74	Peak
5460.050	34.60	9.05	34.21	47.10	56.54	74.00	17.46	Peak
@ 5516.600	34.70	9.09	34.21	89.98	99.56	---	---	Peak

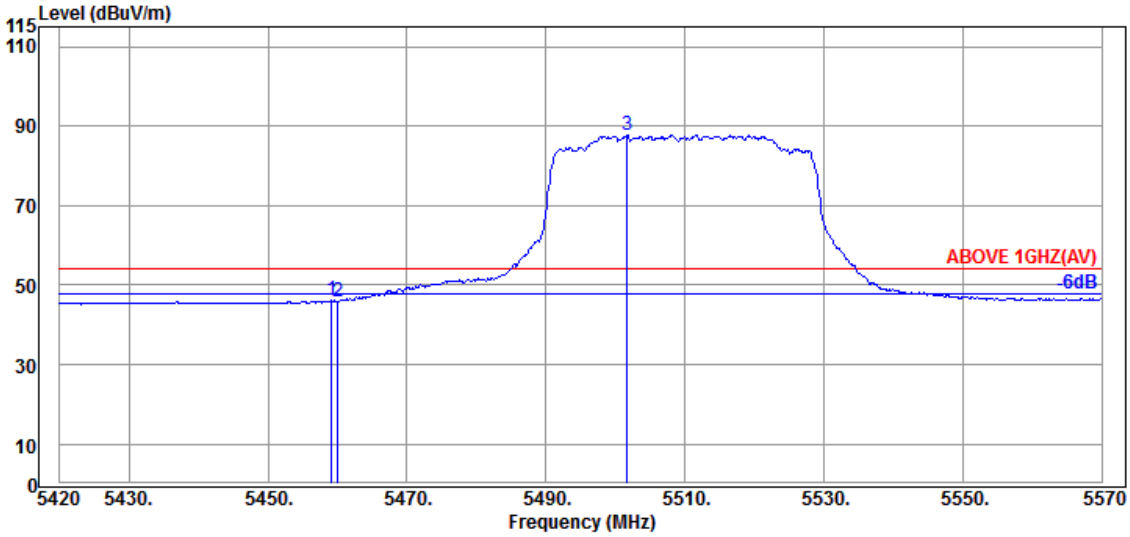

Antenna at Horizontal Polarization

Emission Frequency (MHz)	Antenna Factor (dB/m)	Cable Loss (dB)	Preamp Gain (dB)	Read Level (dBμV)	Emission Level (dBμV/m)	Limits (dBμV/m)	Margin (dB)	Detector
5459.150	34.60	9.05	34.21	36.69	46.13	54.00	7.87	Average
5460.050	34.60	9.05	34.21	36.44	45.88	54.00	8.12	Average
@ 5501.750	34.70	9.08	34.20	78.21	87.79	---	---	Average

Remark: The "@" means fundamental frequency, it is ignored in this section.

This test report may be reproduced in full only. The document may only be updated by Audix Technology Corp. personnel. Any changes will be noted in the Document History section of the report.

Audix Technology Corp.
No. 491, Zhongfu Rd., Linkou Dist.,
New Taipei City244, Taiwan
Tel: +886 2 26099301
Fax: +886 2 26099303

Mode	802.11ax-HE80	U-NII Band	2C
RU Configuration	484/65	Frequency	TX 5530MHz

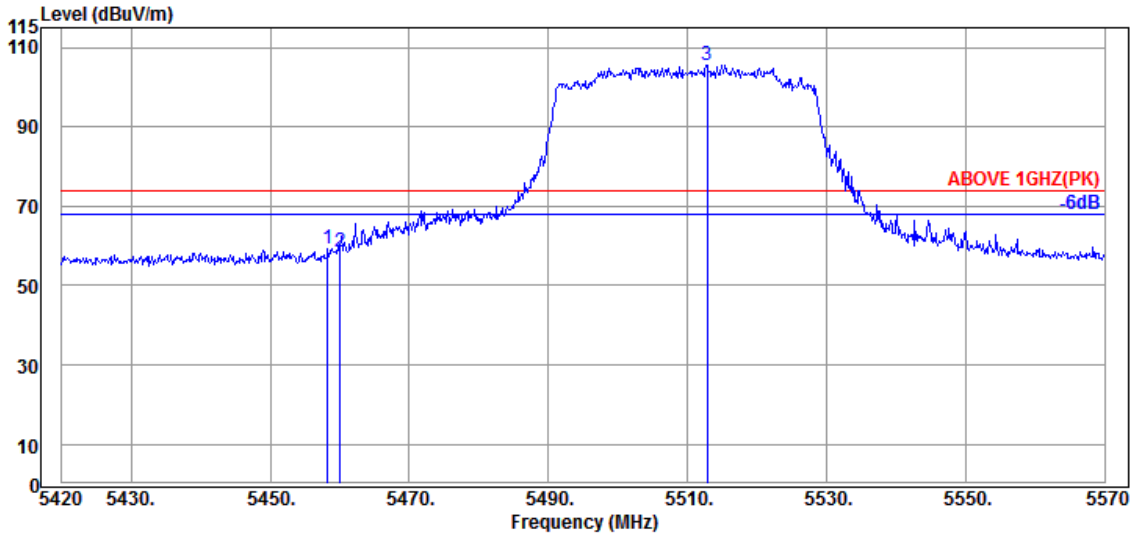

Antenna at Vertical Polarization

	Emission Frequency (MHz)	Antenna Factor (dB/m)	Cable Loss (dB)	Preamp Gain (dB)	Read Level (dBμV)	Emission Level (dBμV/m)	Limits (dBμV/m)	Margin (dB)	Detector
	5458.250	34.60	9.05	34.21	49.90	59.34	74.00	14.66	Peak
	5460.050	34.60	9.05	34.21	49.21	58.65	74.00	15.35	Peak
@	5512.850	34.70	9.09	34.21	96.00	105.58	---	---	Peak

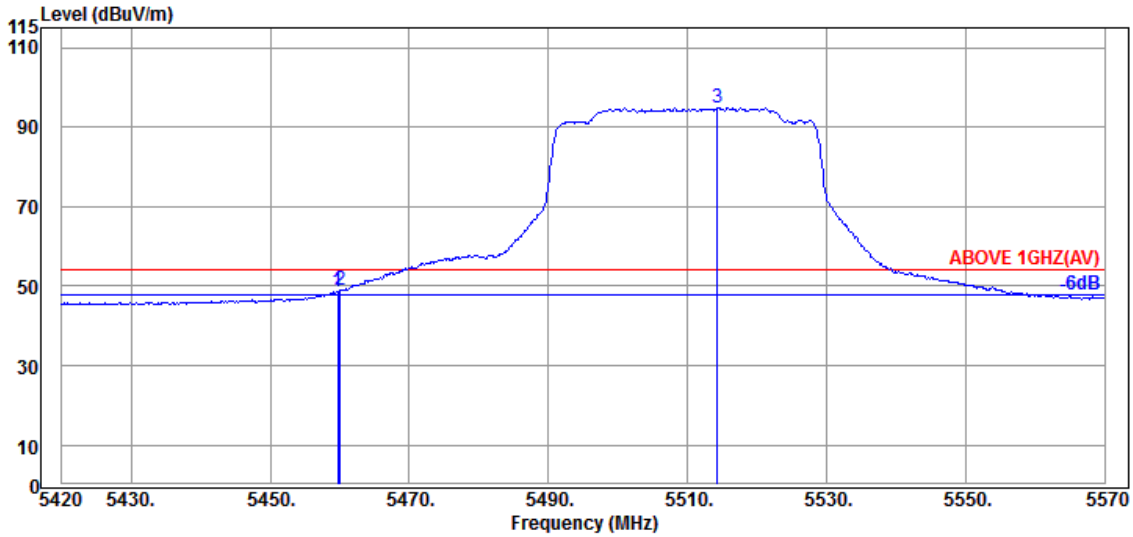

Antenna at Vertical Polarization

	Emission Frequency (MHz)	Antenna Factor (dB/m)	Cable Loss (dB)	Preamp Gain (dB)	Read Level (dBμV)	Emission Level (dBμV/m)	Limits (dBμV/m)	Margin (dB)	Detector
	5459.750	34.60	9.05	34.21	39.25	48.69	54.00	5.31	Average
	5460.050	34.60	9.05	34.21	39.57	49.01	54.00	4.99	Average
@	5514.350	34.70	9.09	34.21	85.20	94.78	---	---	Average

Remark: The "@" means fundamental frequency, it is ignored in this section.

This test report may be reproduced in full only. The document may only be updated by Audix Technology Corp. personnel. Any changes will be noted in the Document History section of the report.

Audix Technology Corp.
No. 491, Zhongfu Rd., Linkou Dist.,
New Taipei City244, Taiwan
Tel: +886 2 26099301
Fax: +886 2 26099303

Mode	802.11ax-HE80	U-NII Band	2C
RU Configuration	484/66	Frequency	TX 5610MHz

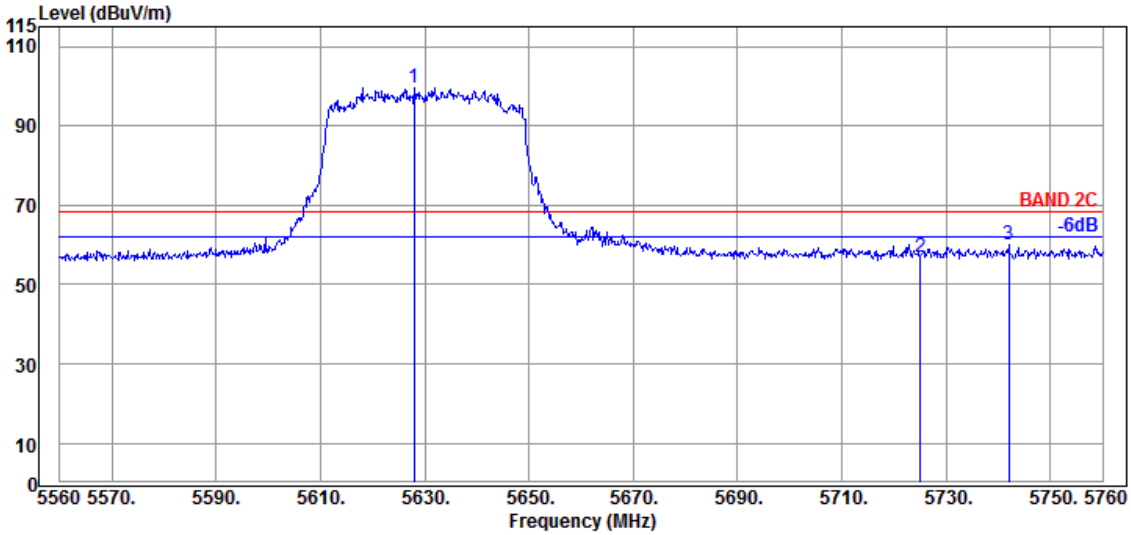

Antenna at Horizontal Polarization

Emission Frequency (MHz)	Antenna Factor (dB/m)	Cable Loss (dB)	Preamp Gain (dB)	Read Level (dBμV)	Emission Level (dBμV/m)	Limits (dBμV/m)	Margin (dB)	Detector
@ 5628.000	34.47	9.14	34.26	90.43	99.78	---	---	Peak
5725.000	34.90	9.20	34.30	47.09	56.89	68.20	11.31	Peak
5742.000	35.00	9.20	34.31	50.08	59.97	68.20	8.23	Peak

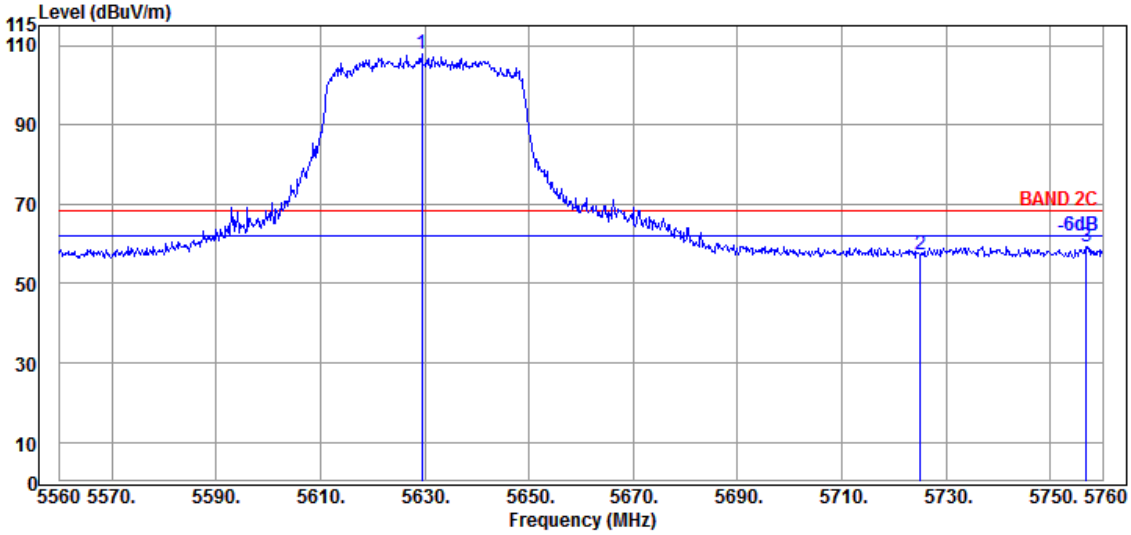

Antenna at Vertical Polarization

Emission Frequency (MHz)	Antenna Factor (dB/m)	Cable Loss (dB)	Preamp Gain (dB)	Read Level (dBμV)	Emission Level (dBμV/m)	Limits (dBμV/m)	Margin (dB)	Detector
@ 5629.400	34.47	9.14	34.26	98.58	107.93	---	---	Peak
5725.000	34.90	9.20	34.30	47.42	57.22	68.20	10.98	Peak
5756.800	35.03	9.21	34.32	49.34	59.26	68.20	8.94	Peak

Remark: The "@" means fundamental frequency, it is ignored in this section.

This test report may be reproduced in full only. The document may only be updated by Audix Technology Corp. personnel. Any changes will be noted in the Document History section of the report.

Audix Technology Corp.
No. 491, Zhongfu Rd., Linkou Dist.,
New Taipei City244, Taiwan

Tel: +886 2 26099301
Fax: +886 2 26099303

Mode	802.11ax-HE80	U-NII Band	3
RU Configuration	484/65	Frequency	TX 5775MHz

Antenna at Horizontal Polarization

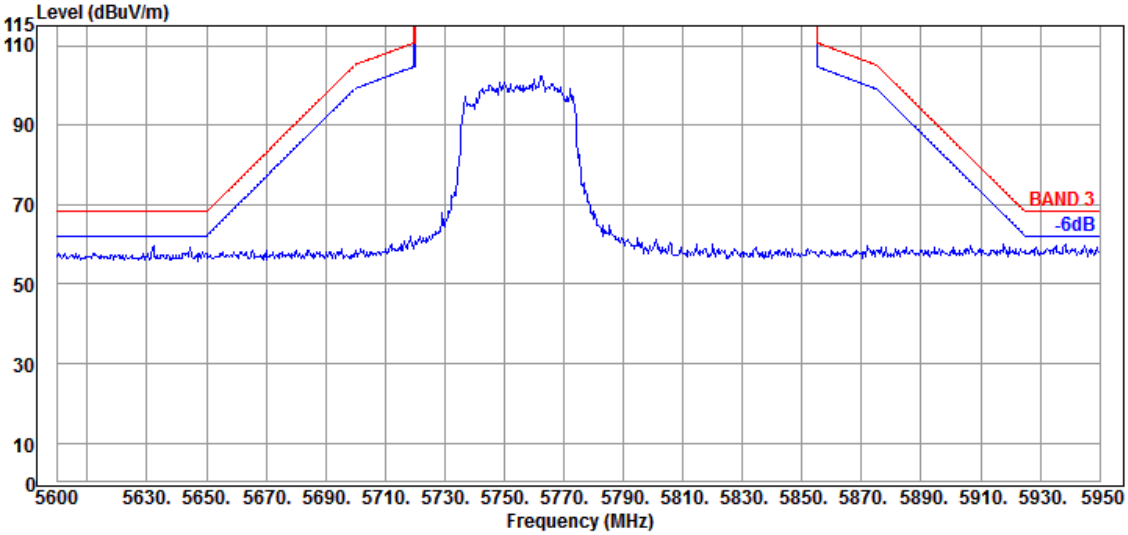

Antenna at Vertical Polarization

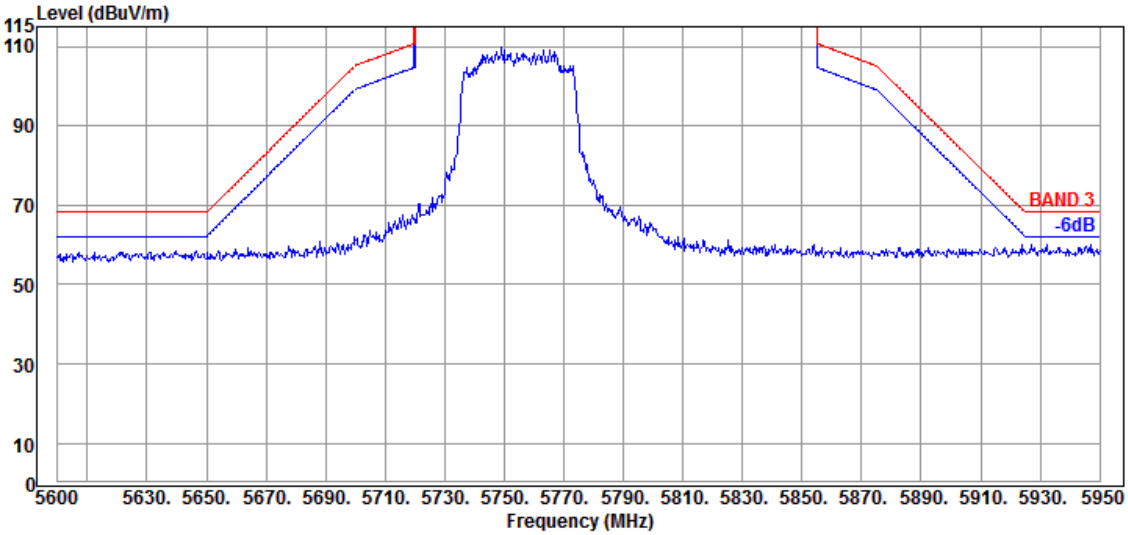

This test report may be reproduced in full only. The document may only be updated by Audix Technology Corp. personnel. Any changes will be noted in the Document History section of the report.

Audix Technology Corp.
No. 491, Zhongfu Rd., Linkou Dist.,
New Taipei City244, Taiwan
Tel: +886 2 26099301
Fax: +886 2 26099303

Mode	802.11ax-HE80	U-NII Band	3
RU Configuration	484/66	Frequency	TX 5775MHz

Antenna at Horizontal Polarization

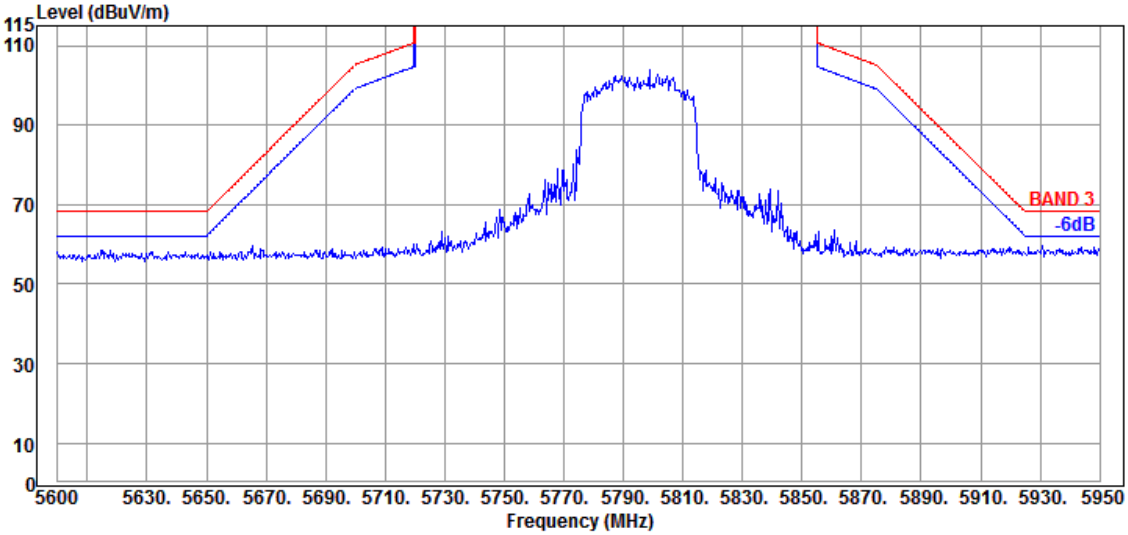

Antenna at Vertical Polarization

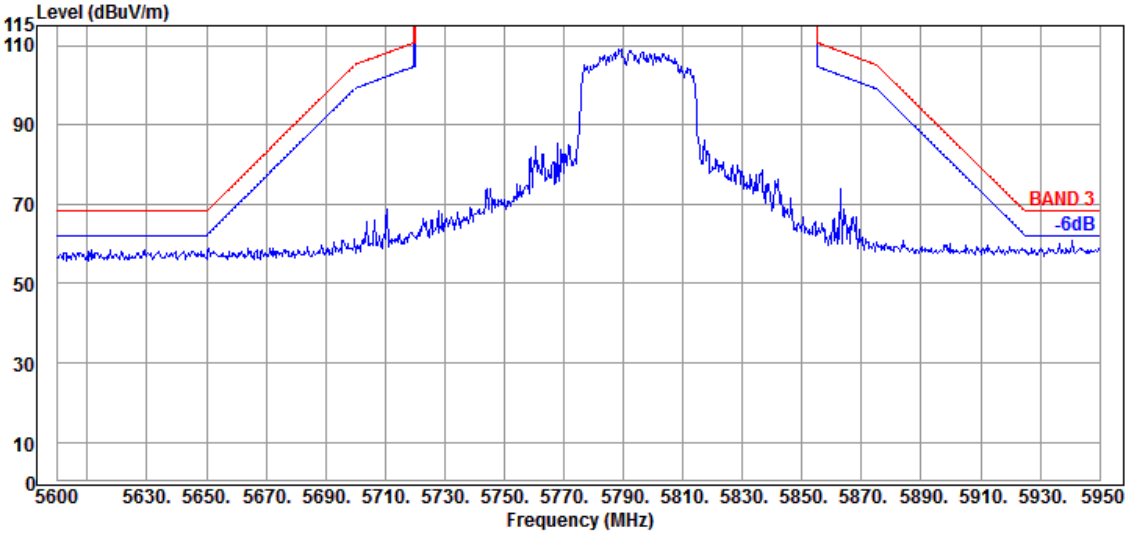

This test report may be reproduced in full only. The document may only be updated by Audix Technology Corp. personnel. Any changes will be noted in the Document History section of the report.

Audix Technology Corp.
No. 491, Zhongfu Rd., Linkou Dist.,
New Taipei City244, Taiwan
Tel: +886 2 26099301
Fax: +886 2 26099303

Mode	802.11ax-HE160	U-NII Band	1 & 2A
RU Configuration	996/67	Frequency	TX 5250MHz

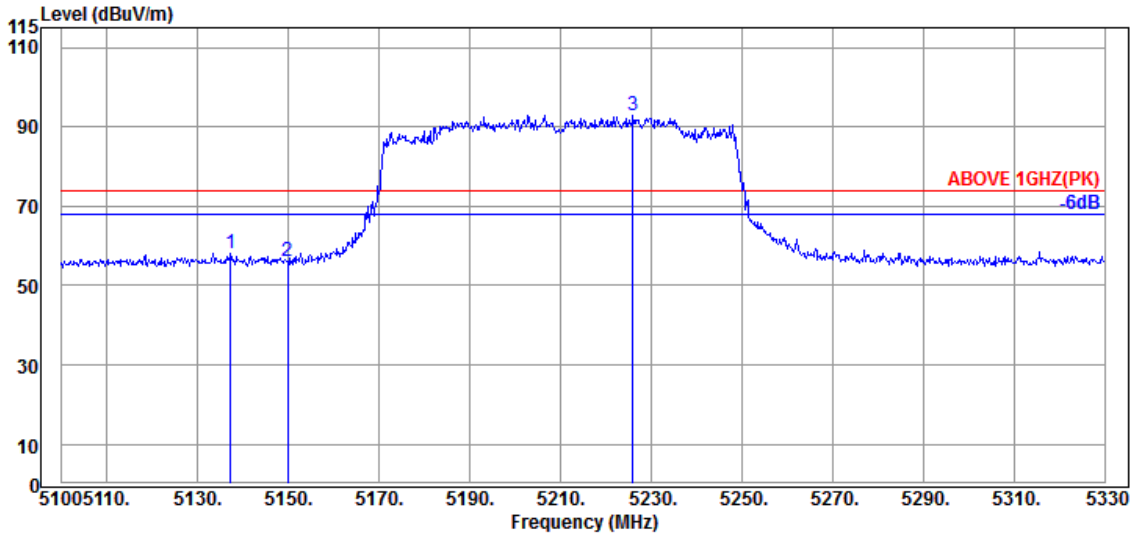

Antenna at Horizontal Polarization

	Emission Frequency (MHz)	Antenna Factor (dB/m)	Cable Loss (dB)	Preamp Gain (dB)	Read Level (dBμV)	Emission Level (dBμV/m)	Limits (dBμV/m)	Margin (dB)	Detector
	5137.260	34.40	8.88	34.34	49.18	58.12	74.00	15.88	Peak
	5149.910	34.50	8.88	34.34	47.12	56.16	74.00	17.84	Peak
@	5226.040	34.60	8.93	34.30	83.60	92.83	---	---	Peak

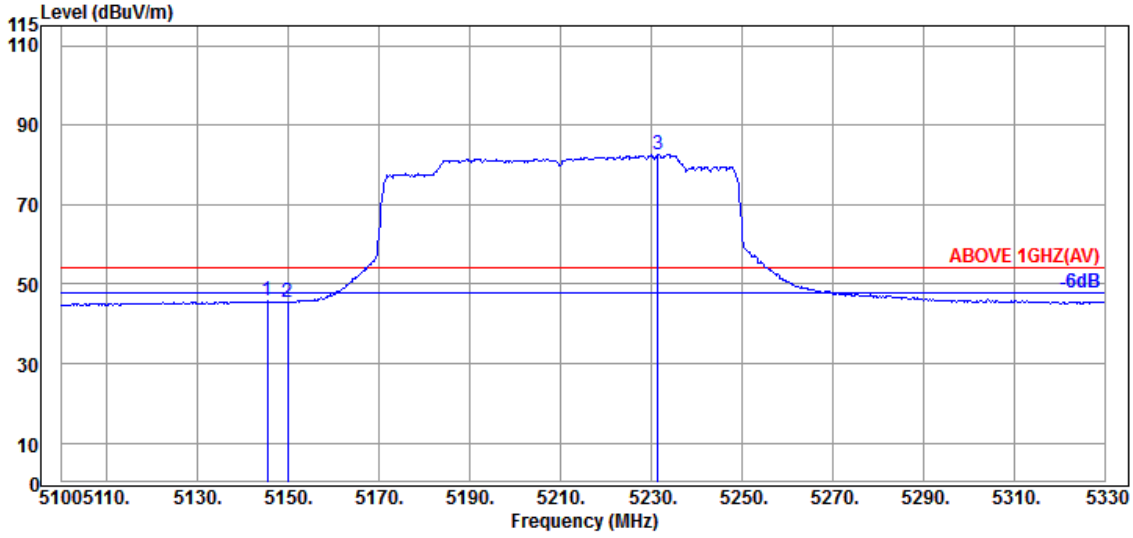

Antenna at Horizontal Polarization

	Emission Frequency (MHz)	Antenna Factor (dB/m)	Cable Loss (dB)	Preamp Gain (dB)	Read Level (dBμV)	Emission Level (dBμV/m)	Limits (dBμV/m)	Margin (dB)	Detector
	5145.310	34.50	8.88	34.34	36.61	45.65	54.00	8.35	Average
	5149.910	34.50	8.88	34.34	36.49	45.53	54.00	8.47	Average
@	5231.560	34.60	8.93	34.30	73.35	82.58	---	---	Average

Remark: The "@" means fundamental frequency, it is ignored in this section.

This test report may be reproduced in full only. The document may only be updated by Audix Technology Corp. personnel. Any changes will be noted in the Document History section of the report.

Audix Technology Corp.
No. 491, Zhongfu Rd., Linkou Dist.,
New Taipei City244, Taiwan
Tel: +886 2 26099301
Fax: +886 2 26099303

Mode	802.11ax-HE160	U-NII Band	1 & 2A
RU Configuration	996/67	Frequency	TX 5250MHz

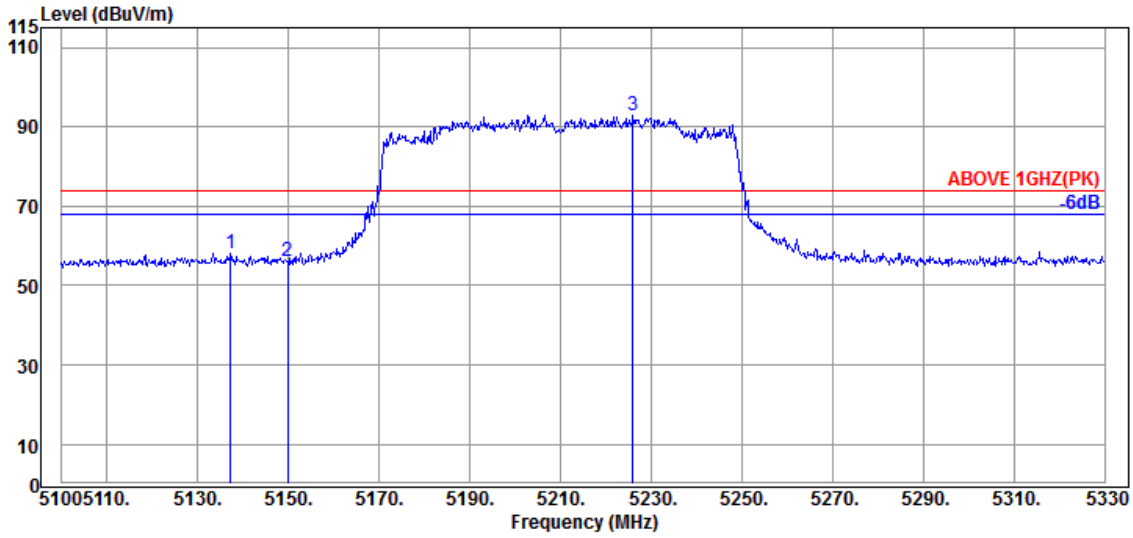

Antenna at Vertical Polarization

	Emission Frequency (MHz)	Antenna Factor (dB/m)	Cable Loss (dB)	Preamp Gain (dB)	Read Level (dBμV)	Emission Level (dBμV/m)	Limits (dBμV/m)	Margin (dB)	Detector
	5137.260	34.40	8.88	34.34	49.18	58.12	74.00	15.88	Peak
	5149.910	34.50	8.88	34.34	47.12	56.16	74.00	17.84	Peak
@	5226.040	34.60	8.93	34.30	83.60	92.83	---	---	Peak

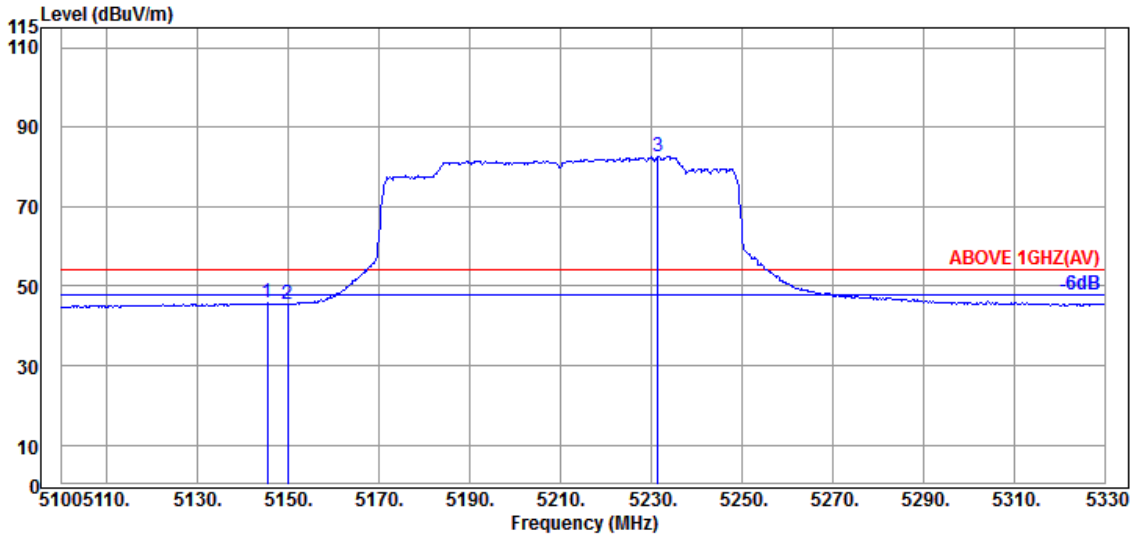

Antenna at Vertical Polarization

	Emission Frequency (MHz)	Antenna Factor (dB/m)	Cable Loss (dB)	Preamp Gain (dB)	Read Level (dBμV)	Emission Level (dBμV/m)	Limits (dBμV/m)	Margin (dB)	Detector
	5145.310	34.50	8.88	34.34	36.61	45.65	54.00	8.35	Average
	5149.910	34.50	8.88	34.34	36.49	45.53	54.00	8.47	Average
@	5231.560	34.60	8.93	34.30	73.35	82.58	---	---	Average

Remark: The "@" means fundamental frequency, it is ignored in this section.

This test report may be reproduced in full only. The document may only be updated by Audix Technology Corp. personnel. Any changes will be noted in the Document History section of the report.

Audix Technology Corp.
No. 491, Zhongfu Rd., Linkou Dist.,
New Taipei City244, Taiwan
Tel: +886 2 26099301
Fax: +886 2 26099303

Mode	802.11ax-HE160	U-NII Band	1 & 2A
RU Configuration	996/S67	Frequency	TX 5250MHz

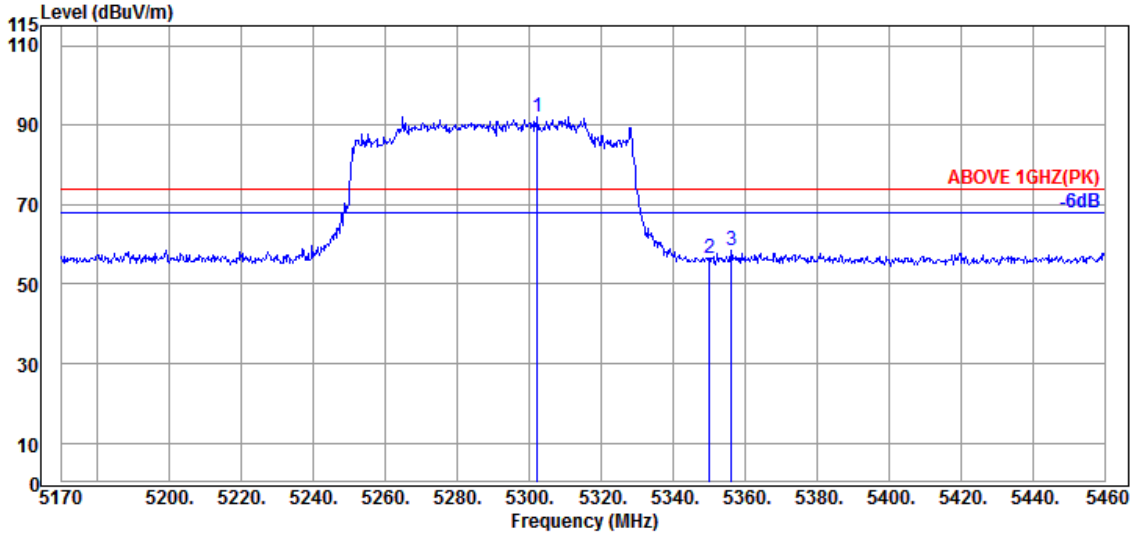

Antenna at Horizontal Polarization

Emission Frequency (MHz)	Antenna Factor (dB/m)	Cable Loss (dB)	Preamp Gain (dB)	Read Level (dBμV)	Emission Level (dBμV/m)	Limits (dBμV/m)	Margin (dB)	Detector
@ 5302.240	34.40	8.97	34.28	83.14	92.23	---	---	Peak
5350.090	34.90	8.99	34.26	47.01	56.64	74.00	17.36	Peak
5356.180	34.87	9.00	34.26	48.84	58.45	74.00	15.55	Peak

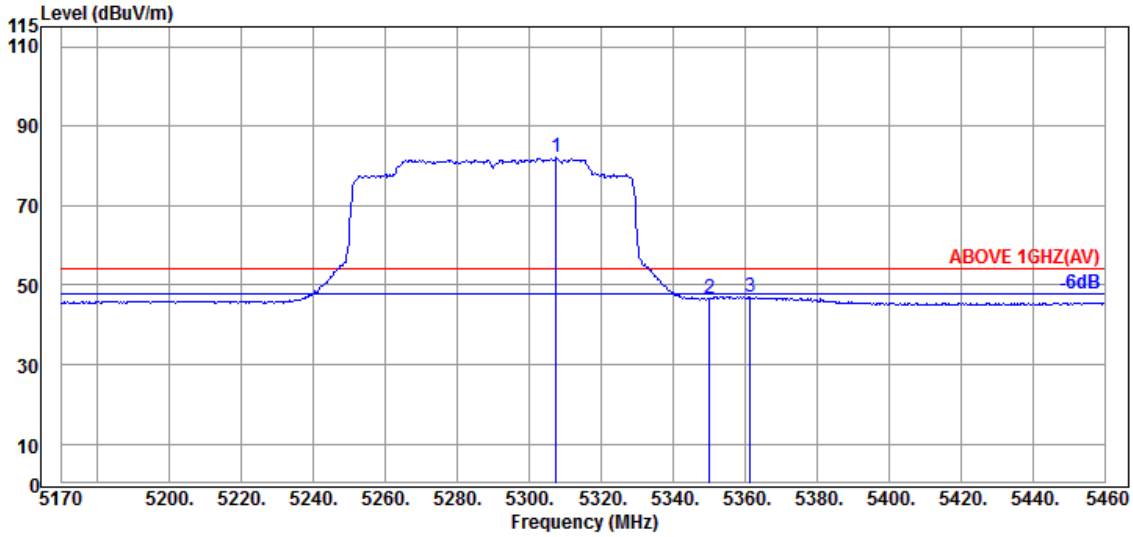

Antenna at Horizontal Polarization

Emission Frequency (MHz)	Antenna Factor (dB/m)	Cable Loss (dB)	Preamp Gain (dB)	Read Level (dBμV)	Emission Level (dBμV/m)	Limits (dBμV/m)	Margin (dB)	Detector
@ 5307.460	34.40	8.97	34.28	72.95	82.04	---	---	Average
5350.090	34.90	8.99	34.26	36.96	46.59	54.00	7.41	Average
5361.400	34.87	9.00	34.26	37.49	47.10	54.00	6.90	Average

Remark: The "@" means fundamental frequency, it is ignored in this section.

This test report may be reproduced in full only. The document may only be updated by Audix Technology Corp. personnel. Any changes will be noted in the Document History section of the report.

Audix Technology Corp.
No. 491, Zhongfu Rd., Linkou Dist.,
New Taipei City244, Taiwan
Tel: +886 2 26099301
Fax: +886 2 26099303

Mode	802.11ax-HE160	U-NII Band	1 & 2A
RU Configuration	996/S67	Frequency	TX 5250MHz

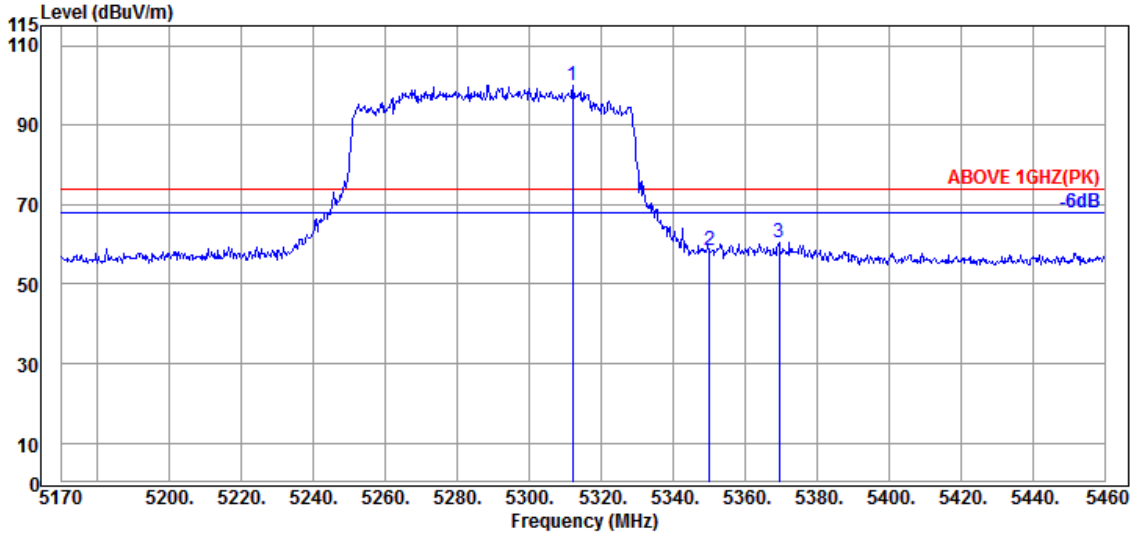

Antenna at Vertical Polarization

Emission Frequency (MHz)	Antenna Factor (dB/m)	Cable Loss (dB)	Preamp Gain (dB)	Read Level (dBμV)	Emission Level (dBμV/m)	Limits (dBμV/m)	Margin (dB)	Detector
@ 5312.100	34.57	8.98	34.27	90.87	100.15	---	---	Peak
5350.090	34.90	8.99	34.26	48.95	58.58	74.00	15.42	Peak
5369.520	34.87	9.00	34.25	50.76	60.38	74.00	13.62	Peak

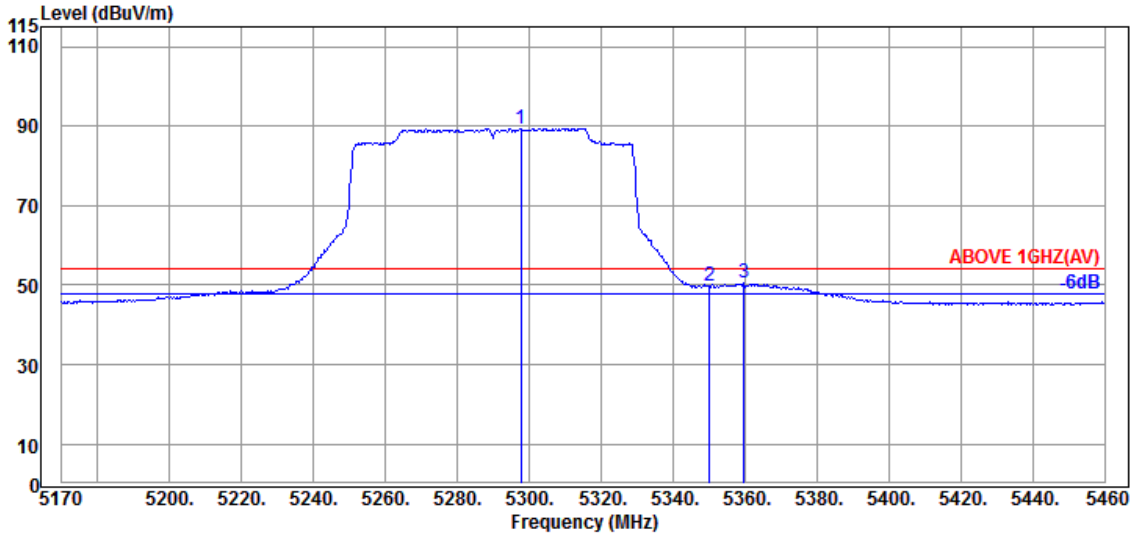

Antenna at Vertical Polarization

Emission Frequency (MHz)	Antenna Factor (dB/m)	Cable Loss (dB)	Preamp Gain (dB)	Read Level (dBμV)	Emission Level (dBμV/m)	Limits (dBμV/m)	Margin (dB)	Detector
@ 5297.600	34.40	8.97	34.28	80.34	89.43	---	---	Average
5350.090	34.90	8.99	34.26	39.97	49.60	54.00	4.40	Average
5359.660	34.87	9.00	34.26	40.89	50.50	54.00	3.50	Average

Remark: The "@" means fundamental frequency, it is ignored in this section.

This test report may be reproduced in full only. The document may only be updated by Audix Technology Corp. personnel. Any changes will be noted in the Document History section of the report.

Audix Technology Corp.
No. 491, Zhongfu Rd., Linkou Dist.,
New Taipei City244, Taiwan
Tel: +886 2 26099301
Fax: +886 2 26099303

Mode	802.11ax-HE160	U-NII Band	2C
RU Configuration	996/67	Frequency	TX 5570MHz

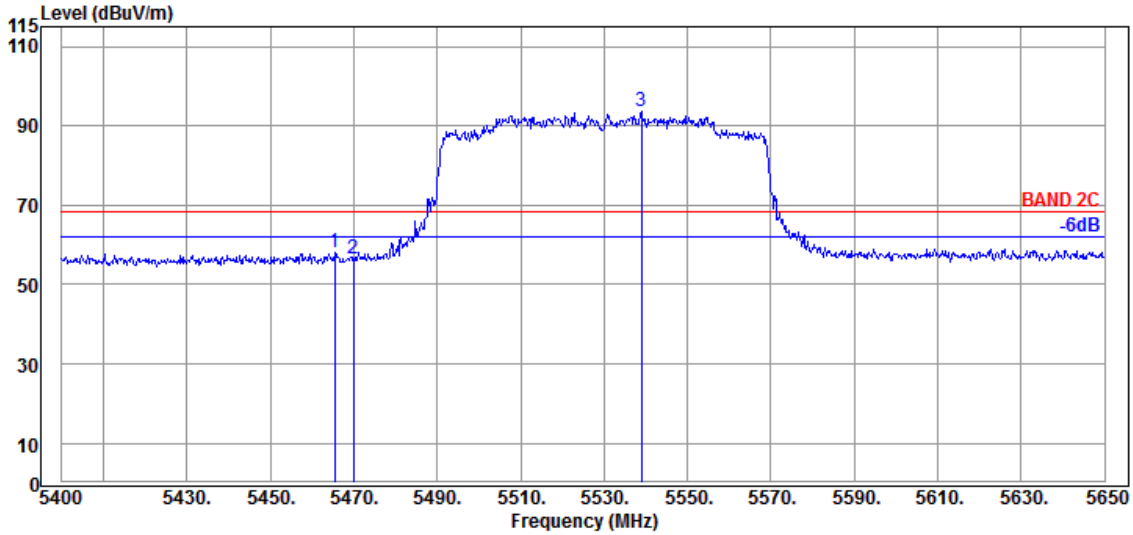

Antenna at Horizontal Polarization

	Emission Frequency (MHz)	Antenna Factor (dB/m)	Cable Loss (dB)	Preamp Gain (dB)	Read Level (dBμV)	Emission Level (dBμV/m)	Limits (dBμV/m)	Margin (dB)	Detector
	5465.500	34.63	9.06	34.21	48.48	57.96	68.20	10.24	Peak
	5470.000	34.63	9.06	34.21	47.02	56.50	68.20	11.70	Peak
@	5539.000	34.70	9.09	34.22	84.26	93.83	---	---	Peak

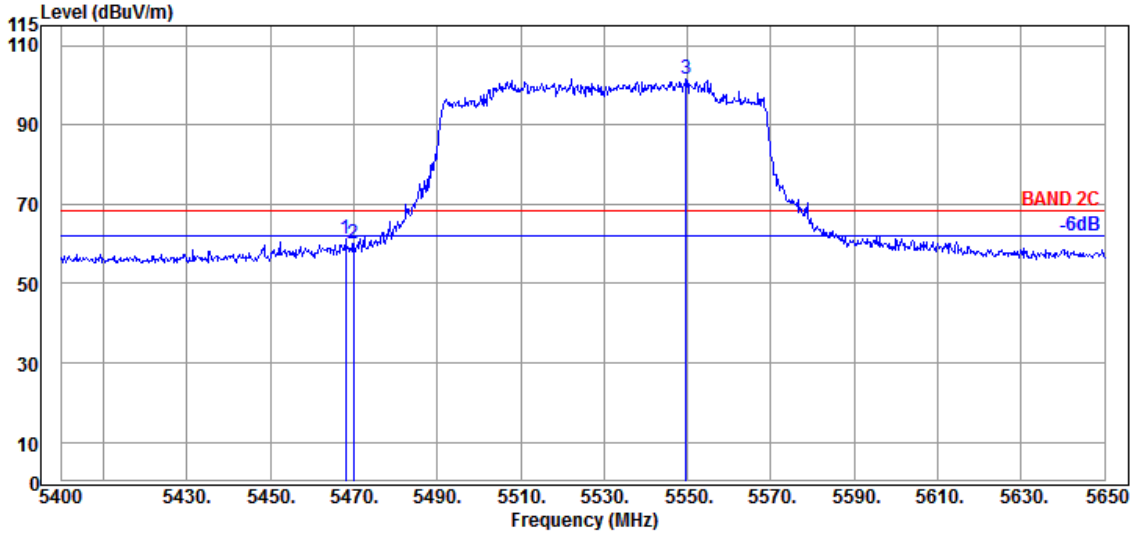

Antenna at Vertical Polarization

	Emission Frequency (MHz)	Antenna Factor (dB/m)	Cable Loss (dB)	Preamp Gain (dB)	Read Level (dBμV)	Emission Level (dBμV/m)	Limits (dBμV/m)	Margin (dB)	Detector
	5468.000	34.63	9.06	34.21	51.66	61.14	68.20	7.06	Peak
	5470.000	34.63	9.06	34.21	50.44	59.92	68.20	8.28	Peak
@	5549.750	34.70	9.10	34.23	91.87	101.44	---	---	Peak

Remark: The "@" means fundamental frequency, it is ignored in this section.

This test report may be reproduced in full only. The document may only be updated by Audix Technology Corp. personnel. Any changes will be noted in the Document History section of the report.

Audix Technology Corp.
No. 491, Zhongfu Rd., Linkou Dist.,
New Taipei City244, Taiwan
Tel: +886 2 26099301
Fax: +886 2 26099303

Mode	802.11ax-HE160	U-NII Band	2C
RU Configuration	996/67	Frequency	TX 5570MHz

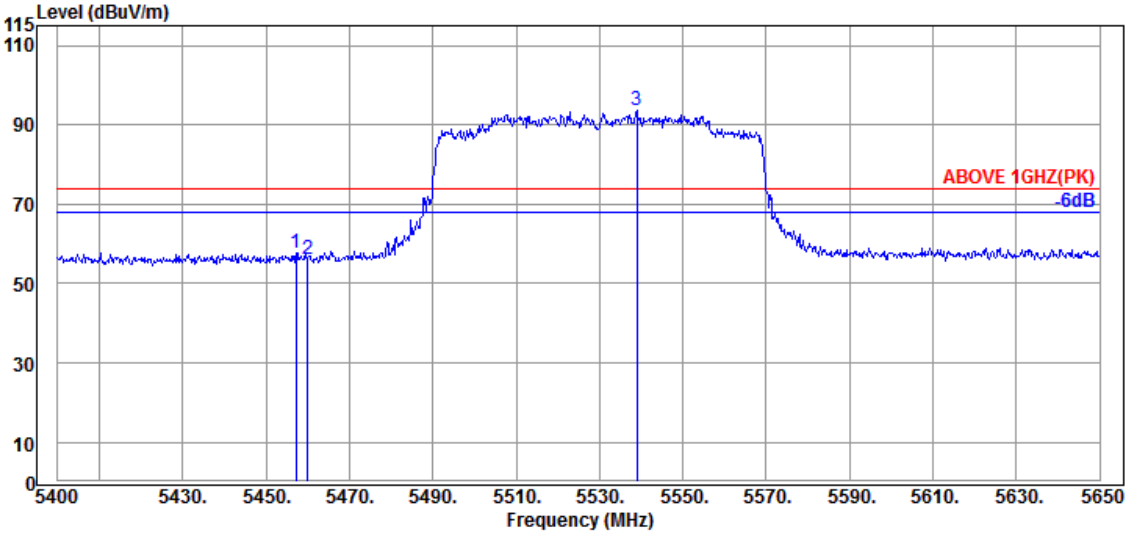

Antenna at Horizontal Polarization

	Emission Frequency (MHz)	Antenna Factor (dB/m)	Cable Loss (dB)	Preamp Gain (dB)	Read Level (dBμV)	Emission Level (dBμV/m)	Limits (dBμV/m)	Margin (dB)	Detector
	5457.250	34.60	9.05	34.21	48.42	57.86	74.00	16.14	Peak
	5460.000	34.60	9.05	34.21	46.52	55.96	74.00	18.04	Peak
@	5539.000	34.70	9.09	34.22	84.26	93.83	---	---	Peak

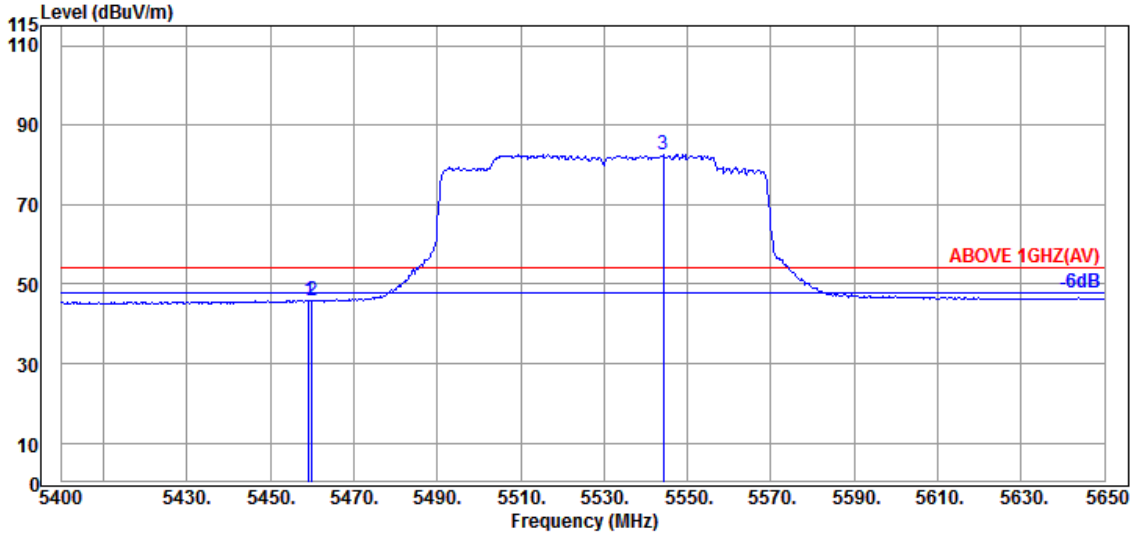

Antenna at Horizontal Polarization

	Emission Frequency (MHz)	Antenna Factor (dB/m)	Cable Loss (dB)	Preamp Gain (dB)	Read Level (dBμV)	Emission Level (dBμV/m)	Limits (dBμV/m)	Margin (dB)	Detector
	5459.250	34.60	9.05	34.21	36.56	46.00	54.00	8.00	Average
	5460.000	34.60	9.05	34.21	36.46	45.90	54.00	8.10	Average
@	5544.250	34.70	9.10	34.23	73.03	82.60	---	---	Average

Remark: The "@" means fundamental frequency, it is ignored in this section.

This test report may be reproduced in full only. The document may only be updated by Audix Technology Corp. personnel. Any changes will be noted in the Document History section of the report.

Audix Technology Corp.
No. 491, Zhongfu Rd., Linkou Dist.,
New Taipei City244, Taiwan
Tel: +886 2 26099301
Fax: +886 2 26099303

Mode	802.11ax-HE160	U-NII Band	2C
RU Configuration	996/67	Frequency	TX 5570MHz

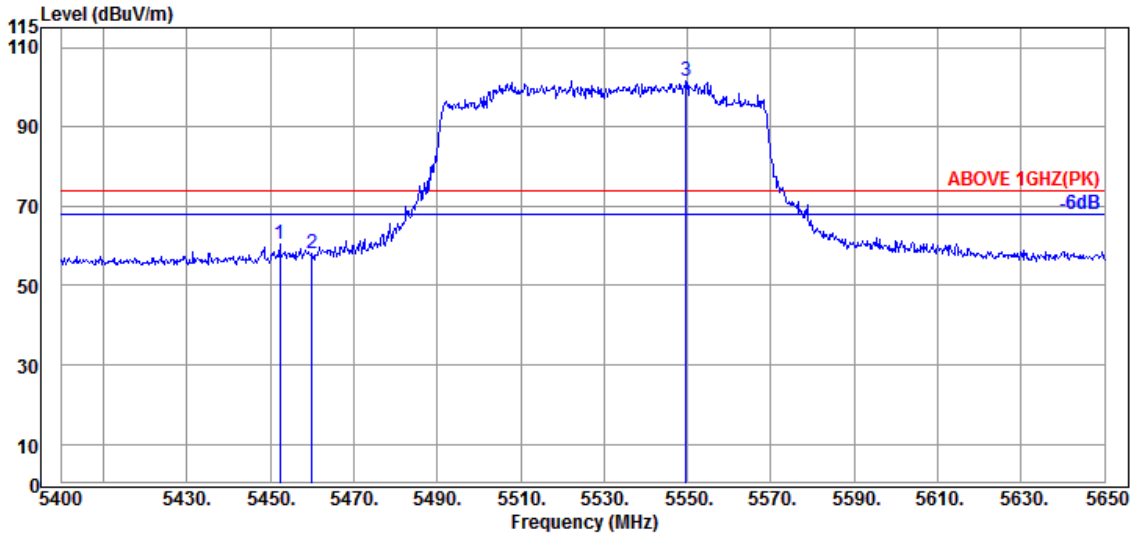

Antenna at Vertical Polarization

	Emission Frequency (MHz)	Antenna Factor (dB/m)	Cable Loss (dB)	Preamp Gain (dB)	Read Level (dBμV)	Emission Level (dBμV/m)	Limits (dBμV/m)	Margin (dB)	Detector
	5452.250	34.60	9.05	34.21	50.85	60.29	74.00	13.71	Peak
	5460.000	34.60	9.05	34.21	48.69	58.13	74.00	15.87	Peak
@	5549.750	34.70	9.10	34.23	91.87	101.44	---	---	Peak

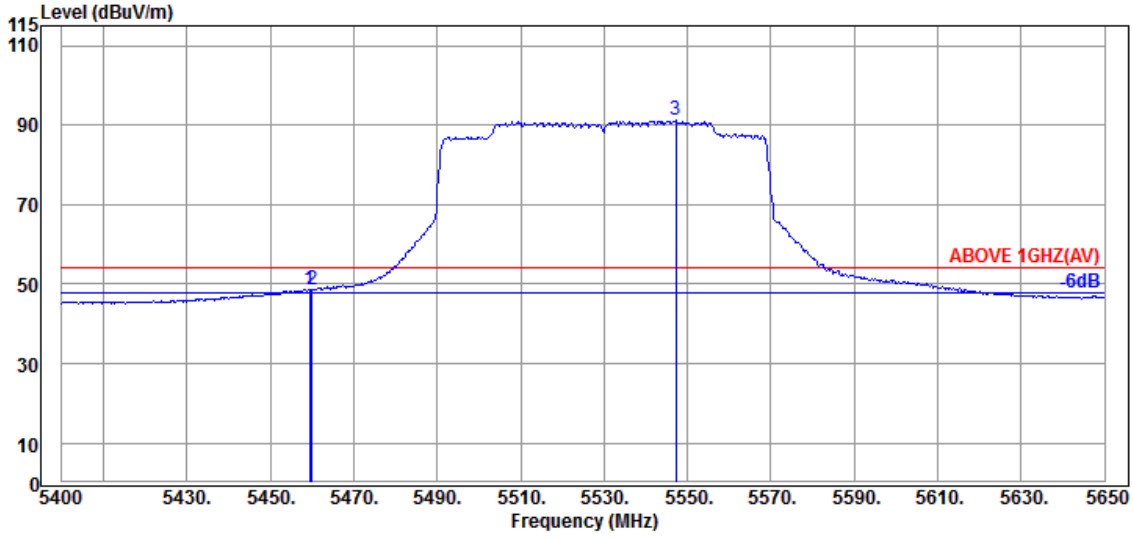

Antenna at Vertical Polarization

	Emission Frequency (MHz)	Antenna Factor (dB/m)	Cable Loss (dB)	Preamp Gain (dB)	Read Level (dBμV)	Emission Level (dBμV/m)	Limits (dBμV/m)	Margin (dB)	Detector
	5459.500	34.60	9.05	34.21	39.17	48.61	54.00	5.39	Average
	5460.000	34.60	9.05	34.21	39.32	48.76	54.00	5.24	Average
@	5547.250	34.70	9.10	34.23	81.52	91.09	---	---	Average

Remark: The "@" means fundamental frequency, it is ignored in this section.

This test report may be reproduced in full only. The document may only be updated by Audix Technology Corp. personnel. Any changes will be noted in the Document History section of the report.

Audix Technology Corp.
No. 491, Zhongfu Rd., Linkou Dist.,
New Taipei City244, Taiwan
Tel: +886 2 26099301
Fax: +886 2 26099303

Mode	802.11ax-HE160	U-NII Band	2C
RU Configuration	996/S67	Frequency	TX 5570MHz

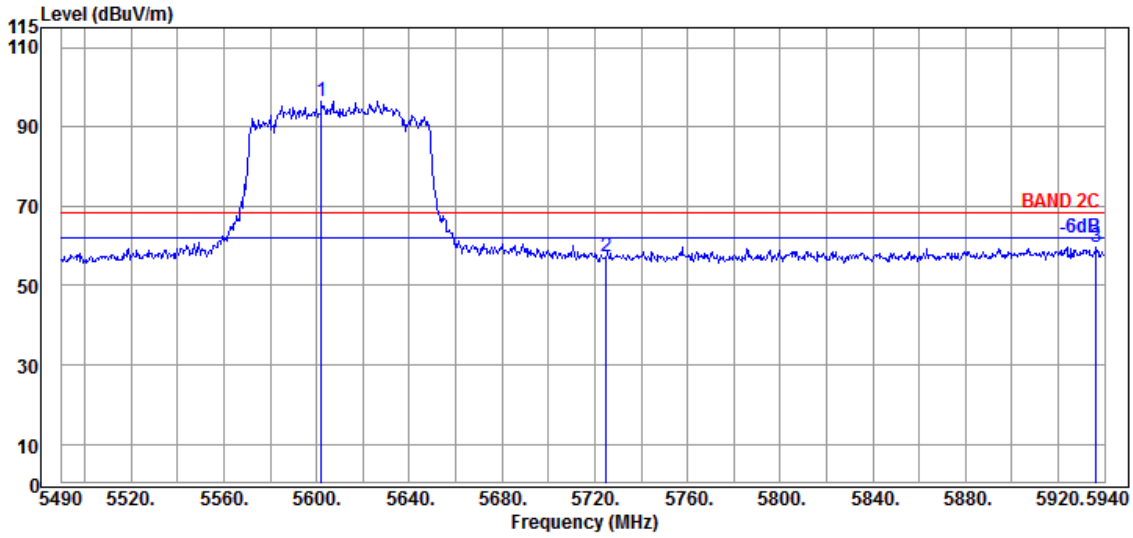

Antenna at Horizontal Polarization

Emission Frequency (MHz)	Antenna Factor (dB/m)	Cable Loss (dB)	Preamp Gain (dB)	Read Level (dBμV)	Emission Level (dBμV/m)	Limits (dBμV/m)	Margin (dB)	Detector
@ 5602.050	34.40	9.13	34.25	87.17	96.45	---	---	Peak
5724.900	34.90	9.20	34.30	47.41	57.21	68.20	10.99	Peak
5936.400	35.73	9.30	34.40	49.18	59.81	68.20	8.39	Peak

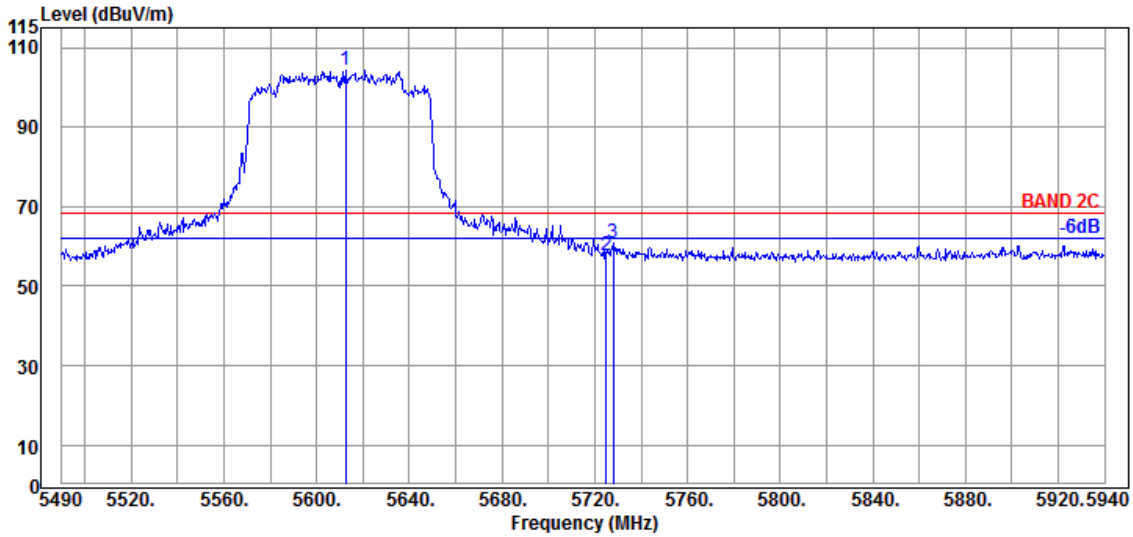

Antenna at Vertical Polarization

Emission Frequency (MHz)	Antenna Factor (dB/m)	Cable Loss (dB)	Preamp Gain (dB)	Read Level (dBμV)	Emission Level (dBμV/m)	Limits (dBμV/m)	Margin (dB)	Detector
@ 5612.400	34.43	9.14	34.25	95.04	104.36	---	---	Peak
5724.900	34.90	9.20	34.30	47.82	57.62	68.20	10.58	Peak
5728.050	34.90	9.20	34.31	51.01	60.80	68.20	7.40	Peak

Remark: The "@" means fundamental frequency, it is ignored in this section.

This test report may be reproduced in full only. The document may only be updated by Audix Technology Corp. personnel. Any changes will be noted in the Document History section of the report.

Audix Technology Corp.
No. 491, Zhongfu Rd., Linkou Dist.,
New Taipei City244, Taiwan
Tel: +886 2 26099301
Fax: +886 2 26099303

A.2.2 Emissions outside the frequency band

The emissions (up to 40GHz) not reported for there is no emission be found.

Mode	802.11a	U-NII Band	1
		Frequency	TX 5200MHz

Antenna at Horizontal Polarization

Emission Frequency (MHz)	Antenna Factor (dB/m)	Cable Loss (dB)	Preamp Gain (dB)	Read Level (dBμV)	Emission Level (dBμV/m)	Limits (dBμV/m)	Margin (dB)	Detector
10360.000	37.60	12.61	34.79	32.72	48.14	54.00	5.86	Peak

Antenna at Vertical Polarization

Emission Frequency (MHz)	Antenna Factor (dB/m)	Cable Loss (dB)	Preamp Gain (dB)	Read Level (dBμV)	Emission Level (dBμV/m)	Limits (dBμV/m)	Margin (dB)	Detector
10360.000	37.60	12.61	34.79	34.21	49.63	54.00	4.37	Peak

Mode	802.11a	U-NII Band	2A
		Frequency	TX 5320MHz

Antenna at Horizontal Polarization

Emission Frequency (MHz)	Antenna Factor (dB/m)	Cable Loss (dB)	Preamp Gain (dB)	Read Level (dBμV)	Emission Level (dBμV/m)	Limits (dBμV/m)	Margin (dB)	Detector
10640.000	37.97	12.82	34.60	32.95	49.14	54.00	4.86	Peak

Antenna at Vertical Polarization

Emission Frequency (MHz)	Antenna Factor (dB/m)	Cable Loss (dB)	Preamp Gain (dB)	Read Level (dBμV)	Emission Level (dBμV/m)	Limits (dBμV/m)	Margin (dB)	Detector
10640.000	37.97	12.82	34.60	32.54	48.73	54.00	5.27	Peak

This test report may be reproduced in full only. The document may only be updated by Audix Technology Corp. personnel. Any changes will be noted in the Document History section of the report.

Audix Technology Corp.
No. 491, Zhongfu Rd., Linkou Dist.,
New Taipei City244, Taiwan
Tel: +886 2 26099301
Fax: +886 2 26099303

Mode	802.11a	U-NII Band	2C
		Frequency	TX 5500MHz

Antenna at Horizontal Polarization

Emission Frequency (MHz)	Antenna Factor (dB/m)	Cable Loss (dB)	Preamp Gain (dB)	Read Level (dBμV)	Emission Level (dBμV/m)	Limits (dBμV/m)	Margin (dB)	Detector
11000.000	38.10	13.09	34.51	31.81	48.49	54.00	5.51	Peak

Antenna at Vertical Polarization

Emission Frequency (MHz)	Antenna Factor (dB/m)	Cable Loss (dB)	Preamp Gain (dB)	Read Level (dBμV)	Emission Level (dBμV/m)	Limits (dBμV/m)	Margin (dB)	Detector
11000.000	38.10	13.09	34.51	30.73	47.41	54.00	6.59	Peak

Mode	802.11a	U-NII Band	2C
		Frequency	TX 5720MHz

Antenna at Horizontal Polarization

Emission Frequency (MHz)	Antenna Factor (dB/m)	Cable Loss (dB)	Preamp Gain (dB)	Read Level (dBμV)	Emission Level (dBμV/m)	Limits (dBμV/m)	Margin (dB)	Detector
11440.000	38.37	13.55	34.52	31.14	48.54	54.00	5.46	Peak

Antenna at Vertical Polarization

Emission Frequency (MHz)	Antenna Factor (dB/m)	Cable Loss (dB)	Preamp Gain (dB)	Read Level (dBμV)	Emission Level (dBμV/m)	Limits (dBμV/m)	Margin (dB)	Detector
11440.000	38.37	13.55	34.52	31.35	48.75	54.00	5.25	Peak

Mode	802.11a	U-NII Band	3
		Frequency	TX 5785MHz

Antenna at Horizontal Polarization

Emission Frequency (MHz)	Antenna Factor (dB/m)	Cable Loss (dB)	Preamp Gain (dB)	Read Level (dBμV)	Emission Level (dBμV/m)	Limits (dBμV/m)	Margin (dB)	Detector
11570.000	38.43	13.69	34.54	31.00	48.58	54.00	5.42	Peak

Antenna at Vertical Polarization

Emission Frequency (MHz)	Antenna Factor (dB/m)	Cable Loss (dB)	Preamp Gain (dB)	Read Level (dBμV)	Emission Level (dBμV/m)	Limits (dBμV/m)	Margin (dB)	Detector
11570.000	38.43	13.69	34.54	31.00	48.58	54.00	5.42	Peak

This test report may be reproduced in full only. The document may only be updated by Audix Technology Corp. personnel. Any changes will be noted in the Document History section of the report.

Audix Technology Corp.
No. 491, Zhongfu Rd., Linkou Dist.,
New Taipei City244, Taiwan
Tel: +886 2 26099301
Fax: +886 2 26099303

Mode	802.11n-HT20	U-NII Band	1
		Frequency	TX 5200MHz

Antenna at Horizontal Polarization

Emission Frequency (MHz)	Antenna Factor (dB/m)	Cable Loss (dB)	Preamp Gain (dB)	Read Level (dBμV)	Emission Level (dBμV/m)	Limits (dBμV/m)	Margin (dB)	Detector
10400.000	37.60	12.64	34.73	34.55	50.06	54.00	3.94	Peak

Antenna at Vertical Polarization

Emission Frequency (MHz)	Antenna Factor (dB/m)	Cable Loss (dB)	Preamp Gain (dB)	Read Level (dBμV)	Emission Level (dBμV/m)	Limits (dBμV/m)	Margin (dB)	Detector
10400.000	37.60	12.64	34.73	32.09	47.60	54.00	6.40	Peak

Mode	802.11n-HT20	U-NII Band	2A
		Frequency	TX 5320MHz

Antenna at Horizontal Polarization

Emission Frequency (MHz)	Antenna Factor (dB/m)	Cable Loss (dB)	Preamp Gain (dB)	Read Level (dBμV)	Emission Level (dBμV/m)	Limits (dBμV/m)	Margin (dB)	Detector
10640.000	37.97	12.82	34.60	31.92	48.11	54.00	5.89	Peak

Antenna at Vertical Polarization

Emission Frequency (MHz)	Antenna Factor (dB/m)	Cable Loss (dB)	Preamp Gain (dB)	Read Level (dBμV)	Emission Level (dBμV/m)	Limits (dBμV/m)	Margin (dB)	Detector
10640.000	37.97	12.82	34.60	31.76	47.95	54.00	6.05	Peak

Mode	802.11n-HT20	U-NII Band	2C
		Frequency	TX 5700MHz

Antenna at Horizontal Polarization

Emission Frequency (MHz)	Antenna Factor (dB/m)	Cable Loss (dB)	Preamp Gain (dB)	Read Level (dBμV)	Emission Level (dBμV/m)	Limits (dBμV/m)	Margin (dB)	Detector
11400.000	38.30	13.51	34.52	30.89	48.18	54.00	5.82	Peak

Antenna at Vertical Polarization

Emission Frequency (MHz)	Antenna Factor (dB/m)	Cable Loss (dB)	Preamp Gain (dB)	Read Level (dBμV)	Emission Level (dBμV/m)	Limits (dBμV/m)	Margin (dB)	Detector
11400.000	38.30	13.51	34.52	30.68	47.97	54.00	6.03	Peak

This test report may be reproduced in full only. The document may only be updated by Audix Technology Corp. personnel. Any changes will be noted in the Document History section of the report.

Audix Technology Corp.
No. 491, Zhongfu Rd., Linkou Dist.,
New Taipei City244, Taiwan
Tel: +886 2 26099301
Fax: +886 2 26099303

Mode	802.11n-HT20	U-NII Band	2C
		Frequency	TX 5720MHz

Antenna at Horizontal Polarization

Emission Frequency (MHz)	Antenna Factor (dB/m)	Cable Loss (dB)	Preamp Gain (dB)	Read Level (dBμV)	Emission Level (dBμV/m)	Limits (dBμV/m)	Margin (dB)	Detector
11440.000	38.37	13.55	34.52	30.37	47.77	54.00	6.23	Peak

Antenna at Vertical Polarization

Emission Frequency (MHz)	Antenna Factor (dB/m)	Cable Loss (dB)	Preamp Gain (dB)	Read Level (dBμV)	Emission Level (dBμV/m)	Limits (dBμV/m)	Margin (dB)	Detector
11440.000	38.37	13.55	34.52	30.88	48.28	54.00	5.72	Peak

Mode	802.11n-HT20	U-NII Band	3
		Frequency	TX 5825MHz

Antenna at Horizontal Polarization

Emission Frequency (MHz)	Antenna Factor (dB/m)	Cable Loss (dB)	Preamp Gain (dB)	Read Level (dBμV)	Emission Level (dBμV/m)	Limits (dBμV/m)	Margin (dB)	Detector
11650.000	38.43	13.76	34.56	31.19	48.82	54.00	5.18	Peak

Antenna at Vertical Polarization

Emission Frequency (MHz)	Antenna Factor (dB/m)	Cable Loss (dB)	Preamp Gain (dB)	Read Level (dBμV)	Emission Level (dBμV/m)	Limits (dBμV/m)	Margin (dB)	Detector
11650.000	38.43	13.76	34.56	31.27	48.90	54.00	5.10	Peak

This test report may be reproduced in full only. The document may only be updated by Audix Technology Corp. personnel. Any changes will be noted in the Document History section of the report.

Audix Technology Corp.
No. 491, Zhongfu Rd., Linkou Dist.,
New Taipei City244, Taiwan
Tel: +886 2 26099301
Fax: +886 2 26099303

Mode	802.11n-HT40	U-NII Band	1
		Frequency	TX 5230MHz

Antenna at Horizontal Polarization

Emission Frequency (MHz)	Antenna Factor (dB/m)	Cable Loss (dB)	Preamp Gain (dB)	Read Level (dBμV)	Emission Level (dBμV/m)	Limits (dBμV/m)	Margin (dB)	Detector
10460.000	37.70	12.68	34.70	32.34	48.02	54.00	5.98	Peak

Antenna at Vertical Polarization

Emission Frequency (MHz)	Antenna Factor (dB/m)	Cable Loss (dB)	Preamp Gain (dB)	Read Level (dBμV)	Emission Level (dBμV/m)	Limits (dBμV/m)	Margin (dB)	Detector
10460.000	37.70	12.68	34.70	31.98	47.66	54.00	6.34	Peak

Mode	802.11n-HT40	U-NII Band	2A
		Frequency	TX 5270MHz

Antenna at Horizontal Polarization

Emission Frequency (MHz)	Antenna Factor (dB/m)	Cable Loss (dB)	Preamp Gain (dB)	Read Level (dBμV)	Emission Level (dBμV/m)	Limits (dBμV/m)	Margin (dB)	Detector
10540.000	37.83	12.75	34.63	32.01	47.96	54.00	6.04	Peak

Antenna at Vertical Polarization

Emission Frequency (MHz)	Antenna Factor (dB/m)	Cable Loss (dB)	Preamp Gain (dB)	Read Level (dBμV)	Emission Level (dBμV/m)	Limits (dBμV/m)	Margin (dB)	Detector
10540.000	37.83	12.75	34.63	32.39	48.34	54.00	5.66	Peak

Mode	802.11n-HT40	U-NII Band	2C
		Frequency	TX 5510MHz

Antenna at Horizontal Polarization

Emission Frequency (MHz)	Antenna Factor (dB/m)	Cable Loss (dB)	Preamp Gain (dB)	Read Level (dBμV)	Emission Level (dBμV/m)	Limits (dBμV/m)	Margin (dB)	Detector
11020.000	38.10	13.09	34.51	31.82	48.50	54.00	5.50	Peak

Antenna at Vertical Polarization

Emission Frequency (MHz)	Antenna Factor (dB/m)	Cable Loss (dB)	Preamp Gain (dB)	Read Level (dBμV)	Emission Level (dBμV/m)	Limits (dBμV/m)	Margin (dB)	Detector
11020.000	38.10	13.09	34.51	31.52	48.20	54.00	5.80	Peak

This test report may be reproduced in full only. The document may only be updated by Audix Technology Corp. personnel. Any changes will be noted in the Document History section of the report.

Audix Technology Corp.
No. 491, Zhongfu Rd., Linkou Dist.,
New Taipei City244, Taiwan
Tel: +886 2 26099301
Fax: +886 2 26099303

Mode	802.11n-HT40	U-NII Band	2C
		Frequency	TX 5710MHz

Antenna at Horizontal Polarization

Emission Frequency (MHz)	Antenna Factor (dB/m)	Cable Loss (dB)	Preamp Gain (dB)	Read Level (dBμV)	Emission Level (dBμV/m)	Limits (dBμV/m)	Margin (dB)	Detector
11420.000	38.37	13.55	34.52	30.44	47.84	54.00	6.16	Peak

Antenna at Vertical Polarization

Emission Frequency (MHz)	Antenna Factor (dB/m)	Cable Loss (dB)	Preamp Gain (dB)	Read Level (dBμV)	Emission Level (dBμV/m)	Limits (dBμV/m)	Margin (dB)	Detector
11420.000	38.37	13.55	34.52	30.88	48.28	54.00	5.72	Peak

Mode	802.11n-HT40	U-NII Band	3
		Frequency	TX 5795MHz

Antenna at Horizontal Polarization

Emission Frequency (MHz)	Antenna Factor (dB/m)	Cable Loss (dB)	Preamp Gain (dB)	Read Level (dBμV)	Emission Level (dBμV/m)	Limits (dBμV/m)	Margin (dB)	Detector
11590.000	38.40	13.72	34.55	30.84	48.41	54.00	5.59	Peak

Antenna at Vertical Polarization

Emission Frequency (MHz)	Antenna Factor (dB/m)	Cable Loss (dB)	Preamp Gain (dB)	Read Level (dBμV)	Emission Level (dBμV/m)	Limits (dBμV/m)	Margin (dB)	Detector
11590.000	38.40	13.72	34.55	30.93	48.50	54.00	5.50	Peak

This test report may be reproduced in full only. The document may only be updated by Audix Technology Corp. personnel. Any changes will be noted in the Document History section of the report.

Audix Technology Corp.
No. 491, Zhongfu Rd., Linkou Dist.,
New Taipei City244, Taiwan
Tel: +886 2 26099301
Fax: +886 2 26099303

Mode	802.11ac-VHT80	U-NII Band	1
		Frequency	TX 5210MHz

Antenna at Horizontal Polarization

Emission Frequency (MHz)	Antenna Factor (dB/m)	Cable Loss (dB)	Preamp Gain (dB)	Read Level (dBμV)	Emission Level (dBμV/m)	Limits (dBμV/m)	Margin (dB)	Detector
10420.000	37.65	12.66	34.73	31.61	47.19	54.00	6.81	Peak

Antenna at Vertical Polarization

Emission Frequency (MHz)	Antenna Factor (dB/m)	Cable Loss (dB)	Preamp Gain (dB)	Read Level (dBμV)	Emission Level (dBμV/m)	Limits (dBμV/m)	Margin (dB)	Detector
10420.000	37.65	12.66	34.73	34.63	50.21	54.00	3.79	Peak

Mode	802.11ac-VHT80	U-NII Band	2A
		Frequency	TX 5290MHz

Antenna at Horizontal Polarization

Emission Frequency (MHz)	Antenna Factor (dB/m)	Cable Loss (dB)	Preamp Gain (dB)	Read Level (dBμV)	Emission Level (dBμV/m)	Limits (dBμV/m)	Margin (dB)	Detector
10580.000	37.87	12.77	34.62	31.70	47.72	54.00	6.28	Peak

Antenna at Vertical Polarization

Emission Frequency (MHz)	Antenna Factor (dB/m)	Cable Loss (dB)	Preamp Gain (dB)	Read Level (dBμV)	Emission Level (dBμV/m)	Limits (dBμV/m)	Margin (dB)	Detector
10580.000	37.87	12.77	34.62	32.67	48.69	54.00	5.31	Peak

Mode	802.11ac-VHT80	U-NII Band	2C
		Frequency	TX 5610MHz

Antenna at Horizontal Polarization

Emission Frequency (MHz)	Antenna Factor (dB/m)	Cable Loss (dB)	Preamp Gain (dB)	Read Level (dBμV)	Emission Level (dBμV/m)	Limits (dBμV/m)	Margin (dB)	Detector
11220.000	38.20	13.30	34.51	30.15	47.14	54.00	6.86	Peak

Antenna at Vertical Polarization

Emission Frequency (MHz)	Antenna Factor (dB/m)	Cable Loss (dB)	Preamp Gain (dB)	Read Level (dBμV)	Emission Level (dBμV/m)	Limits (dBμV/m)	Margin (dB)	Detector
11220.000	38.20	13.30	34.51	30.24	47.23	54.00	6.77	Peak

This test report may be reproduced in full only. The document may only be updated by Audix Technology Corp. personnel. Any changes will be noted in the Document History section of the report.

Audix Technology Corp.
No. 491, Zhongfu Rd., Linkou Dist.,
New Taipei City244, Taiwan
Tel: +886 2 26099301
Fax: +886 2 26099303

Mode	802.11ac-VHT80	U-NII Band	2C
		Frequency	TX 5690MHz

Antenna at Horizontal Polarization

Emission Frequency (MHz)	Antenna Factor (dB/m)	Cable Loss (dB)	Preamp Gain (dB)	Read Level (dBμV)	Emission Level (dBμV/m)	Limits (dBμV/m)	Margin (dB)	Detector
11380.000	38.30	13.48	34.52	30.74	48.00	54.00	6.00	Peak

Antenna at Vertical Polarization

Emission Frequency (MHz)	Antenna Factor (dB/m)	Cable Loss (dB)	Preamp Gain (dB)	Read Level (dBμV)	Emission Level (dBμV/m)	Limits (dBμV/m)	Margin (dB)	Detector
11380.000	38.30	13.48	34.52	30.46	47.72	54.00	6.28	Peak

Mode	802.11ac-VHT80	U-NII Band	3
		Frequency	TX 5775MHz

Antenna at Horizontal Polarization

Emission Frequency (MHz)	Antenna Factor (dB/m)	Cable Loss (dB)	Preamp Gain (dB)	Read Level (dBμV)	Emission Level (dBμV/m)	Limits (dBμV/m)	Margin (dB)	Detector
11550.000	38.47	13.65	34.54	30.97	48.55	54.00	5.45	Peak

Antenna at Vertical Polarization

Emission Frequency (MHz)	Antenna Factor (dB/m)	Cable Loss (dB)	Preamp Gain (dB)	Read Level (dBμV)	Emission Level (dBμV/m)	Limits (dBμV/m)	Margin (dB)	Detector
11550.000	38.47	13.65	34.54	31.16	48.74	54.00	5.26	Peak

This test report may be reproduced in full only. The document may only be updated by Audix Technology Corp. personnel. Any changes will be noted in the Document History section of the report.

Audix Technology Corp.
No. 491, Zhongfu Rd., Linkou Dist.,
New Taipei City244, Taiwan
Tel: +886 2 26099301
Fax: +886 2 26099303

Mode	802.11ac-VHT160	U-NII Band	1/2A
		Frequency	TX 5250MHz

Antenna at Horizontal Polarization

Emission Frequency (MHz)	Antenna Factor (dB/m)	Cable Loss (dB)	Preamp Gain (dB)	Read Level (dBμV)	Emission Level (dBμV/m)	Limits (dBμV/m)	Margin (dB)	Detector
10500.000	37.80	12.73	34.64	32.18	48.07	54.00	5.93	Peak

Antenna at Vertical Polarization

Emission Frequency (MHz)	Antenna Factor (dB/m)	Cable Loss (dB)	Preamp Gain (dB)	Read Level (dBμV)	Emission Level (dBμV/m)	Limits (dBμV/m)	Margin (dB)	Detector
10500.000	37.80	12.73	34.64	31.69	47.58	54.00	6.42	Peak

Mode	802.11ac-VHT160	U-NII Band	2C
		Frequency	TX 5570MHz

Antenna at Horizontal Polarization

Emission Frequency (MHz)	Antenna Factor (dB/m)	Cable Loss (dB)	Preamp Gain (dB)	Read Level (dBμV)	Emission Level (dBμV/m)	Limits (dBμV/m)	Margin (dB)	Detector
11140.000	38.13	13.23	34.51	30.21	47.06	54.00	6.94	Peak

Antenna at Vertical Polarization

Emission Frequency (MHz)	Antenna Factor (dB/m)	Cable Loss (dB)	Preamp Gain (dB)	Read Level (dBμV)	Emission Level (dBμV/m)	Limits (dBμV/m)	Margin (dB)	Detector
11140.000	38.13	13.23	34.51	30.43	47.28	54.00	6.72	Peak

This test report may be reproduced in full only. The document may only be updated by Audix Technology Corp. personnel. Any changes will be noted in the Document History section of the report.

Audix Technology Corp.
No. 491, Zhongfu Rd., Linkou Dist.,
New Taipei City244, Taiwan
Tel: +886 2 26099301
Fax: +886 2 26099303

Mode	802.11ax-HE20	U-NII Band	1
		Frequency	TX 5180MHz

Antenna at Horizontal Polarization

Emission Frequency (MHz)	Antenna Factor (dB/m)	Cable Loss (dB)	Preamp Gain (dB)	Read Level (dBμV)	Emission Level (dBμV/m)	Limits (dBμV/m)	Margin (dB)	Detector
10360.000	37.60	12.61	34.79	32.61	48.03	54.00	5.97	Peak

Antenna at Vertical Polarization

Emission Frequency (MHz)	Antenna Factor (dB/m)	Cable Loss (dB)	Preamp Gain (dB)	Read Level (dBμV)	Emission Level (dBμV/m)	Limits (dBμV/m)	Margin (dB)	Detector
10360.000	37.60	12.61	34.79	32.77	48.19	54.00	5.81	Peak

Mode	802.11ax-HE20	U-NII Band	2A
		Frequency	TX 5320MHz

Antenna at Horizontal Polarization

Emission Frequency (MHz)	Antenna Factor (dB/m)	Cable Loss (dB)	Preamp Gain (dB)	Read Level (dBμV)	Emission Level (dBμV/m)	Limits (dBμV/m)	Margin (dB)	Detector
10640.000	37.97	12.82	34.60	32.03	48.22	54.00	5.78	Peak

Antenna at Vertical Polarization

Emission Frequency (MHz)	Antenna Factor (dB/m)	Cable Loss (dB)	Preamp Gain (dB)	Read Level (dBμV)	Emission Level (dBμV/m)	Limits (dBμV/m)	Margin (dB)	Detector
10640.000	37.97	12.82	34.60	31.90	48.09	54.00	5.91	Peak

This test report may be reproduced in full only. The document may only be updated by Audix Technology Corp. personnel. Any changes will be noted in the Document History section of the report.

Audix Technology Corp.
No. 491, Zhongfu Rd., Linkou Dist.,
New Taipei City244, Taiwan
Tel: +886 2 26099301
Fax: +886 2 26099303

Mode	802.11ax-HE20	U-NII Band	2C
		Frequency	TX 5700MHz

Antenna at Horizontal Polarization

Emission Frequency (MHz)	Antenna Factor (dB/m)	Cable Loss (dB)	Preamp Gain (dB)	Read Level (dBμV)	Emission Level (dBμV/m)	Limits (dBμV/m)	Margin (dB)	Detector
11400.000	38.30	13.51	34.52	30.54	47.83	54.00	6.17	Peak

Antenna at Vertical Polarization

Emission Frequency (MHz)	Antenna Factor (dB/m)	Cable Loss (dB)	Preamp Gain (dB)	Read Level (dBμV)	Emission Level (dBμV/m)	Limits (dBμV/m)	Margin (dB)	Detector
11400.000	38.30	13.51	34.52	31.02	48.31	54.00	5.69	Peak

Mode	802.11ax-HE20	U-NII Band	2C
		Frequency	TX 5720MHz

Antenna at Horizontal Polarization

Emission Frequency (MHz)	Antenna Factor (dB/m)	Cable Loss (dB)	Preamp Gain (dB)	Read Level (dBμV)	Emission Level (dBμV/m)	Limits (dBμV/m)	Margin (dB)	Detector
11440.000	38.37	13.55	34.52	31.25	48.65	54.00	5.35	Peak

Antenna at Vertical Polarization

Emission Frequency (MHz)	Antenna Factor (dB/m)	Cable Loss (dB)	Preamp Gain (dB)	Read Level (dBμV)	Emission Level (dBμV/m)	Limits (dBμV/m)	Margin (dB)	Detector
11440.000	38.37	13.55	34.52	30.03	47.43	54.00	6.57	Peak

Mode	802.11ax-HE20	U-NII Band	3
		Frequency	TX 5785MHz

Antenna at Horizontal Polarization

Emission Frequency (MHz)	Antenna Factor (dB/m)	Cable Loss (dB)	Preamp Gain (dB)	Read Level (dBμV)	Emission Level (dBμV/m)	Limits (dBμV/m)	Margin (dB)	Detector
11570.000	38.43	13.69	34.54	30.86	48.44	54.00	5.56	Peak

Antenna at Vertical Polarization

Emission Frequency (MHz)	Antenna Factor (dB/m)	Cable Loss (dB)	Preamp Gain (dB)	Read Level (dBμV)	Emission Level (dBμV/m)	Limits (dBμV/m)	Margin (dB)	Detector
11570.000	38.43	13.69	34.54	31.20	48.78	54.00	5.22	Peak

This test report may be reproduced in full only. The document may only be updated by Audix Technology Corp. personnel. Any changes will be noted in the Document History section of the report.

Audix Technology Corp.
No. 491, Zhongfu Rd., Linkou Dist.,
New Taipei City244, Taiwan
Tel: +886 2 26099301
Fax: +886 2 26099303

Mode	802.11ax-HE40	U-NII Band	1
		Frequency	TX 5230MHz

Antenna at Horizontal Polarization

Emission Frequency (MHz)	Antenna Factor (dB/m)	Cable Loss (dB)	Preamp Gain (dB)	Read Level (dBμV)	Emission Level (dBμV/m)	Limits (dBμV/m)	Margin (dB)	Detector
10460.000	37.70	12.68	34.70	32.35	48.03	54.00	5.97	Peak

Antenna at Vertical Polarization

Emission Frequency (MHz)	Antenna Factor (dB/m)	Cable Loss (dB)	Preamp Gain (dB)	Read Level (dBμV)	Emission Level (dBμV/m)	Limits (dBμV/m)	Margin (dB)	Detector
10460.000	37.70	12.68	34.70	31.84	47.52	54.00	6.48	Peak

Mode	802.11ax-HE40	U-NII Band	2A
		Frequency	TX 5270MHz

Antenna at Horizontal Polarization

Emission Frequency (MHz)	Antenna Factor (dB/m)	Cable Loss (dB)	Preamp Gain (dB)	Read Level (dBμV)	Emission Level (dBμV/m)	Limits (dBμV/m)	Margin (dB)	Detector
10540.000	37.83	12.75	34.63	32.56	48.51	54.00	5.49	Peak

Antenna at Vertical Polarization

Emission Frequency (MHz)	Antenna Factor (dB/m)	Cable Loss (dB)	Preamp Gain (dB)	Read Level (dBμV)	Emission Level (dBμV/m)	Limits (dBμV/m)	Margin (dB)	Detector
10540.000	37.83	12.75	34.63	32.30	48.25	54.00	5.75	Peak

This test report may be reproduced in full only. The document may only be updated by Audix Technology Corp. personnel. Any changes will be noted in the Document History section of the report.

Audix Technology Corp.
No. 491, Zhongfu Rd., Linkou Dist.,
New Taipei City244, Taiwan
Tel: +886 2 26099301
Fax: +886 2 26099303

Mode	802.11ax-HE40	U-NII Band	2C
		Frequency	TX 5510MHz

Antenna at Horizontal Polarization

Emission Frequency (MHz)	Antenna Factor (dB/m)	Cable Loss (dB)	Preamp Gain (dB)	Read Level (dBμV)	Emission Level (dBμV/m)	Limits (dBμV/m)	Margin (dB)	Detector
11020.000	38.10	13.09	34.51	31.39	48.07	54.00	5.93	Peak

Antenna at Vertical Polarization

Emission Frequency (MHz)	Antenna Factor (dB/m)	Cable Loss (dB)	Preamp Gain (dB)	Read Level (dBμV)	Emission Level (dBμV/m)	Limits (dBμV/m)	Margin (dB)	Detector
11020.000	38.10	13.09	34.51	31.56	48.24	54.00	5.76	Peak

Mode	802.11ax-HE40	U-NII Band	2C
		Frequency	TX 5710MHz

Antenna at Horizontal Polarization

Emission Frequency (MHz)	Antenna Factor (dB/m)	Cable Loss (dB)	Preamp Gain (dB)	Read Level (dBμV)	Emission Level (dBμV/m)	Limits (dBμV/m)	Margin (dB)	Detector
11420.000	38.37	13.55	34.52	30.72	48.12	54.00	5.88	Peak

Antenna at Vertical Polarization

Emission Frequency (MHz)	Antenna Factor (dB/m)	Cable Loss (dB)	Preamp Gain (dB)	Read Level (dBμV)	Emission Level (dBμV/m)	Limits (dBμV/m)	Margin (dB)	Detector
11420.000	38.37	13.55	34.52	31.48	48.88	54.00	5.12	Peak

Mode	802.11ax-HE40	U-NII Band	3
		Frequency	TX 5795MHz

Antenna at Horizontal Polarization

Emission Frequency (MHz)	Antenna Factor (dB/m)	Cable Loss (dB)	Preamp Gain (dB)	Read Level (dBμV)	Emission Level (dBμV/m)	Limits (dBμV/m)	Margin (dB)	Detector
11590.000	38.40	13.72	34.55	31.30	48.87	54.00	5.13	Peak

Antenna at Vertical Polarization

Emission Frequency (MHz)	Antenna Factor (dB/m)	Cable Loss (dB)	Preamp Gain (dB)	Read Level (dBμV)	Emission Level (dBμV/m)	Limits (dBμV/m)	Margin (dB)	Detector
11590.000	38.40	13.72	34.55	31.90	49.47	54.00	4.53	Peak

This test report may be reproduced in full only. The document may only be updated by Audix Technology Corp. personnel. Any changes will be noted in the Document History section of the report.

Audix Technology Corp.
No. 491, Zhongfu Rd., Linkou Dist.,
New Taipei City244, Taiwan
Tel: +886 2 26099301
Fax: +886 2 26099303

Mode	802.11ax-HE80	U-NII Band	1
		Frequency	TX 5210MHz

Antenna at Horizontal Polarization

Emission Frequency (MHz)	Antenna Factor (dB/m)	Cable Loss (dB)	Preamp Gain (dB)	Read Level (dBμV)	Emission Level (dBμV/m)	Limits (dBμV/m)	Margin (dB)	Detector
10420.000	37.65	12.66	34.73	32.81	48.39	54.00	5.61	Peak

Antenna at Vertical Polarization

Emission Frequency (MHz)	Antenna Factor (dB/m)	Cable Loss (dB)	Preamp Gain (dB)	Read Level (dBμV)	Emission Level (dBμV/m)	Limits (dBμV/m)	Margin (dB)	Detector
10420.000	37.65	12.66	34.73	32.00	47.58	54.00	6.42	Peak

Mode	802.11ax-HE80	U-NII Band	2A
		Frequency	TX 5290MHz

Antenna at Horizontal Polarization

Emission Frequency (MHz)	Antenna Factor (dB/m)	Cable Loss (dB)	Preamp Gain (dB)	Read Level (dBμV)	Emission Level (dBμV/m)	Limits (dBμV/m)	Margin (dB)	Detector
10580.000	37.87	12.77	34.62	30.76	46.78	54.00	7.22	Peak

Antenna at Vertical Polarization

Emission Frequency (MHz)	Antenna Factor (dB/m)	Cable Loss (dB)	Preamp Gain (dB)	Read Level (dBμV)	Emission Level (dBμV/m)	Limits (dBμV/m)	Margin (dB)	Detector
10580.000	37.87	12.77	34.62	30.75	46.77	54.00	7.23	Peak

Mode	802.11ax-HE80	U-NII Band	2C
		Frequency	TX 5610MHz

Antenna at Horizontal Polarization

Emission Frequency (MHz)	Antenna Factor (dB/m)	Cable Loss (dB)	Preamp Gain (dB)	Read Level (dBμV)	Emission Level (dBμV/m)	Limits (dBμV/m)	Margin (dB)	Detector
11220.000	38.20	13.30	34.51	29.83	46.82	54.00	7.18	Peak

Antenna at Vertical Polarization

Emission Frequency (MHz)	Antenna Factor (dB/m)	Cable Loss (dB)	Preamp Gain (dB)	Read Level (dBμV)	Emission Level (dBμV/m)	Limits (dBμV/m)	Margin (dB)	Detector
11220.000	38.20	13.30	34.51	30.03	47.02	54.00	6.98	Peak

This test report may be reproduced in full only. The document may only be updated by Audix Technology Corp. personnel. Any changes will be noted in the Document History section of the report.

Audix Technology Corp.
No. 491, Zhongfu Rd., Linkou Dist.,
New Taipei City244, Taiwan
Tel: +886 2 26099301
Fax: +886 2 26099303

Mode	802.11ax-HE80	U-NII Band	2C
		Frequency	TX 5690MHz

Antenna at Horizontal Polarization

Emission Frequency (MHz)	Antenna Factor (dB/m)	Cable Loss (dB)	Preamp Gain (dB)	Read Level (dBμV)	Emission Level (dBμV/m)	Limits (dBμV/m)	Margin (dB)	Detector
11380.000	38.30	13.48	34.52	29.08	46.34	54.00	7.66	Peak

Antenna at Vertical Polarization

Emission Frequency (MHz)	Antenna Factor (dB/m)	Cable Loss (dB)	Preamp Gain (dB)	Read Level (dBμV)	Emission Level (dBμV/m)	Limits (dBμV/m)	Margin (dB)	Detector
11380.000	38.30	13.48	34.52	29.57	46.83	54.00	7.17	Peak

Mode	802.11ax-HE80	U-NII Band	3
		Frequency	TX 5775MHz

Antenna at Horizontal Polarization

Emission Frequency (MHz)	Antenna Factor (dB/m)	Cable Loss (dB)	Preamp Gain (dB)	Read Level (dBμV)	Emission Level (dBμV/m)	Limits (dBμV/m)	Margin (dB)	Detector
11550.000	38.47	13.65	34.54	31.42	49.00	54.00	5.00	Peak

Antenna at Vertical Polarization

Emission Frequency (MHz)	Antenna Factor (dB/m)	Cable Loss (dB)	Preamp Gain (dB)	Read Level (dBμV)	Emission Level (dBμV/m)	Limits (dBμV/m)	Margin (dB)	Detector
11550.000	38.47	13.65	34.54	30.80	48.38	54.00	5.62	Peak

This test report may be reproduced in full only. The document may only be updated by Audix Technology Corp. personnel. Any changes will be noted in the Document History section of the report.

Audix Technology Corp.
No. 491, Zhongfu Rd., Linkou Dist.,
New Taipei City244, Taiwan
Tel: +886 2 26099301
Fax: +886 2 26099303

Mode	802.11ax-HE160	U-NII Band	1/2A
		Frequency	TX 5250MHz

Antenna at Horizontal Polarization

Emission Frequency (MHz)	Antenna Factor (dB/m)	Cable Loss (dB)	Preamp Gain (dB)	Read Level (dBμV)	Emission Level (dBμV/m)	Limits (dBμV/m)	Margin (dB)	Detector
10500.000	37.80	12.73	34.64	31.25	47.14	54.00	6.86	Peak

Antenna at Vertical Polarization

Emission Frequency (MHz)	Antenna Factor (dB/m)	Cable Loss (dB)	Preamp Gain (dB)	Read Level (dBμV)	Emission Level (dBμV/m)	Limits (dBμV/m)	Margin (dB)	Detector
10500.000	37.80	12.73	34.64	32.06	47.95	54.00	6.05	Peak

Mode	802.11ax-HE160	U-NII Band	2C
		Frequency	TX 5570MHz

Antenna at Horizontal Polarization

Emission Frequency (MHz)	Antenna Factor (dB/m)	Cable Loss (dB)	Preamp Gain (dB)	Read Level (dBμV)	Emission Level (dBμV/m)	Limits (dBμV/m)	Margin (dB)	Detector
11140.000	38.13	13.23	34.51	31.39	48.24	54.00	5.76	Peak

Antenna at Vertical Polarization

Emission Frequency (MHz)	Antenna Factor (dB/m)	Cable Loss (dB)	Preamp Gain (dB)	Read Level (dBμV)	Emission Level (dBμV/m)	Limits (dBμV/m)	Margin (dB)	Detector
11140.000	38.13	13.23	34.51	30.75	47.60	54.00	6.40	Peak

A.2.3 Emissions in Non-restricted Frequency Bands

Pursuant to KDB 789033 D02 General UNII Test Procedures New Rules v02r01 that emission levels below the 15.209/ RSS-Gen Section 8.9 table 4 general radiated emissions limits is not required.

This test report may be reproduced in full only. The document may only be updated by Audix Technology Corp. personnel. Any changes will be noted in the Document History section of the report.