EUT Internal Photos

Figure 7
Internal View

Figure 8
Internal View



Figure 9
Internal View



Figure 10
Internal View



Figure 11
Internal View



Figure 12
Internal View (Antenna Location)

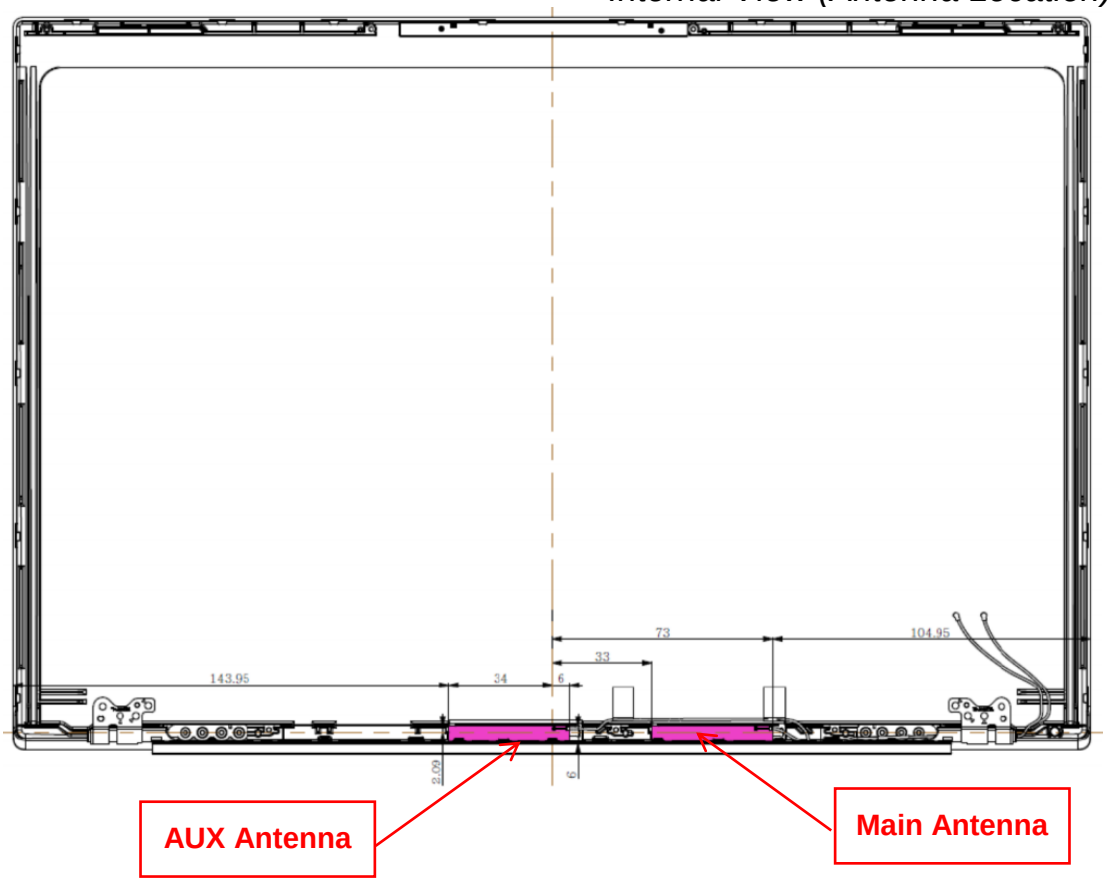

Figure 13
Antenna View



Figure 14
Antenna View

Figure 15
Main Board, Front View



Figure 16
Main Board, Back View



Figure 17
SUB Board, Front View



Figure 18
SUB Board, Back View



Figure 19
WLAN Combo Card, Front View

Figure 20
WLAN Combo Card, Back View





Figure 21
Worse 1TB SSD, Front View

Figure 22
Worse 1TB SSD, Back View



Figure 23
Worse 256GB SSD, Front View



Figure 24
Worse 256GB SSD, Back View



Figure 25
Battery Pack, Front View

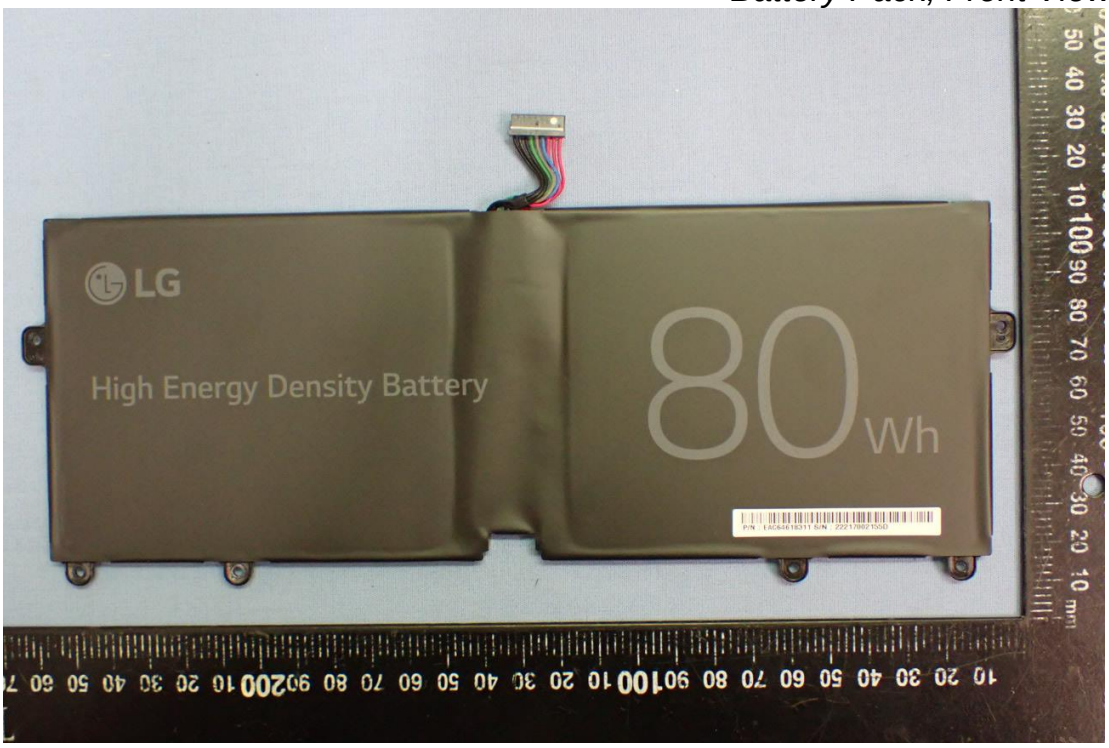

Figure 26
Battery Pack, Back View



Figure 27
Battery Pack, Label View

Figure 28
Battery Pack, Label View



Figure 29
LP160WQ1(SP)(B2), LCD Panel, Front View

Figure 30
LP160WQ1(SP)(B2), LCD Panel, Back View

Figure 31
LP160WQ1(SP)(B2), LCD Panel, Label View

Figure 32
AC Adapter, Front View



Figure 33
AC Adapter, Back View

Figure 34
AC Adapter, AC Inlet View

Figure 35
AC Adapter, Label View

Figure 36
100 Megabit Ethernet, LAN Gender View (White), Front View



Figure 37
100 Megabit Ethernet, LAN Gender View (White), Front View



Figure 38
100 Megabit Ethernet, LAN Gender (Black), Front View



Figure 39
100 Megabit Ethernet, LAN Gender (Black), Back View