EUT Internal Photos

Figure 7
Internal View

Figure 8
Internal View

Figure 9
Internal View

Figure 10
Internal View

Figure 11
Internal View



Figure 12
Internal View



Figure 13
Internal View



Figure 14
Internal View

Figure 15
Internal View (Antenna Location)



Figure 16
Internal View (Antenna View)



Figure 17
Main Antenna View



Figure 18
AUX Antenna View)



Figure 19
Internal View



Figure 20
Internal View



Figure 21
IO Board, Front View



Figure 22
IO Board, Back View



Figure 23
SUB Board, Front View



Figure 24
SUB Board, Back View



Figure 25
Main Board, Front View



Figure 26
Main Board, Back View



Figure 27
WLAN Combo Card, Front View



Figure 28
WLAN Combo Card, Without Shield and Back View



Figure 29
SK hynix, Memory, Front View



Figure 30
SK hynix, Memory, Back View



Figure 31
Samsung, Memory, Front View

Figure 32
Samsung, Memory, Back View



Figure 33
Samsung (1TB), SSD, Front View

Figure 34
Samsung (1TB), SSD, SSD, Back View

Figure 35
Samsung (512GB), SSD, Front View

Figure 36
Samsung (512GB), SSD, Back View



Figure 37
SK Hynix (256GB), SSD, Front View

Figure 38
SK Hynix (256GB), SSD, Back View



Figure 39
Battery Pack, Front View

Figure 40
Battery Pack, Back View

Figure 41
Battery Pack, Label View

Figure 42
LCD Panel, Front View



Figure 43
LCD Panel, Back View



Figure 44
LCD Panel, Label View

Figure 45
SP8001, Touch Pad, Back View



Figure 46
SD081A-36H0, Touch Pad, Back View



Figure 47
ACC-LATP1, AC Adapter, Front View

Figure 48
ACC-LATP1, AC Adapter, Back View

Figure 49
ACC-LATP1, AC Adapter, AC Inlet View

Figure 50
ACC-LATP1, AC Adapter, Label View

Figure 51
ACC-LATP2, AC Adapter, Front View



Figure 52
ACC-LATP2, AC Adapter, Back View

Figure 53
ACC-LATP2, AC Adapter, AC Inlet View

Figure 54
ACC-LATP2, AC Adapter, Label View