Audix Technology Corp.
No. 491, Zhongfu Rd., Linkou Dist.,
New Taipei City244, Taiwan
Tel: +886 2 26099301
Fax: +886 2 26099303

TABLE OF CONTENTS

A.1 CONDUCTED EMISSION 2
A.2 RADIATED EMISSION 6
A.2.1 Emissions within Restricted Frequency Bands 6
A.2.2 Emissions outside the frequency band 52
A.2.3 Emissions in Non-restricted Frequency Bands 54
A.3 MAXIMUM CONDUCTED OUTPUT POWER 55
A.3.1 Conducted Output Power Result 55
A.3.2 Measurement Plots 81

This test report may be reproduced in full only. The document may only be updated by Audix Technology Corp. personnel. Any changes will be noted in the Document History section of the report.

Audix Technology Corp.
No. 491, Zhongfu Rd., Linkou Dist.,
New Taipei City244, Taiwan

Tel: +886 2 26099301
Fax: +886 2 26099303

A.1 CONDUCTED EMISSION

Test Date	2022/05/21	Temp./Hum.	24℃/73%
Test Voltage	AC 120V 60Hz (Via AC Adapter)	Tested By	Chucky Chiu
Test SKU	SKU #1 (with INPAQ Antenna)	Test Model	17Z90Q

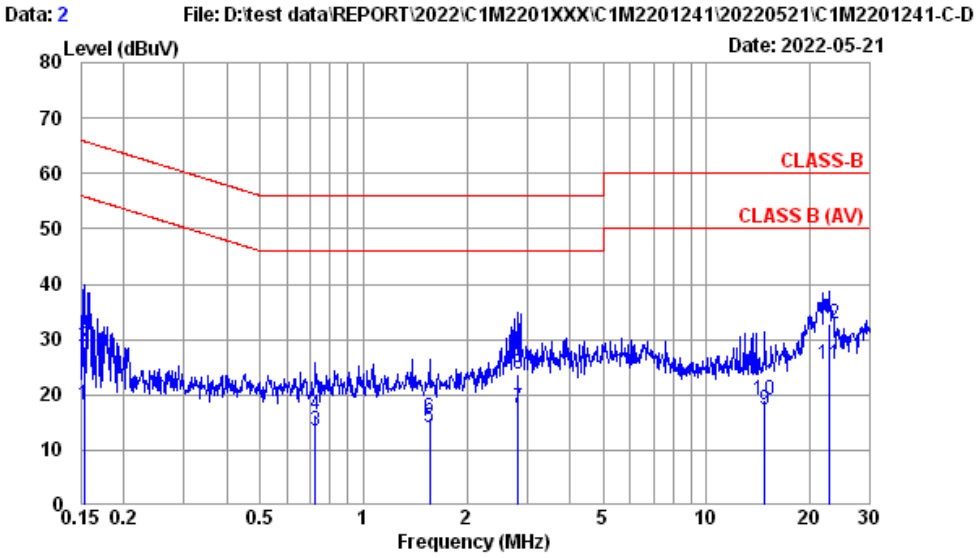

Site No. : No.8 Shielded Room
Instrument 1 : Receiver ESR3(774)
Instrument 2 : ENV4200 (169)(A)|CE-08|ESH3-Z2 (354)
Limit : CLASS-B
Environment : 24°C / 73%
EUT Model : 17Z90Q
Test Mode : Operating Inpaq

Data No. : 2
Phase : NEUTRAL
Engineer : Chucky Chiu
Test Rating : 120Vac/60Hz

	Freq. (MHz)	AMN Factor (dB)	Cable Loss (dB)	Pulse Att. (dB)	Reading (dBμV)	Emission Level (dBμV)	Limits (dBμV)	Margin (dB)	Remark
1	0.153	10.64	0.03	9.85	-2.36	18.16	55.82	37.66	Average
2	0.153	10.64	0.03	9.85	8.19	28.71	65.82	37.11	QP
3	0.724	10.43	0.04	9.85	-6.80	13.52	46.00	32.48	Average
4	0.724	10.43	0.04	9.85	-3.92	16.40	56.00	39.60	QP
5	1.560	10.45	0.05	9.86	-6.31	14.05	46.00	31.95	Average
6	1.560	10.45	0.05	9.86	-4.43	15.93	56.00	40.07	QP
7	2.824	10.53	0.08	9.86	-2.93	17.54	46.00	28.46	Average
8	2.824	10.53	0.08	9.86	3.28	23.75	56.00	32.25	QP
9	14.750	12.59	0.17	9.91	-5.47	17.20	50.00	32.80	Average
10	14.750	12.59	0.17	9.91	-3.51	19.16	60.00	40.84	QP
11	22.775	14.49	0.21	9.96	0.90	25.56	50.00	24.44	Average
12	22.775	14.49	0.21	9.96	8.16	32.82	60.00	27.18	QP

Remarks: 1. Emission Level= AMN Factor + Cable Loss + Pulse Att. + Reading.
2. If the average limit is met when using a quasi-peak detector, the EUT shall be deemed to meet both limits and measurement with average detector is unnecessary.

This test report may be reproduced in full only. The document may only be updated by Audix Technology Corp. personnel. Any changes will be noted in the Document History section of the report.

Audix Technology Corp.
No. 491, Zhongfu Rd., Linkou Dist.,
New Taipei City244, Taiwan

Tel: +886 2 26099301
Fax: +886 2 26099303

Test Date	2022/05/21	Temp./Hum.	24℃/73%
Test Voltage	AC 120V 60Hz (Via AC Adapter)	Tested By	Chucky Chiu
Test SKU	SKU #1 (with INPAQ Antenna)	Test Model	17Z90Q

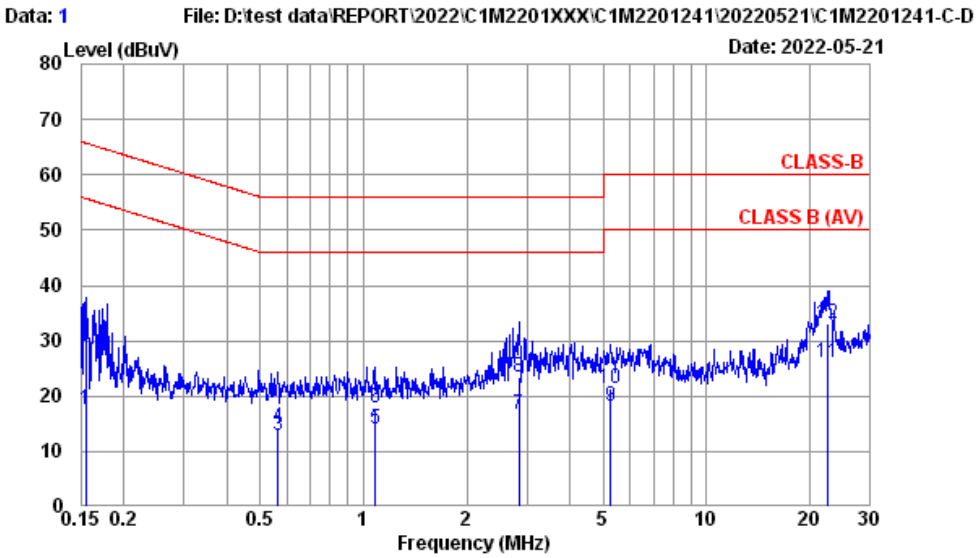

Site No. : No.8 Shielded Room
Instrument 1 : Receiver ESR3(774)
Instrument 2 : ENV4200 (169)(A)|CE-08|ESH3-Z2 (354)
Limit : CLASS-B
Environment : 24*C / 73%
EUT Model : 17Z90Q
Test Mode : Operating
Inpaq

Data No. : 1
Phase : LINE
Engineer : Chucky Chiu
Test Rating : 120Vac/60Hz

	Freq. (MHz)	AMN Factor (dB)	Cable Loss (dB)	Pulse Att. (dB)	Reading (dBμV)	Emission Level (dBμV)	Limits (dBμV)	Margin (dB)	Remark
1	0.155	10.59	0.03	9.85	-2.99	17.48	55.74	38.26	Average
2	0.155	10.59	0.03	9.85	10.18	30.65	65.74	35.09	QP
3	0.564	10.41	0.03	9.85	-7.31	12.98	46.00	33.02	Average
4	0.564	10.41	0.03	9.85	-5.88	14.41	56.00	41.59	QP
5	1.082	10.40	0.04	9.85	-6.19	14.10	46.00	31.90	Average
6	1.082	10.40	0.04	9.85	-2.31	17.98	56.00	38.02	QP
7	2.839	10.48	0.08	9.86	-3.60	16.82	46.00	29.18	Average
8	2.839	10.48	0.08	9.86	2.90	23.32	56.00	32.68	QP
9	5.249	10.69	0.10	9.87	-2.59	18.07	50.00	31.93	Average
10	5.249	10.69	0.10	9.87	0.72	21.38	60.00	38.62	QP
11	22.416	13.66	0.20	9.95	2.19	26.00	50.00	24.00	Average
12	22.416	13.66	0.20	9.95	9.36	33.17	60.00	26.83	QP

Remarks: 1. Emission Level= AMN Factor + Cable Loss + Pulse Att. + Reading.
2. If the average limit is met when using a quasi-peak detector, the EUT shall be deemed to meet both limits and measurement with average detector is unnecessary.

This test report may be reproduced in full only. The document may only be updated by Audix Technology Corp. personnel. Any changes will be noted in the Document History section of the report.

Audix Technology Corp.
No. 491, Zhongfu Rd., Linkou Dist.,
New Taipei City244, Taiwan

Tel: +886 2 26099301
Fax: +886 2 26099303

Test Date	2022/05/21	Temp./Hum.	24℃/73%
Test Voltage	AC 120V 60Hz (Via AC Adapter)	Tested By	Chucky Chiu
Test SKU	SKU #2 (with LUXSHARE-ICT Antenna)	Test Model	17Z90Q

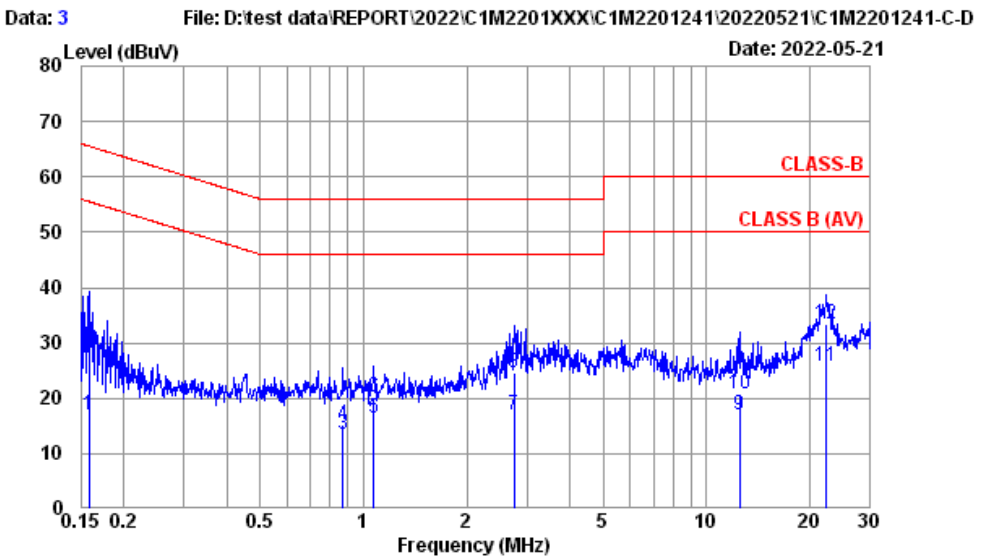

Site No. : No.8 Shielded Room
Instrument 1 : Receiver ESR3(774)
Instrument 2 : ENV4200 (169)(A)|CE-08|ESH3-Z2 (354)
Limit : CLASS-B
Environment : 24*C / 73%
EUT Model : 17Z90Q
Test Mode : Operating
Luxshare

Data No. : 3
Phase : NEUTRAL
Engineer : Chucky Chiu
Test Rating : 120Vac/60Hz

	Freq. (MHz)	AMN Factor (dB)	Cable Loss (dB)	Pulse Att. (dB)	Reading (dBμV)	Emission Level (dBμV)	Limits (dBμV)	Margin (dB)	Remark
1	0.158	10.64	0.03	9.85	-3.55	16.97	55.56	38.59	Average
2	0.158	10.64	0.03	9.85	8.65	29.17	65.56	36.39	QP
3	0.871	10.42	0.04	9.85	-6.71	13.60	46.00	32.40	Average
4	0.871	10.42	0.04	9.85	-5.13	15.18	56.00	40.82	QP
5	1.071	10.42	0.04	9.85	-3.76	16.55	46.00	29.45	Average
6	1.071	10.42	0.04	9.85	-0.07	20.24	56.00	35.76	QP
7	2.750	10.53	0.07	9.86	-3.51	16.95	46.00	29.05	Average
8	2.750	10.53	0.07	9.86	4.14	24.60	56.00	31.40	QP
9	12.449	12.04	0.15	9.90	-5.09	17.00	50.00	33.00	Average
10	12.449	12.04	0.15	9.90	-1.32	20.77	60.00	39.23	QP
11	22.298	14.34	0.20	9.95	1.34	25.83	50.00	24.17	Average
12	22.298	14.34	0.20	9.95	8.81	33.30	60.00	26.70	QP

Remarks: 1. Emission Level= AMN Factor + Cable Loss + Pulse Att. + Reading.
2. If the average limit is met when using a quasi-peak detector, the EUT shall be deemed to meet both limits and measurement with average detector is unnecessary.

This test report may be reproduced in full only. The document may only be updated by Audix Technology Corp. personnel. Any changes will be noted in the Document History section of the report.

Audix Technology Corp.
No. 491, Zhongfu Rd., Linkou Dist.,
New Taipei City244, Taiwan

Tel: +886 2 26099301
Fax: +886 2 26099303

Test Date	2022/05/21	Temp./Hum.	24℃/73%
Test Voltage	AC 120V 60Hz (Via AC Adapter)	Tested By	Chucky Chiu
Test SKU	SKU #2 (with LUXSHARE-ICT Antenna)	Test Model	17Z90Q

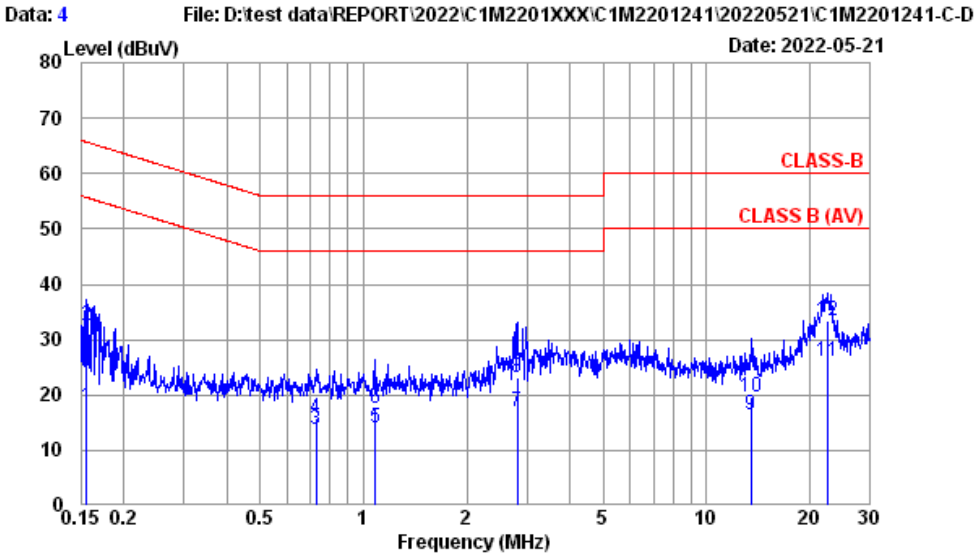


```
Site No.        : No.8 Shielded Room            Data No.     : 4
Instrument 1    : Receiver ESR3(774)
Instrument 2    : ENV4200 (169)(A)|CE-08|ESH3-Z2 (354)
Limit           : CLASS-B                       Phase        : LINE
Environment     : 24*C / 73%                    Engineer     : Chucky Chiu
EUT Model       : 17Z90Q                        Test Rating  : 120Vac/60Hz
Test Mode       : Operating
                  Luxshare
```

	Freq. (MHz)	AMN Factor (dB)	Cable Loss (dB)	Pulse Att. (dB)	Reading (dBμV)	Emission Level (dBμV)	Limits (dBμV)	Margin (dB)	Remark
1	0.156	10.59	0.03	9.85	-2.65	17.82	55.69	37.87	Average
2	0.156	10.59	0.03	9.85	11.92	32.39	65.69	33.30	QP
3	0.727	10.41	0.04	9.85	-6.57	13.73	46.00	32.27	Average
4	0.727	10.41	0.04	9.85	-4.54	15.76	56.00	40.24	QP
5	1.082	10.40	0.04	9.85	-6.26	14.03	46.00	31.97	Average
6	1.082	10.40	0.04	9.85	-2.83	17.46	56.00	38.54	QP
7	2.809	10.48	0.07	9.86	-3.53	16.88	46.00	29.12	Average
8	2.809	10.48	0.07	9.86	2.61	23.02	56.00	32.98	QP
9	13.479	11.86	0.16	9.90	-5.38	16.54	50.00	33.46	Average
10	13.479	11.86	0.16	9.90	-2.27	19.65	60.00	40.35	QP
11	22.416	13.66	0.20	9.95	2.13	25.94	50.00	24.06	Average
12	22.416	13.66	0.20	9.95	9.62	33.43	60.00	26.57	QP

```
Remarks: 1. Emission Level= AMN Factor + Cable Loss + Pulse Att. + Reading.
         2. If the average limit is met when using a quasi-peak detector,
            the EUT shall be deemed to meet both limits and measurement
            with average detector is unnecessary.
```


This test report may be reproduced in full only. The document may only be updated by Audix Technology Corp. personnel. Any changes will be noted in the Document History section of the report.

Audix Technology Corp.
No. 491, Zhongfu Rd., Linkou Dist.,
New Taipei City244, Taiwan
Tel: +886 2 26099301
Fax: +886 2 26099303

A.2 RADIATED EMISSION

Test Date	2022/05/26 ~ 07/01	Temp./Hum.	22 ~ 25℃/54 ~ 69%
Test Voltage	AC 120V 60Hz (Via AC Adapter)	Tested By	Brian Hsieh

A.2.1 Emissions within Restricted Frequency Bands

A.2.1.1 Frequency 9kHz~30MHz

The emissions (9kHz~30MHz) not reported for there is no emission be found.

A.2.1.2 Frequency Below 1GHz

Mode	802.11ax-HE160	U-NII Band	5
Test SKU	SKU #1 (with INPAQ Antenna)	Frequency	TX 6185MHz

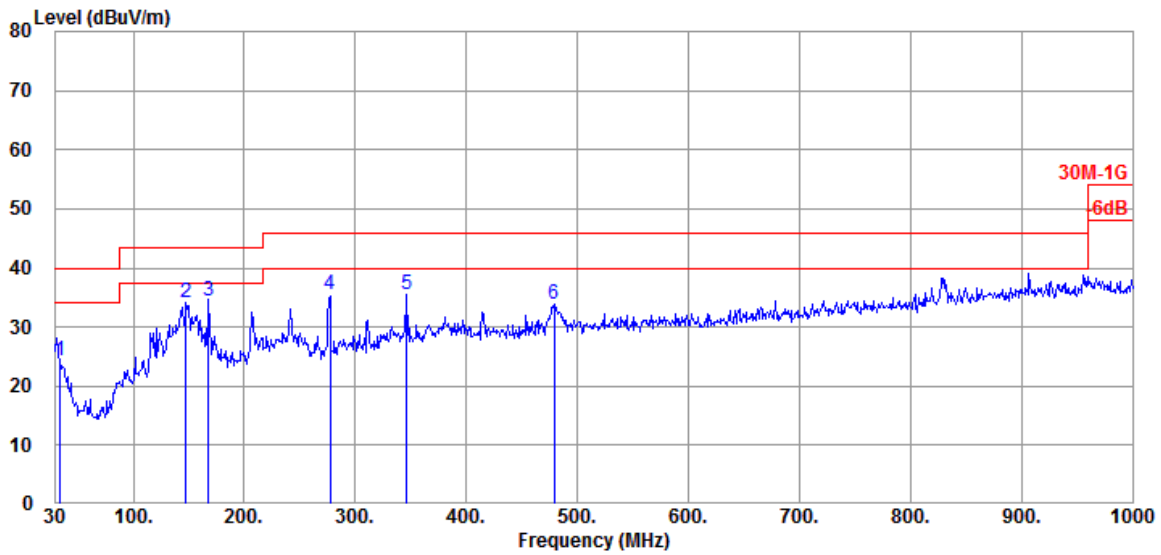

Antenna at Horizontal Polarization

Emission Frequency (MHz)	Antenna Factor (dB/m)	Cable Loss (dB)	Preamp Gain (dB)	Read Level (dBμV)	Emission Level (dBμV/m)	Limits (dBμV/m)	Margin (dB)	Detector
33.880	22.12	1.51	26.48	27.19	24.34	40.00	15.66	Peak
147.370	16.47	3.17	26.01	40.48	34.11	43.50	9.39	Peak
167.740	15.40	3.39	25.91	41.57	34.45	43.50	9.05	Peak
277.350	18.69	4.50	25.64	37.84	35.39	46.00	10.61	Peak
346.220	20.24	5.31	26.01	35.91	35.45	46.00	10.55	Peak
479.110	22.78	6.60	27.01	31.42	33.79	46.00	12.21	Peak

This test report may be reproduced in full only. The document may only be updated by Audix Technology Corp. personnel. Any changes will be noted in the Document History section of the report.

Audix Technology Corp.
No. 491, Zhongfu Rd., Linkou Dist.,
New Taipei City244, Taiwan
Tel: +886 2 26099301
Fax: +886 2 26099303

Mode	802.11ax-HE160	U-NII Band	5
Test SKU	SKU #1 (with INPAQ Antenna)	Frequency	TX 6185MHz

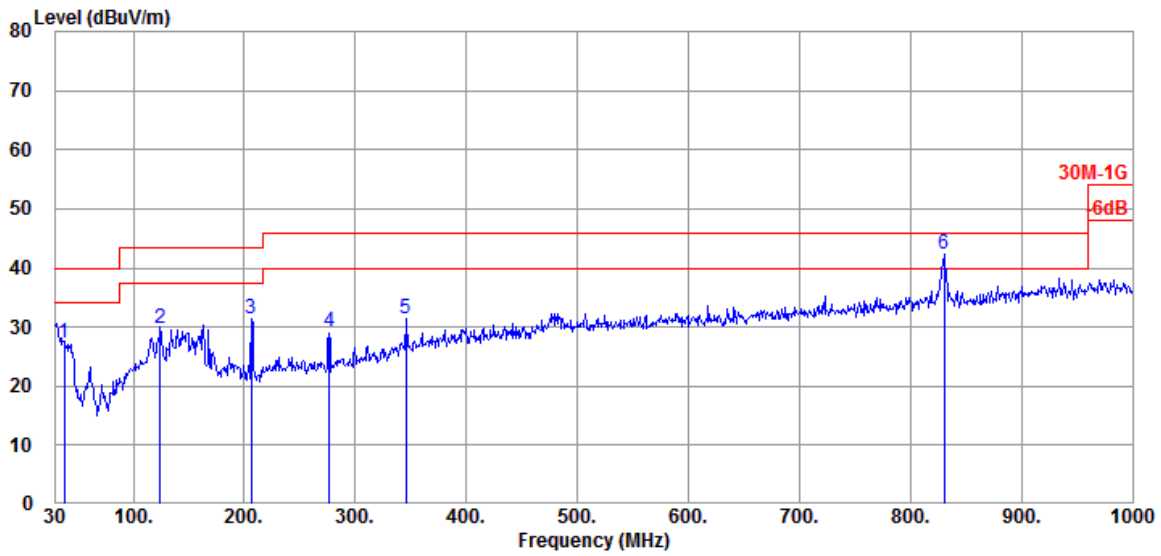

Antenna at Vertical Polarization

Emission Frequency (MHz)	Antenna Factor (dB/m)	Cable Loss (dB)	Preamp Gain (dB)	Read Level (dBμV)	Emission Level (dBμV/m)	Limits (dBμV/m)	Margin (dB)	Detector
37.760	20.13	1.59	26.48	32.18	27.42	40.00	12.58	Peak
124.090	17.75	2.90	26.13	35.31	29.83	43.50	13.67	Peak
206.540	15.54	3.78	25.77	37.89	31.44	43.50	12.06	Peak
276.380	18.67	4.49	25.64	31.66	29.18	46.00	16.82	Peak
345.250	20.21	5.29	26.01	31.98	31.47	46.00	14.53	Peak
830.250	26.06	8.38	27.18	35.07	42.33	46.00	3.67	Peak

This test report may be reproduced in full only. The document may only be updated by Audix Technology Corp. personnel. Any changes will be noted in the Document History section of the report.

Audix Technology Corp.
No. 491, Zhongfu Rd., Linkou Dist.,
New Taipei City244, Taiwan

Tel: +886 2 26099301
Fax: +886 2 26099303

Mode	802.11ax-HE160	U-NII Band	5
Test SKU	SKU #2 (with LUXSHARE-ICT Antenna)	Frequency	TX 6185MHz

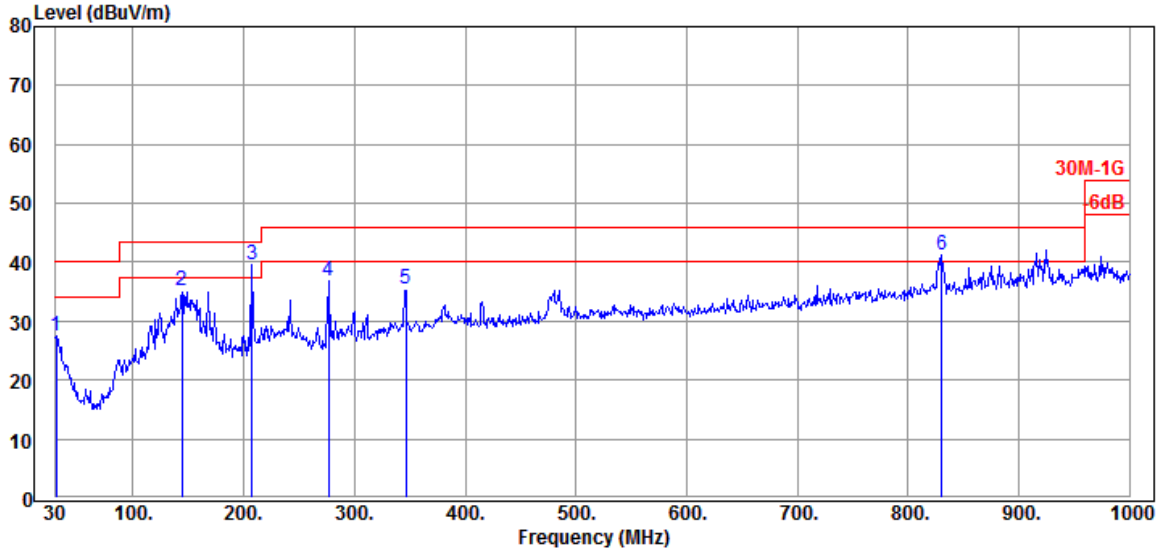

Antenna at Horizontal Polarization

Emission Frequency (MHz)	Antenna Factor (dB/m)	Cable Loss (dB)	Preamp Gain (dB)	Read Level (dBμV)	Emission Level (dBμV/m)	Limits (dBμV/m)	Margin (dB)	Detector
30.970	23.26	1.43	26.49	29.21	27.41	40.00	12.59	Peak
144.460	16.68	3.14	26.02	41.36	35.16	43.50	8.34	Peak
207.510	15.63	3.80	25.77	45.97	39.63	43.50	3.87	Peak
276.380	18.67	4.49	25.64	39.37	36.89	46.00	9.11	Peak
346.220	20.24	5.31	26.01	35.81	35.35	46.00	10.65	Peak
830.250	26.06	8.38	27.18	34.10	41.36	46.00	4.64	Peak

This test report may be reproduced in full only. The document may only be updated by Audix Technology Corp. personnel. Any changes will be noted in the Document History section of the report.

Audix Technology Corp.
No. 491, Zhongfu Rd., Linkou Dist.,
New Taipei City244, Taiwan

Tel: +886 2 26099301
Fax: +886 2 26099303

Mode	802.11ax-HE160	U-NII Band	5
Test SKU	SKU #2 (with LUXSHARE-ICT Antenna)	Frequency	TX 6185MHz

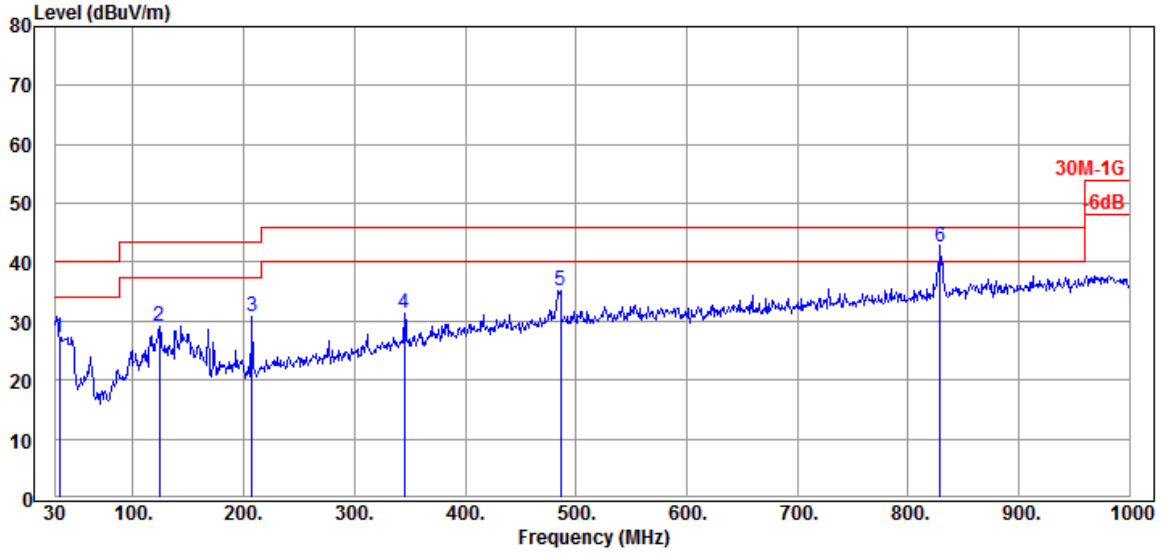

Antenna at Vertical Polarization

Emission Frequency (MHz)	Antenna Factor (dB/m)	Cable Loss (dB)	Preamp Gain (dB)	Read Level (dBμV)	Emission Level (dBμV/m)	Limits (dBμV/m)	Margin (dB)	Detector
33.880	22.12	1.51	26.48	30.20	27.35	40.00	12.65	Peak
124.090	17.75	2.90	26.13	34.68	29.20	43.50	14.30	Peak
207.510	15.63	3.80	25.77	37.26	30.92	43.50	12.58	Peak
345.250	20.21	5.29	26.01	31.88	31.37	46.00	14.63	Peak
485.900	22.89	6.65	27.04	32.61	35.11	46.00	10.89	Peak
829.280	26.06	8.38	27.18	35.47	42.73	46.00	3.27	Peak

This test report may be reproduced in full only. The document may only be updated by Audix Technology Corp. personnel. Any changes will be noted in the Document History section of the report.

Audix Technology Corp.
No. 491, Zhongfu Rd., Linkou Dist.,
New Taipei City244, Taiwan
Tel: +886 2 26099301
Fax: +886 2 26099303

A.2.1.3 Band Edge

- OFDM Modulation

Mode	802.11ax-HE20	U-NII Band	5
Test SKU	SKU #2 (with LUXSHARE-ICT Antenna)	Frequency	TX 5955MHz

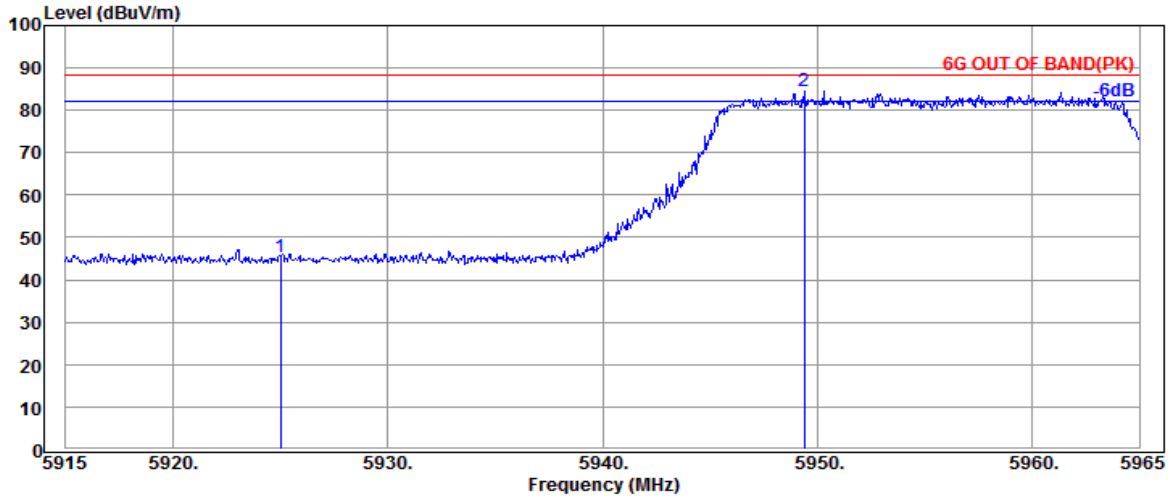

Antenna at Horizontal Polarization

	Emission Frequency (MHz)	Antenna Factor (dB/m)	Cable Loss (dB)	Preamp Gain (dB)	Read Level (dBμV)	Emission Level (dBμV/m)	Limits (dBμV/m)	Margin (dB)	Detector
	5925.000	35.73	11.38	34.40	32.54	45.25	88.20	42.95	Peak
@	5949.400	35.70	11.39	34.40	72.00	84.69	---	---	Peak

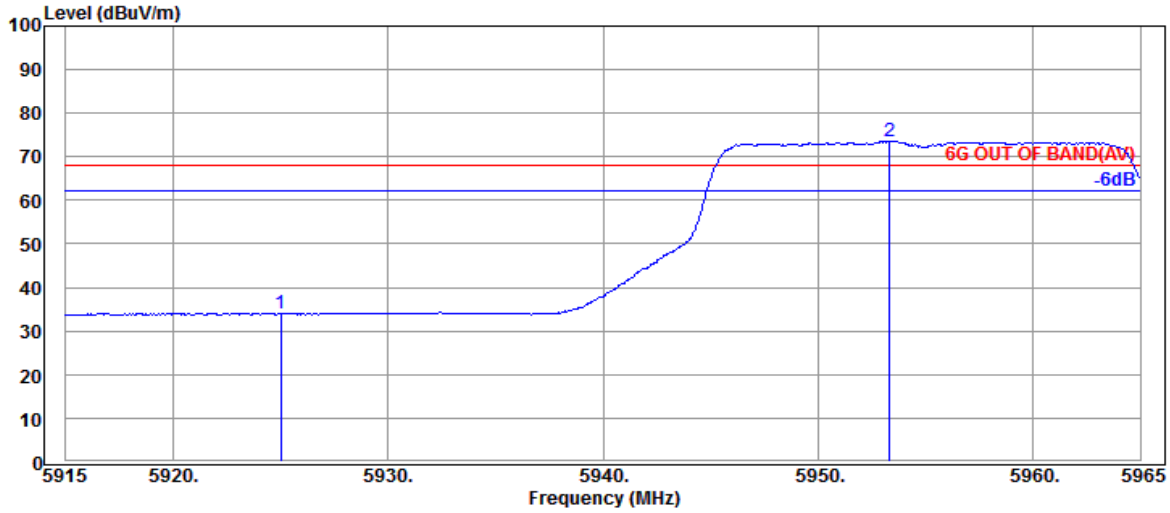

Antenna at Horizontal Polarization

	Emission Frequency (MHz)	Antenna Factor (dB/m)	Cable Loss (dB)	Preamp Gain (dB)	Read Level (dBμV)	Emission Level (dBμV/m)	Limits (dBμV/m)	Margin (dB)	Detector
	5925.000	35.73	11.38	34.40	21.30	34.01	68.20	34.19	Average
@	5953.350	35.70	11.39	34.40	60.95	73.64	---	---	Average

Remark: The "@" means fundamental frequency, it is ignored in this section.

This test report may be reproduced in full only. The document may only be updated by Audix Technology Corp. personnel. Any changes will be noted in the Document History section of the report.

Audix Technology Corp.
No. 491, Zhongfu Rd., Linkou Dist.,
New Taipei City244, Taiwan
Tel: +886 2 26099301
Fax: +886 2 26099303

Mode	802.11ax-HE20	U-NII Band	5
Test SKU	SKU #2 (with LUXSHARE-ICT Antenna)	Frequency	TX 5955MHz

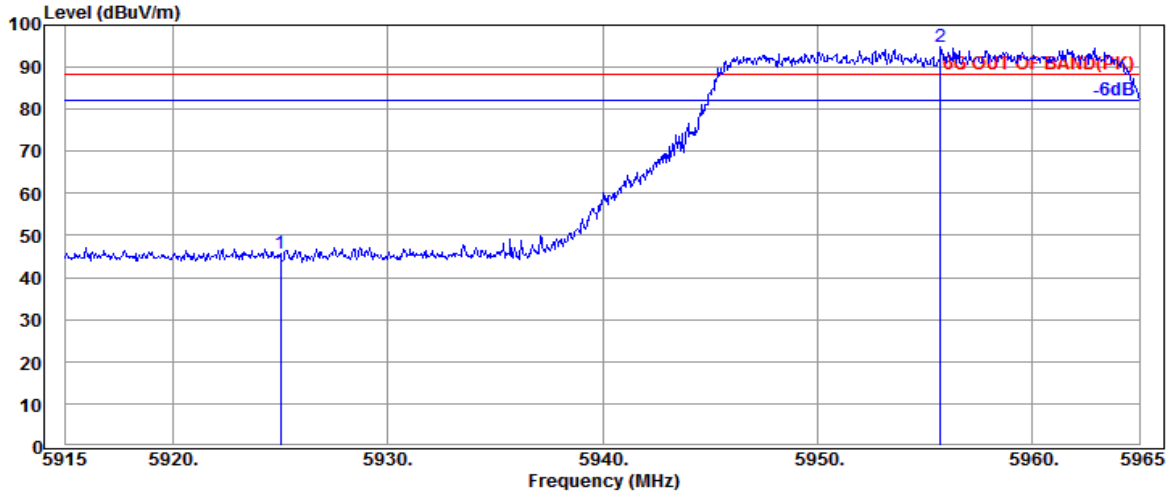

Antenna at Vertical Polarization

	Emission Frequency (MHz)	Antenna Factor (dB/m)	Cable Loss (dB)	Preamp Gain (dB)	Read Level (dBμV)	Emission Level (dBμV/m)	Limits (dBμV/m)	Margin (dB)	Detector
	5925.000	35.73	11.38	34.40	32.91	45.62	88.20	42.58	Peak
@	5955.750	35.70	11.39	34.40	82.31	95.00	---	---	Peak

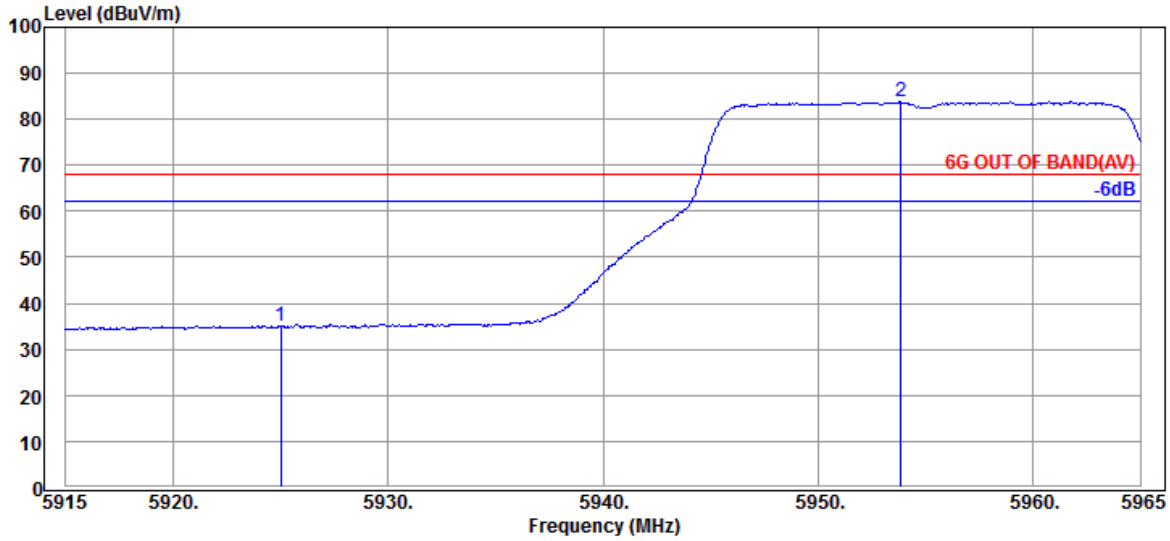

Antenna at Vertical Polarization

	Emission Frequency (MHz)	Antenna Factor (dB/m)	Cable Loss (dB)	Preamp Gain (dB)	Read Level (dBμV)	Emission Level (dBμV/m)	Limits (dBμV/m)	Margin (dB)	Detector
	5925.000	35.73	11.38	34.40	22.37	35.08	68.20	33.12	Average
@	5953.850	35.70	11.39	34.40	71.07	83.76	---	---	Average

Remark: The "@" means fundamental frequency, it is ignored in this section.

This test report may be reproduced in full only. The document may only be updated by Audix Technology Corp. personnel. Any changes will be noted in the Document History section of the report.

Audix Technology Corp.
No. 491, Zhongfu Rd., Linkou Dist.,
New Taipei City244, Taiwan
Tel: +886 2 26099301
Fax: +886 2 26099303

Mode	802.11ax-HE40	U-NII Band	5
Test SKU	SKU #2 (with LUXSHARE-ICT Antenna)	Frequency	TX 5965MHz

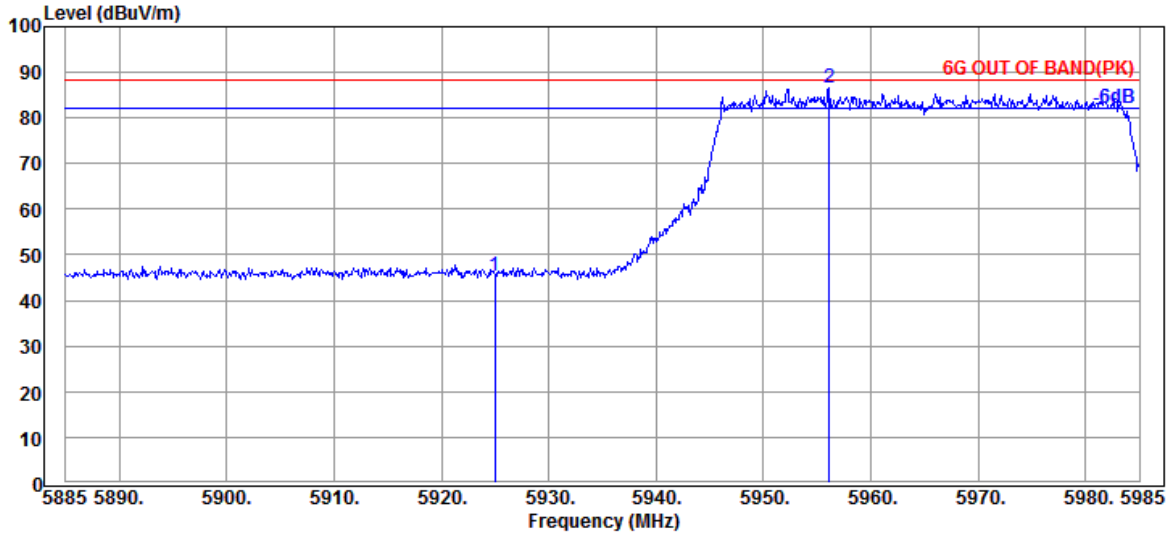

Antenna at Horizontal Polarization

Emission Frequency (MHz)	Antenna Factor (dB/m)	Cable Loss (dB)	Preamp Gain (dB)	Read Level (dBμV)	Emission Level (dBμV/m)	Limits (dBμV/m)	Margin (dB)	Detector
5925.000	35.73	11.38	34.40	32.54	45.25	88.20	42.95	Peak
@ 5956.100	35.70	11.39	34.41	73.76	86.44	---	---	Peak

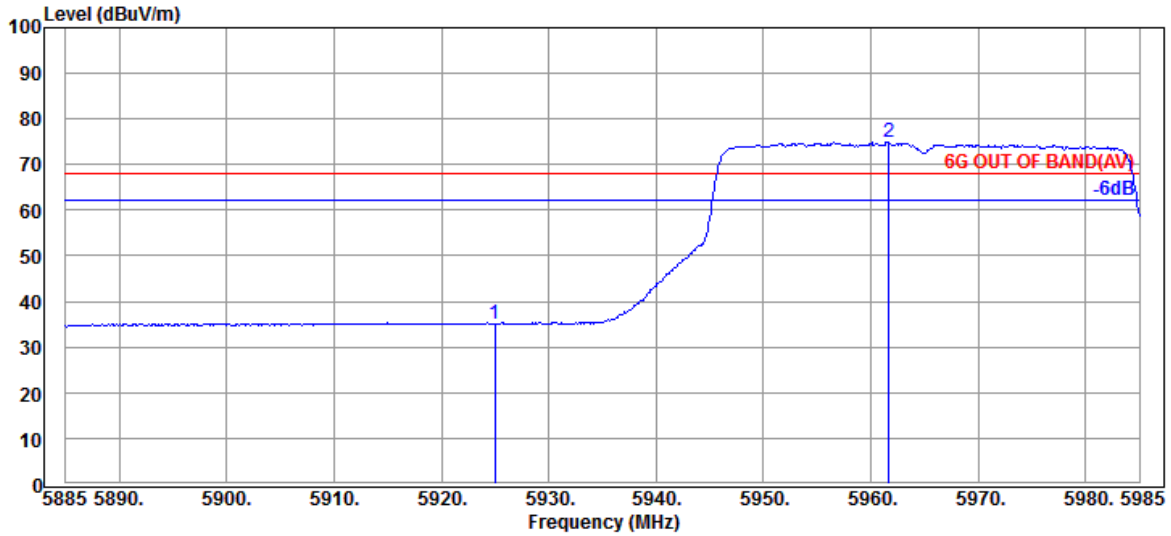

Antenna at Horizontal Polarization

Emission Frequency (MHz)	Antenna Factor (dB/m)	Cable Loss (dB)	Preamp Gain (dB)	Read Level (dBμV)	Emission Level (dBμV/m)	Limits (dBμV/m)	Margin (dB)	Detector
5925.000	35.73	11.38	34.40	22.30	35.01	68.20	33.19	Average
@ 5961.700	35.63	11.39	34.41	62.27	74.88	---	---	Average

Remark: The "@" means fundamental frequency, it is ignored in this section.

This test report may be reproduced in full only. The document may only be updated by Audix Technology Corp. personnel. Any changes will be noted in the Document History section of the report.

Audix Technology Corp.
No. 491, Zhongfu Rd., Linkou Dist.,
New Taipei City244, Taiwan
Tel: +886 2 26099301
Fax: +886 2 26099303

Mode	802.11ax-HE40	U-NII Band	5
Test SKU	SKU #2 (with LUXSHARE-ICT Antenna)	Frequency	TX 5965MHz

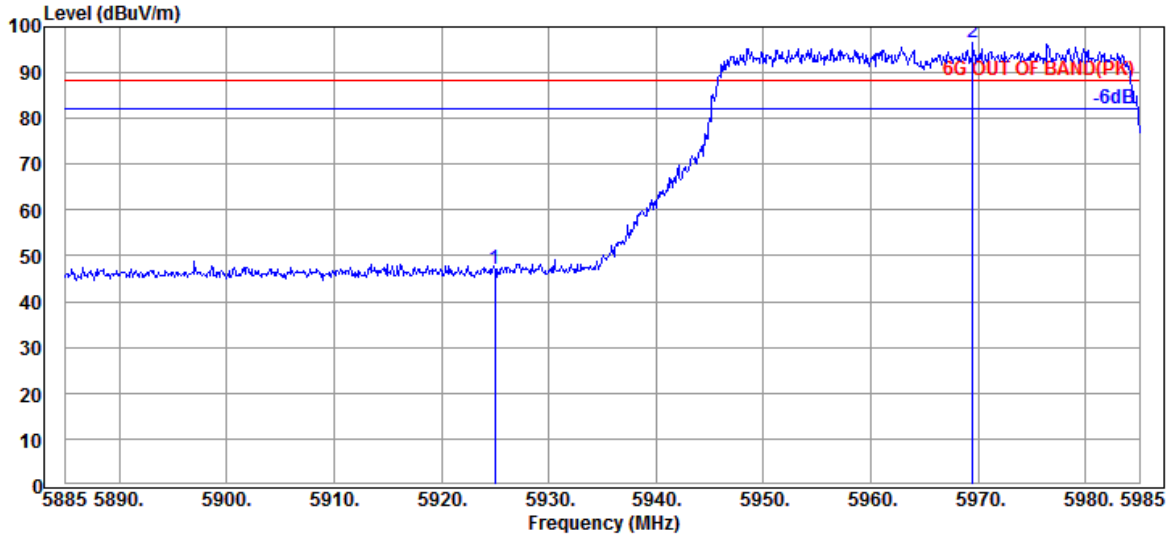

Antenna at Vertical Polarization

Emission Frequency (MHz)	Antenna Factor (dB/m)	Cable Loss (dB)	Preamp Gain (dB)	Read Level (dBμV)	Emission Level (dBμV/m)	Limits (dBμV/m)	Margin (dB)	Detector
5925.000	35.73	11.38	34.40	34.24	46.95	88.20	41.25	Peak
@ 5969.500	35.63	11.39	34.41	83.92	96.53	---	---	Peak

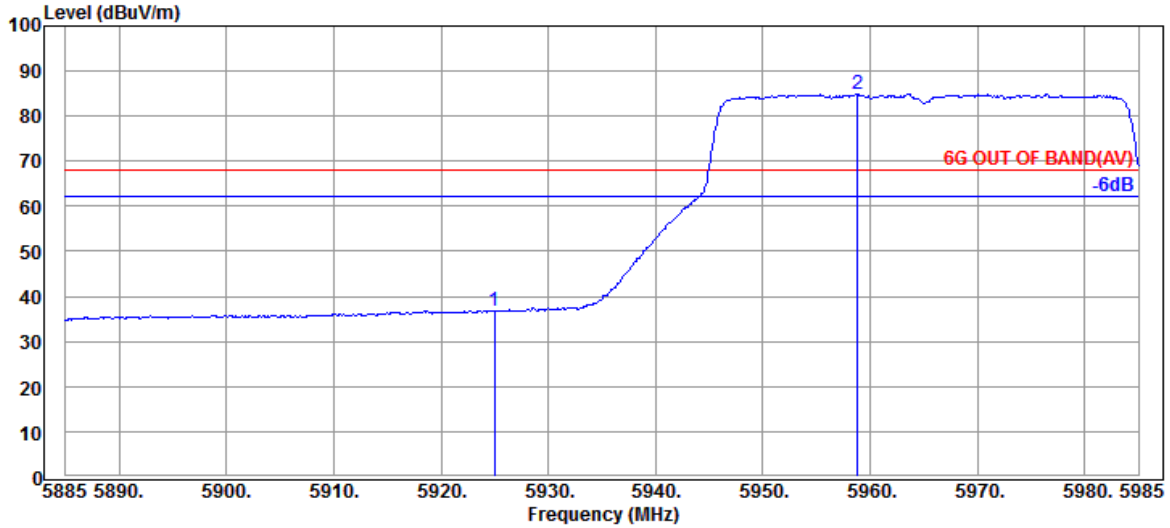

Antenna at Vertical Polarization

Emission Frequency (MHz)	Antenna Factor (dB/m)	Cable Loss (dB)	Preamp Gain (dB)	Read Level (dBμV)	Emission Level (dBμV/m)	Limits (dBμV/m)	Margin (dB)	Detector
5925.000	35.73	11.38	34.40	24.03	36.74	68.20	31.46	Average
@ 5958.800	35.63	11.39	34.41	72.28	84.89	---	---	Average

Remark: The "@" means fundamental frequency, it is ignored in this section.

This test report may be reproduced in full only. The document may only be updated by Audix Technology Corp. personnel. Any changes will be noted in the Document History section of the report.

Audix Technology Corp.
No. 491, Zhongfu Rd., Linkou Dist.,
New Taipei City244, Taiwan
Tel: +886 2 26099301
Fax: +886 2 26099303

Mode	802.11ax-HE40	U-NII Band	8
Test SKU	SKU #2 (with LUXSHARE-ICT Antenna)	Frequency	TX 7085MHz

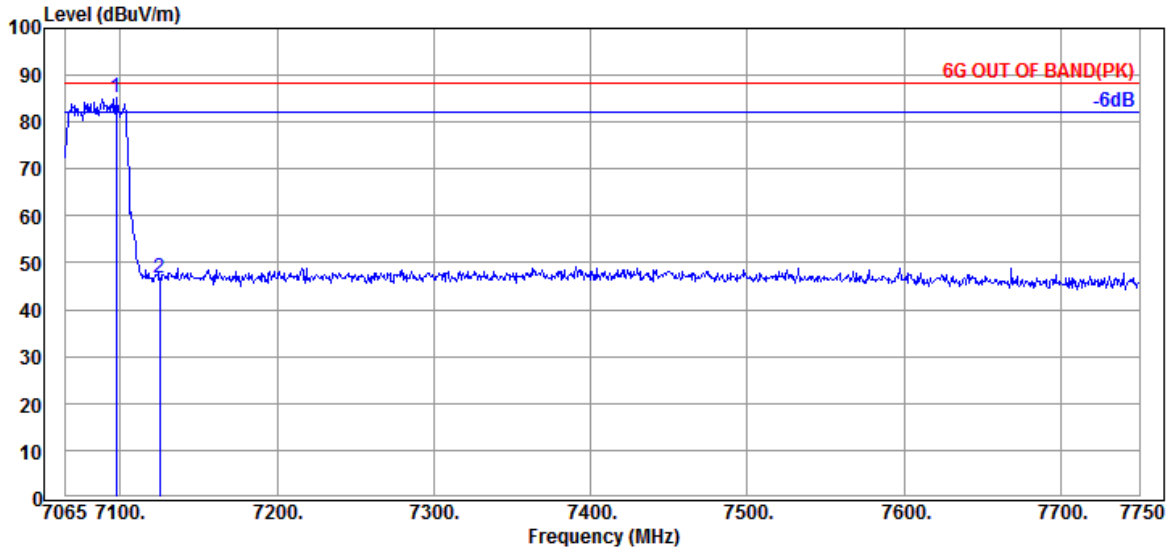

Antenna at Horizontal Polarization

Emission Frequency (MHz)	Antenna Factor (dB/m)	Cable Loss (dB)	Preamp Gain (dB)	Read Level (dBμV)	Emission Level (dBμV/m)	Limits (dBμV/m)	Margin (dB)	Detector
7097.195	35.50	12.59	34.53	71.73	85.29	---	---	Peak
@ 7125.000	35.57	12.59	34.55	33.10	46.71	88.20	41.49	Peak

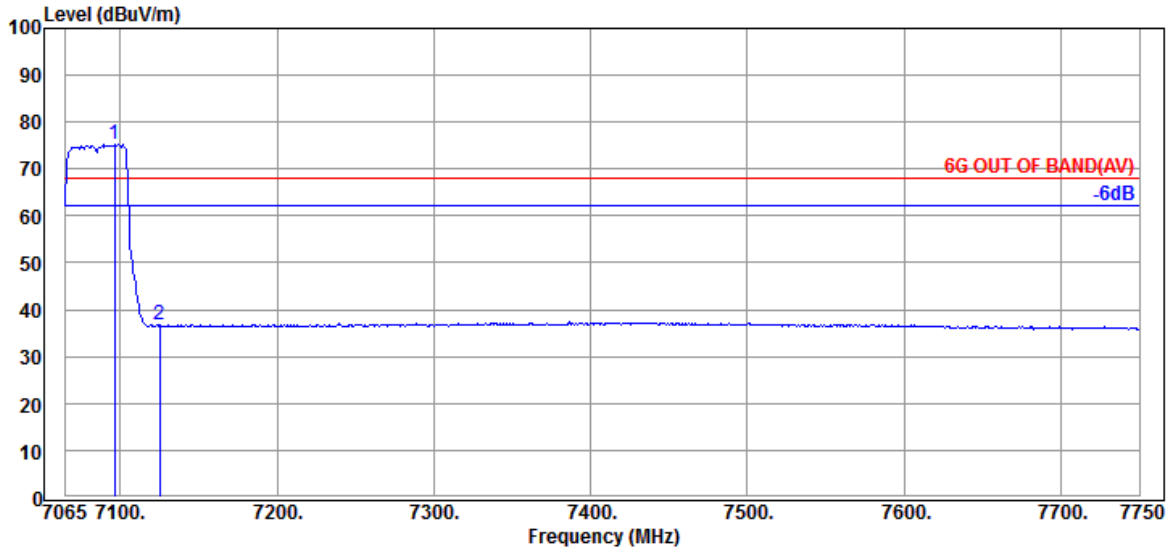

Antenna at Horizontal Polarization

Emission Frequency (MHz)	Antenna Factor (dB/m)	Cable Loss (dB)	Preamp Gain (dB)	Read Level (dBμV)	Emission Level (dBμV/m)	Limits (dBμV/m)	Margin (dB)	Detector
7096.510	35.50	12.55	34.53	61.65	75.17	---	---	Average
@ 7125.000	35.57	12.59	34.55	23.01	36.62	68.20	31.58	Average

Remark: The "@" means fundamental frequency, it is ignored in this section.

This test report may be reproduced in full only. The document may only be updated by Audix Technology Corp. personnel. Any changes will be noted in the Document History section of the report.

Audix Technology Corp.
No. 491, Zhongfu Rd., Linkou Dist.,
New Taipei City244, Taiwan
Tel: +886 2 26099301
Fax: +886 2 26099303

Mode	802.11ax-HE40	U-NII Band	8
Test SKU	SKU #2 (with LUXSHARE-ICT Antenna)	Frequency	TX 7085MHz

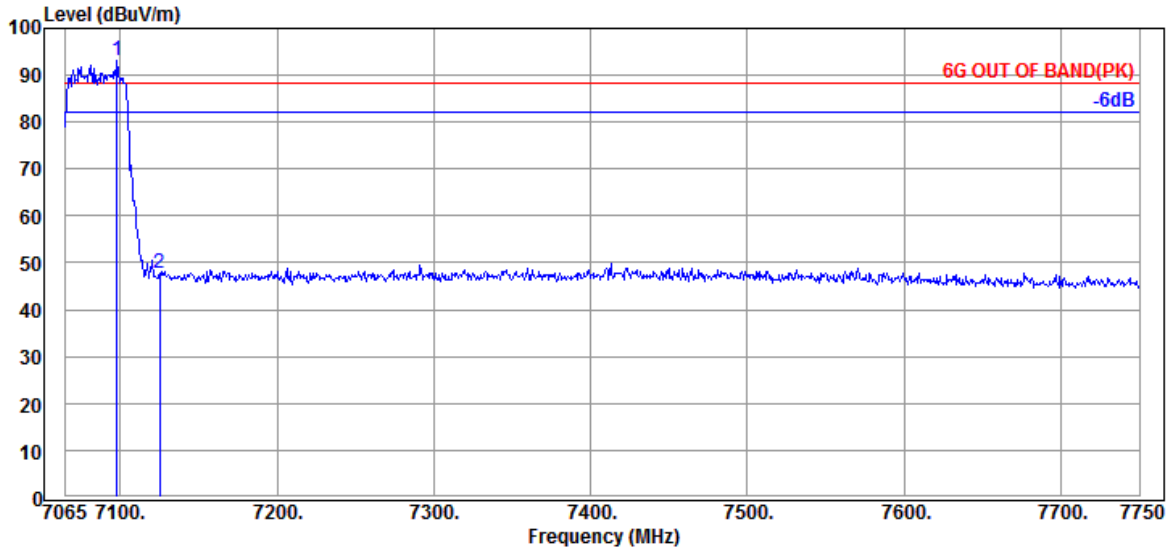

Antenna at Vertical Polarization

Emission Frequency (MHz)	Antenna Factor (dB/m)	Cable Loss (dB)	Preamp Gain (dB)	Read Level (dBμV)	Emission Level (dBμV/m)	Limits (dBμV/m)	Margin (dB)	Detector
7097.880	35.50	12.59	34.53	79.48	93.04	---	---	Peak
@ 7125.000	35.57	12.59	34.55	34.02	47.63	88.20	40.57	Peak

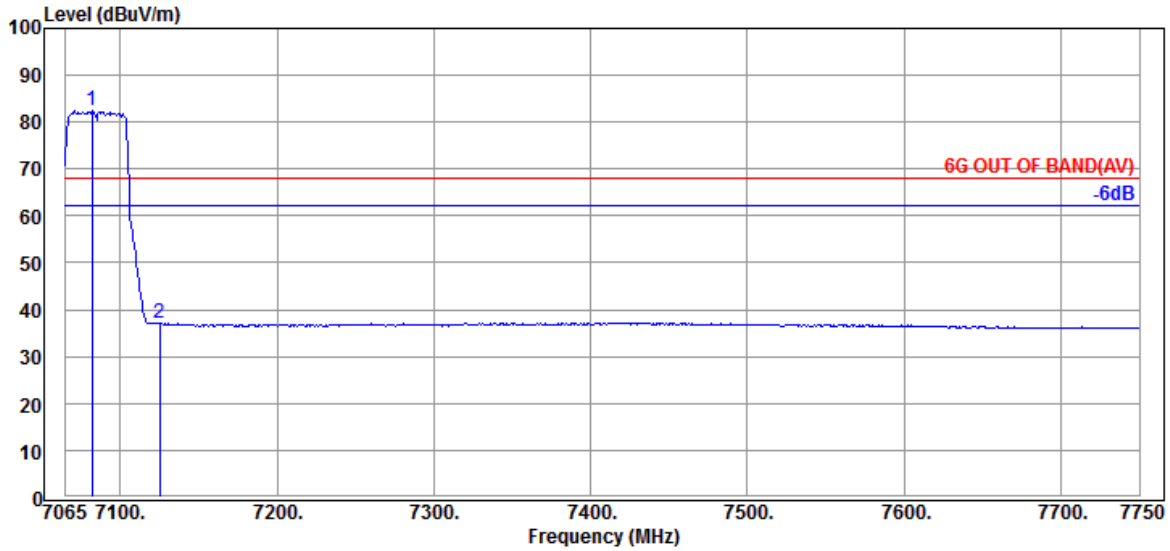

Antenna at Vertical Polarization

Emission Frequency (MHz)	Antenna Factor (dB/m)	Cable Loss (dB)	Preamp Gain (dB)	Read Level (dBμV)	Emission Level (dBμV/m)	Limits (dBμV/m)	Margin (dB)	Detector
7082.125	35.55	12.55	34.52	68.90	82.48	---	---	Average
@ 7125.000	35.57	12.59	34.55	23.59	37.20	68.20	31.00	Average

Remark: The "@" means fundamental frequency, it is ignored in this section.

This test report may be reproduced in full only. The document may only be updated by Audix Technology Corp. personnel. Any changes will be noted in the Document History section of the report.

Audix Technology Corp.
No. 491, Zhongfu Rd., Linkou Dist.,
New Taipei City244, Taiwan
Tel: +886 2 26099301
Fax: +886 2 26099303

Mode	802.11ax-HE80	U-NII Band	5
Test SKU	SKU #2 (with LUXSHARE-ICT Antenna)	Frequency	TX 5985MHz

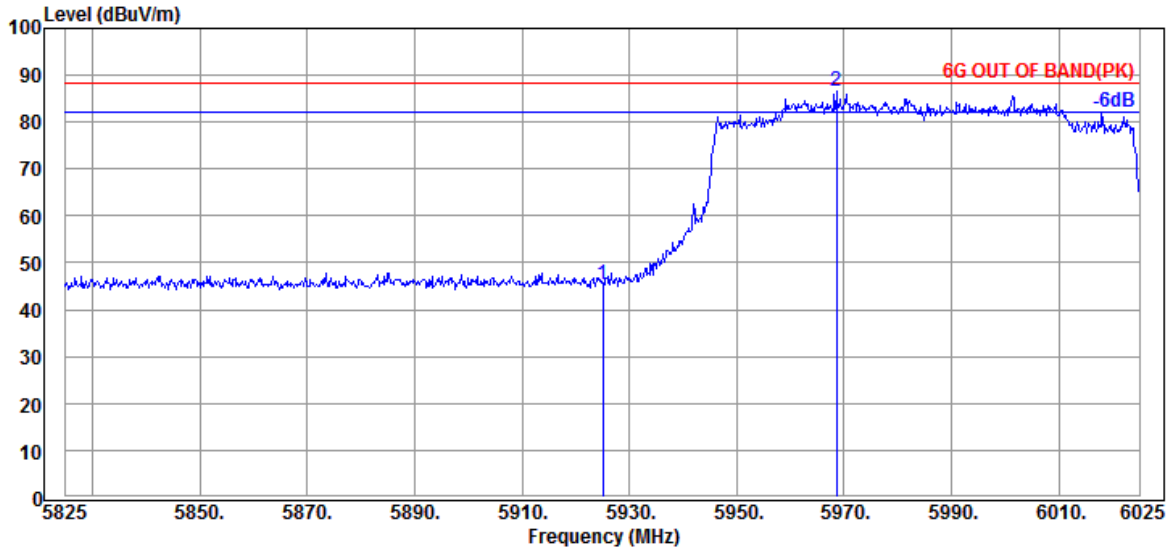

Antenna at Horizontal Polarization

Emission Frequency (MHz)	Antenna Factor (dB/m)	Cable Loss (dB)	Preamp Gain (dB)	Read Level (dBμV)	Emission Level (dBμV/m)	Limits (dBμV/m)	Margin (dB)	Detector
5925.000	35.73	11.38	34.40	32.81	45.52	88.20	42.68	Peak
@ 5968.600	35.63	11.39	34.41	74.10	86.71	---	---	Peak

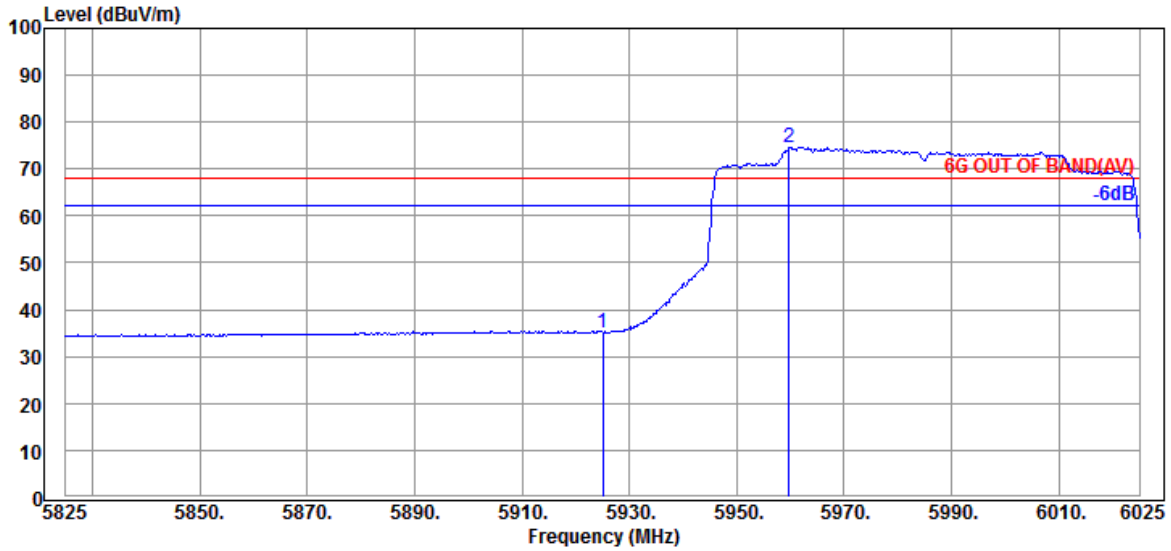

Antenna at Horizontal Polarization

Emission Frequency (MHz)	Antenna Factor (dB/m)	Cable Loss (dB)	Preamp Gain (dB)	Read Level (dBμV)	Emission Level (dBμV/m)	Limits (dBμV/m)	Margin (dB)	Detector
5925.000	35.73	11.38	34.40	22.47	35.18	68.20	33.02	Average
@ 5959.800	35.63	11.39	34.41	61.93	74.54	---	---	Average

Remark: The "@" means fundamental frequency, it is ignored in this section.

This test report may be reproduced in full only. The document may only be updated by Audix Technology Corp. personnel. Any changes will be noted in the Document History section of the report.

Audix Technology Corp.
No. 491, Zhongfu Rd., Linkou Dist.,
New Taipei City244, Taiwan
Tel: +886 2 26099301
Fax: +886 2 26099303

Mode	802.11ax-HE80	U-NII Band	5
Test SKU	SKU #2 (with LUXSHARE-ICT Antenna)	Frequency	TX 5985MHz

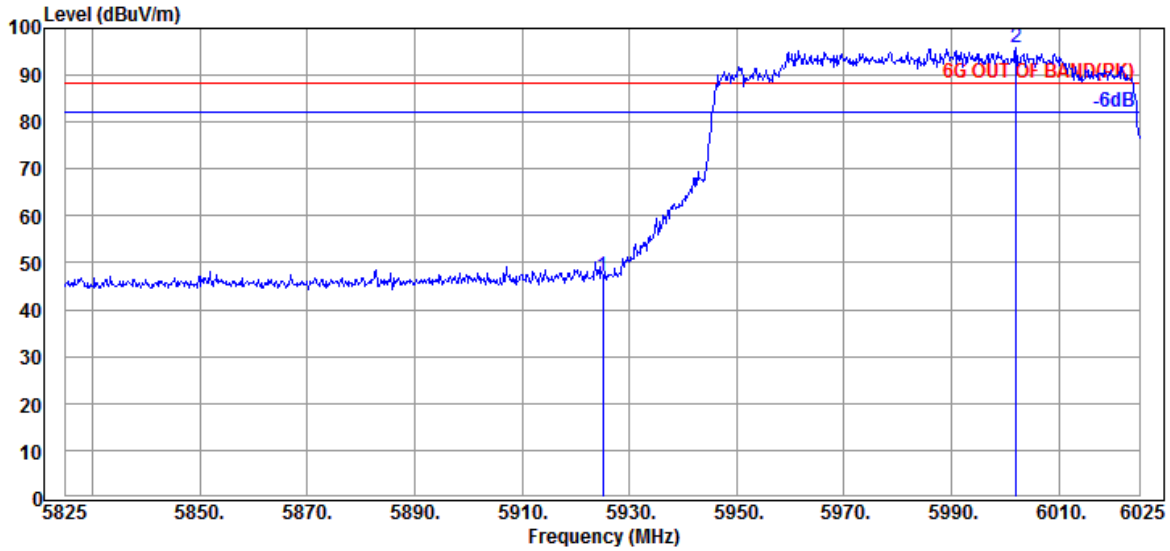

Antenna at Vertical Polarization

Emission Frequency (MHz)	Antenna Factor (dB/m)	Cable Loss (dB)	Preamp Gain (dB)	Read Level (dBμV)	Emission Level (dBμV/m)	Limits (dBμV/m)	Margin (dB)	Detector
5925.000	35.73	11.38	34.40	34.46	47.17	88.20	41.03	Peak
@ 6002.000	35.50	11.39	34.43	83.30	95.76	---	---	Peak

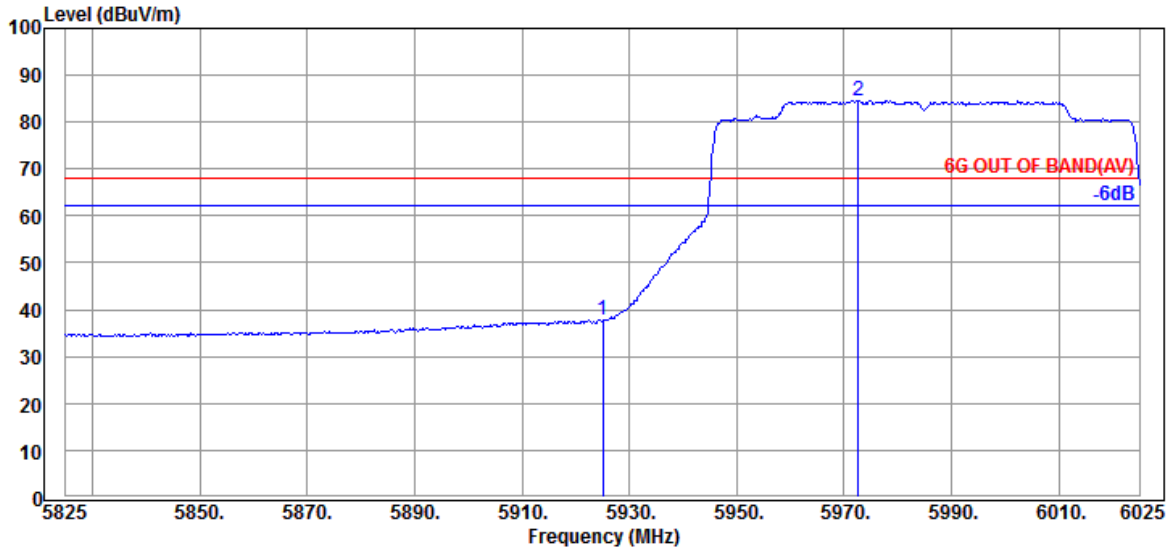

Antenna at Vertical Polarization

Emission Frequency (MHz)	Antenna Factor (dB/m)	Cable Loss (dB)	Preamp Gain (dB)	Read Level (dBμV)	Emission Level (dBμV/m)	Limits (dBμV/m)	Margin (dB)	Detector
5925.000	35.73	11.38	34.40	25.03	37.74	68.20	30.46	Average
@ 5972.600	35.63	11.39	34.41	72.06	84.67	---	---	Average

Remark: The "@" means fundamental frequency, it is ignored in this section.

This test report may be reproduced in full only. The document may only be updated by Audix Technology Corp. personnel. Any changes will be noted in the Document History section of the report.

Audix Technology Corp.
No. 491, Zhongfu Rd., Linkou Dist.,
New Taipei City244, Taiwan
Tel: +886 2 26099301
Fax: +886 2 26099303

Mode	802.11ax-HE80	U-NII Band	8
Test SKU	SKU #2 (with LUXSHARE-ICT Antenna)	Frequency	TX 7025MHz

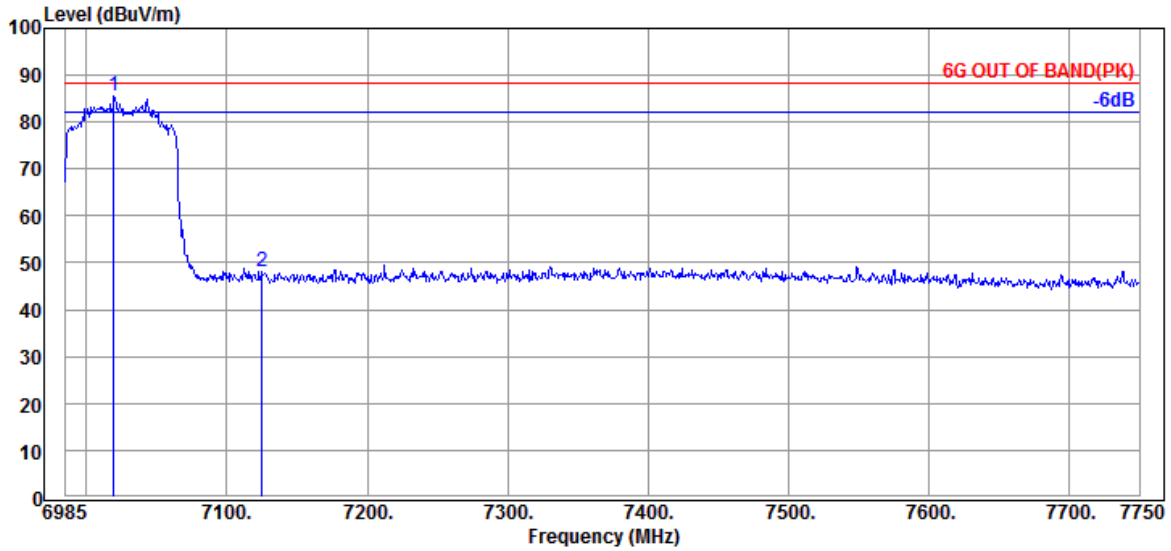

Antenna at Horizontal Polarization

Emission Frequency (MHz)	Antenna Factor (dB/m)	Cable Loss (dB)	Preamp Gain (dB)	Read Level (dBμV)	Emission Level (dBμV/m)	Limits (dBμV/m)	Margin (dB)	Detector
@ 7019.425	35.87	12.52	34.49	71.57	85.47	---	---	Peak
7125.000	35.57	12.59	34.55	34.52	48.13	88.20	40.07	Peak

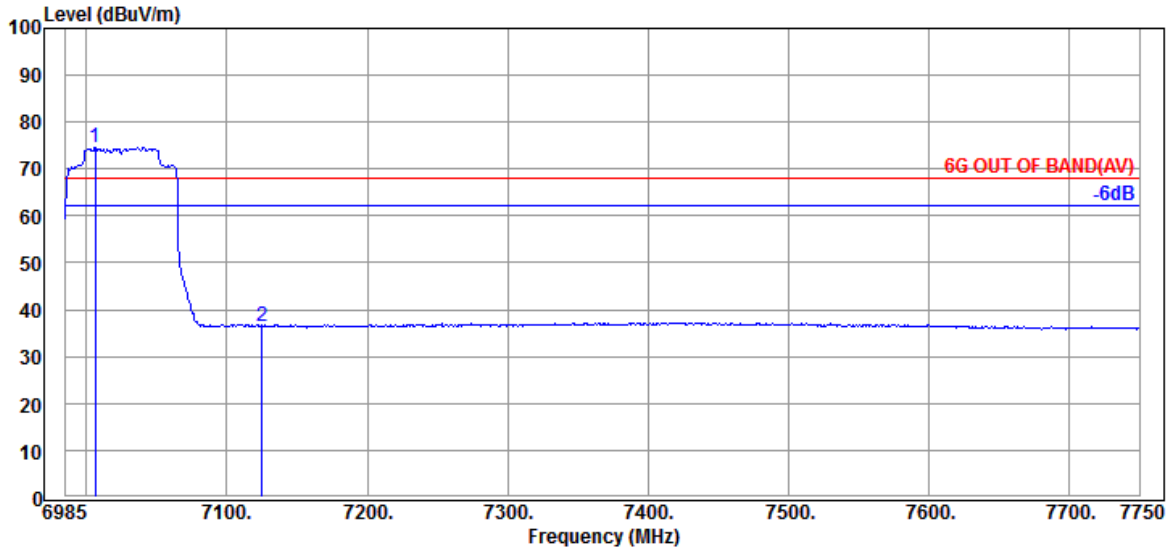

Antenna at Horizontal Polarization

Emission Frequency (MHz)	Antenna Factor (dB/m)	Cable Loss (dB)	Preamp Gain (dB)	Read Level (dBμV)	Emission Level (dBμV/m)	Limits (dBμV/m)	Margin (dB)	Detector
@ 7006.420	35.87	12.52	34.48	60.60	74.51	---	---	Average
7125.000	35.57	12.59	34.55	22.88	36.49	68.20	31.71	Average

Remark: The "@" means fundamental frequency, it is ignored in this section.

This test report may be reproduced in full only. The document may only be updated by Audix Technology Corp. personnel. Any changes will be noted in the Document History section of the report.

Audix Technology Corp.
No. 491, Zhongfu Rd., Linkou Dist.,
New Taipei City244, Taiwan
Tel: +886 2 26099301
Fax: +886 2 26099303

Mode	802.11ax-HE80	U-NII Band	8
Test SKU	SKU #2 (with LUXSHARE-ICT Antenna)	Frequency	TX 7025MHz

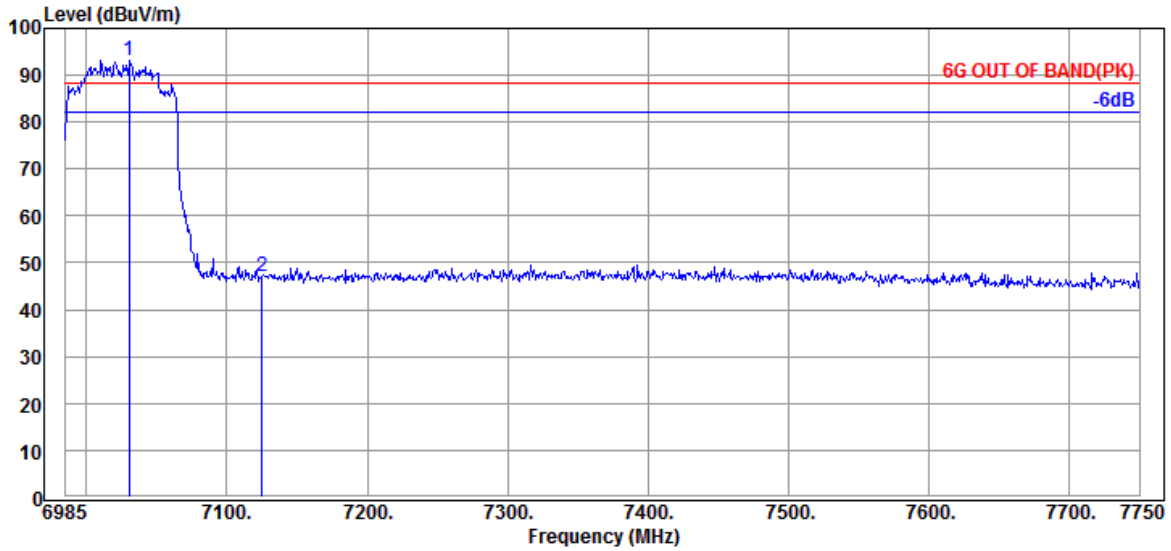

Antenna at Vertical Polarization

Emission Frequency (MHz)	Antenna Factor (dB/m)	Cable Loss (dB)	Preamp Gain (dB)	Read Level (dBμV)	Emission Level (dBμV/m)	Limits (dBμV/m)	Margin (dB)	Detector
@ 7030.135	35.73	12.52	34.49	79.45	93.21	---	---	Peak
7125.000	35.57	12.59	34.55	33.30	46.91	88.20	41.29	Peak

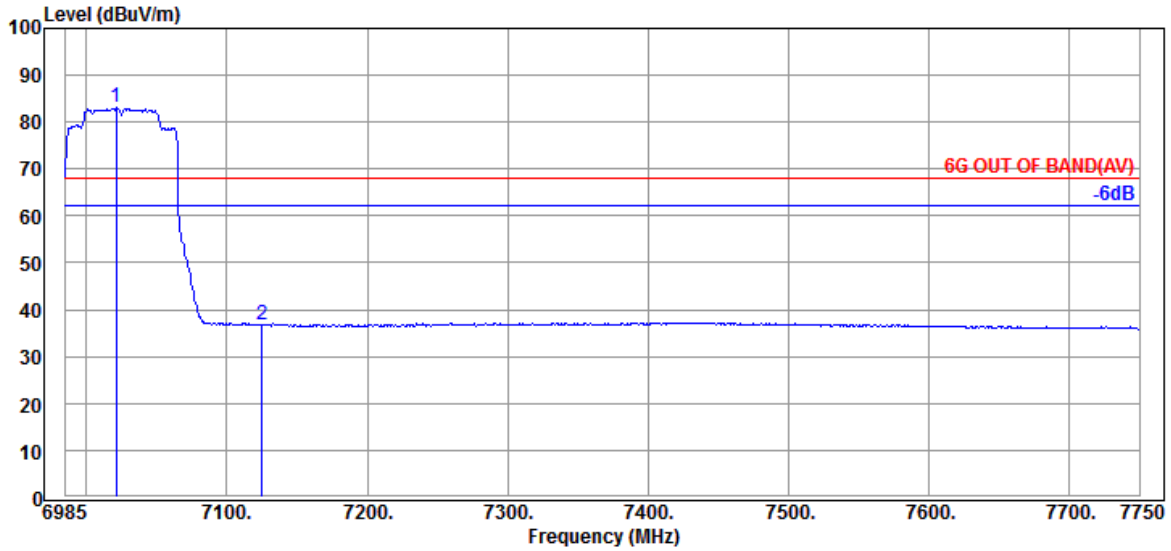

Antenna at Vertical Polarization

Emission Frequency (MHz)	Antenna Factor (dB/m)	Cable Loss (dB)	Preamp Gain (dB)	Read Level (dBμV)	Emission Level (dBμV/m)	Limits (dBμV/m)	Margin (dB)	Detector
@ 7020.955	35.87	12.52	34.49	69.11	83.01	---	---	Average
7125.000	35.57	12.59	34.55	23.33	36.94	68.20	31.26	Average

Remark: The "@" means fundamental frequency, it is ignored in this section.

This test report may be reproduced in full only. The document may only be updated by Audix Technology Corp. personnel. Any changes will be noted in the Document History section of the report.

Audix Technology Corp.
No. 491, Zhongfu Rd., Linkou Dist.,
New Taipei City244, Taiwan
Tel: +886 2 26099301
Fax: +886 2 26099303

Mode	802.11ax-HE160	U-NII Band	5
Test SKU	SKU #2 (with LUXSHARE-ICT Antenna)	Frequency	TX 6025MHz

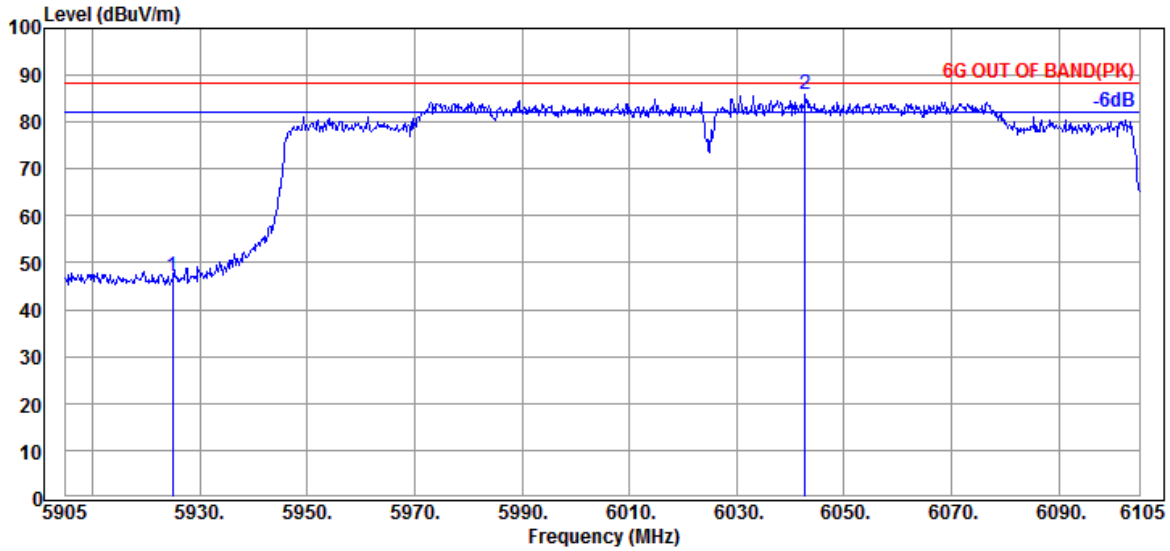

Antenna at Horizontal Polarization

	Emission Frequency (MHz)	Antenna Factor (dB/m)	Cable Loss (dB)	Preamp Gain (dB)	Read Level (dBμV)	Emission Level (dBμV/m)	Limits (dBμV/m)	Margin (dB)	Detector
	5925.000	35.73	11.38	34.40	34.48	47.19	88.20	41.01	Peak
@	6042.800	35.50	11.41	34.40	73.42	85.93	---	---	Peak

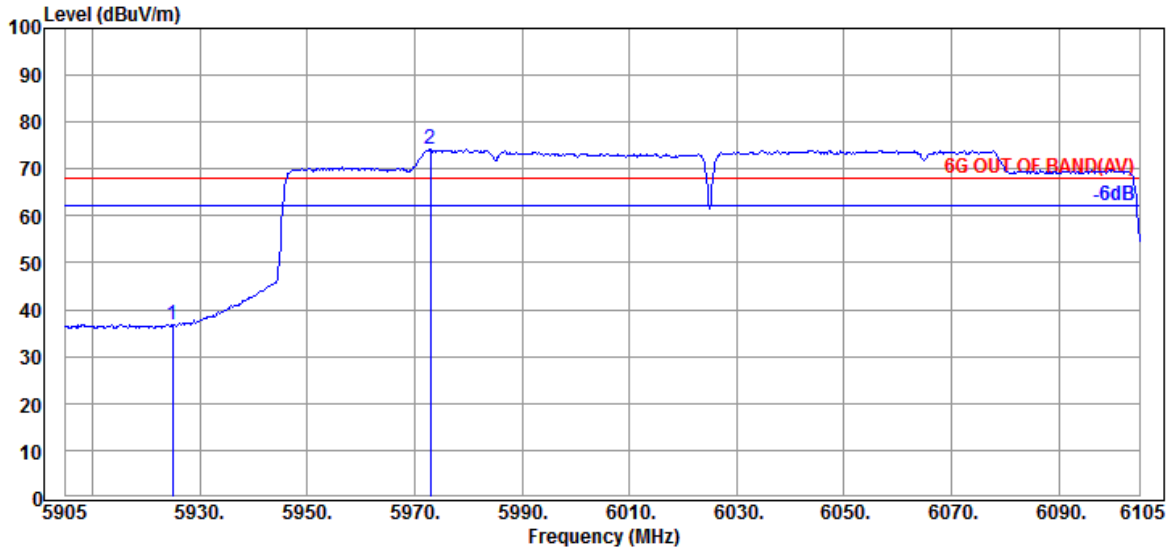

Antenna at Horizontal Polarization

	Emission Frequency (MHz)	Antenna Factor (dB/m)	Cable Loss (dB)	Preamp Gain (dB)	Read Level (dBμV)	Emission Level (dBμV/m)	Limits (dBμV/m)	Margin (dB)	Detector
	5925.000	35.73	11.38	34.40	24.14	36.85	68.20	31.35	Average
@	5973.000	35.63	11.39	34.41	61.51	74.12	---	---	Average

Remark: The "@" means fundamental frequency, it is ignored in this section.

This test report may be reproduced in full only. The document may only be updated by Audix Technology Corp. personnel. Any changes will be noted in the Document History section of the report.

Audix Technology Corp.
No. 491, Zhongfu Rd., Linkou Dist.,
New Taipei City244, Taiwan
Tel: +886 2 26099301
Fax: +886 2 26099303

Mode	802.11ax-HE160	U-NII Band	5
Test SKU	SKU #2 (with LUXSHARE-ICT Antenna)	Frequency	TX 6025MHz

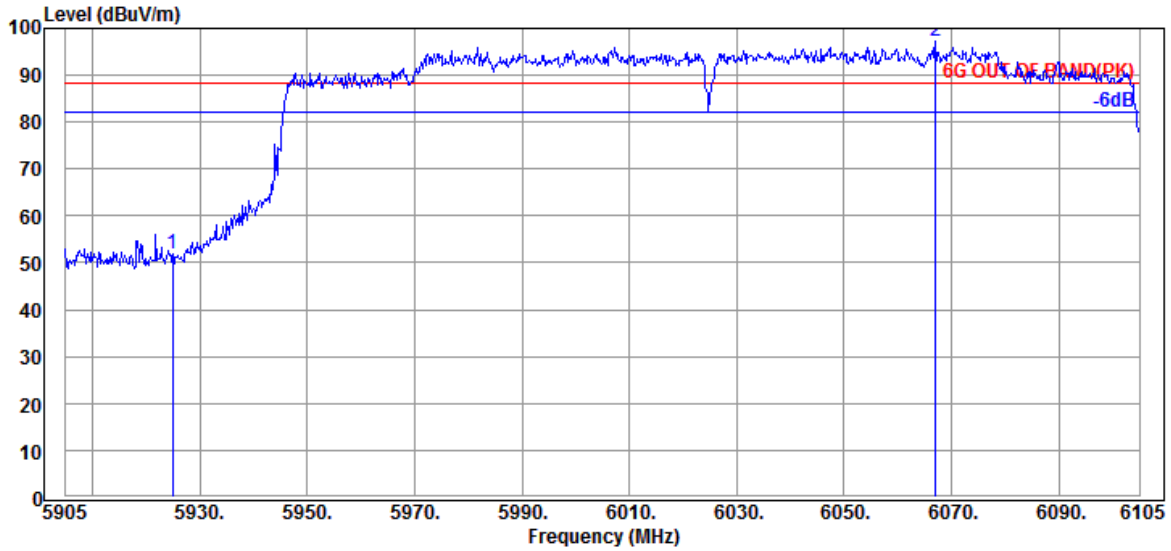

Antenna at Vertical Polarization

Emission Frequency (MHz)	Antenna Factor (dB/m)	Cable Loss (dB)	Preamp Gain (dB)	Read Level (dBμV)	Emission Level (dBμV/m)	Limits (dBμV/m)	Margin (dB)	Detector
5925.000	35.73	11.38	34.40	39.17	51.88	88.20	36.32	Peak
@ 6067.000	35.60	11.43	34.39	84.59	97.23	---	---	Peak

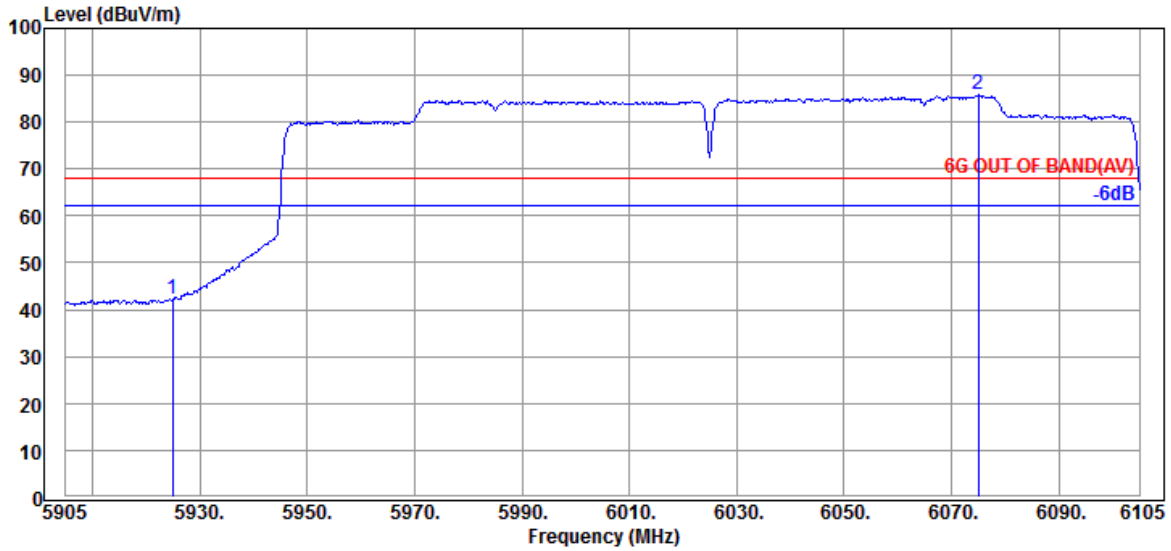

Antenna at Vertical Polarization

Emission Frequency (MHz)	Antenna Factor (dB/m)	Cable Loss (dB)	Preamp Gain (dB)	Read Level (dBμV)	Emission Level (dBμV/m)	Limits (dBμV/m)	Margin (dB)	Detector
5925.000	35.73	11.38	34.40	29.59	42.30	68.20	25.90	Average
@ 6075.000	35.60	11.43	34.37	73.23	85.89	---	---	Average

Remark: The "@" means fundamental frequency, it is ignored in this section.

This test report may be reproduced in full only. The document may only be updated by Audix Technology Corp. personnel. Any changes will be noted in the Document History section of the report.

Audix Technology Corp.
No. 491, Zhongfu Rd., Linkou Dist.,
New Taipei City244, Taiwan
Tel: +886 2 26099301
Fax: +886 2 26099303

Mode	802.11ax-HE160	U-NII Band	8
Test SKU	SKU #2 (with LUXSHARE-ICT Antenna)	Frequency	TX 6985MHz

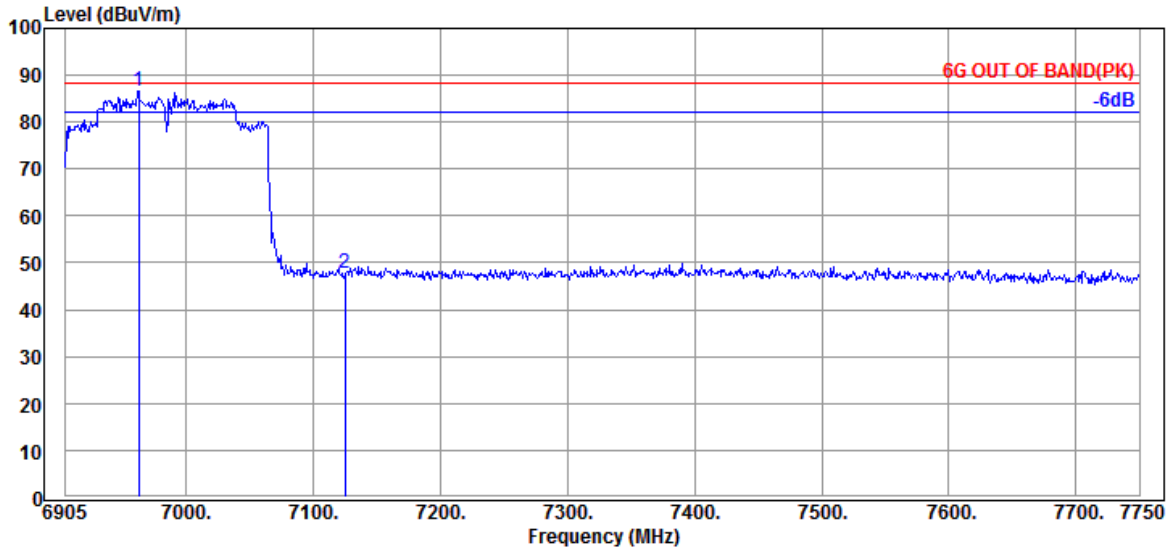

Antenna at Horizontal Polarization

Emission Frequency (MHz)	Antenna Factor (dB/m)	Cable Loss (dB)	Preamp Gain (dB)	Read Level (dBμV)	Emission Level (dBμV/m)	Limits (dBμV/m)	Margin (dB)	Detector
6962.460	35.80	12.48	34.45	72.88	86.71	---	---	Peak
@ 7125.000	35.57	12.59	34.55	34.14	47.75	88.20	40.45	Peak

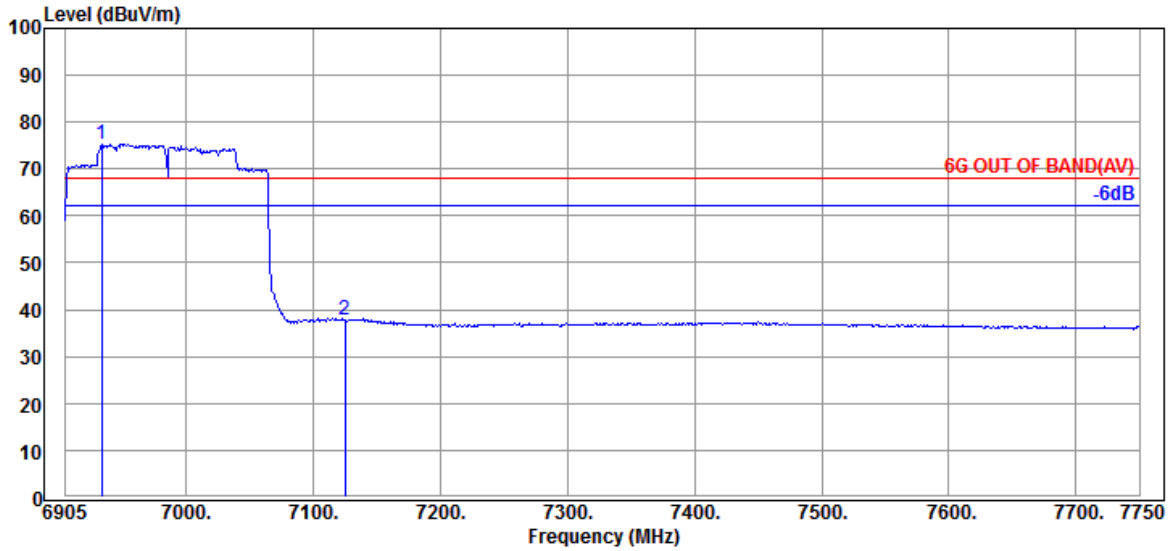

Antenna at Horizontal Polarization

Emission Frequency (MHz)	Antenna Factor (dB/m)	Cable Loss (dB)	Preamp Gain (dB)	Read Level (dBμV)	Emission Level (dBμV/m)	Limits (dBμV/m)	Margin (dB)	Detector
6933.730	35.73	12.40	34.43	61.51	75.21	---	---	Average
@ 7125.000	35.57	12.59	34.55	24.34	37.95	68.20	30.25	Average

Remark: The "@" means fundamental frequency, it is ignored in this section.

This test report may be reproduced in full only. The document may only be updated by Audix Technology Corp. personnel. Any changes will be noted in the Document History section of the report.

Audix Technology Corp.
No. 491, Zhongfu Rd., Linkou Dist.,
New Taipei City244, Taiwan
Tel: +886 2 26099301
Fax: +886 2 26099303

Mode	802.11ax-HE160	U-NII Band	8
Test SKU	SKU #2 (with LUXSHARE-ICT Antenna)	Frequency	TX 6985MHz

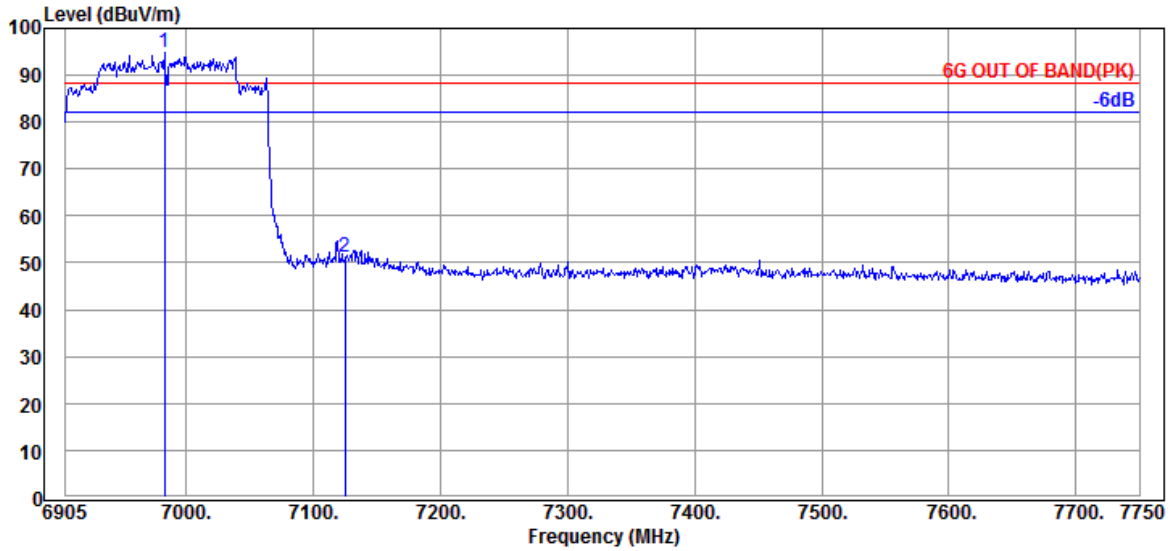

Antenna at Vertical Polarization

Emission Frequency (MHz)	Antenna Factor (dB/m)	Cable Loss (dB)	Preamp Gain (dB)	Read Level (dBμV)	Emission Level (dBμV/m)	Limits (dBμV/m)	Margin (dB)	Detector
6982.740	35.90	12.48	34.46	80.84	94.76	---	---	Peak
@ 7125.000	35.57	12.59	34.55	37.49	51.10	88.20	37.10	Peak

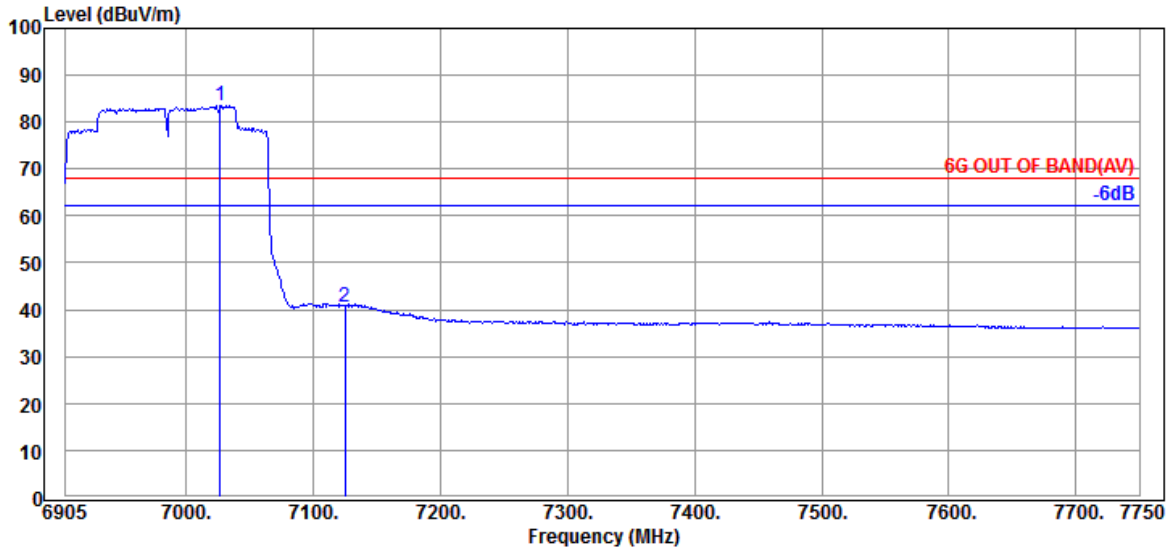

Antenna at Vertical Polarization

Emission Frequency (MHz)	Antenna Factor (dB/m)	Cable Loss (dB)	Preamp Gain (dB)	Read Level (dBμV)	Emission Level (dBμV/m)	Limits (dBμV/m)	Margin (dB)	Detector
7026.680	35.73	12.52	34.49	69.90	83.66	---	---	Average
@ 7125.000	35.57	12.59	34.55	27.07	40.68	68.20	27.52	Average

Remark: The "@" means fundamental frequency, it is ignored in this section.

This test report may be reproduced in full only. The document may only be updated by Audix Technology Corp. personnel. Any changes will be noted in the Document History section of the report.

Audix Technology Corp.
No. 491, Zhongfu Rd., Linkou Dist.,
New Taipei City244, Taiwan
Tel: +886 2 26099301
Fax: +886 2 26099303

- OFDMA Modulation

Tones	26T	RU Index	0
Mode	802.11ax-HE20	U-NII Band	5
Test SKU	SKU #2 (with LUXSHARE-ICT Antenna)	Frequency	TX 5955MHz

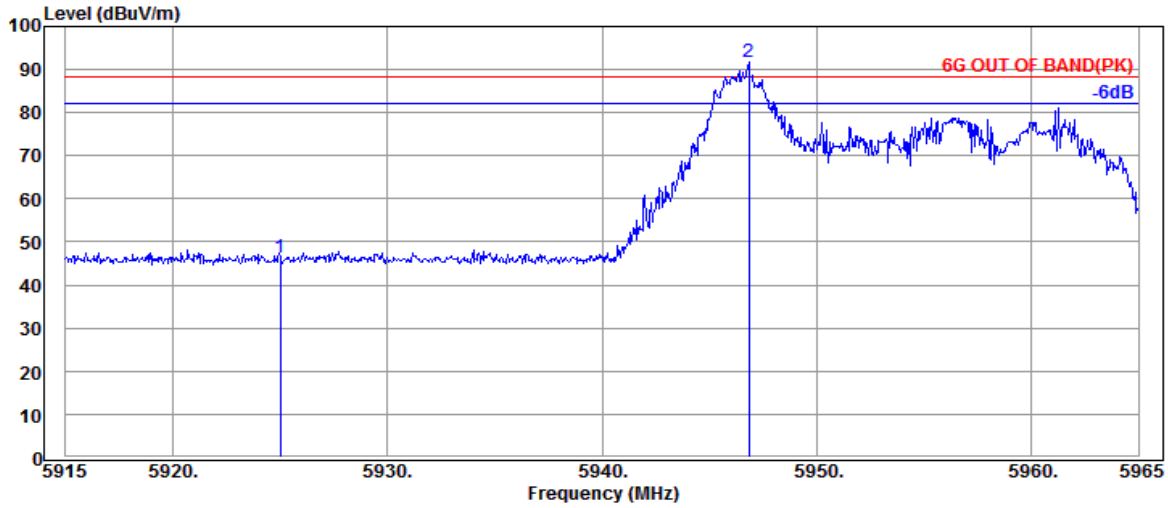

Antenna at Horizontal Polarization

Emission Frequency (MHz)	Antenna Factor (dB/m)	Cable Loss (dB)	Preamp Gain (dB)	Read Level (dBμV)	Emission Level (dBμV/m)	Limits (dBμV/m)	Margin (dB)	Detector
5925.000	35.73	11.38	34.40	33.65	46.36	88.20	41.84	Peak
@ 5946.850	35.70	11.39	34.40	78.98	91.67	---	---	Peak

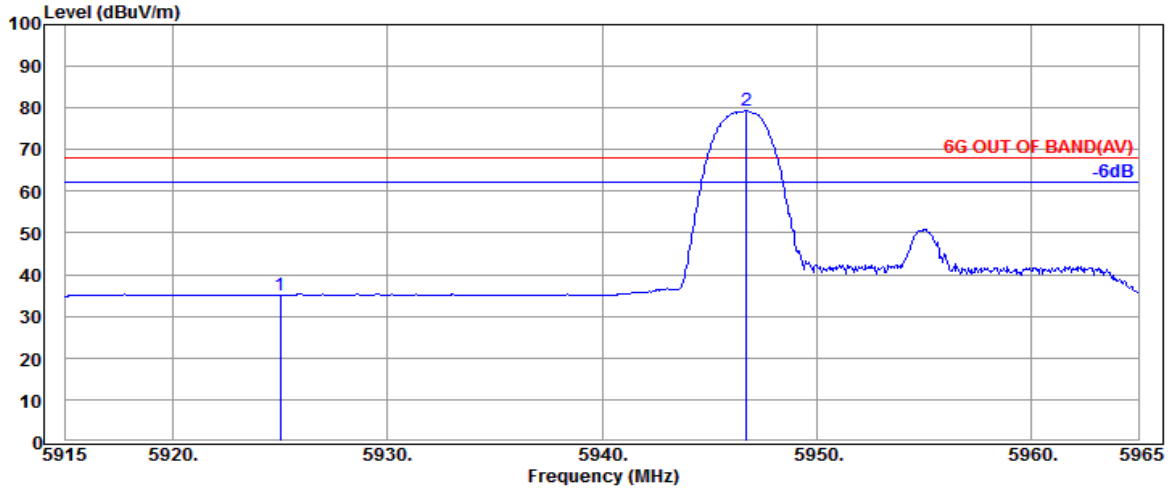

Antenna at Horizontal Polarization

Emission Frequency (MHz)	Antenna Factor (dB/m)	Cable Loss (dB)	Preamp Gain (dB)	Read Level (dBμV)	Emission Level (dBμV/m)	Limits (dBμV/m)	Margin (dB)	Detector
5925.000	35.73	11.38	34.40	22.32	35.03	68.20	33.17	Average
@ 5946.750	35.70	11.39	34.40	66.65	79.34	---	---	Average

Remark: The "@" means fundamental frequency, it is ignored in this section.

This test report may be reproduced in full only. The document may only be updated by Audix Technology Corp. personnel. Any changes will be noted in the Document History section of the report.

Audix Technology Corp.
No. 491, Zhongfu Rd., Linkou Dist.,
New Taipei City244, Taiwan
Tel: +886 2 26099301
Fax: +886 2 26099303

Tones	26T	RU Index	0
Mode	802.11ax-HE20	U-NII Band	5
Test SKU	SKU #2 (with LUXSHARE-ICT Antenna)	Frequency	TX 5955MHz

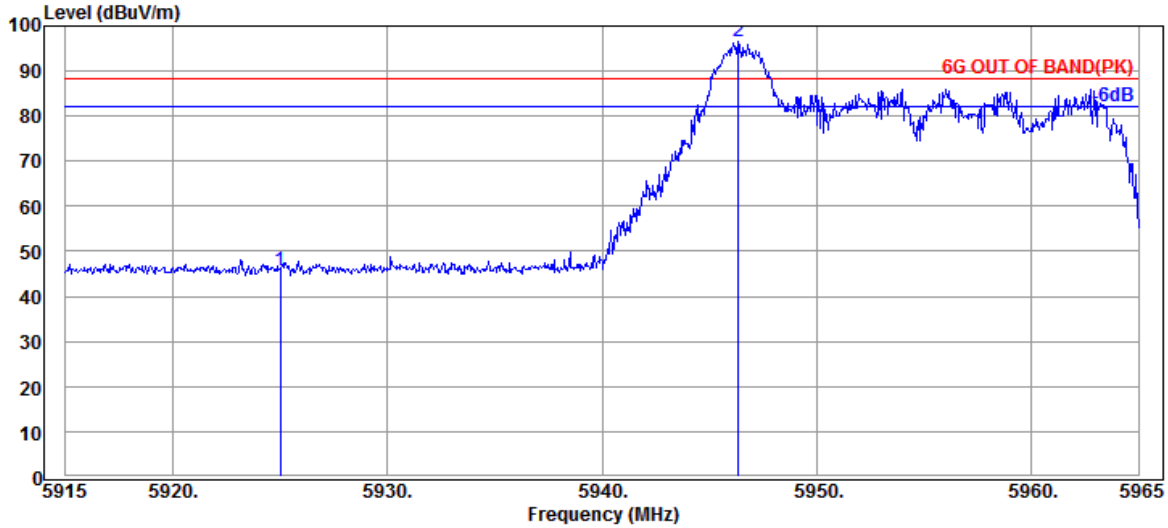

Antenna at Vertical Polarization

Emission Frequency (MHz)	Antenna Factor (dB/m)	Cable Loss (dB)	Preamp Gain (dB)	Read Level (dBμV)	Emission Level (dBμV/m)	Limits (dBμV/m)	Margin (dB)	Detector
5925.000	35.73	11.38	34.40	32.82	45.53	88.20	42.67	Peak
@ 5946.350	35.70	11.39	34.40	84.04	96.73	---	---	Peak

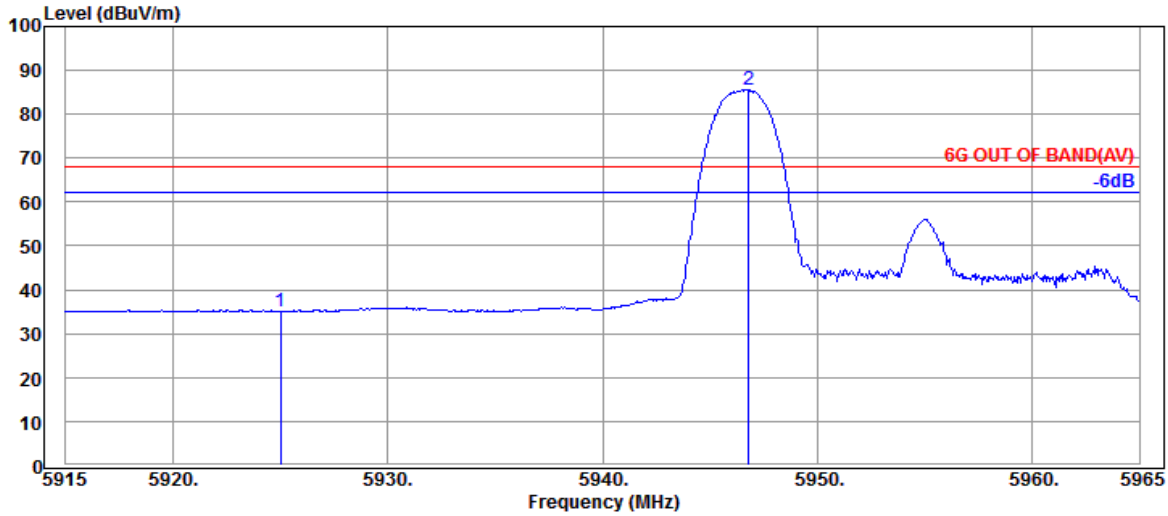

Antenna at Vertical Polarization

Emission Frequency (MHz)	Antenna Factor (dB/m)	Cable Loss (dB)	Preamp Gain (dB)	Read Level (dBμV)	Emission Level (dBμV/m)	Limits (dBμV/m)	Margin (dB)	Detector
5925.000	35.73	11.38	34.40	22.37	35.08	68.20	33.12	Average
@ 5946.800	35.70	11.39	34.40	72.89	85.58	---	---	Average

Remark: The "@" means fundamental frequency, it is ignored in this section.

This test report may be reproduced in full only. The document may only be updated by Audix Technology Corp. personnel. Any changes will be noted in the Document History section of the report.

Audix Technology Corp.
No. 491, Zhongfu Rd., Linkou Dist.,
New Taipei City244, Taiwan
Tel: +886 2 26099301
Fax: +886 2 26099303

Tones	52T	RU Index	37
Mode	802.11ax-HE40	U-NII Band	5
Test SKU	SKU #2 (with LUXSHARE-ICT Antenna)	Frequency	TX 5965MHz

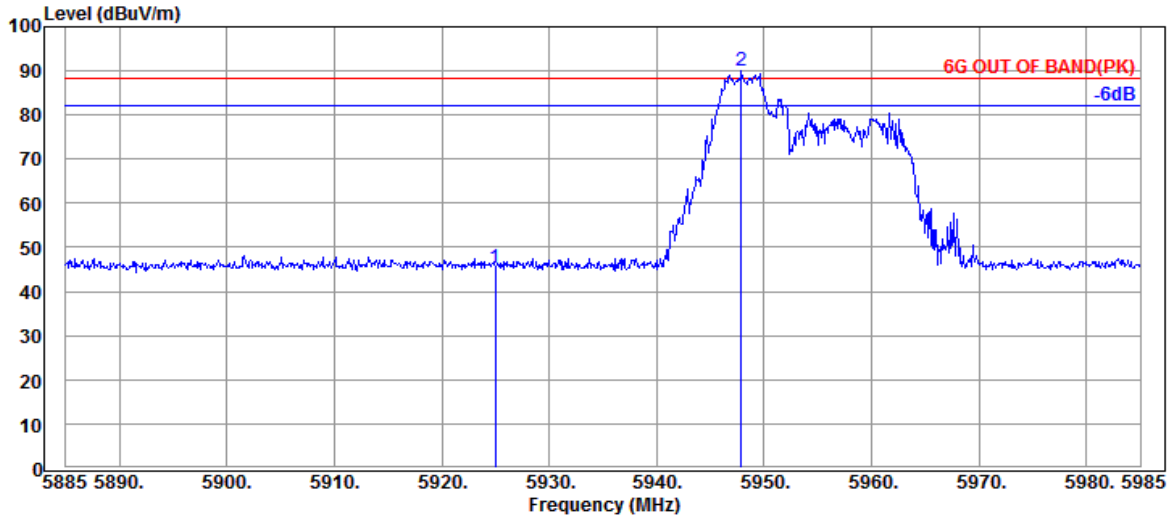

Antenna at Horizontal Polarization

Emission Frequency (MHz)	Antenna Factor (dB/m)	Cable Loss (dB)	Preamp Gain (dB)	Read Level (dBμV)	Emission Level (dBμV/m)	Limits (dBμV/m)	Margin (dB)	Detector
5925.000	35.73	11.38	34.40	32.64	45.35	88.20	42.85	Peak
@ 5947.900	35.70	11.39	34.40	77.49	90.18	---	---	Peak

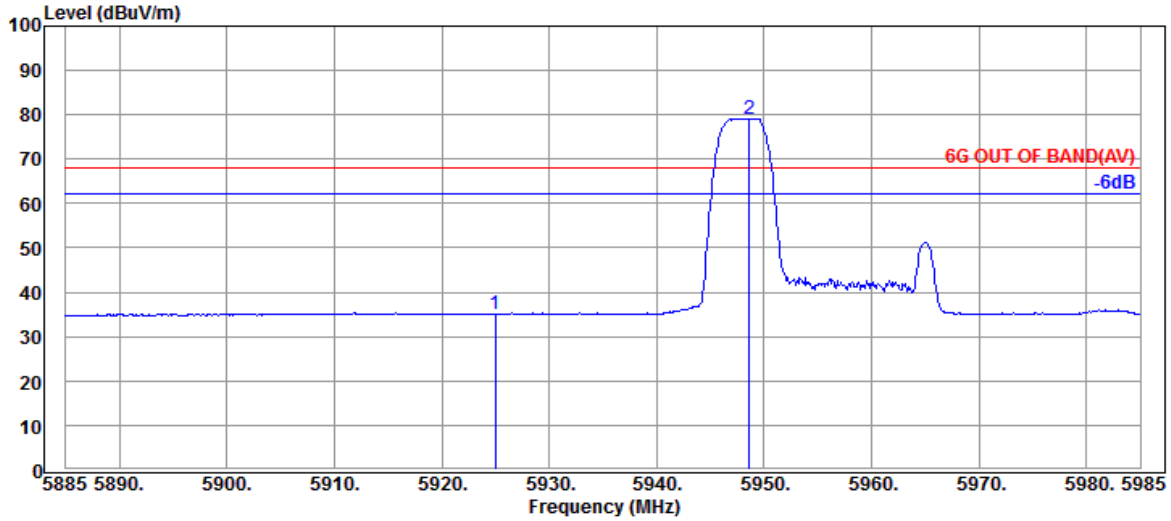

Antenna at Horizontal Polarization

Emission Frequency (MHz)	Antenna Factor (dB/m)	Cable Loss (dB)	Preamp Gain (dB)	Read Level (dBμV)	Emission Level (dBμV/m)	Limits (dBμV/m)	Margin (dB)	Detector
5925.000	35.73	11.38	34.40	22.28	34.99	68.20	33.21	Average
@ 5948.600	35.70	11.39	34.40	66.51	79.20	---	---	Average

Remark: The "@" means fundamental frequency, it is ignored in this section.

This test report may be reproduced in full only. The document may only be updated by Audix Technology Corp. personnel. Any changes will be noted in the Document History section of the report.

Audix Technology Corp.
No. 491, Zhongfu Rd., Linkou Dist.,
New Taipei City244, Taiwan
Tel: +886 2 26099301
Fax: +886 2 26099303

Tones	52T	RU Index	37
Mode	802.11ax-HE40	U-NII Band	5
Test SKU	SKU #2 (with LUXSHARE-ICT Antenna)	Frequency	TX 5965MHz

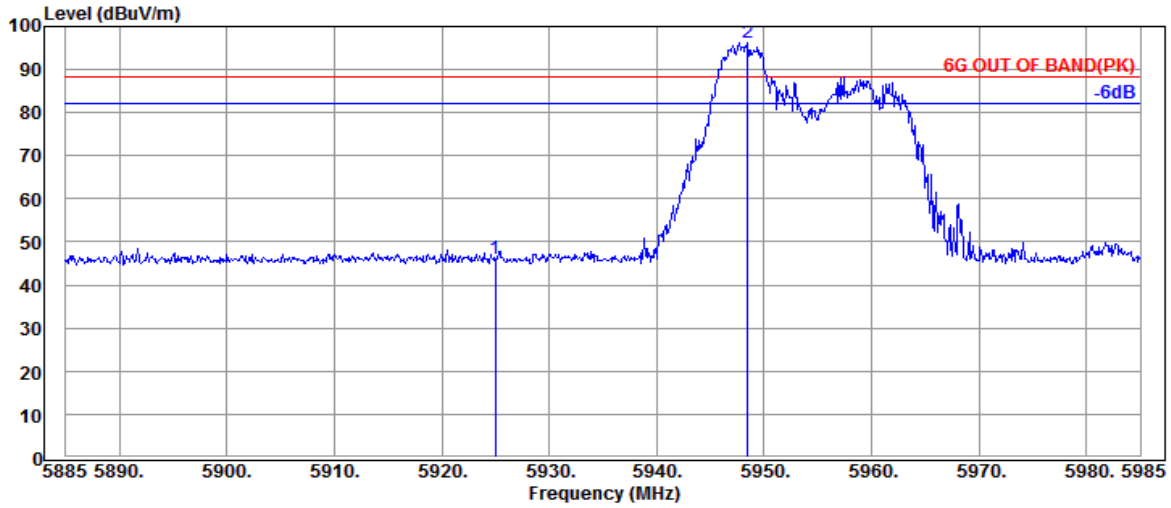

Antenna at Vertical Polarization

	Emission Frequency (MHz)	Antenna Factor (dB/m)	Cable Loss (dB)	Preamp Gain (dB)	Read Level (dBμV)	Emission Level (dBμV/m)	Limits (dBμV/m)	Margin (dB)	Detector
	5925.000	35.73	11.38	34.40	33.36	46.07	88.20	42.13	Peak
@	5948.500	35.70	11.39	34.40	83.52	96.21	---	---	Peak

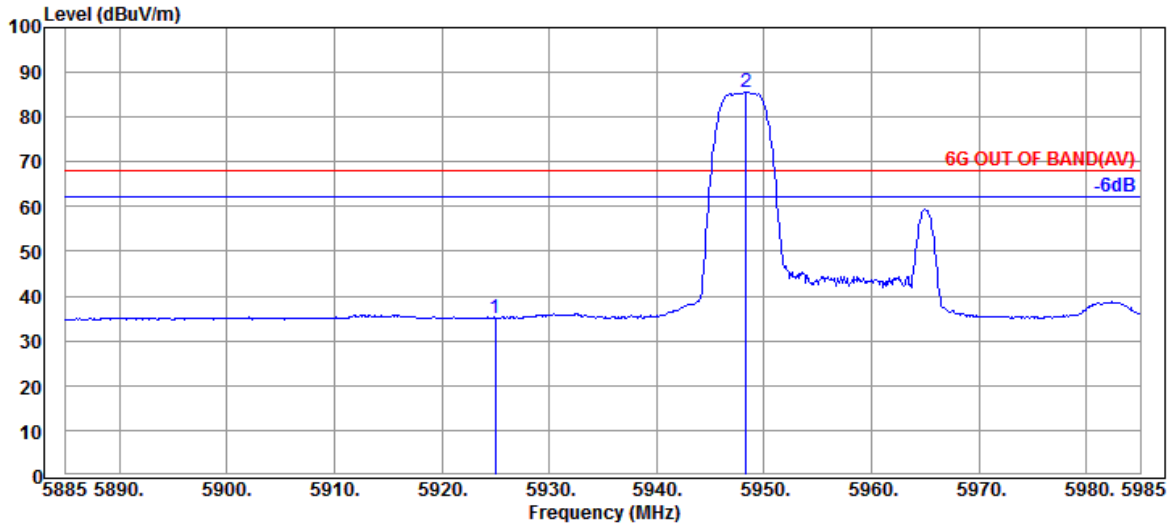

Antenna at Vertical Polarization

	Emission Frequency (MHz)	Antenna Factor (dB/m)	Cable Loss (dB)	Preamp Gain (dB)	Read Level (dBμV)	Emission Level (dBμV/m)	Limits (dBμV/m)	Margin (dB)	Detector
	5925.000	35.73	11.38	34.40	22.33	35.04	68.20	33.16	Average
@	5948.300	35.70	11.39	34.40	73.00	85.69	---	---	Average

Remark: The "@" means fundamental frequency, it is ignored in this section.

This test report may be reproduced in full only. The document may only be updated by Audix Technology Corp. personnel. Any changes will be noted in the Document History section of the report.

Audix Technology Corp.
No. 491, Zhongfu Rd., Linkou Dist.,
New Taipei City244, Taiwan
Tel: +886 2 26099301
Fax: +886 2 26099303

Tones	52T	RU Index	52
Mode	802.11ax-HE160	U-NII Band	8
Test SKU	SKU #2 (with LUXSHARE-ICT Antenna)	Frequency	TX 6985MHz

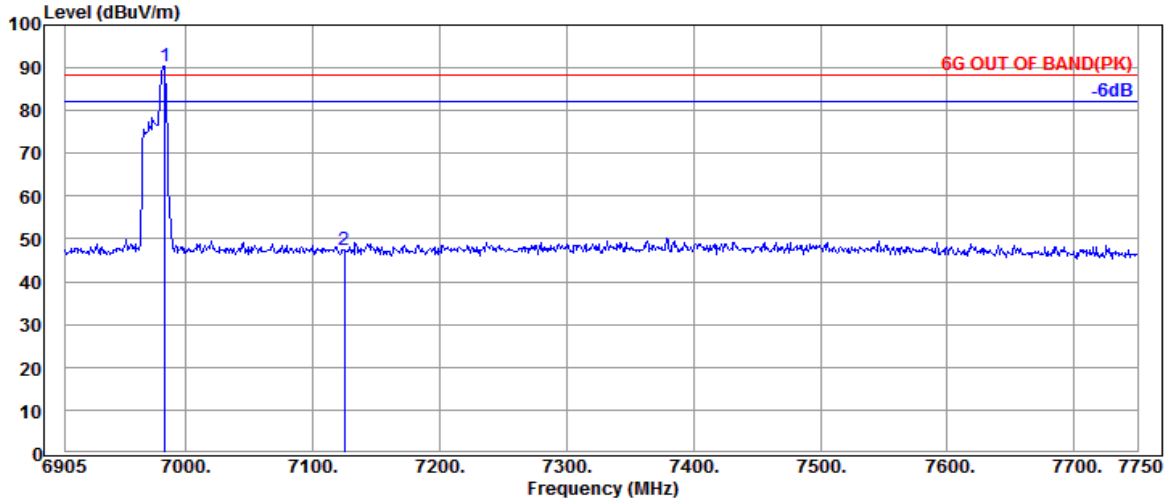

Antenna at Horizontal Polarization

Emission Frequency (MHz)	Antenna Factor (dB/m)	Cable Loss (dB)	Preamp Gain (dB)	Read Level (dBμV)	Emission Level (dBμV/m)	Limits (dBμV/m)	Margin (dB)	Detector
@ 6983.585	35.90	12.48	34.46	76.50	90.42	---	---	Peak
7125.000	35.57	12.59	34.55	33.87	47.48	88.20	40.72	Peak

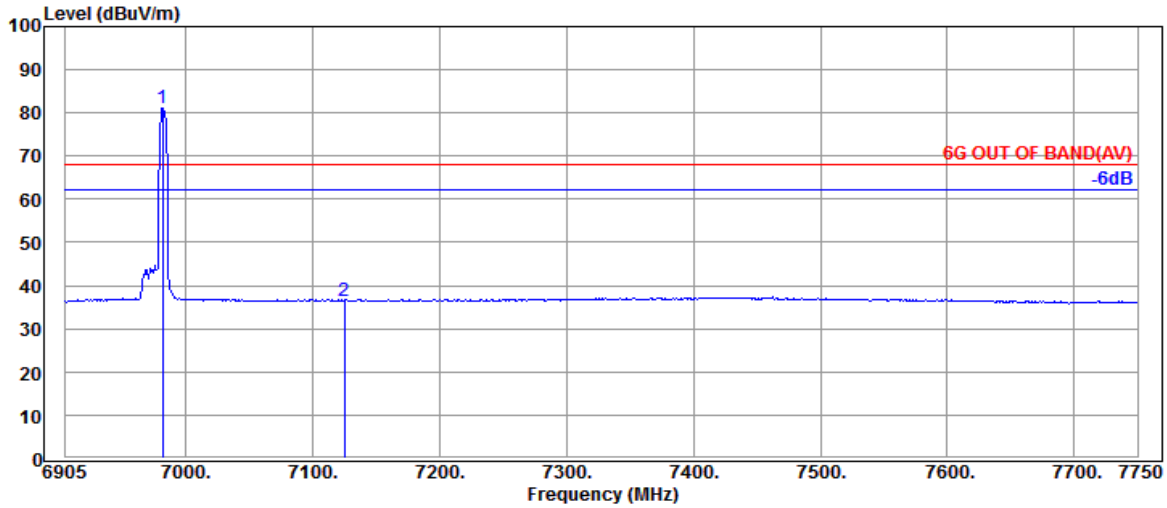

Antenna at Horizontal Polarization

Emission Frequency (MHz)	Antenna Factor (dB/m)	Cable Loss (dB)	Preamp Gain (dB)	Read Level (dBμV)	Emission Level (dBμV/m)	Limits (dBμV/m)	Margin (dB)	Detector
@ 6981.895	35.90	12.48	34.46	67.16	81.08	---	---	Average
7125.000	35.57	12.59	34.55	22.96	36.57	68.20	31.63	Average

Remark: The "@" means fundamental frequency, it is ignored in this section.

This test report may be reproduced in full only. The document may only be updated by Audix Technology Corp. personnel. Any changes will be noted in the Document History section of the report.

Audix Technology Corp.
No. 491, Zhongfu Rd., Linkou Dist.,
New Taipei City244, Taiwan
Tel: +886 2 26099301
Fax: +886 2 26099303

Tones	52T	RU Index	52
Mode	802.11ax-HE160	U-NII Band	8
Test SKU	SKU #2 (with LUXSHARE-ICT Antenna)	Frequency	TX 6985MHz

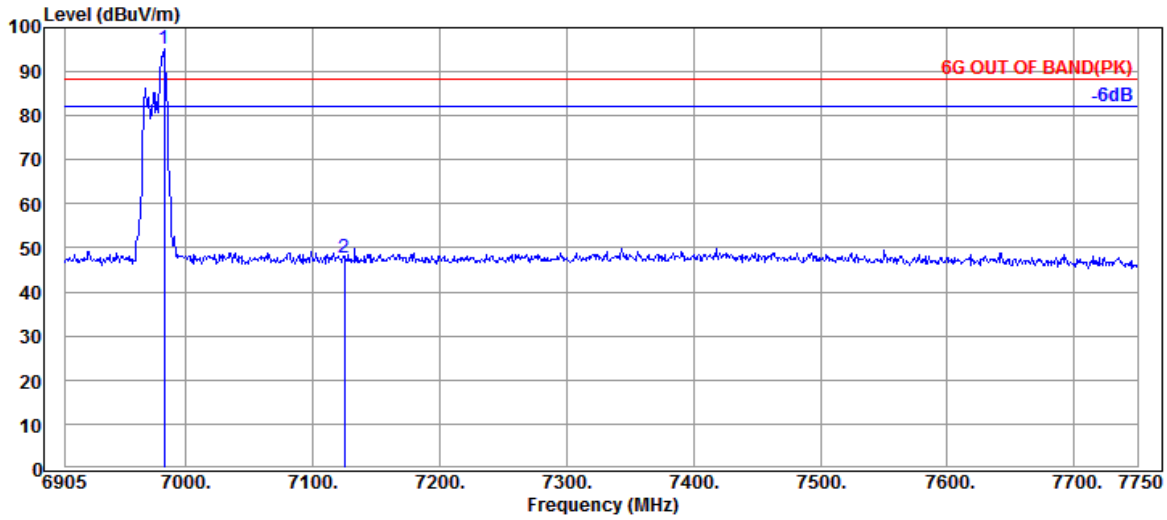

Antenna at Vertical Polarization

Emission Frequency (MHz)	Antenna Factor (dB/m)	Cable Loss (dB)	Preamp Gain (dB)	Read Level (dBμV)	Emission Level (dBμV/m)	Limits (dBμV/m)	Margin (dB)	Detector
@ 6982.740	35.90	12.48	34.46	81.37	95.29	---	---	Peak
7125.000	35.57	12.59	34.55	34.03	47.64	88.20	40.56	Peak

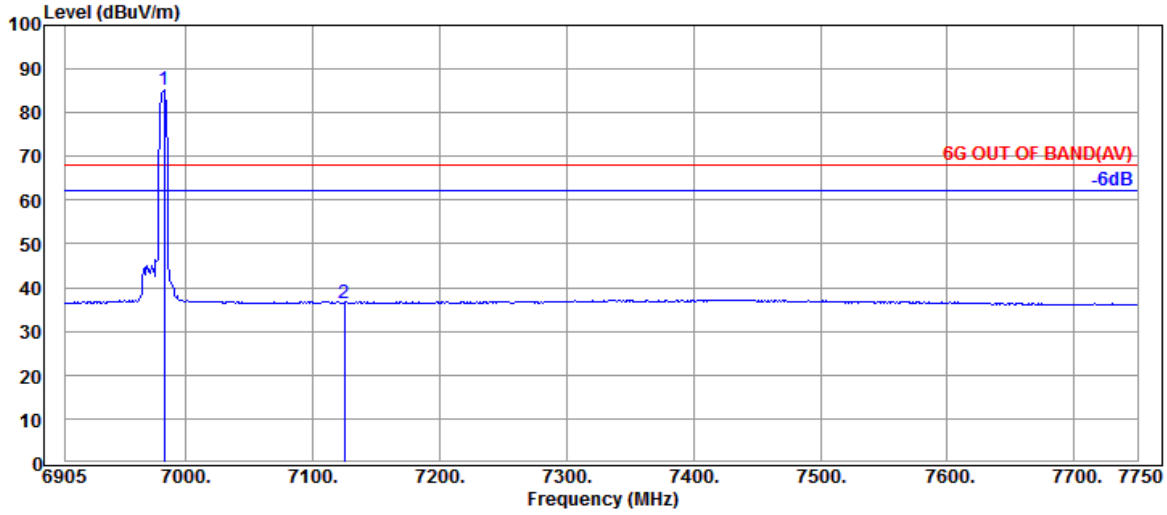

Antenna at Vertical Polarization

Emission Frequency (MHz)	Antenna Factor (dB/m)	Cable Loss (dB)	Preamp Gain (dB)	Read Level (dBμV)	Emission Level (dBμV/m)	Limits (dBμV/m)	Margin (dB)	Detector
@ 6982.740	35.90	12.48	34.46	71.15	85.07	---	---	Average
7125.000	35.57	12.59	34.55	22.83	36.44	68.20	31.76	Average

Remark: The "@" means fundamental frequency, it is ignored in this section.

This test report may be reproduced in full only. The document may only be updated by Audix Technology Corp. personnel. Any changes will be noted in the Document History section of the report.

Audix Technology Corp.
No. 491, Zhongfu Rd., Linkou Dist.,
New Taipei City244, Taiwan
Tel: +886 2 26099301
Fax: +886 2 26099303

Tones	106T	RU Index	53
Mode	802.11ax-HE20	U-NII Band	5
Test SKU	SKU #2 (with LUXSHARE-ICT Antenna)	Frequency	TX 5955MHz

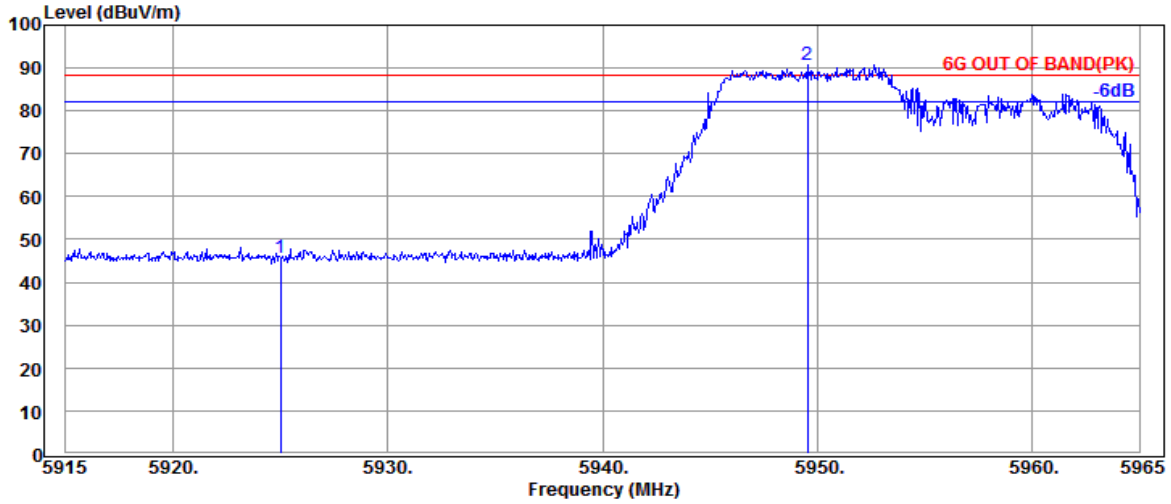

Antenna at Horizontal Polarization

Emission Frequency (MHz)	Antenna Factor (dB/m)	Cable Loss (dB)	Preamp Gain (dB)	Read Level (dBμV)	Emission Level (dBμV/m)	Limits (dBμV/m)	Margin (dB)	Detector
5925.000	35.73	11.38	34.40	33.02	45.73	88.20	42.47	Peak
@ 5949.550	35.70	11.39	34.40	78.06	90.75	---	---	Peak

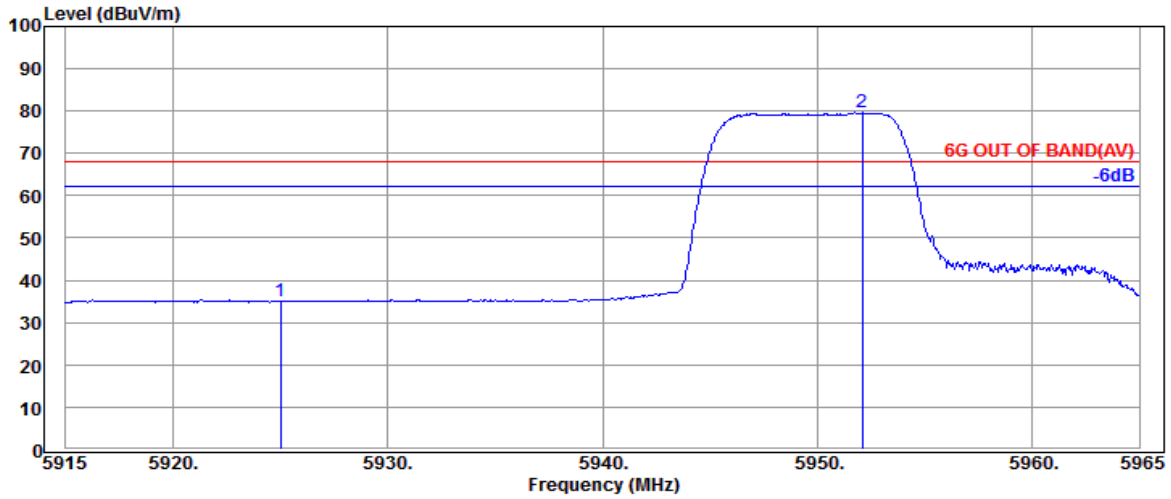

Antenna at Horizontal Polarization

Emission Frequency (MHz)	Antenna Factor (dB/m)	Cable Loss (dB)	Preamp Gain (dB)	Read Level (dBμV)	Emission Level (dBμV/m)	Limits (dBμV/m)	Margin (dB)	Detector
5925.000	35.73	11.38	34.40	22.30	35.01	68.20	33.19	Average
@ 5952.100	35.70	11.39	34.40	66.91	79.60	---	---	Average

Remark: The "@" means fundamental frequency, it is ignored in this section.

This test report may be reproduced in full only. The document may only be updated by Audix Technology Corp. personnel. Any changes will be noted in the Document History section of the report.

Audix Technology Corp.
No. 491, Zhongfu Rd., Linkou Dist.,
New Taipei City244, Taiwan
Tel: +886 2 26099301
Fax: +886 2 26099303

Tones	106T	RU Index	53
Mode	802.11ax-HE20	U-NII Band	5
Test SKU	SKU #2 (with LUXSHARE-ICT Antenna)	Frequency	TX 5955MHz

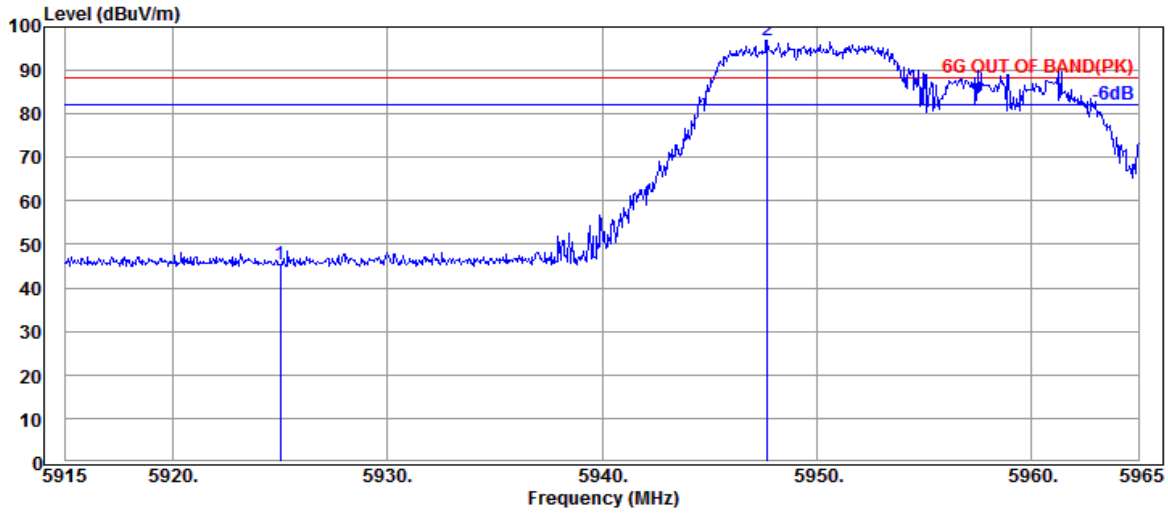

Antenna at Vertical Polarization

Emission Frequency (MHz)	Antenna Factor (dB/m)	Cable Loss (dB)	Preamp Gain (dB)	Read Level (dBμV)	Emission Level (dBμV/m)	Limits (dBμV/m)	Margin (dB)	Detector
5925.000	35.73	11.38	34.40	32.77	45.48	88.20	42.72	Peak
@ 5947.700	35.70	11.39	34.40	84.14	96.83	---	---	Peak

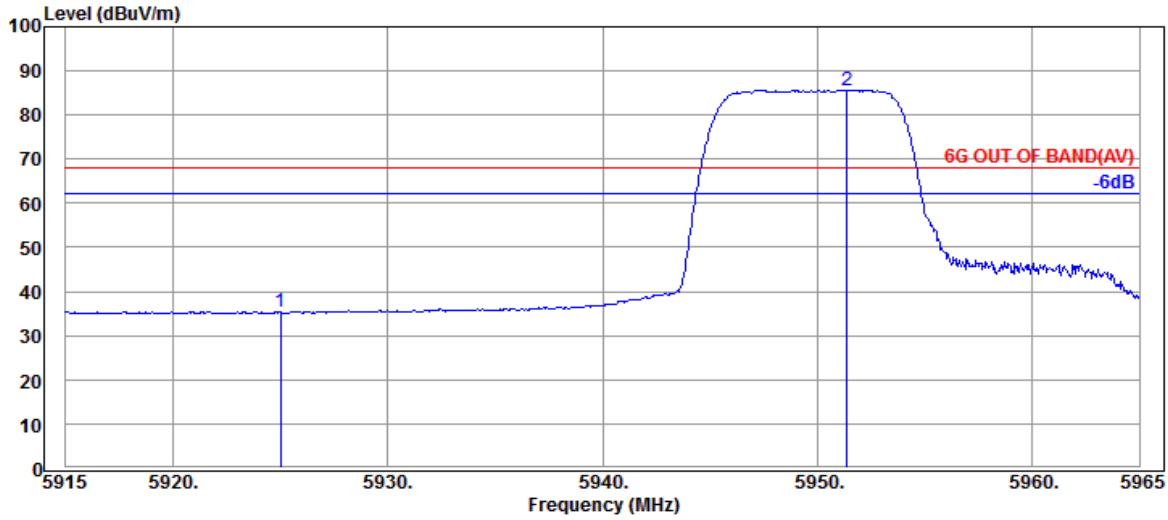

Antenna at Vertical Polarization

Emission Frequency (MHz)	Antenna Factor (dB/m)	Cable Loss (dB)	Preamp Gain (dB)	Read Level (dBμV)	Emission Level (dBμV/m)	Limits (dBμV/m)	Margin (dB)	Detector
5925.000	35.73	11.38	34.40	22.52	35.23	68.20	32.97	Average
@ 5951.400	35.70	11.39	34.40	73.01	85.70	---	---	Average

Remark: The "@" means fundamental frequency, it is ignored in this section.

This test report may be reproduced in full only. The document may only be updated by Audix Technology Corp. personnel. Any changes will be noted in the Document History section of the report.

Audix Technology Corp.
No. 491, Zhongfu Rd., Linkou Dist.,
New Taipei City244, Taiwan
Tel: +886 2 26099301
Fax: +886 2 26099303

Tones	106T	RU Index	60
Mode	802.11ax-HE160	U-NII Band	8
Test SKU	SKU #2 (with LUXSHARE-ICT Antenna)	Frequency	TX 6985MHz

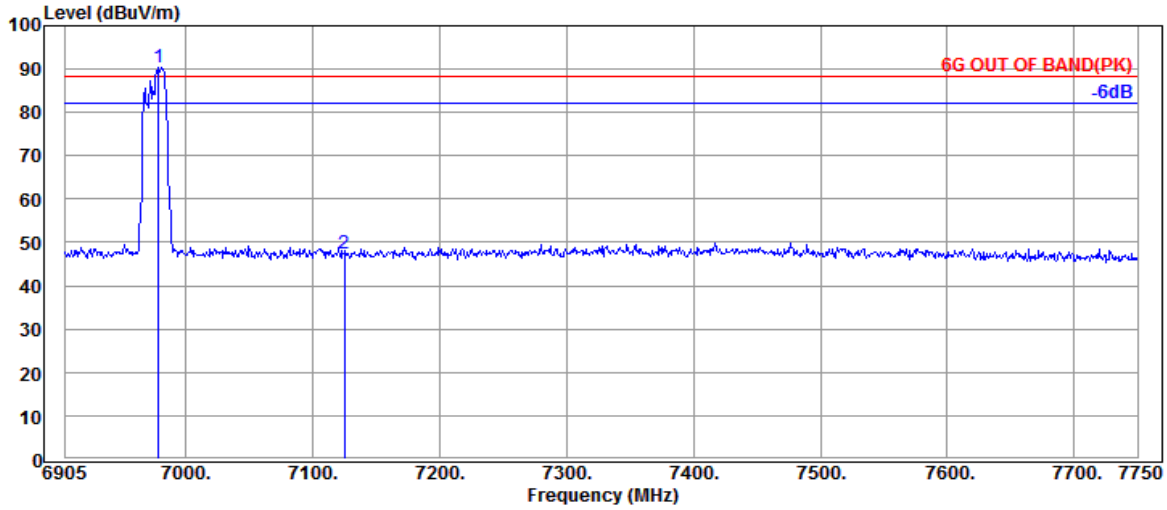

Antenna at Horizontal Polarization

Emission Frequency (MHz)	Antenna Factor (dB/m)	Cable Loss (dB)	Preamp Gain (dB)	Read Level (dBμV)	Emission Level (dBμV/m)	Limits (dBμV/m)	Margin (dB)	Detector
@ 6978.515	35.90	12.48	34.46	76.62	90.54	---	---	Peak
7125.000	35.57	12.59	34.55	33.65	47.26	88.20	40.94	Peak

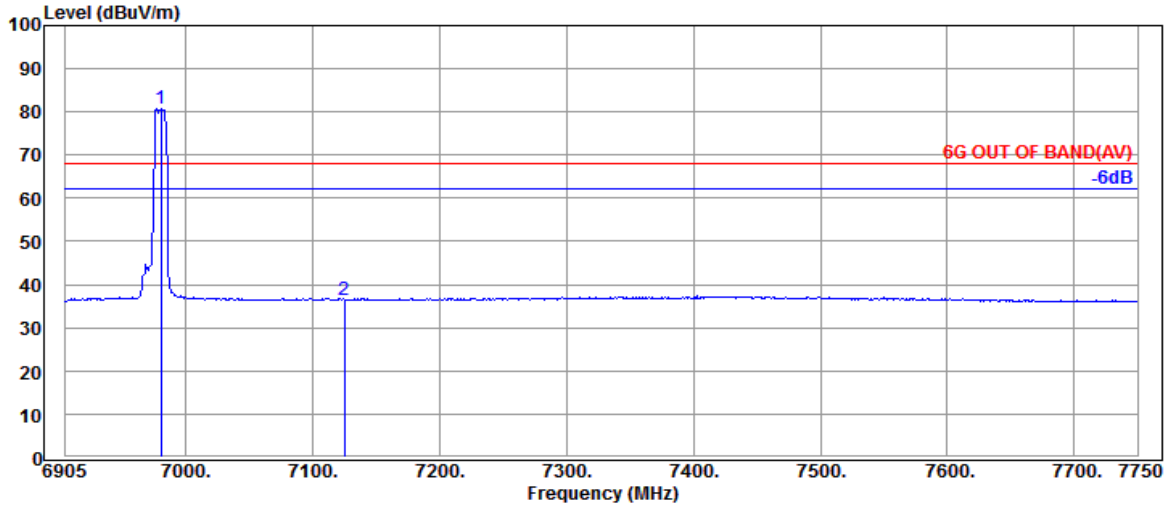

Antenna at Horizontal Polarization

Emission Frequency (MHz)	Antenna Factor (dB/m)	Cable Loss (dB)	Preamp Gain (dB)	Read Level (dBμV)	Emission Level (dBμV/m)	Limits (dBμV/m)	Margin (dB)	Detector
@ 6980.205	35.90	12.48	34.46	66.83	80.75	---	---	Average
7125.000	35.57	12.59	34.55	22.89	36.50	68.20	31.70	Average

Remark: The "@" means fundamental frequency, it is ignored in this section.

This test report may be reproduced in full only. The document may only be updated by Audix Technology Corp. personnel. Any changes will be noted in the Document History section of the report.

Audix Technology Corp.
No. 491, Zhongfu Rd., Linkou Dist.,
New Taipei City244, Taiwan
Tel: +886 2 26099301
Fax: +886 2 26099303

Tones	106T	RU Index	60
Mode	802.11ax-HE160	U-NII Band	8
Test SKU	SKU #2 (with LUXSHARE-ICT Antenna)	Frequency	TX 6985MHz

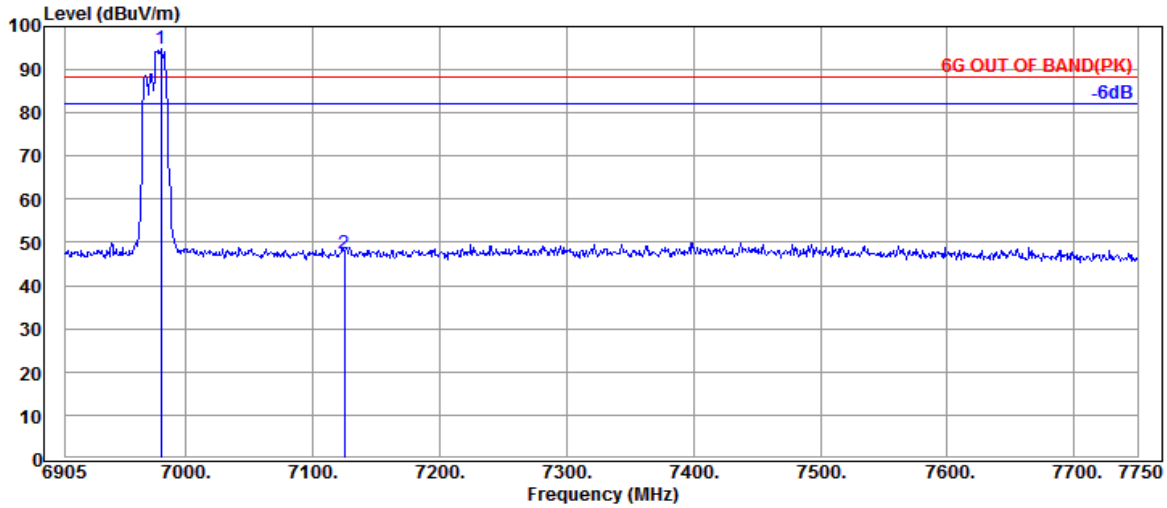

Antenna at Vertical Polarization

Emission Frequency (MHz)	Antenna Factor (dB/m)	Cable Loss (dB)	Preamp Gain (dB)	Read Level (dBμV)	Emission Level (dBμV/m)	Limits (dBμV/m)	Margin (dB)	Detector
@ 6980.205	35.90	12.48	34.46	80.94	94.86	---	---	Peak
7125.000	35.57	12.59	34.55	33.64	47.25	88.20	40.95	Peak

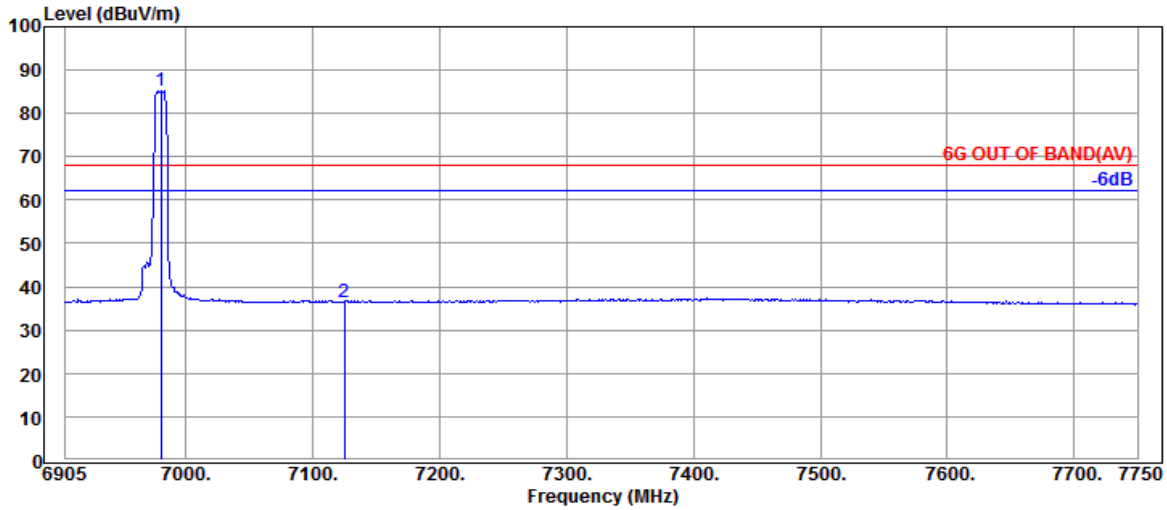

Antenna at Vertical Polarization

Emission Frequency (MHz)	Antenna Factor (dB/m)	Cable Loss (dB)	Preamp Gain (dB)	Read Level (dBμV)	Emission Level (dBμV/m)	Limits (dBμV/m)	Margin (dB)	Detector
@ 6980.205	35.90	12.48	34.46	71.35	85.27	---	---	Average
7125.000	35.57	12.59	34.55	22.98	36.59	68.20	31.61	Average

Remark: The "@" means fundamental frequency, it is ignored in this section.

This test report may be reproduced in full only. The document may only be updated by Audix Technology Corp. personnel. Any changes will be noted in the Document History section of the report.

Audix Technology Corp.
No. 491, Zhongfu Rd., Linkou Dist.,
New Taipei City244, Taiwan
Tel: +886 2 26099301
Fax: +886 2 26099303

Tones	242T	RU Index	61
Mode	802.11ax-HE160	U-NII Band	5
Test SKU	SKU #2 (with LUXSHARE-ICT Antenna)	Frequency	TX 6025MHz

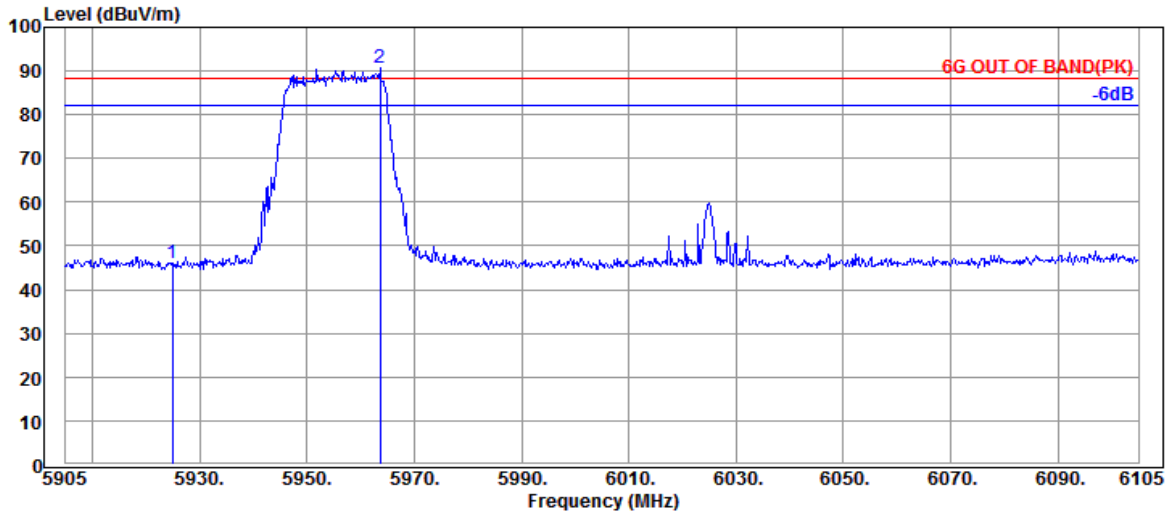

Antenna at Horizontal Polarization

Emission Frequency (MHz)	Antenna Factor (dB/m)	Cable Loss (dB)	Preamp Gain (dB)	Read Level (dBμV)	Emission Level (dBμV/m)	Limits (dBμV/m)	Margin (dB)	Detector
5925.000	35.73	11.38	34.40	33.38	46.09	88.20	42.11	Peak
@ 5963.600	35.63	11.39	34.41	78.16	90.77	---	---	Peak

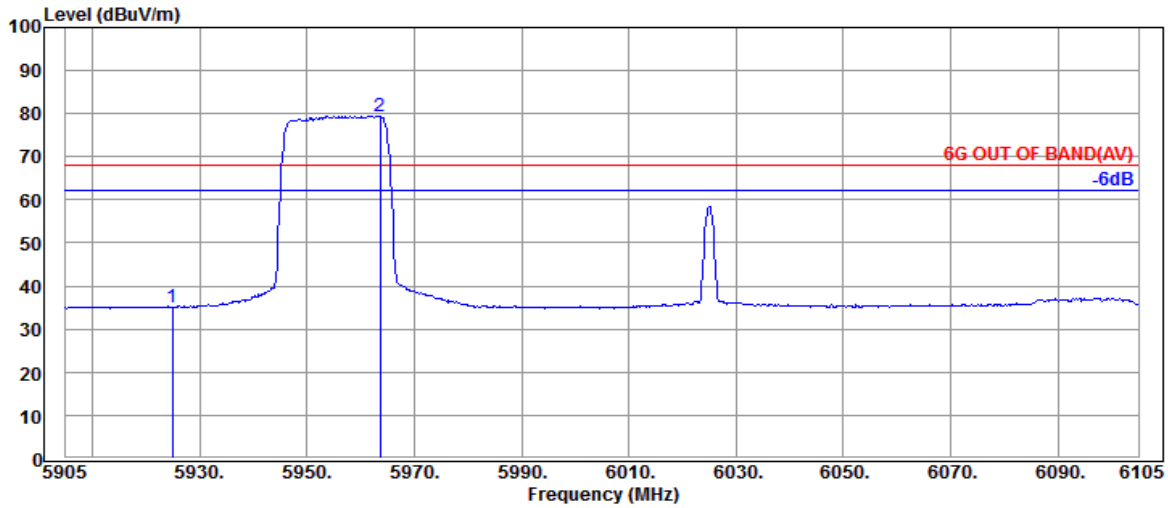

Antenna at Horizontal Polarization

Emission Frequency (MHz)	Antenna Factor (dB/m)	Cable Loss (dB)	Preamp Gain (dB)	Read Level (dBμV)	Emission Level (dBμV/m)	Limits (dBμV/m)	Margin (dB)	Detector
5925.000	35.73	11.38	34.40	22.31	35.02	68.20	33.18	Average
@ 5963.600	35.63	11.39	34.41	66.90	79.51	---	---	Average

Remark: The "@" means fundamental frequency, it is ignored in this section.

This test report may be reproduced in full only. The document may only be updated by Audix Technology Corp. personnel. Any changes will be noted in the Document History section of the report.

Audix Technology Corp.
No. 491, Zhongfu Rd., Linkou Dist.,
New Taipei City244, Taiwan
Tel: +886 2 26099301
Fax: +886 2 26099303

Tones	242T	RU Index	61
Mode	802.11ax-HE160	U-NII Band	5
Test SKU	SKU #2 (with LUXSHARE-ICT Antenna)	Frequency	TX 6025MHz

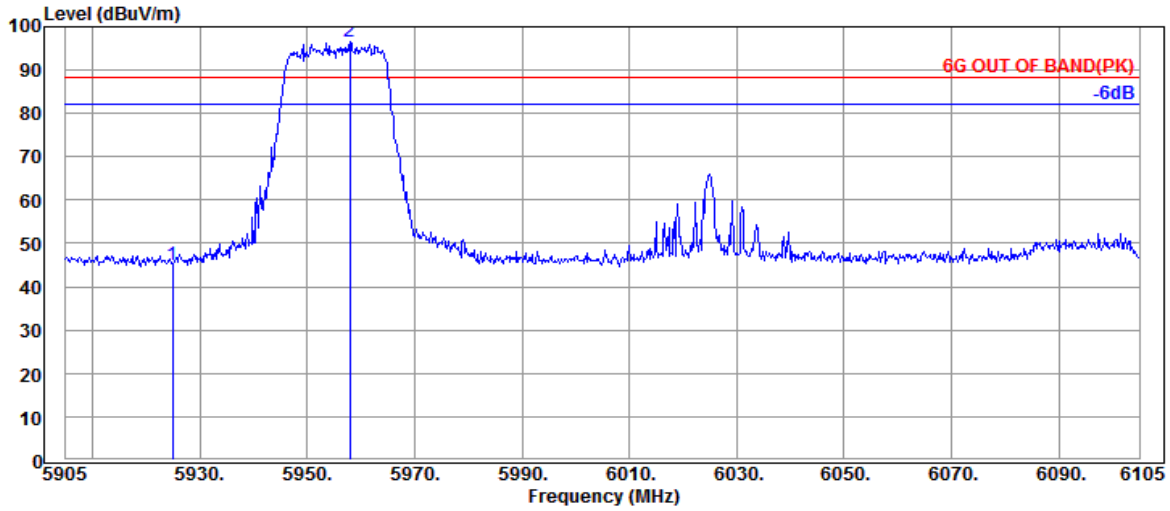

Antenna at Vertical Polarization

	Emission Frequency (MHz)	Antenna Factor (dB/m)	Cable Loss (dB)	Preamp Gain (dB)	Read Level (dBμV)	Emission Level (dBμV/m)	Limits (dBμV/m)	Margin (dB)	Detector
	5925.000	35.73	11.38	34.40	32.39	45.10	88.20	43.10	Peak
@	5958.000	35.70	11.39	34.41	83.84	96.52	---	---	Peak

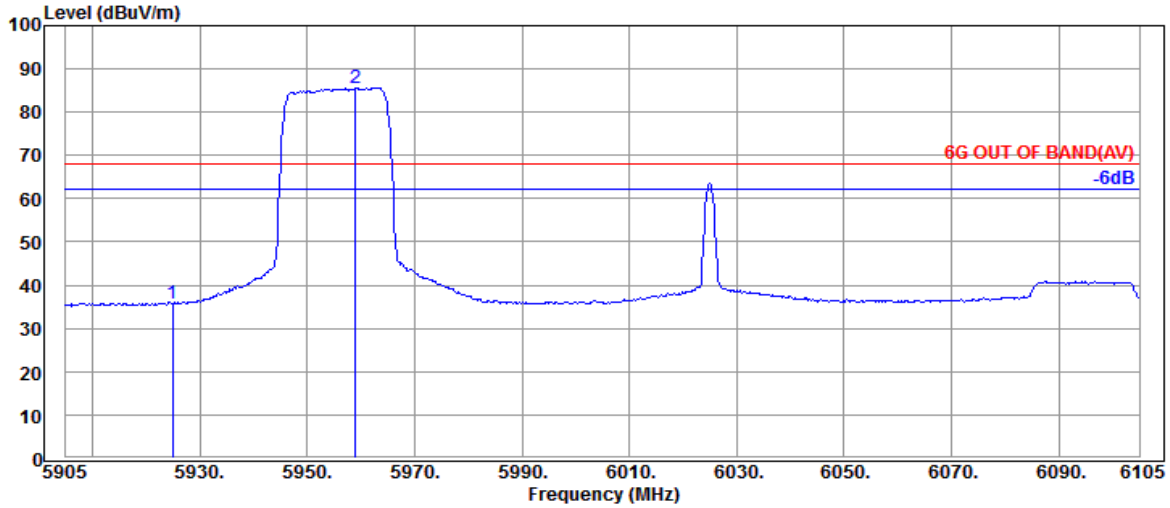

Antenna at Vertical Polarization

	Emission Frequency (MHz)	Antenna Factor (dB/m)	Cable Loss (dB)	Preamp Gain (dB)	Read Level (dBμV)	Emission Level (dBμV/m)	Limits (dBμV/m)	Margin (dB)	Detector
	5925.000	35.73	11.38	34.40	23.17	35.88	68.20	32.32	Average
@	5959.000	35.63	11.39	34.41	73.04	85.65	---	---	Average

Remark: The "@" means fundamental frequency, it is ignored in this section.

This test report may be reproduced in full only. The document may only be updated by Audix Technology Corp. personnel. Any changes will be noted in the Document History section of the report.

Audix Technology Corp.
No. 491, Zhongfu Rd., Linkou Dist.,
New Taipei City244, Taiwan
Tel: +886 2 26099301
Fax: +886 2 26099303

Tones	242T	RU Index	64
Mode	802.11ax-HE160	U-NII Band	8
Test SKU	SKU #2 (with LUXSHARE-ICT Antenna)	Frequency	TX 6985MHz

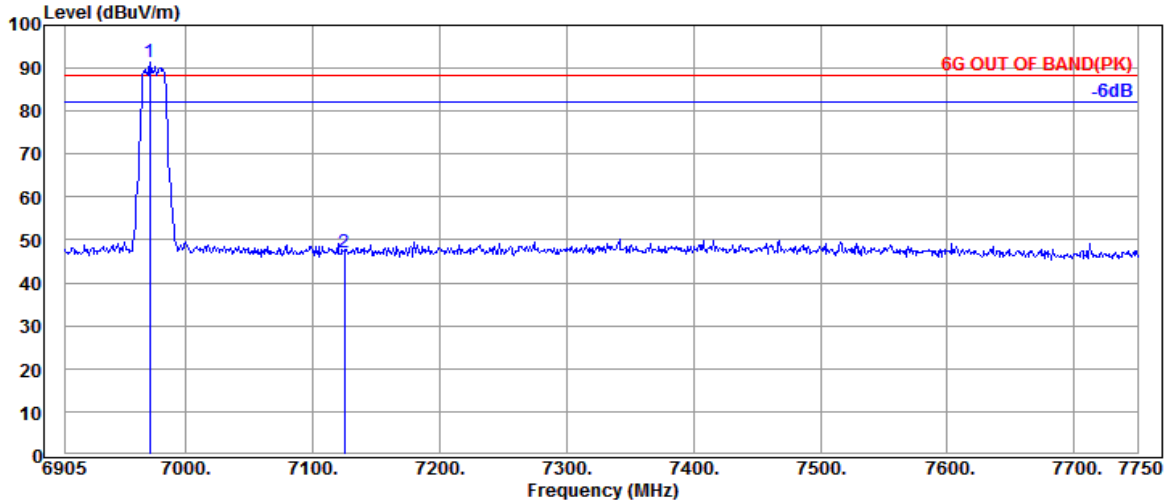

Antenna at Horizontal Polarization

Emission Frequency (MHz)	Antenna Factor (dB/m)	Cable Loss (dB)	Preamp Gain (dB)	Read Level (dBμV)	Emission Level (dBμV/m)	Limits (dBμV/m)	Margin (dB)	Detector
@ 6971.755	35.90	12.48	34.46	77.50	91.42	---	---	Peak
7125.000	35.57	12.59	34.55	33.62	47.23	88.20	40.97	Peak

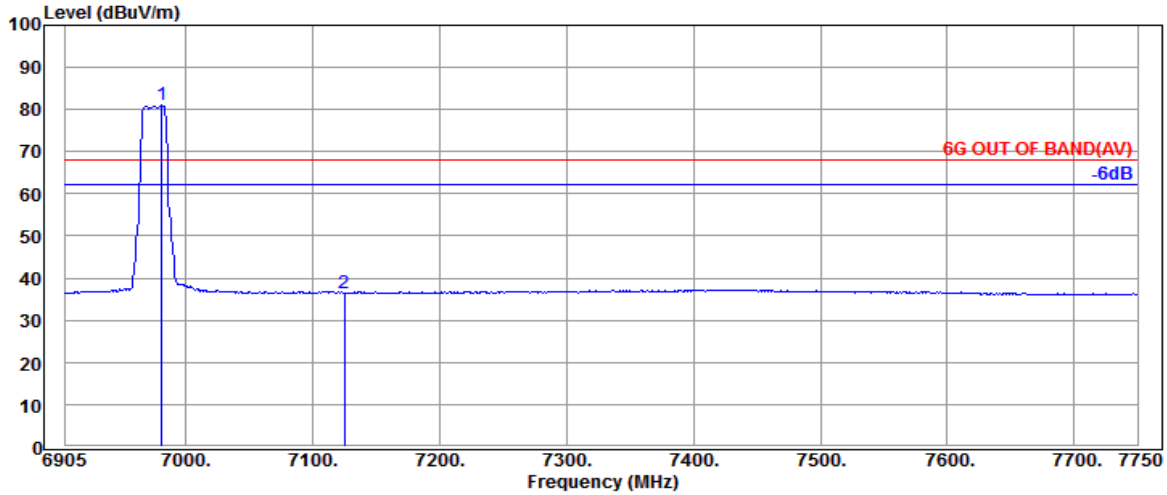

Antenna at Horizontal Polarization

Emission Frequency (MHz)	Antenna Factor (dB/m)	Cable Loss (dB)	Preamp Gain (dB)	Read Level (dBμV)	Emission Level (dBμV/m)	Limits (dBμV/m)	Margin (dB)	Detector
@ 6981.050	35.90	12.48	34.46	67.02	80.94	---	---	Average
7125.000	35.57	12.59	34.55	22.95	36.56	68.20	31.64	Average

Remark: The "@" means fundamental frequency, it is ignored in this section.

This test report may be reproduced in full only. The document may only be updated by Audix Technology Corp. personnel. Any changes will be noted in the Document History section of the report.

Audix Technology Corp.
No. 491, Zhongfu Rd., Linkou Dist.,
New Taipei City244, Taiwan
Tel: +886 2 26099301
Fax: +886 2 26099303

Tones	242T	RU Index	64
Mode	802.11ax-HE160	U-NII Band	8
Test SKU	SKU #2 (with LUXSHARE-ICT Antenna)	Frequency	TX 6985MHz

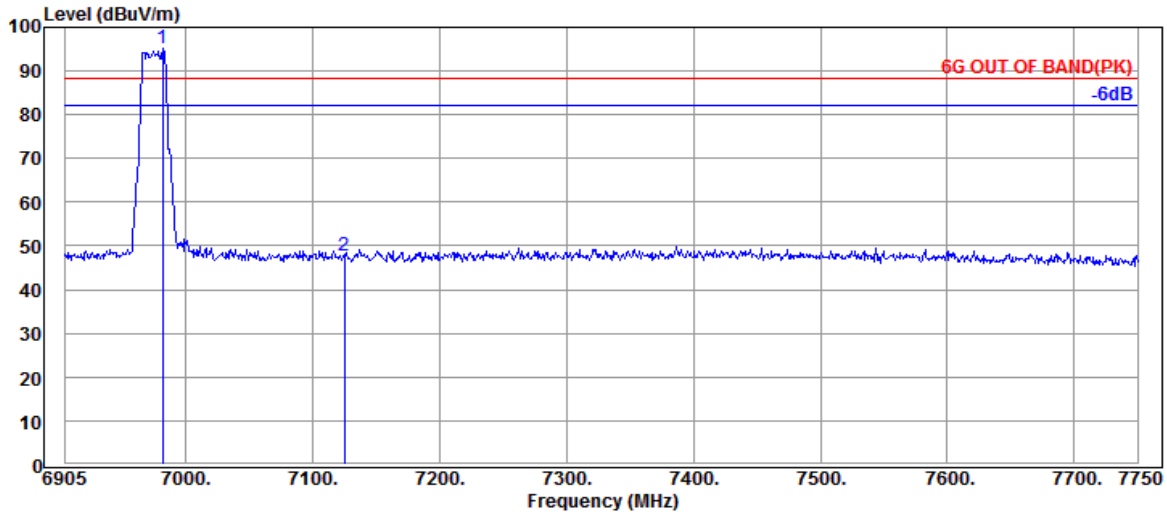

Antenna at Vertical Polarization

Emission Frequency (MHz)	Antenna Factor (dB/m)	Cable Loss (dB)	Preamp Gain (dB)	Read Level (dBμV)	Emission Level (dBμV/m)	Limits (dBμV/m)	Margin (dB)	Detector
@ 6981.895	35.90	12.48	34.46	81.12	95.04	---	---	Peak
7125.000	35.57	12.59	34.55	34.04	47.65	88.20	40.55	Peak

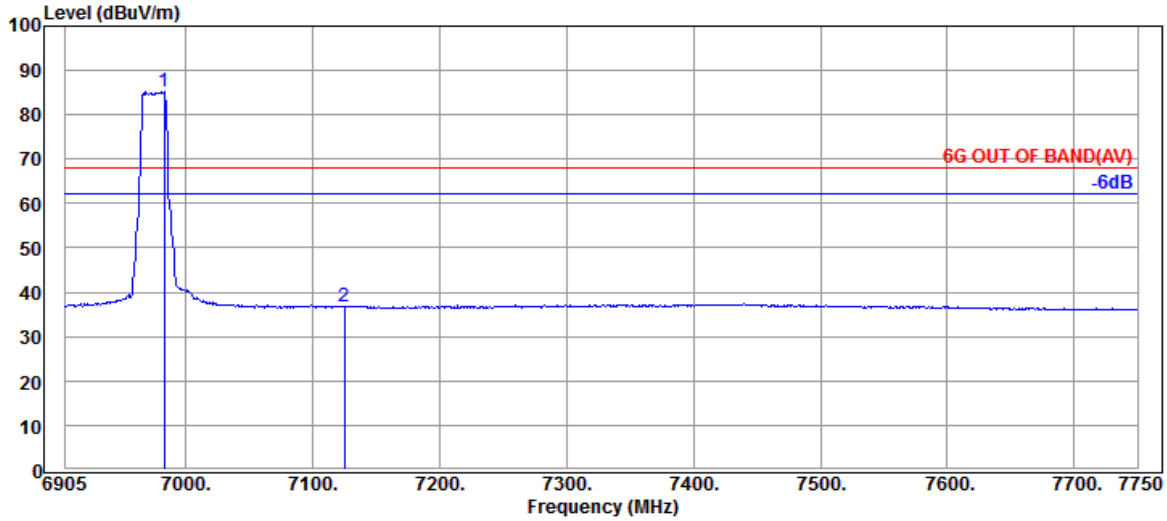

Antenna at Vertical Polarization

Emission Frequency (MHz)	Antenna Factor (dB/m)	Cable Loss (dB)	Preamp Gain (dB)	Read Level (dBμV)	Emission Level (dBμV/m)	Limits (dBμV/m)	Margin (dB)	Detector
@ 6982.740	35.90	12.48	34.46	71.29	85.21	---	---	Average
7125.000	35.57	12.59	34.55	23.11	36.72	68.20	31.48	Average

Remark: The "@" means fundamental frequency, it is ignored in this section.

This test report may be reproduced in full only. The document may only be updated by Audix Technology Corp. personnel. Any changes will be noted in the Document History section of the report.

Audix Technology Corp.
No. 491, Zhongfu Rd., Linkou Dist.,
New Taipei City244, Taiwan
Tel: +886 2 26099301
Fax: +886 2 26099303

Tones	484T	RU Index	65
Mode	802.11ax-HE40	U-NII Band	5
Test SKU	SKU #2 (with LUXSHARE-ICT Antenna)	Frequency	TX 5965MHz

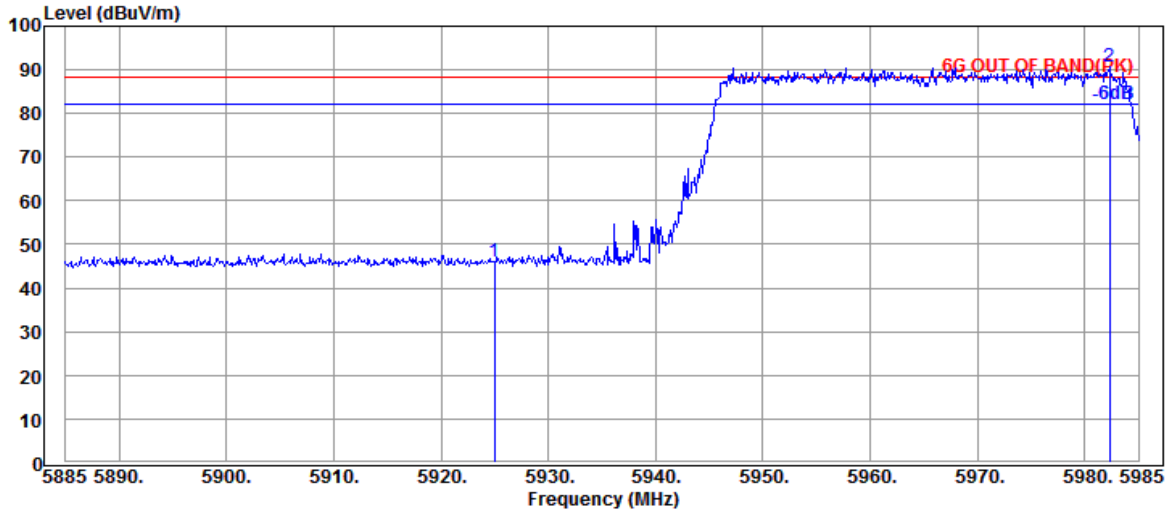

Antenna at Horizontal Polarization

	Emission Frequency (MHz)	Antenna Factor (dB/m)	Cable Loss (dB)	Preamp Gain (dB)	Read Level (dBμV)	Emission Level (dBμV/m)	Limits (dBμV/m)	Margin (dB)	Detector
	5925.000	35.73	11.38	34.40	33.45	46.16	88.20	42.04	Peak
@	5982.300	35.57	11.39	34.42	78.03	90.57	---	---	Peak

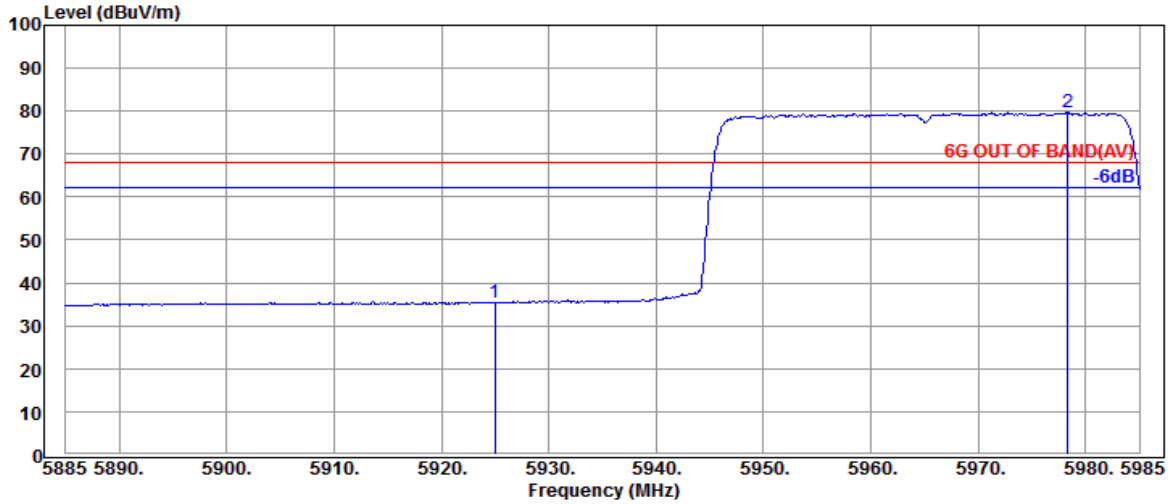

Antenna at Horizontal Polarization

	Emission Frequency (MHz)	Antenna Factor (dB/m)	Cable Loss (dB)	Preamp Gain (dB)	Read Level (dBμV)	Emission Level (dBμV/m)	Limits (dBμV/m)	Margin (dB)	Detector
	5925.000	35.73	11.38	34.40	22.61	35.32	68.20	32.88	Average
@	5978.300	35.57	11.39	34.42	67.16	79.70	---	---	Average

Remark: The "@" means fundamental frequency, it is ignored in this section.

This test report may be reproduced in full only. The document may only be updated by Audix Technology Corp. personnel. Any changes will be noted in the Document History section of the report.

Audix Technology Corp.
No. 491, Zhongfu Rd., Linkou Dist.,
New Taipei City244, Taiwan
Tel: +886 2 26099301
Fax: +886 2 26099303

Tones	484T	RU Index	65
Mode	802.11ax-HE40	U-NII Band	5
Test SKU	SKU #2 (with LUXSHARE-ICT Antenna)	Frequency	TX 5965MHz

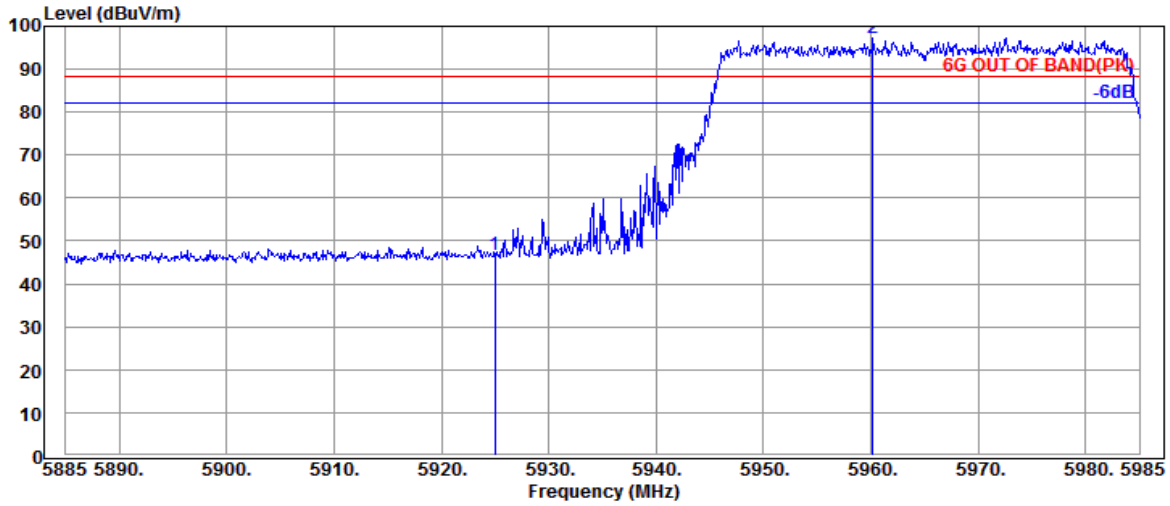

Antenna at Vertical Polarization

	Emission Frequency (MHz)	Antenna Factor (dB/m)	Cable Loss (dB)	Preamp Gain (dB)	Read Level (dBμV)	Emission Level (dBμV/m)	Limits (dBμV/m)	Margin (dB)	Detector
	5925.000	35.73	11.38	34.40	34.01	46.72	88.20	41.48	Peak
@	5960.200	35.63	11.39	34.41	84.63	97.24	---	---	Peak

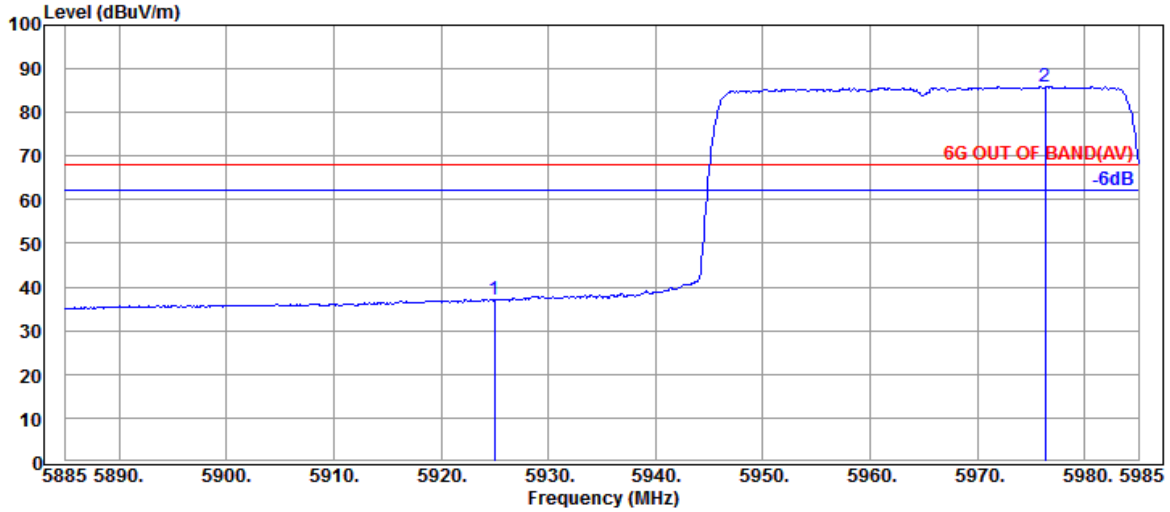

Antenna at Vertical Polarization

	Emission Frequency (MHz)	Antenna Factor (dB/m)	Cable Loss (dB)	Preamp Gain (dB)	Read Level (dBμV)	Emission Level (dBμV/m)	Limits (dBμV/m)	Margin (dB)	Detector
	5925.000	35.73	11.38	34.40	24.35	37.06	68.20	31.14	Average
@	5976.300	35.57	11.39	34.42	73.42	85.96	---	---	Average

Remark: The "@" means fundamental frequency, it is ignored in this section.

This test report may be reproduced in full only. The document may only be updated by Audix Technology Corp. personnel. Any changes will be noted in the Document History section of the report.

Audix Technology Corp.
No. 491, Zhongfu Rd., Linkou Dist.,
New Taipei City244, Taiwan
Tel: +886 2 26099301
Fax: +886 2 26099303

Tones	484T	RU Index	S66
Mode	802.11ax-HE160	U-NII Band	8
Test SKU	SKU #2 (with LUXSHARE-ICT Antenna)	Frequency	TX 6985MHz

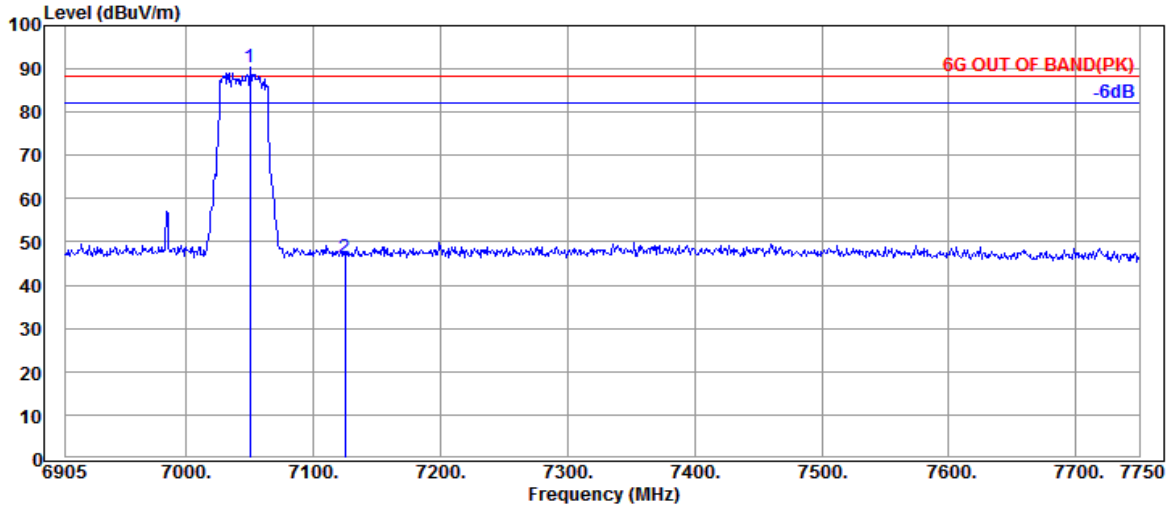

Antenna at Horizontal Polarization

Emission Frequency (MHz)	Antenna Factor (dB/m)	Cable Loss (dB)	Preamp Gain (dB)	Read Level (dBμV)	Emission Level (dBμV/m)	Limits (dBμV/m)	Margin (dB)	Detector
@ 7050.340	35.60	12.52	34.51	76.88	90.49	---	---	Peak
7125.000	35.57	12.59	34.55	32.89	46.50	88.20	41.70	Peak

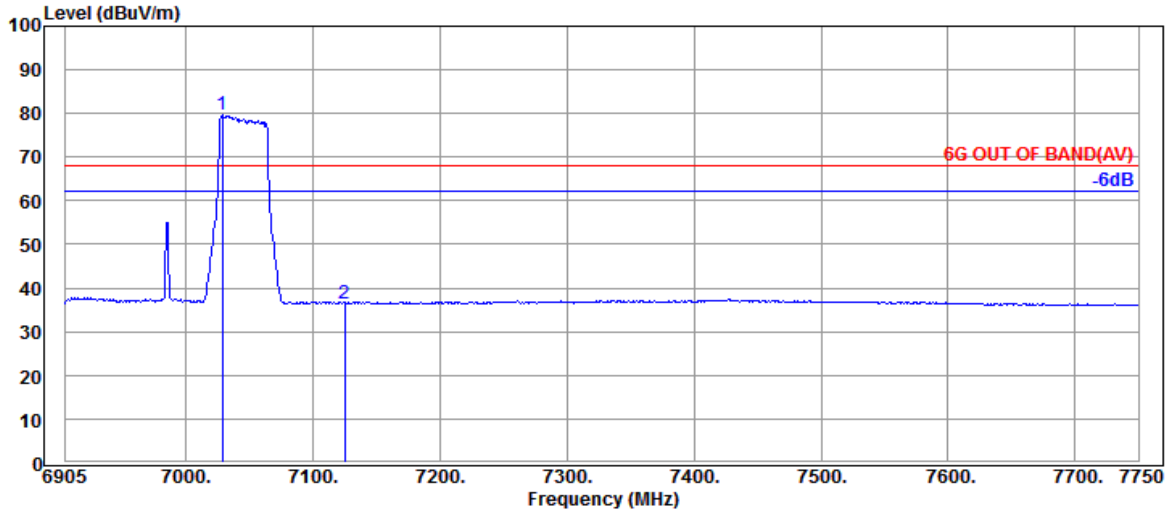

Antenna at Horizontal Polarization

Emission Frequency (MHz)	Antenna Factor (dB/m)	Cable Loss (dB)	Preamp Gain (dB)	Read Level (dBμV)	Emission Level (dBμV/m)	Limits (dBμV/m)	Margin (dB)	Detector
@ 7028.370	35.73	12.52	34.49	65.96	79.72	---	---	Average
7125.000	35.57	12.59	34.55	22.95	36.56	68.20	31.64	Average

Remark: The "@" means fundamental frequency, it is ignored in this section.

This test report may be reproduced in full only. The document may only be updated by Audix Technology Corp. personnel. Any changes will be noted in the Document History section of the report.

Audix Technology Corp.
No. 491, Zhongfu Rd., Linkou Dist.,
New Taipei City244, Taiwan
Tel: +886 2 26099301
Fax: +886 2 26099303

Tones	484T	RU Index	S66
Mode	802.11ax-HE160	U-NII Band	8
Test SKU	SKU #2 (with LUXSHARE-ICT Antenna)	Frequency	TX 6985MHz

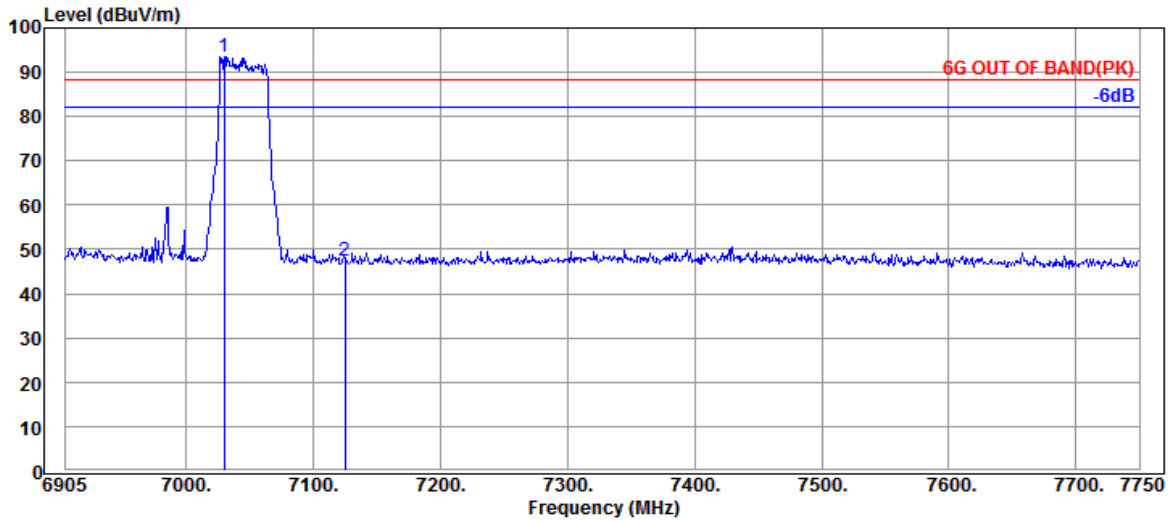

Antenna at Vertical Polarization

Emission Frequency (MHz)	Antenna Factor (dB/m)	Cable Loss (dB)	Preamp Gain (dB)	Read Level (dBμV)	Emission Level (dBμV/m)	Limits (dBμV/m)	Margin (dB)	Detector
@ 7030.060	35.73	12.52	34.49	79.85	93.61	---	---	Peak
7125.000	35.57	12.59	34.55	33.87	47.48	88.20	40.72	Peak

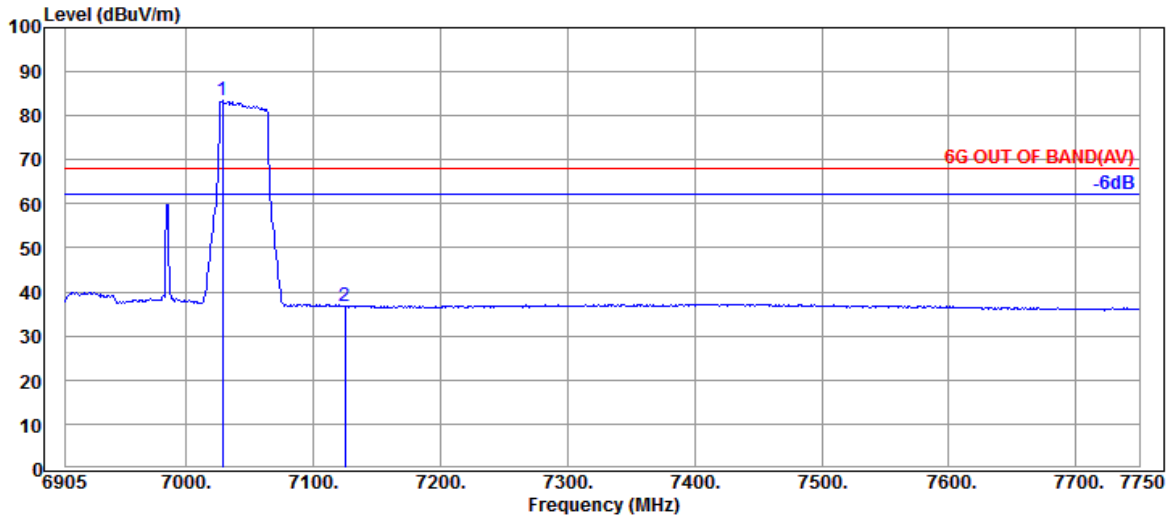

Antenna at Vertical Polarization

Emission Frequency (MHz)	Antenna Factor (dB/m)	Cable Loss (dB)	Preamp Gain (dB)	Read Level (dBμV)	Emission Level (dBμV/m)	Limits (dBμV/m)	Margin (dB)	Detector
@ 7028.370	35.73	12.52	34.49	69.60	83.36	---	---	Average
7125.000	35.57	12.59	34.55	23.13	36.74	68.20	31.46	Average

Remark: The "@" means fundamental frequency, it is ignored in this section.

This test report may be reproduced in full only. The document may only be updated by Audix Technology Corp. personnel. Any changes will be noted in the Document History section of the report.

Audix Technology Corp.
No. 491, Zhongfu Rd., Linkou Dist.,
New Taipei City244, Taiwan
Tel: +886 2 26099301
Fax: +886 2 26099303

Tones	996T	RU Index	67
Mode	802.11ax-HE80	U-NII Band	5
Test SKU	SKU #2 (with LUXSHARE-ICT Antenna)	Frequency	TX 5985MHz

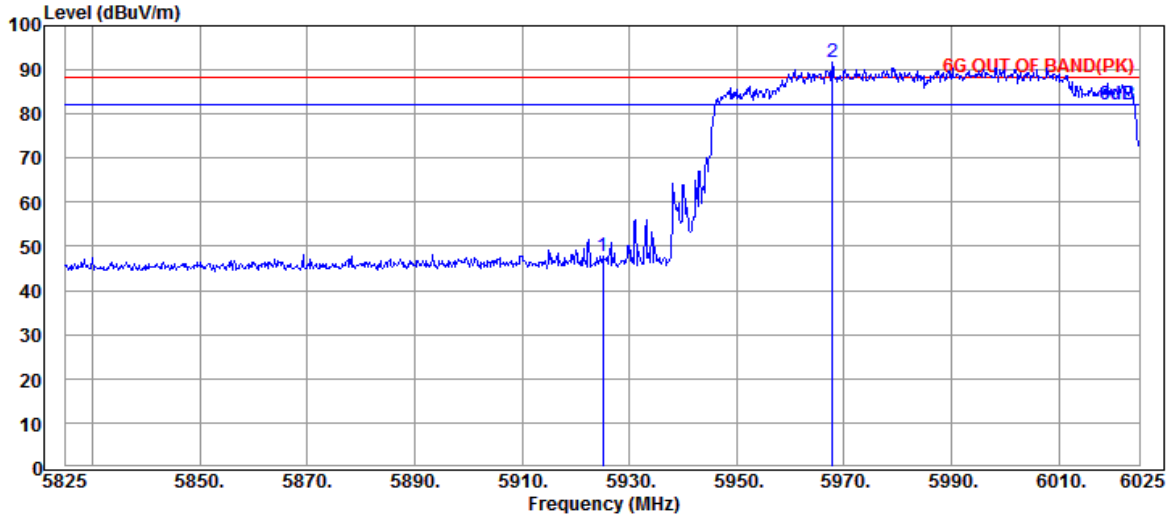

Antenna at Horizontal Polarization

	Emission Frequency (MHz)	Antenna Factor (dB/m)	Cable Loss (dB)	Preamp Gain (dB)	Read Level (dBμV)	Emission Level (dBμV/m)	Limits (dBμV/m)	Margin (dB)	Detector
	5925.000	35.73	11.38	34.40	34.89	47.60	88.20	40.60	Peak
@	5967.800	35.63	11.39	34.41	79.10	91.71	---	---	Peak

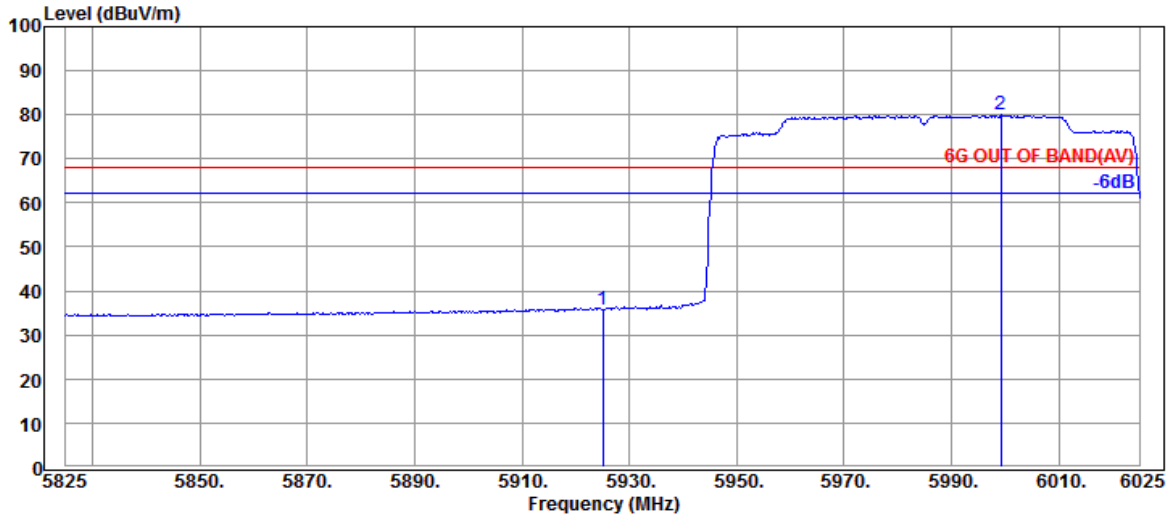

Antenna at Horizontal Polarization

	Emission Frequency (MHz)	Antenna Factor (dB/m)	Cable Loss (dB)	Preamp Gain (dB)	Read Level (dBμV)	Emission Level (dBμV/m)	Limits (dBμV/m)	Margin (dB)	Detector
	5925.000	35.73	11.38	34.40	23.07	35.78	68.20	32.42	Average
@	5999.200	35.50	11.39	34.43	67.45	79.91	---	---	Average

Remark: The "@" means fundamental frequency, it is ignored in this section.

This test report may be reproduced in full only. The document may only be updated by Audix Technology Corp. personnel. Any changes will be noted in the Document History section of the report.

Audix Technology Corp.
No. 491, Zhongfu Rd., Linkou Dist.,
New Taipei City244, Taiwan
Tel: +886 2 26099301
Fax: +886 2 26099303

Tones	996T	RU Index	67
Mode	802.11ax-HE80	U-NII Band	5
Test SKU	SKU #2 (with LUXSHARE-ICT Antenna)	Frequency	TX 5985MHz

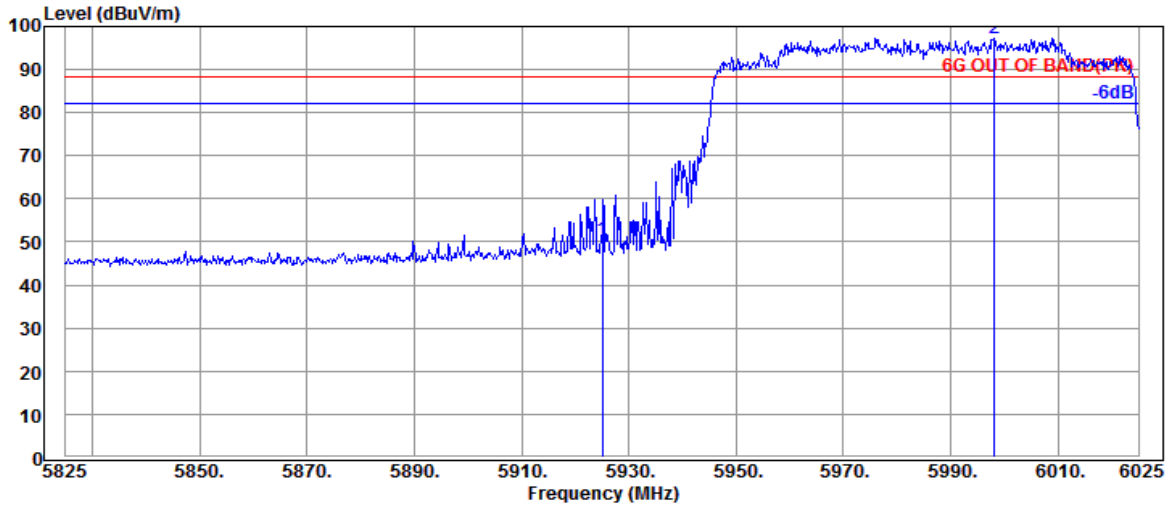

Antenna at Vertical Polarization

Emission Frequency (MHz)	Antenna Factor (dB/m)	Cable Loss (dB)	Preamp Gain (dB)	Read Level (dBμV)	Emission Level (dBμV/m)	Limits (dBμV/m)	Margin (dB)	Detector
5925.000	35.73	11.38	34.40	37.69	50.40	88.20	37.80	Peak
@ 5998.200	35.50	11.39	34.43	84.91	97.37	---	---	Peak

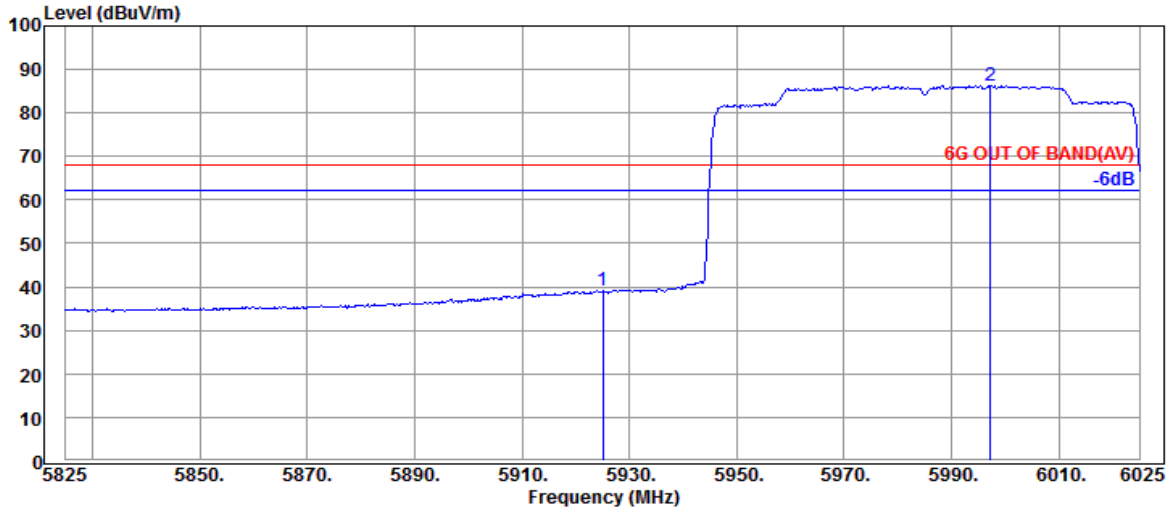

Antenna at Vertical Polarization

Emission Frequency (MHz)	Antenna Factor (dB/m)	Cable Loss (dB)	Preamp Gain (dB)	Read Level (dBμV)	Emission Level (dBμV/m)	Limits (dBμV/m)	Margin (dB)	Detector
5925.000	35.73	11.38	34.40	26.35	39.06	68.20	29.14	Average
@ 5997.200	35.50	11.39	34.43	73.87	86.33	---	---	Average

Remark: The "@" means fundamental frequency, it is ignored in this section.

This test report may be reproduced in full only. The document may only be updated by Audix Technology Corp. personnel. Any changes will be noted in the Document History section of the report.

Audix Technology Corp.
No. 491, Zhongfu Rd., Linkou Dist.,
New Taipei City244, Taiwan
Tel: +886 2 26099301
Fax: +886 2 26099303

Tones	996T	RU Index	S67
Mode	802.11ax-HE160	U-NII Band	8
Test SKU	SKU #2 (with LUXSHARE-ICT Antenna)	Frequency	TX 6985MHz

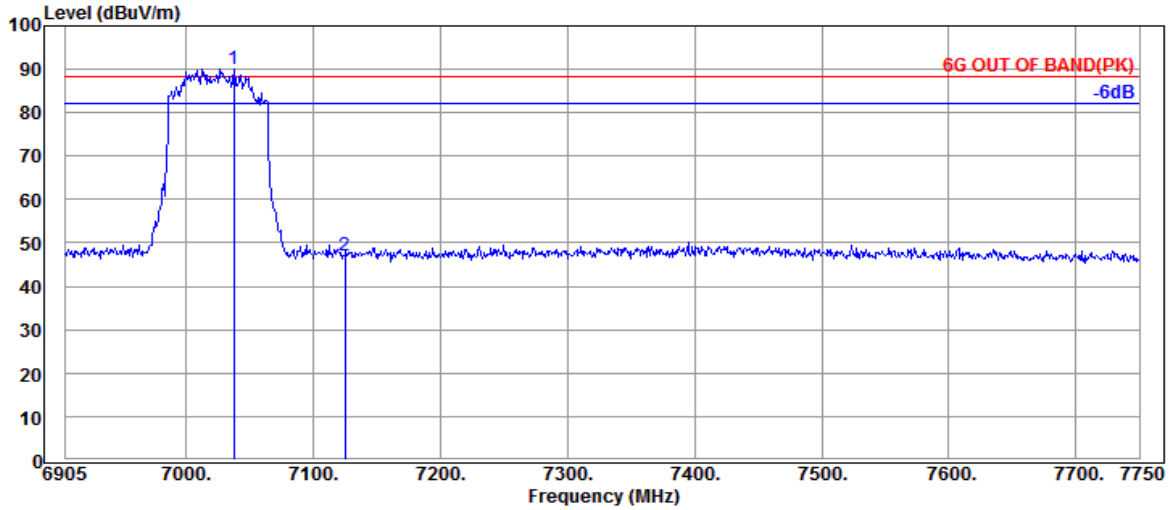

Antenna at Horizontal Polarization

Emission Frequency (MHz)	Antenna Factor (dB/m)	Cable Loss (dB)	Preamp Gain (dB)	Read Level (dBμV)	Emission Level (dBμV/m)	Limits (dBμV/m)	Margin (dB)	Detector
@ 7037.665	35.73	12.52	34.49	76.40	90.16	---	---	Peak
7125.000	35.57	12.59	34.55	33.63	47.24	88.20	40.96	Peak

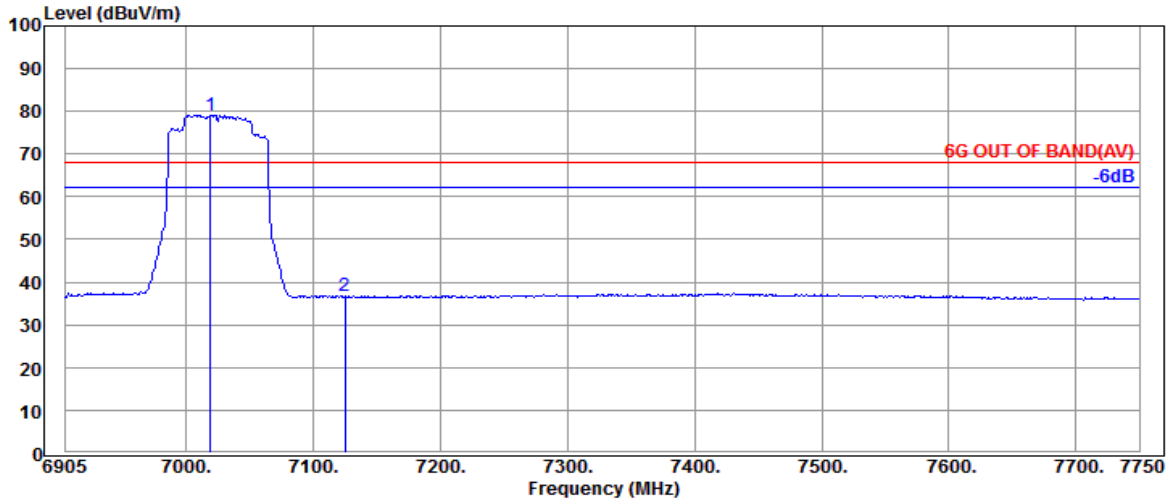

Antenna at Horizontal Polarization

Emission Frequency (MHz)	Antenna Factor (dB/m)	Cable Loss (dB)	Preamp Gain (dB)	Read Level (dBμV)	Emission Level (dBμV/m)	Limits (dBμV/m)	Margin (dB)	Detector
@ 7019.075	35.87	12.52	34.49	65.13	79.03	---	---	Average
7125.000	35.57	12.59	34.55	23.21	36.82	68.20	31.38	Average

Remark: The "@" means fundamental frequency, it is ignored in this section.

This test report may be reproduced in full only. The document may only be updated by Audix Technology Corp. personnel. Any changes will be noted in the Document History section of the report.

Audix Technology Corp.
No. 491, Zhongfu Rd., Linkou Dist.,
New Taipei City244, Taiwan
Tel: +886 2 26099301
Fax: +886 2 26099303

Tones	996T	RU Index	S67
Mode	802.11ax-HE160	U-NII Band	8
Test SKU	SKU #2 (with LUXSHARE-ICT Antenna)	Frequency	TX 6985MHz

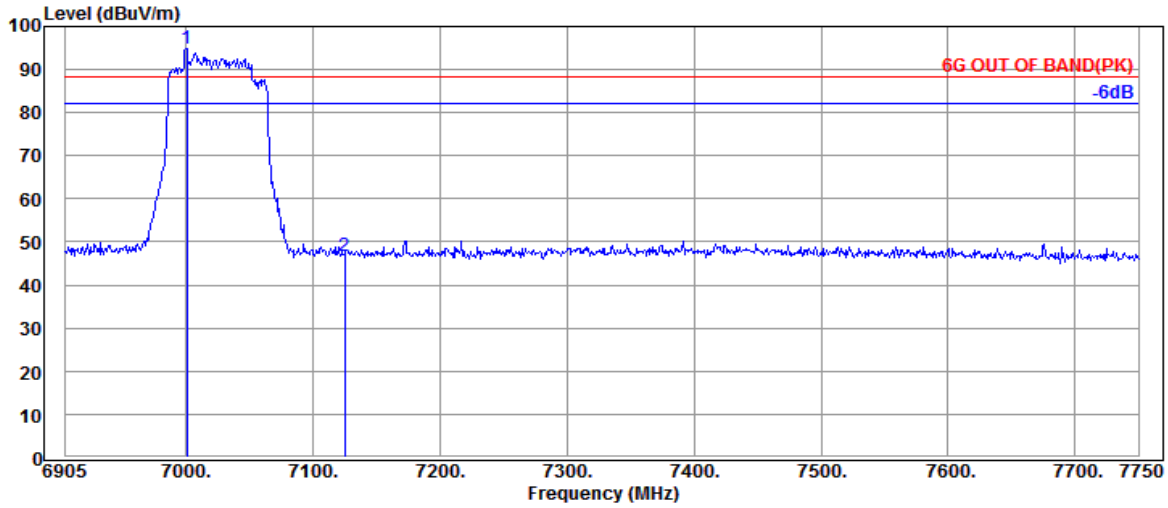

Antenna at Vertical Polarization

Emission Frequency (MHz)	Antenna Factor (dB/m)	Cable Loss (dB)	Preamp Gain (dB)	Read Level (dBμV)	Emission Level (dBμV/m)	Limits (dBμV/m)	Margin (dB)	Detector
@ 7000.485	36.00	12.48	34.48	80.96	94.96	---	---	Peak
7125.000	35.57	12.59	34.55	33.28	46.89	88.20	41.31	Peak

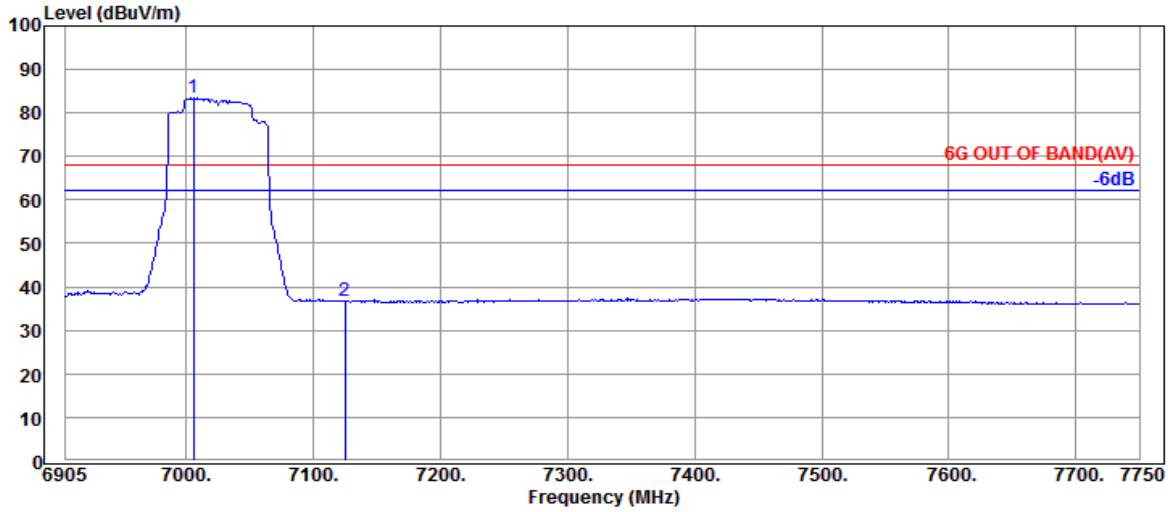

Antenna at Vertical Polarization

Emission Frequency (MHz)	Antenna Factor (dB/m)	Cable Loss (dB)	Preamp Gain (dB)	Read Level (dBμV)	Emission Level (dBμV/m)	Limits (dBμV/m)	Margin (dB)	Detector
@ 7005.555	35.87	12.48	34.48	69.75	83.62	---	---	Average
7125.000	35.57	12.59	34.55	23.09	36.70	68.20	31.50	Average

Remark: The "@" means fundamental frequency, it is ignored in this section.

This test report may be reproduced in full only. The document may only be updated by Audix Technology Corp. personnel. Any changes will be noted in the Document History section of the report.

Audix Technology Corp.
No. 491, Zhongfu Rd., Linkou Dist.,
New Taipei City244, Taiwan
Tel: +886 2 26099301
Fax: +886 2 26099303

A.2.1.4 Band Edge-Maker Delta

- OFDM Modulation

Mode	Antenna Polarization	Peak Fundamental Emission Level@7115MHz (dBμV/m)	Band Edge Emission Level@7125MHz (dBμV/m)	Marker-Delta (dB)
802.11ax-HE20 (Test SKU #2)	Horizontal	83.00	68.80	14.20
	Vertical	89.09	75.24	13.85

Note: marker -delta measured in accordance with KDB 789033 Section G3 (d)(i)

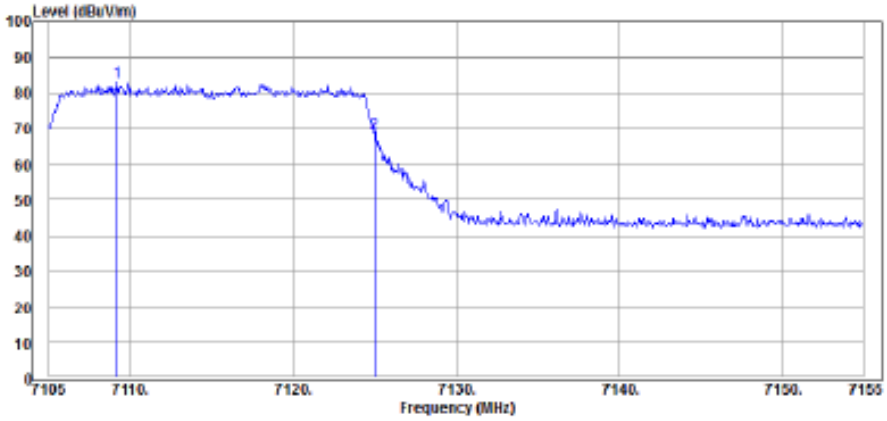

Antenna at Horizontal Polarization

Emission Frequency (MHz)	Antenna Factor (dB/m)	Cable Loss (dB)	Preamp Gain (dB)	Read Level (dBμV)	Emission Level (dBμV/m)	Detector
7109.200	35.57	12.59	34.55	69.39	83.00	Peak
7125.000	35.57	12.59	34.55	55.19	68.80	Peak

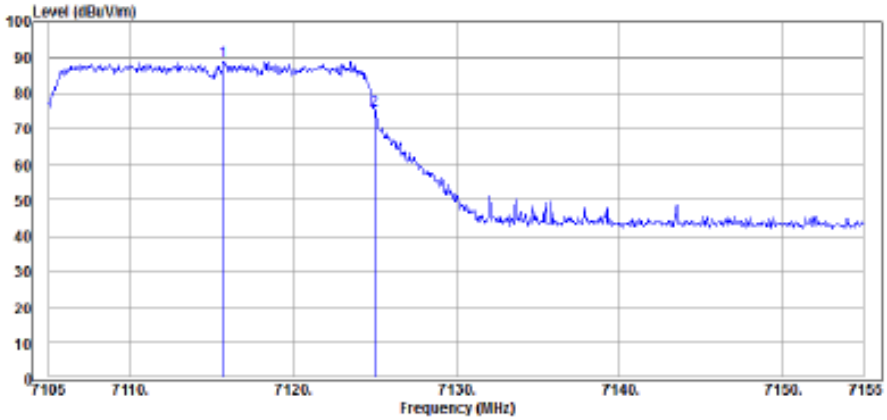

Antenna at Vertical Polarization

Emission Frequency (MHz)	Antenna Factor (dB/m)	Cable Loss (dB)	Preamp Gain (dB)	Read Level (dBμV)	Emission Level (dBμV/m)	Detector
7115.650	35.57	12.59	34.55	75.48	89.09	Peak
7125.000	35.57	12.59	34.55	61.63	75.24	Peak

This test report may be reproduced in full only. The document may only be updated by Audix Technology Corp. personnel. Any changes will be noted in the Document History section of the report.

Audix Technology Corp.
No. 491, Zhongfu Rd., Linkou Dist.,
New Taipei City244, Taiwan
Tel: +886 2 26099301
Fax: +886 2 26099303

- OFDMA Modulation

Mode	Antenna Polarization	Peak Fundamental Emission Level@7115MHz (dBμV/m)	Band Edge Emission Level@7125MHz (dBμV/m)	Marker-Delta (dB)
802.11ax-HE20 (26T, RU Index 8) (Test SKU #2)	Horizontal	89.40	75.08	14.32
	Vertical	89.09	75.24	13.85

Note: marker -delta measured in accordance with KDB 789033 Section G3 (d)(i)

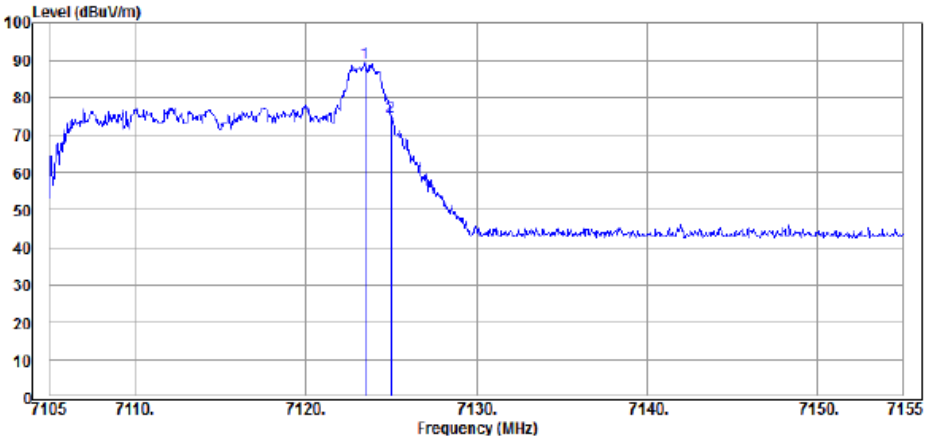

Antenna at Horizontal Polarization

Emission Frequency (MHz)	Antenna Factor (dB/m)	Cable Loss (dB)	Preamp Gain (dB)	Read Level (dBμV)	Emission Level (dBμV/m)	Detector
7123.500	35.57	12.59	34.55	75.79	89.40	Peak
7125.000	35.57	12.59	34.55	61.47	75.08	Peak

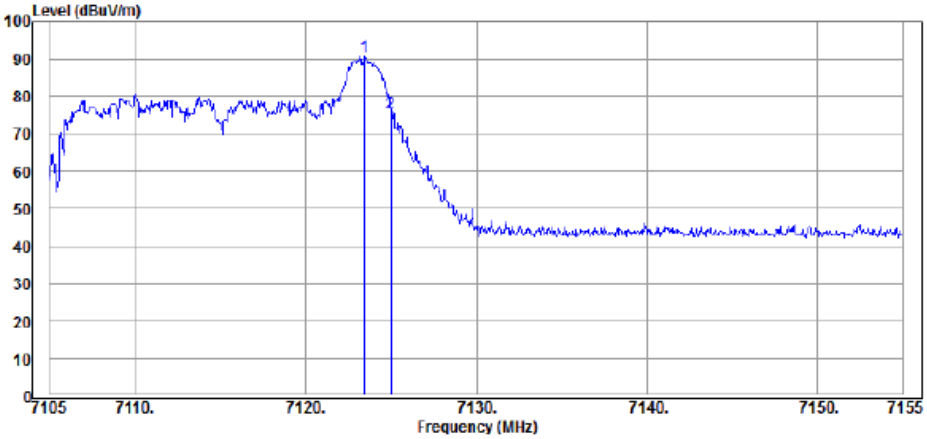

Antenna at Vertical Polarization

Emission Frequency (MHz)	Antenna Factor (dB/m)	Cable Loss (dB)	Preamp Gain (dB)	Read Level (dBμV)	Emission Level (dBμV/m)	Detector
7123.450	35.57	12.59	34.55	77.00	89.09	Peak
7125.000	35.57	12.59	34.55	61.86	75.24	Peak

This test report may be reproduced in full only. The document may only be updated by Audix Technology Corp. personnel. Any changes will be noted in the Document History section of the report.

Audix Technology Corp.
No. 491, Zhongfu Rd., Linkou Dist.,
New Taipei City244, Taiwan
Tel: +886 2 26099301
Fax: +886 2 26099303

Band Edge-Maker Delta Test Result

- OFDM Modulation

Mode	Fundamental Emission Level@7115MHz (dBμV/m)	Marker-Delta (dB)	Band Edge Emission Level@7125MHz (dBμV/m)	Limit (dBμV/m)	Margin (dB)	Detector
802.11ax-HE20 (Test SKU #2)	Antenna Polarization: Horizontal					
	85.82	14.20	71.62	88.20	16.58	Peak
	72.45	14.20	58.25	68.20	9.95	Average

Note: Band Edge Emission Level (dBμV/m) = Fundamental Emission Level (dBμV/m) - Marker-Delta (dB)

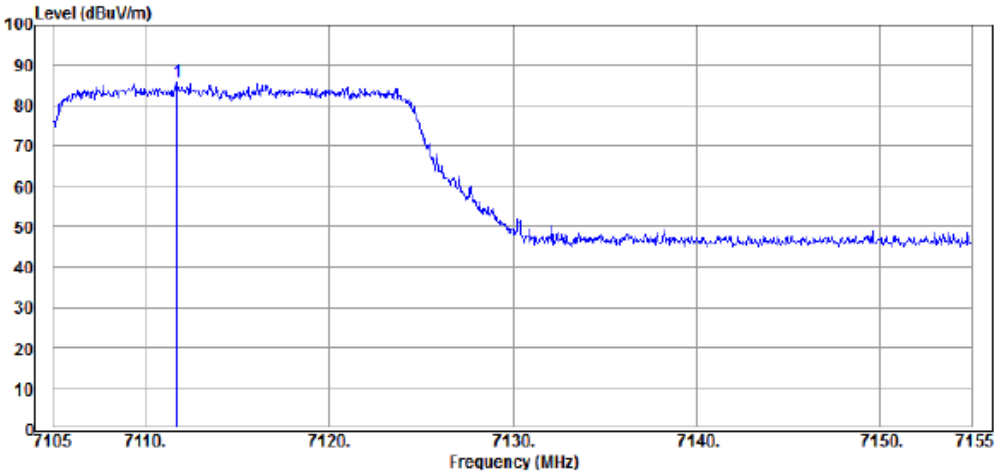

Antenna at Horizontal Polarization

Emission Frequency (MHz)	Antenna Factor (dB/m)	Cable Loss (dB)	Preamp Gain (dB)	Read Level (dBμV)	Emission Level (dBμV/m)	Detector
7111.750	35.57	12.59	34.55	72.21	85.82	Peak

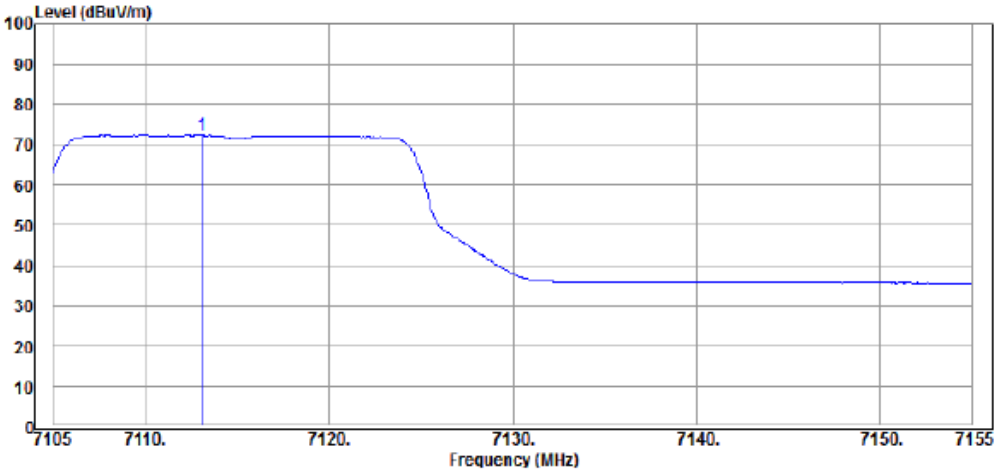

Antenna at Horizontal Polarization

Emission Frequency (MHz)	Antenna Factor (dB/m)	Cable Loss (dB)	Preamp Gain (dB)	Read Level (dBμV)	Emission Level (dBμV/m)	Detector
7113.100	35.57	12.59	34.55	58.84	72.45	Average

This test report may be reproduced in full only. The document may only be updated by Audix Technology Corp. personnel. Any changes will be noted in the Document History section of the report.

Audix Technology Corp.
No. 491, Zhongfu Rd., Linkou Dist.,
New Taipei City244, Taiwan
Tel: +886 2 26099301
Fax: +886 2 26099303

Mode	Fundamental Emission Level@7115MHz (dBμV/m)	Marker-Delta (dB)	Band Edge Emission Level@7125MHz (dBμV/m)	Limit (dBμV/m)	Margin (dB)	Detector
802.11ax-HE20 (Test SKU #2)	Antenna Polarization: Vertical					
	92.50	13.85	78.65	88.20	9.55	Peak
	76.17	13.85	62.32	68.20	5.88	Average

Note: Band Edge Emission Level (dBμV/m) = Fundamental Emission Level (dBμV/m) - Marker-Delta (dB)

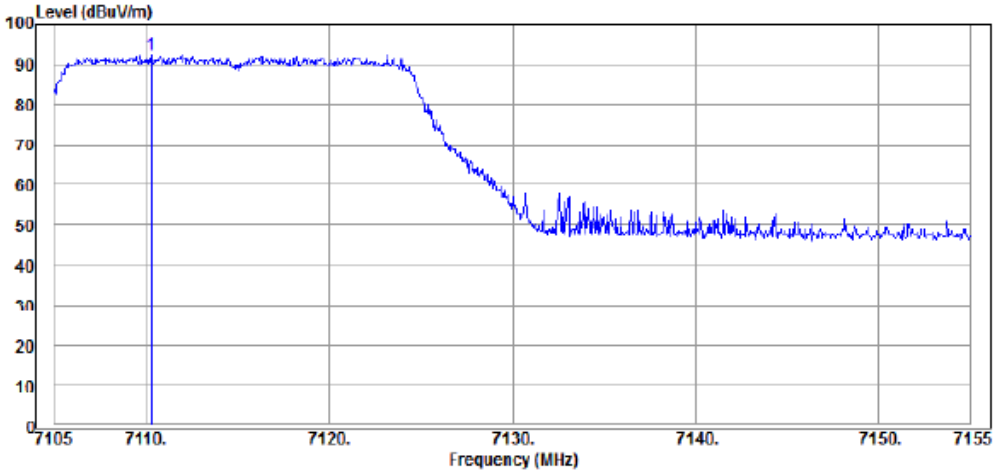

Antenna at Vertical Polarization

Emission Frequency (MHz)	Antenna Factor (dB/m)	Cable Loss (dB)	Preamp Gain (dB)	Read Level (dBμV)	Emission Level (dBμV/m)	Detector
7110.300	35.57	12.59	34.55	78.89	92.50	Peak

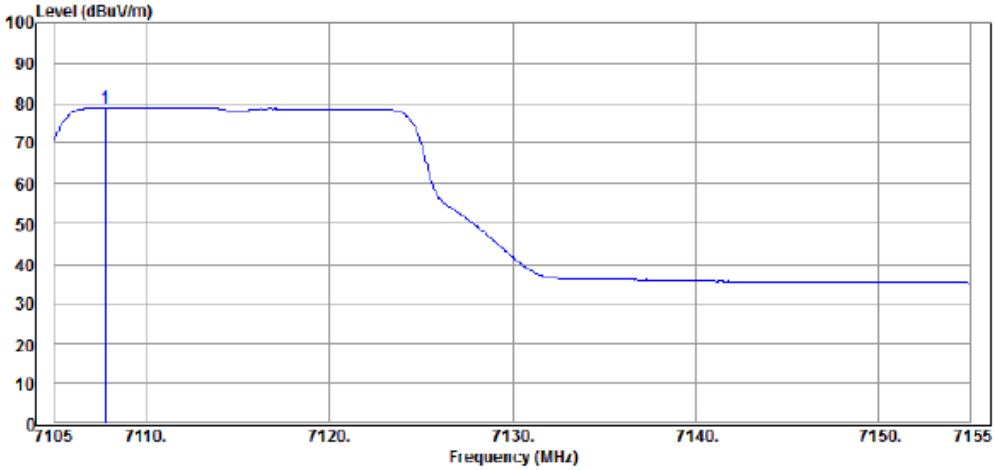

Antenna at Vertical Polarization

Emission Frequency (MHz)	Antenna Factor (dB/m)	Cable Loss (dB)	Preamp Gain (dB)	Read Level (dBμV)	Emission Level (dBμV/m)	Detector
7107.800	35.57	12.59	34.53	65.54	79.17	Average

This test report may be reproduced in full only. The document may only be updated by Audix Technology Corp. personnel. Any changes will be noted in the Document History section of the report.

Audix Technology Corp.
No. 491, Zhongfu Rd., Linkou Dist.,
New Taipei City244, Taiwan
Tel: +886 2 26099301
Fax: +886 2 26099303

- OFDMA Modulation

Mode	Fundamental Emission Level@7115MHz (dBμV/m)	Marker-Delta (dB)	Band Edge Emission Level@7125MHz (dBμV/m)	Limit (dBμV/m)	Margin (dB)	Detector
802.11ax-HE20 (26T, RU Index 8) Test SKU #2	Antenna Polarization: Horizontal					
	91.56	14.32	77.24	88.20	10.96	Peak
	80.43	14.32	66.11	68.20	2.09	Average

Note: Band Edge Emission Level (dBμV/m) = Fundamental Emission Level (dBμV/m) - Marker-Delta (dB)

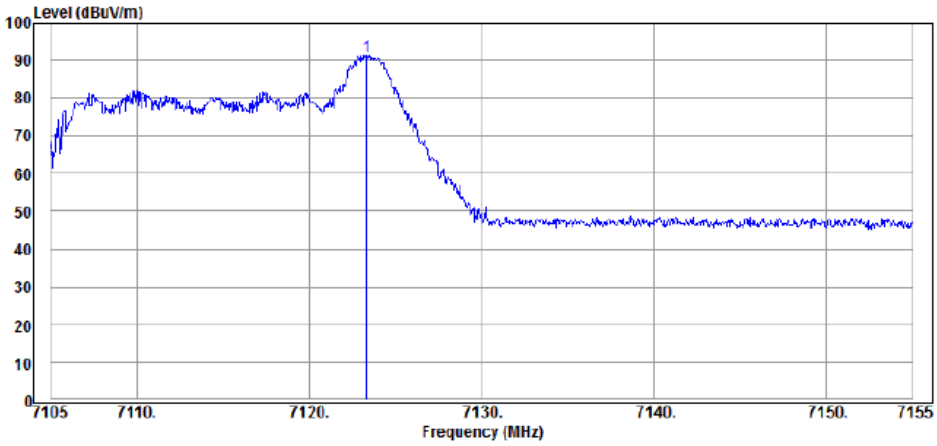

Antenna at Horizontal Polarization

Emission Frequency (MHz)	Antenna Factor (dB/m)	Cable Loss (dB)	Preamp Gain (dB)	Read Level (dBμV)	Emission Level (dBμV/m)	Detector
7123.300	35.57	12.59	34.55	77.95	91.56	Peak

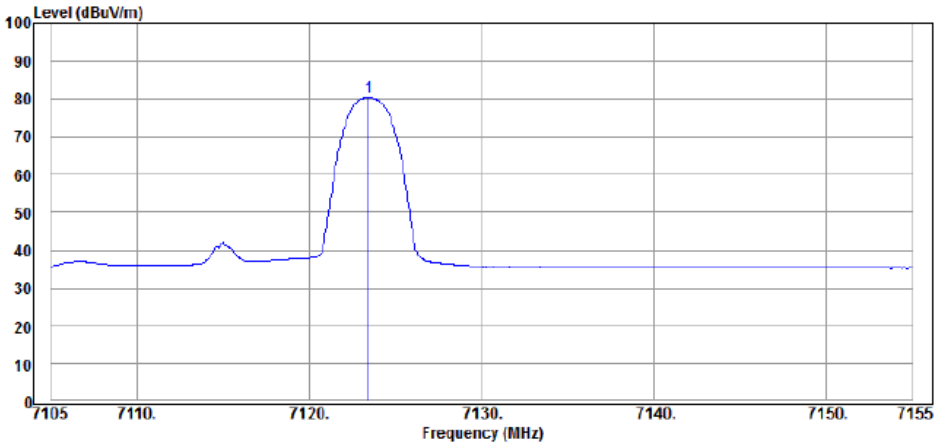

Antenna at Horizontal Polarization

Emission Frequency (MHz)	Antenna Factor (dB/m)	Cable Loss (dB)	Preamp Gain (dB)	Read Level (dBμV)	Emission Level (dBμV/m)	Detector
7123.450	35.57	12.59	34.55	66.82	80.43	Average

This test report may be reproduced in full only. The document may only be updated by Audix Technology Corp. personnel. Any changes will be noted in the Document History section of the report.

Audix Technology Corp.
No. 491, Zhongfu Rd., Linkou Dist.,
New Taipei City244, Taiwan
Tel: +886 2 26099301
Fax: +886 2 26099303

Mode	Fundamental Emission Level@7115MHz (dBμV/m)	Marker-Delta (dB)	Band Edge Emission Level@7125MHz (dBμV/m)	Limit (dBμV/m)	Margin (dB)	Detector
802.11ax-HE20 (26T, RU Index 8) Test SKU #2	Antenna Polarization: Vertical					
	93.45	13.85	79.60	88.20	8.60	Peak
	81.74	13.85	67.89	68.20	0.31	Average

Note: Band Edge Emission Level (dBμV/m) = Fundamental Emission Level (dBμV/m) - Marker-Delta (dB)

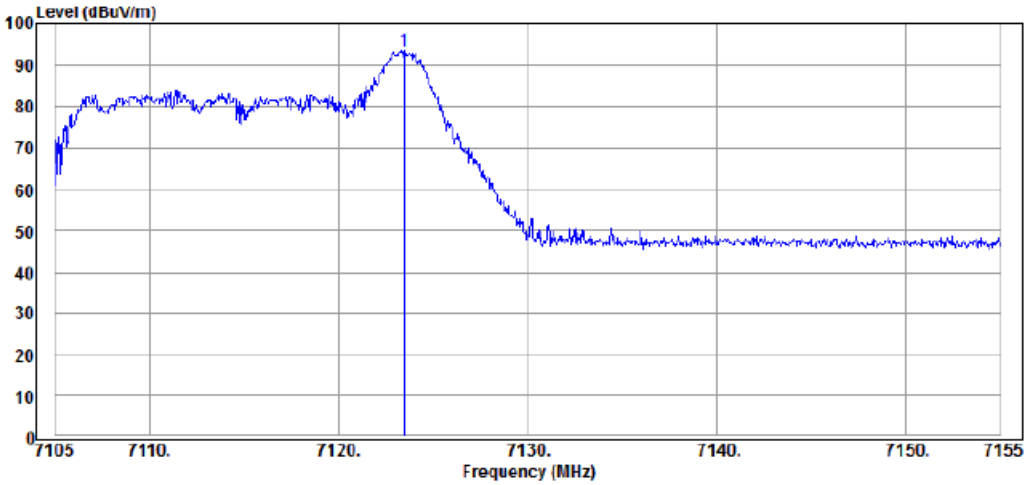

Antenna at Vertical Polarization

Emission Frequency (MHz)	Antenna Factor (dB/m)	Cable Loss (dB)	Preamp Gain (dB)	Read Level (dBμV)	Emission Level (dBμV/m)	Detector
7123.500	35.57	12.59	34.55	79.84	93.45	Peak

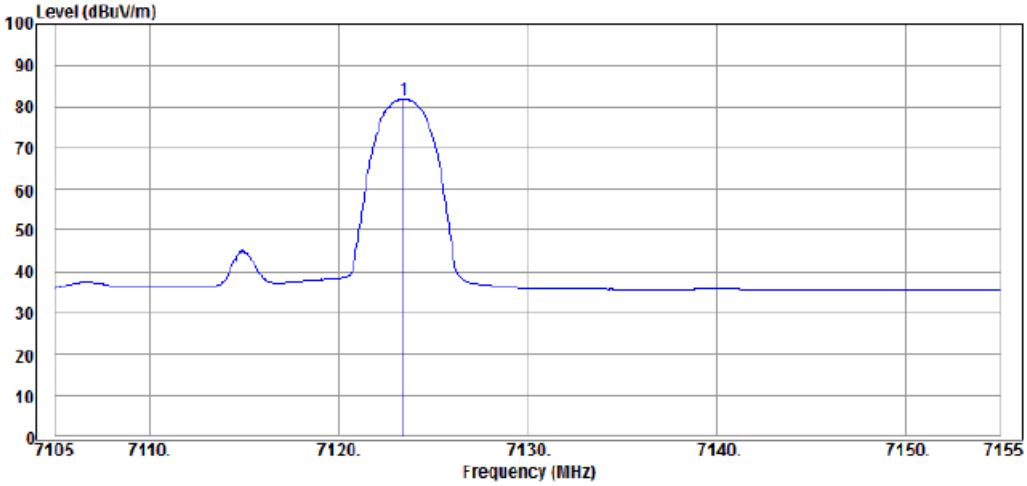

Antenna at Vertical Polarization

Emission Frequency (MHz)	Antenna Factor (dB/m)	Cable Loss (dB)	Preamp Gain (dB)	Read Level (dBμV)	Emission Level (dBμV/m)	Detector
7123.450	35.57	12.59	34.55	68.13	81.74	Average

This test report may be reproduced in full only. The document may only be updated by Audix Technology Corp. personnel. Any changes will be noted in the Document History section of the report.

Audix Technology Corp.
No. 491, Zhongfu Rd., Linkou Dist.,
New Taipei City244, Taiwan
Tel: +886 2 26099301
Fax: +886 2 26099303

A.2.2 Emissions outside the frequency band

The emissions (up to 40GHz) not reported for there is no emission be found.

- OFDM Modulation

Mode	802.11ax-HE160	U-NII Band	5
Test SKU	SKU #2 (with LUXSHARE-ICT Antenna)	Frequency	TX 6185MHz

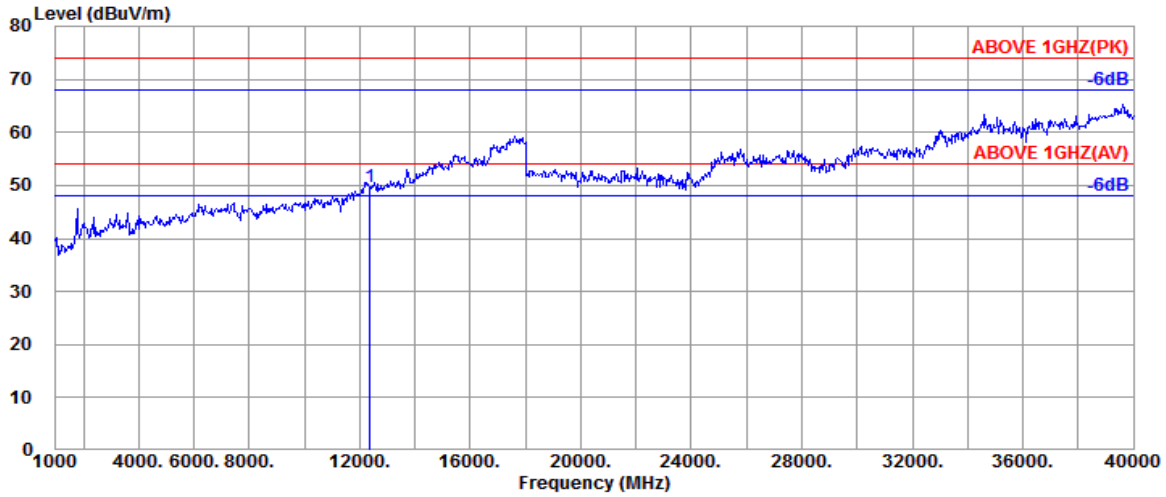

Antenna at Horizontal Polarization

Emission Frequency (MHz)	Antenna Factor (dB/m)	Cable Loss (dB)	Preamp Gain (dB)	Read Level (dBμV)	Emission Level (dBμV/m)	Limits (dBμV/m)	Margin (dB)	Detector
12370.000	39.23	14.46	33.39	29.31	49.61	54.00	4.39	Peak

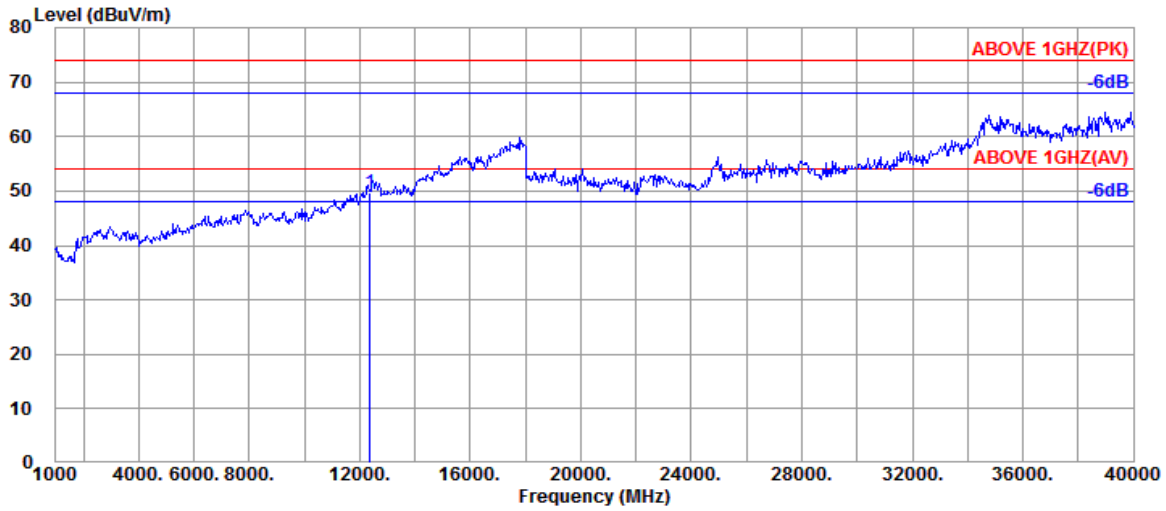

Antenna at Vertical Polarization

Emission Frequency (MHz)	Antenna Factor (dB/m)	Cable Loss (dB)	Preamp Gain (dB)	Read Level (dBμV)	Emission Level (dBμV/m)	Limits (dBμV/m)	Margin (dB)	Detector
12370.000	39.23	14.46	33.39	29.44	49.74	54.00	4.26	Peak

This test report may be reproduced in full only. The document may only be updated by Audix Technology Corp. personnel. Any changes will be noted in the Document History section of the report.

Audix Technology Corp.
No. 491, Zhongfu Rd., Linkou Dist.,
New Taipei City244, Taiwan

Tel: +886 2 26099301
Fax: +886 2 26099303

Tones	996T	RU Index	67
Mode	802.11ax-HE80	U-NII Band	5
Test SKU	SKU #1 (with INPAQ Antenna)	Frequency	TX 5985MHz

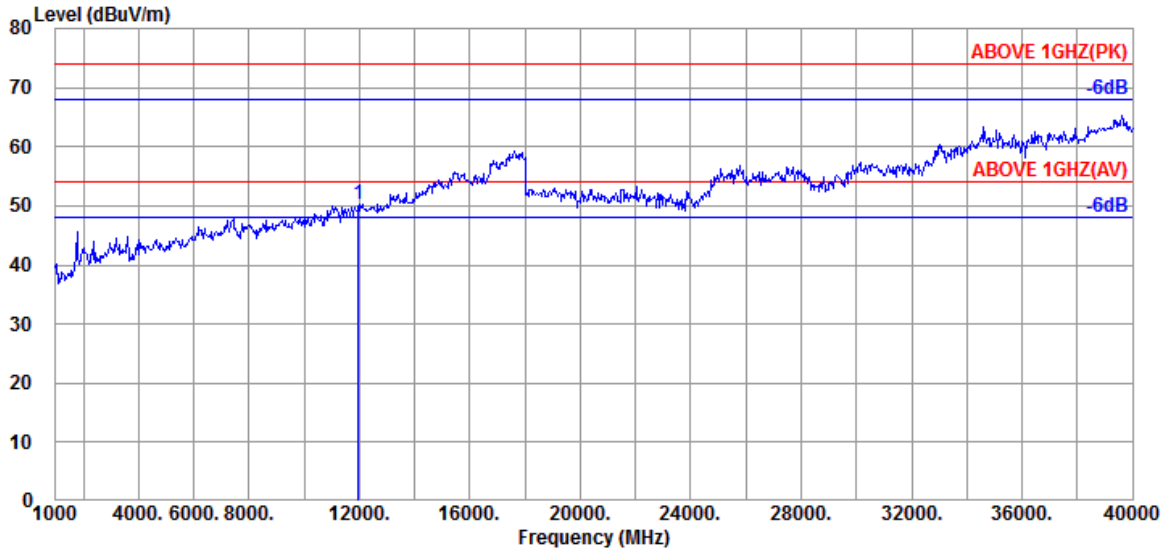

Antenna at Horizontal Polarization

Emission Frequency (MHz)	Antenna Factor (dB/m)	Cable Loss (dB)	Preamp Gain (dB)	Read Level (dBμV)	Emission Level (dBμV/m)	Limits (dBμV/m)	Margin (dB)	Detector
11970.000	39.77	14.11	33.50	29.97	50.35	54.00	3.65	Peak

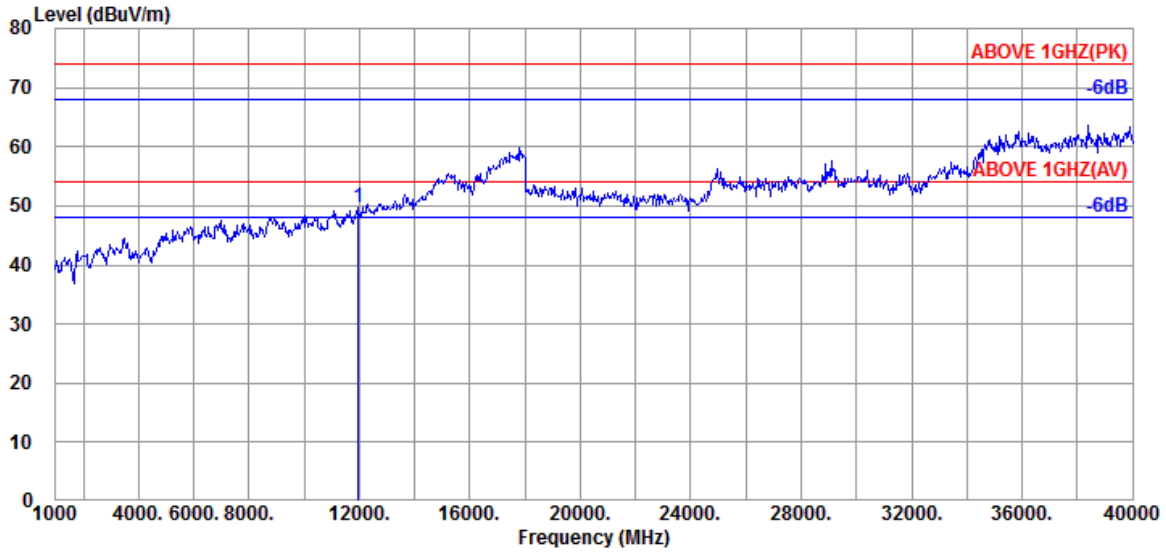

Antenna at Vertical Polarization

Emission Frequency (MHz)	Antenna Factor (dB/m)	Cable Loss (dB)	Preamp Gain (dB)	Read Level (dBμV)	Emission Level (dBμV/m)	Limits (dBμV/m)	Margin (dB)	Detector
11970.000	39.77	14.11	33.50	29.26	49.64	54.00	4.36	Peak

This test report may be reproduced in full only. The document may only be updated by Audix Technology Corp. personnel. Any changes will be noted in the Document History section of the report.

Audix Technology Corp.
No. 491, Zhongfu Rd., Linkou Dist.,
New Taipei City244, Taiwan

Tel: +886 2 26099301
Fax: +886 2 26099303

A.2.3 Emissions in Non-restricted Frequency Bands

Pursuant to KDB 789033 D02 General UNII Test Procedures New Rules v02r01 that emission levels below the 15.209 general radiated emissions limits is not required.

This test report may be reproduced in full only. The document may only be updated by Audix Technology Corp. personnel. Any changes will be noted in the Document History section of the report.

Audix Technology Corp.
No. 491, Zhongfu Rd., Linkou Dist.,
New Taipei City244, Taiwan
Tel: +886 2 26099301
Fax: +886 2 26099303

A.3 MAXIMUM CONDUCTED OUTPUT POWER

Test Date	2022/05/26 ~ 06/23	Temp./Hum.	22~25℃/50~68%
Cable Loss	1.5dB	Tested By	Sam Chang
Test Voltage	AC 120V 60Hz (Via AC Adapter)		

A.3.1 Conducted Output Power Result

SKU#1 (with INPAQ Antenna)

Mode	U-NII Band	Centre Frequency (MHz)	Average Conducted Output Power (dBm)		Duty Cycle Factor 10log(1/X) Note 3	Directional Antenna Gain (dBi) Note 4	Total E.I.R.P (dBm) Note 2	Limit (dBm)
			ANT A (AUX)	ANT B (Main)				
802.11ax-HE20	5	5955	-0.19	-0.02	N/A	3.35	6.26	24
		6175	-1.43	-0.77		3.35	5.27	
		6415	-1.20	-1.29		2.60	4.37	
	6	6435	-1.11	-1.13		2.60	4.49	
		6475	-1.34	-1.21		2.60	4.34	
		6515	-1.23	-1.47		2.60	4.26	
	7	6535	-2.45	-2.20		2.60	3.29	
		6695	-0.52	-0.80		2.60	4.95	
		6855	-2.24	-1.06		2.30	3.70	
	8	6875	-1.65	-0.62		2.30	4.21	
		6995	-2.91	-2.16		2.30	2.79	
		7115	-3.30	-2.21		2.30	2.59	
802.11ax-HE40	5	5965	5.96	3.94	N/A	3.35	11.43	24
		6165	4.34	4.25		3.35	10.66	
		6405	4.88	4.75		2.60	10.43	
	6	6445	5.79	4.27		2.60	10.71	
		6485	4.98	4.27		2.60	10.25	
	7	6525	4.08	4.73		2.60	10.03	
		6685	3.89	3.85		2.60	9.48	
		6845	4.38	3.95		2.30	9.48	
	8	6885	4.14	3.86		2.30	9.31	
		7005	3.81	3.10		2.30	8.78	
		7085	4.77	3.88		2.30	9.66	

Note: 1. All results have been included cable loss.
2. Total E.I.R.P = Average Conducted Output Power ANT A (AUX) + Average Conducted Output Power ANT B (Main) + Duty Cycle Factor + Directional gain.
3. Duty cycle factor is not applicable for duty cycle > 98%.
4. According to KDB 662911 D01 d) ii), transmit signals are completely uncorrelated, then
Directional gain = $10 \log[(10^{G1/10} + 10^{G2/10} + \ldots + 10^{GN/10})/N_{ANT}]$ dBi
Directional gain: 5925MHz: $10 \log[(10^{3.5/10} + 10^{3.2/10})/2]$= 3.35dBi /
6525MHz: $10 \log[(10^{2.7/10} + 10^{2.5/10})/2]$= 2.60dBi /7125MHz: $10 \log[(10^{2.5/10} + 10^{2.1/10})/2]$= 2.30dBi
The MIMO is uncorrelated and supported SDM(Spatial Division Multiplexing) mode only. This radio device doesn't support beamforming and Cyclic Delay Diversity (CDD).

This test report may be reproduced in full only. The document may only be updated by Audix Technology Corp. personnel. Any changes will be noted in the Document History section of the report.

Audix Technology Corp.
No. 491, Zhongfu Rd., Linkou Dist.,
New Taipei City244, Taiwan
Tel: +886 2 26099301
Fax: +886 2 26099303

Mode	U-NII Band	Centre Frequency (MHz)	Average Conducted Output Power (dBm)		Duty Cycle Factor 10log(1/X) Note 3	Directional Antenna Gain (dBi) Note 4	Total E.I.R.P (dBm) Note 2	Limit (dBm)
			ANT A (AUX)	ANT B (Main)				
802.11ax-HE80	5	5985	6.51	6.94	N/A	3.35	13.09	24
		6145	6.62	7.29		3.35	13.33	
		6385	7.02	6.65		2.60	12.45	
	6	6465	7.21	7.22		2.60	12.83	
		6545	6.98	7.07		2.60	12.64	
	7	6625	5.62	5.83		2.60	11.34	
		6705	5.44	4.92		2.60	10.80	
		6785	5.96	5.87		2.60	11.53	
	8	6865	5.64	5.63		2.30	10.95	
		6945	5.73	6.42		2.30	11.40	
		7025	5.95	6.00		2.30	11.29	
802.11ax-HE160	5	6025	9.90	9.94	N/A	3.35	16.28	24
		6185	10.17	10.22		3.35	16.56	
		6345	9.89	9.94		2.60	15.53	
	6	6505	9.95	9.53		2.60	15.36	
	7	6665	8.18	7.96		2.60	13.68	
		6825	8.65	8.74		2.60	14.31	
	8	6985	8.64	8.77		2.30	14.02	

Note: 1. All results have been included cable loss.
2. Total E.I.R.P = Average Conducted Output Power ANT A (AUX) + Average Conducted Output Power ANT B (Main) + Duty Cycle Factor + Directional gain.
3. Duty cycle factor is not applicable for duty cycle > 98%.
4. According to KDB 662911 D01 d) ii), transmit signals are completely uncorrelated, then
Directional gain = $10 \log[(10^{G1/10} + 10^{G2/10} + \ldots + 10^{GN/10})/N_{ANT}]$ dBi
Directional gain: 5925MHz: $10 \log[(10^{3.5/10} + 10^{3.2/10})/2]$= 3.35dBi /
6525MHz: $10 \log[(10^{2.7/10} + 10^{2.5/10})/2]$= 2.60dBi /7125MHz: $10 \log[(10^{2.5/10} + 10^{2.1/10})/2]$= 2.30dBi
The MIMO is uncorrelated and supported SDM(Spatial Division Multiplexing) mode only. This radio device doesn't support beamforming and Cyclic Delay Diversity (CDD).

This test report may be reproduced in full only. The document may only be updated by Audix Technology Corp. personnel. Any changes will be noted in the Document History section of the report.

Audix Technology Corp.
No. 491, Zhongfu Rd., Linkou Dist.,
New Taipei City244, Taiwan
Tel: +886 2 26099301
Fax: +886 2 26099303

SKU#2 (with LUXSHARE-ICT Antenna)

Mode	U-NII Band	Centre Frequency (MHz)	Average Conducted Output Power (dBm)		Duty Cycle Factor 10log(1/X) Note 3	Directional Antenna Gain (dBi) Note 4	Total E.I.R.P (dBm) Note 2	Limit (dBm)
			ANT A (AUX)	ANT B (Main)				
802.11ax-HE20	5	5955	-0.19	-0.02	N/A	4.48	7.39	24
		6175	-1.43	-0.77		4.48	6.40	
		6415	-1.20	-1.29		1.29	3.06	
	6	6435	-1.11	-1.13		1.29	3.18	
		6475	-1.34	-1.12		1.29	3.07	
		6515	-1.23	-1.47		1.29	2.95	
	7	6535	-2.45	-2.20		1.29	1.98	
		6695	-0.52	-0.80		1.29	3.64	
		6855	-2.24	-1.06		3.07	4.47	
	8	6875	-1.65	-0.62		3.07	4.98	
		6995	-2.91	-2.16		3.07	3.56	
		7115	-3.30	-2.21		3.07	3.36	
802.11ax-HE40	5	5965	5.96	3.94	N/A	4.48	12.56	24
		6165	4.34	4.25		4.48	11.79	
		6405	4.88	4.75		1.29	9.12	
	6	6445	5.79	4.27		1.29	9.40	
		6485	4.98	4.27		1.29	8.94	
	7	6525	4.08	4.73		1.29	8.72	
		6685	3.89	3.85		1.29	8.17	
		6845	4.38	3.95		3.07	10.25	
	8	6885	4.14	3.86		3.07	10.08	
		7005	3.81	3.10		3.07	9.55	
		7085	4.77	3.88		3.07	10.43	

Note: 1. All results have been included cable loss.
2. Total E.I.R.P = Average Conducted Output Power ANT A (AUX) + Average Conducted Output Power ANT B (Main) + Duty Cycle Factor + Directional gain.
3. Duty cycle factor is not applicable for duty cycle > 98%.
4. According to KDB 662911 D01 d) ii), transmit signals are completely uncorrelated, then
Directional gain = $10 \log[(10^{G1/10} + 10^{G2/10} + \ldots + 10^{GN/10})/N_{ANT}]$ dBi
Directional gain: 5925MHz: $10 \log[(10^{5.85/10} + 10^{2.48/10})/2]$= 4.48dBi /
6525MHz: $10 \log[(10^{1.19/10} + 10^{1.38/10})/2]$= 1.29dBi /7125MHz: $10 \log[(10^{3.99/10} + 10^{1.89/10})/2]$= 3.07dBi
The MIMO is uncorrelated and supported SDM(Spatial Division Multiplexing) mode only. This radio device doesn't support beamforming and Cyclic Delay Diversity (CDD).

This test report may be reproduced in full only. The document may only be updated by Audix Technology Corp. personnel. Any changes will be noted in the Document History section of the report.

Audix Technology Corp.
No. 491, Zhongfu Rd., Linkou Dist.,
New Taipei City244, Taiwan
Tel: +886 2 26099301
Fax: +886 2 26099303

Mode	U-NII Band	Centre Frequency (MHz)	Average Conducted Output Power (dBm)		Duty Cycle Factor 10log(1/X) Note 3	Directional Antenna Gain (dBi) Note 4	Total E.I.R.P (dBm) Note 2	Limit (dBm)
			ANT A (AUX)	ANT B (Main)				
802.11ax-HE80	5	5985	6.51	6.94	N/A	4.48	14.22	24
		6145	6.62	7.29		4.48	14.46	
		6385	7.02	6.65		1.29	11.14	
	6	6465	7.21	7.22		1.29	11.52	
		6545	6.98	7.07		1.29	11.33	
	7	6625	5.62	5.83		1.29	10.03	
		6705	5.44	4.92		1.29	9.49	
		6785	5.96	5.87		1.29	10.22	
	8	6865	5.64	5.63		3.07	11.72	
		6945	5.73	6.42		3.07	12.17	
		7025	5.95	6.00		3.07	12.06	
802.11ax-HE160	5	6025	9.90	9.94	N/A	4.48	17.41	24
		6185	10.17	10.22		4.48	17.69	
		6345	9.89	9.94		1.29	14.22	
	6	6505	9.95	9.53		1.29	14.05	
	7	6665	8.18	7.96		1.29	12.37	
		6825	8.65	8.74		1.29	13.00	
	8	6985	8.64	8.77		3.07	14.79	

Note: 1. All results have been included cable loss.
2. Total E.I.R.P = Average Conducted Output Power ANT A (AUX) + Average Conducted Output Power ANT B (Main) + Duty Cycle Factor + Directional gain.
3. Duty cycle factor is not applicable for duty cycle > 98%.
4. According to KDB 662911 D01 d) ii), transmit signals are completely uncorrelated, then
Directional gain = $10 \log[(10^{G1/10} + 10^{G2/10} + \ldots + 10^{GN/10})/N_{ANT}]$ dBi
Directional gain: 5925MHz: $10 \log[(10^{5.85/10} + 10^{2.48/10})/2]$= 4.48dBi /
6525MHz: $10 \log[(10^{1.19/10} + 10^{1.38/10})/2]$= 1.29dBi /7125MHz: $10 \log[(10^{3.99/10} + 10^{1.89/10})/2]$= 3.07dBi
The MIMO is uncorrelated and supported SDM(Spatial Division Multiplexing) mode only. This radio device doesn't support beamforming and Cyclic Delay Diversity (CDD).

This test report may be reproduced in full only. The document may only be updated by Audix Technology Corp. personnel. Any changes will be noted in the Document History section of the report.

Audix Technology Corp.
No. 491, Zhongfu Rd., Linkou Dist.,
New Taipei City244, Taiwan
Tel: +886 2 26099301
Fax: +886 2 26099303

- OFDMA Modulation

SKU#1 (with INPAQ Antenna)
Tones: 26T

Mode	U-NII Band	Centre Frequency (MHz)	Tones	Average Conducted Output power (dBm)									Directional Antenna Gain (dBi) Note 4	Max EIRP (dBm) Note 5
				RU Index 0			RU Index 4			RU Index 8				
				ANT A (AUX)	ANT B (Main)	Duty Cycle Factor 10log(1/X) Note 3	ANT A (AUX)	ANT B (Main)	Duty Cycle Factor 10log(1/X) Note 3	ANT A (AUX)	ANT B (Main)	Duty Cycle Factor 10log(1/X) Note 3		
802.11ax-HE20	5	5955	26T	-7.41	-5.63	0.141	-7.32	-5.76	0.141	-7.49	-6.56	0.141	3.35	0.07
		6175		-7.39	-6.38	0.141	-7.13	-6.22	0.141	-7.12	-7.07	0.141	3.35	-0.15
		6415		-8.37	-7.26	0.141	-8.36	-7.29	0.141	-8.32	-7.72	0.141	2.60	-2.03
	6	6435		-9.05	-6.95	0.141	-8.29	-7.21	0.141	-8.36	-7.54	0.141	2.60	-1.97
		6475		-9.77	-7.34	0.141	-8.33	-7.14	0.141	-8.54	-7.19	0.141	2.60	-1.94
		6515		-8.84	-7.59	0.141	-8.40	-7.38	0.141	-8.97	-7.53	0.141	2.60	-2.11
	7	6535		-9.31	-8.23	0.141	-9.30	-8.06	0.141	-9.76	-7.74	0.141	2.60	-2.88
		6695		-8.80	-7.48	0.141	-8.25	-7.39	0.141	-8.15	-7.76	0.141	2.60	-2.05
		6855		-7.66	-7.22	0.141	-7.55	-7.33	0.141	-7.77	-7.18	0.141	2.30	-1.98
	8	6875		-8.51	-7.32	0.141	-7.73	-6.73	0.141	-8.58	-7.60	0.141	2.30	-1.75
		6995		-7.62	-5.96	0.141	-7.50	-6.74	0.141	-7.57	-6.53	0.141	2.30	-1.26
		7115		-7.61	-6.31	0.141	-6.74	-5.56	0.141	-7.20	-6.46	0.141	2.60	-0.66

Mode	U-NII Band	Centre Frequency (MHz)	Tones	Average Conducted Output power (dBm)									Directional Antenna Gain (dBi) Note 4	Max EIRP (dBm) Note 5
				RU Index 0			RU Index 8			RU Index 17				
				ANT A (AUX)	ANT B (Main)	Duty Cycle Factor 10log(1/X) Note 3	ANT A (AUX)	ANT B (Main)	Duty Cycle Factor 10log(1/X) Note 3	ANT A (AUX)	ANT B (Main)	Duty Cycle Factor 10log(1/X) Note 3		
802.11ax-HE40	5	5965	26T	-7.94	-7.01	0.123	-7.79	-6.69	0.123	-7.91	-7.02	0.123	3.35	-0.72
		6165		-7.76	-7.63	0.123	-8.02	-7.10	0.123	-7.60	-7.29	0.123	3.35	-0.96
		6405		-8.35	-8.92	0.123	-8.48	-7.92	0.123	-9.08	-8.66	0.123	2.60	-2.46
	6	6445		-9.05	-7.50	0.123	-8.74	-8.10	0.123	-8.18	-8.61	0.123	2.60	-2.47
		6485		-8.34	-7.05	0.123	-8.21	-8.22	0.123	-8.52	-8.23	0.123	2.60	-1.91
	7	6525		-7.89	-8.18	0.123	-8.45	-8.34	0.123	-8.78	-8.53	0.123	2.60	-2.30
		6685		-9.68	-9.26	0.123	-9.69	-9.16	0.123	-9.59	-9.34	0.123	2.60	-3.68
		6845		-9.22	-8.14	0.123	-9.47	-8.75	0.123	-9.17	-8.22	0.123	2.30	-3.21
	8	6885		-8.84	-8.28	0.123	-9.48	-8.55	0.123	-9.20	-8.78	0.123	2.30	-3.12
		7005		-8.46	-8.18	0.123	-8.57	-8.82	0.123	-8.87	-7.97	0.123	2.30	-2.88
		7085		-8.15	-8.47	0.123	-8.26	-8.30	0.123	-8.56	-8.05	0.123	2.30	-2.85

Note: 1. All results have been included cable loss.
2. EIRP limit is 24dBm
3. Duty cycle factor is not applicable for duty cycle > 98%.
4. According to KDB 662911 D01 d) ii), transmit signals are completely uncorrelated, then
Directional gain = $10 \log[(10^{G1/10} + 10^{G2/10} + \ldots + 10^{GN/10})/N_{ANT}]$ dBi
Directional gain: 5925MHz: $10 \log[(10^{3.5/10} + 10^{3.2/10})/2]$= 3.35dBi /
6525MHz: $10 \log[(10^{2.7/10} + 10^{2.5/10})/2]$= 2.60dBi /7125MHz: $10 \log[(10^{2.5/10} + 10^{2.1/10})/2]$= 2.30dBi
The MIMO is uncorrelated and supported SDM(Spatial Division Multiplexing) mode only. This radio device doesn't support beamforming and Cyclic Delay Diversity (CDD).
5. Max EIRP = Max of Average Conducted Output Power [ANT A (AUX)+ ANT B (Main)+ Duty Cycle Factor]+ Directional gain.

This test report may be reproduced in full only. The document may only be updated by Audix Technology Corp. personnel. Any changes will be noted in the Document History section of the report.

Audix Technology Corp.
No. 491, Zhongfu Rd., Linkou Dist.,
New Taipei City244, Taiwan
Tel: +886 2 26099301
Fax: +886 2 26099303

Mode	U-NII Band	Centre Frequency (MHz)	Tones	Average Conducted Output power (dBm)									Directional Antenna Gain (dBi) Note 4	Max EIRP (dBm) Note 5
				RU Index 0			RU Index 18			RU Index 36				
				ANT A (AUX)	ANT B (Main)	Duty Cycle Factor 10log(1/X) Note 3	ANT A (AUX)	ANT B (Main)	Duty Cycle Factor 10log(1/X) Note 3	ANT A (AUX)	ANT B (Main)	Duty Cycle Factor 10log(1/X) Note 3		
802.11ax-HE80	5	5985	26T	-8.14	-6.94	0.141	-6.71	-7.24	0.141	-7.94	-7.48	0.141	3.35	-0.47
		6145		-9.17	-8.42	0.141	-7.42	-6.90	0.141	-8.87	-7.61	0.141	3.35	-0.65
		6385		-7.90	-8.58	0.141	-7.52	-8.19	0.141	-8.69	-7.67	0.141	2.60	-2.09
	6	6465		-7.89	-8.09	0.141	-8.36	-6.64	0.141	-8.48	-7.72	0.141	2.60	-1.66
		6545		-9.42	-8.39	0.141	-8.04	-7.96	0.141	-8.95	-8.96	0.141	2.60	-2.25
	7	6625		-10.39	-8.78	0.141	-9.51	-8.42	0.141	-9.80	-9.05	0.141	2.60	-3.18
		6705		-9.01	-9.34	0.141	-9.13	-8.49	0.141	-9.13	-9.19	0.141	2.60	-3.05
		6785		-9.19	-8.42	0.141	-7.62	-7.22	0.141	-8.58	-8.64	0.141	2.60	-1.66
	8	6865		-8.37	-8.51	0.141	-8.15	-8.08	0.141	-9.43	-7.78	0.141	2.30	-2.66
		6945		-8.34	-6.91	0.141	-7.52	-6.45	0.141	-8.72	-7.36	0.141	2.30	-1.50
		7025		-8.33	-7.86	0.141	-8.17	-7.47	0.141	-8.50	-8.27	0.141	2.30	-2.35

Mode	U-NII Band	Centre Frequency (MHz)	Tones	Average Conducted Output power (dBm)									Directional Antenna Gain (dBi) Note 4	Max EIRP (dBm) Note 5
				RU Index 0			RU Index 18			RU Index 36				
				ANT A (AUX)	ANT B (Main)	Duty Cycle Factor 10log(1/X) Note 3	ANT A (AUX)	ANT B (Main)	Duty Cycle Factor 10log(1/X) Note 3	ANT A (AUX)	ANT B (Main)	Duty Cycle Factor 10log(1/X) Note 3		
802.11ax-HE160 (80L)	5	6025	26T	-8.00	-8.63	0.141	-7.53	-7.42	0.141	-6.88	-6.61	0.141	3.35	-0.24
		6185		-8.33	-8.89	0.141	-7.06	-7.34	0.141	-8.02	-7.06	0.141	3.35	-0.70
		6345		-9.11	-9.08	0.141	-7.22	-7.51	0.141	-8.40	-8.40	0.141	2.60	-1.61
	6	6505		-10.03	-9.17	0.141	-9.13	-8.15	0.141	-7.63	-8.15	0.141	2.60	-2.13
	7	6665		-11.25	-10.61	0.141	-9.86	-9.14	0.141	-9.03	-9.25	0.141	2.60	-3.39
		6825		-10.20	-9.95	0.141	-8.97	-8.44	0.141	-8.24	-8.62	0.141	2.60	-2.67
	8	6985		-8.82	-8.60	0.141	-7.92	-7.49	0.141	-8.98	-7.50	0.141	2.30	-2.25

Mode	U-NII Band	Centre Frequency (MHz)	Tones	Average Conducted Output power (dBm)									Directional Antenna Gain (dBi) Note 4	Max EIRP (dBm) Note 5
				RU Index S0			RU Index S18			RU Index S36				
				ANT A (AUX)	ANT B (Main)	Duty Cycle Factor 10log(1/X) Note 3	ANT A (AUX)	ANT B (Main)	Duty Cycle Factor 10log(1/X) Note 3	ANT A (AUX)	ANT B (Main)	Duty Cycle Factor 10log(1/X) Note 3		
802.11ax-HE160 (80H)	5	6025	26T	-7.77	-7.41	0.141	-6.86	-7.70	0.141	-8.55	-8.50	0.141	3.35	-0.76
		6185		-7.76	-7.57	0.141	-7.60	-7.80	0.141	-8.81	-8.99	0.141	3.35	-1.16
		6345		-9.15	-7.66	0.141	-8.79	-8.65	0.141	-9.84	-9.73	0.141	2.60	-2.59
	6	6505		-8.11	-7.96	0.141	-8.44	-8.64	0.141	-9.84	-10.38	0.141	2.60	-2.28
	7	6665		-8.72	-9.39	0.141	-10.14	-9.21	0.141	-10.51	-10.61	0.141	2.60	-3.29
		6825		-8.49	-8.92	0.141	-8.94	-8.47	0.141	-10.22	-9.74	0.141	2.60	-2.95
	8	6985		-8.27	-6.76	0.141	-8.07	-7.81	0.141	-9.56	-9.41	0.141	2.30	-2.00

Note: 1. All results have been included cable loss.
2. EIRP limit is 24dBm
3. Duty cycle factor is not applicable for duty cycle > 98%.
4. According to KDB 662911 D01 d) ii), transmit signals are completely uncorrelated, then
Directional gain = $10 \log[(10^{G1/10} + 10^{G2/10} + \ldots + 10^{GN/10})/N_{ANT}]$ dBi
Directional gain: 5925MHz: $10 \log[(10^{3.5/10} + 10^{3.2/10})/2]$= 3.35dBi /
6525MHz: $10 \log[(10^{2.7/10} + 10^{2.5/10})/2]$= 2.60dBi /7125MHz: $10 \log[(10^{2.5/10} + 10^{2.1/10})/2]$= 2.30dBi
The MIMO is uncorrelated and supported SDM(Spatial Division Multiplexing) mode only. This radio device doesn't support beamforming and Cyclic Delay Diversity (CDD).
5. Max EIRP = Max of Average Conducted Output Power [ANT A (AUX)+ ANT B (Main)+ Duty Cycle Factor]+ Directional gain.

This test report may be reproduced in full only. The document may only be updated by Audix Technology Corp. personnel. Any changes will be noted in the Document History section of the report.

Audix Technology Corp.
No. 491, Zhongfu Rd., Linkou Dist.,
New Taipei City244, Taiwan
Tel: +886 2 26099301
Fax: +886 2 26099303

Tones: 52T

Mode	U-NII Band	Centre Frequency (MHz)	Tones	Average Conducted Output power (dBm)									Directional Antenna Gain (dBi) Note 4	Max EIRP (dBm) Note 5
				RU Index 37			RU Index 39			RU Index 40				
				ANT A (AUX)	ANT B (Main)	Duty Cycle Factor 10log(1/X) Note 3	ANT A (AUX)	ANT B (Main)	Duty Cycle Factor 10log(1/X) Note 3	ANT A (AUX)	ANT B (Main)	Duty Cycle Factor 10log(1/X) Note 3		
802.11ax-HE20	5	5955	52T	-5.30	-6.66	0.141	-5.32	-6.82	0.141	-5.69	-5.65	0.141	3.35	0.83
		6175		-5.69	-4.78	0.141	-5.34	-4.52	0.141	-4.77	-4.15	0.141	3.35	2.05
		6415		-6.66	-6.12	0.141	-7.45	-5.82	0.141	-5.93	-5.77	0.141	2.60	-0.10
	6	6435		-7.49	-5.63	0.141	-7.88	-6.32	0.141	-6.94	-5.92	0.141	2.60	-0.65
		6475		-7.40	-6.09	0.141	-8.16	-5.24	0.141	-6.30	-5.52	0.141	2.60	-0.14
		6515		-8.57	-5.61	0.141	-8.30	-5.28	0.141	-6.55	-5.46	0.141	2.60	-0.22
	7	6535		-9.39	-6.11	0.141	-9.49	-6.54	0.141	-6.90	-6.29	0.141	2.60	-0.83
		6695		-7.02	-4.23	0.141	-6.63	-4.33	0.141	-5.58	-3.87	0.141	2.60	1.11
		6855		-3.92	-4.39	0.141	-4.11	-4.38	0.141	-5.99	-4.48	0.141	2.30	1.30
	8	6875		-4.05	-4.99	0.141	-4.46	-4.87	0.141	-5.51	-5.02	0.141	2.30	0.96
		6995		-3.41	-4.46	0.141	-3.20	-3.48	0.141	-5.26	-3.80	0.141	2.30	2.11
		7115		-4.97	-3.60	0.141	-5.02	-4.39	0.141	-8.43	-8.68	0.141	2.60	1.22

Mode	U-NII Band	Centre Frequency (MHz)	Tones	Average Conducted Output power (dBm)									Directional Antenna Gain (dBi) Note 4	Max EIRP (dBm) Note 5
				RU Index 37			RU Index 40			RU Index 44				
				ANT A (AUX)	ANT B (Main)	Duty Cycle Factor 10log(1/X) Note 3	ANT A (AUX)	ANT B (Main)	Duty Cycle Factor 10log(1/X) Note 3	ANT A (AUX)	ANT B (Main)	Duty Cycle Factor 10log(1/X) Note 3		
802.11ax-HE40	5	5965	52T	-4.44	-3.76	0.123	-4.16	-4.34	0.123	-4.28	-3.67	0.123	3.35	2.52
		6165		-4.32	-4.44	0.123	-4.12	-4.79	0.123	-4.13	-4.60	0.123	3.35	2.12
		6405		-5.48	-4.54	0.123	-5.61	-5.02	0.123	-6.28	-4.99	0.123	2.60	0.75
	6	6445		-5.31	-5.32	0.123	-5.77	-4.81	0.123	-6.02	-4.59	0.123	2.60	0.49
		6485		-5.78	-5.08	0.123	-6.51	-5.51	0.123	-6.11	-4.70	0.123	2.60	0.39
	7	6525		-5.80	-5.00	0.123	-6.07	-5.44	0.123	-6.28	-5.32	0.123	2.60	0.35
		6685		-6.25	-6.33	0.123	-7.24	-5.73	0.123	-6.91	-6.54	0.123	2.60	-0.56
		6845		-5.87	-6.28	0.123	-5.76	-5.91	0.123	-5.89	-5.68	0.123	2.30	-0.35
	8	6885		-6.84	-5.85	0.123	-6.27	-5.72	0.123	-6.60	-5.67	0.123	2.30	-0.55
		7005		-5.64	-4.92	0.123	-5.03	-4.03	0.123	-6.18	-4.64	0.123	2.30	0.93
		7085		-5.04	-4.30	0.123	-5.38	-4.75	0.123	-5.08	-4.63	0.123	2.30	0.78

Note: 1. All results have been included cable loss.
2. EIRP limit is 24dBm
3. Duty cycle factor is not applicable for duty cycle > 98%.
4. According to KDB 662911 D01 d) ii), transmit signals are completely uncorrelated, then
Directional gain = 10 log[($10^{G1/10}$ + $10^{G2/10}$ + … + $10^{GN/10}$)/N_{ANT}] dBi
Directional gain: 5925MHz: 10 log[($10^{3.5/10}$ +$10^{3.2/10}$)/2]= 3.35dBi /
6525MHz: 10 log[($10^{2.7/10}$ +$10^{2.5/10}$)/2]= 2.60dBi /7125MHz: 10 log[($10^{2.5/10}$ +$10^{2.1/10}$)/2]= 2.30dBi
The MIMO is uncorrelated and supported SDM(Spatial Division Multiplexing) mode only. This radio device doesn't support beamforming and Cyclic Delay Diversity (CDD).
5. Max EIRP = Max of Average Conducted Output Power [ANT A (AUX)+ ANT B (Main)+ Duty Cycle Factor]+ Directional gain.

This test report may be reproduced in full only. The document may only be updated by Audix Technology Corp. personnel. Any changes will be noted in the Document History section of the report.

Audix Technology Corp.
No. 491, Zhongfu Rd., Linkou Dist.,
New Taipei City244, Taiwan
Tel: +886 2 26099301
Fax: +886 2 26099303

Mode	U-NII Band	Centre Frequency (MHz)	Tones	Average Conducted Output power (dBm)									Directional Antenna Gain (dBi) Note 4	Max EIRP (dBm) Note 5
				RU Index 37			RU Index 44			RU Index 52				
				ANT A (AUX)	ANT B (Main)	Duty Cycle Factor 10log(1/X) Note 3	ANT A (AUX)	ANT B (Main)	Duty Cycle Factor 10log(1/X) Note 3	ANT A (AUX)	ANT B (Main)	Duty Cycle Factor 10log(1/X) Note 3		
802.11ax-HE80	5	5985	52T	-4.79	-3.88	0.141	-4.27	-3.62	0.141	-4.76	-4.83	0.141	3.35	2.57
		6145		-5.13	-4.38	0.141	-4.98	-3.67	0.141	-5.36	-4.85	0.141	3.35	2.23
		6385		-5.96	-5.69	0.141	-5.46	-4.11	0.141	-6.38	-5.52	0.141	2.60	1.02
	6	6465		-5.89	-4.81	0.141	-5.93	-5.00	0.141	-6.69	-5.49	0.141	2.60	0.43
		6545		-6.46	-6.17	0.141	-6.41	-6.03	0.141	-7.16	-6.46	0.141	2.60	-0.46
	7	6625		-6.94	-6.05	0.141	-6.78	-6.04	0.141	-7.36	-6.88	0.141	2.60	-0.64
		6705		-7.11	-6.48	0.141	-6.28	-6.16	0.141	-8.09	-6.68	0.141	2.60	-0.47
		6785		-5.95	-5.82	0.141	-5.04	-5.51	0.141	-6.98	-5.73	0.141	2.60	0.48
	8	6865		-6.42	-6.30	0.141	-6.54	-5.50	0.141	-6.30	-5.46	0.141	2.30	-0.41
		6945		-5.07	-4.30	0.141	-4.45	-3.77	0.141	-5.81	-4.44	0.141	2.30	1.35
		7025		-5.68	-5.24	0.141	-4.75	-4.54	0.141	-6.21	-4.98	0.141	2.30	0.81

Mode	U-NII Band	Centre Frequency (MHz)	Tones	Average Conducted Output power (dBm)									Directional Antenna Gain (dBi) Note 4	Max EIRP (dBm) Note 5
				RU Index 37			RU Index 44			RU Index 52				
				ANT A (AUX)	ANT B (Main)	Duty Cycle Factor 10log(1/X) Note 3	ANT A (AUX)	ANT B (Main)	Duty Cycle Factor 10log(1/X) Note 3	ANT A (AUX)	ANT B (Main)	Duty Cycle Factor 10log(1/X) Note 3		
802.11ax-HE160 (80L)	5	6025	52T	-5.76	-5.83	0.141	-4.71	-4.72	0.141	-4.54	-3.64	0.141	3.35	2.43
		6185		-6.26	-6.21	0.141	-4.91	-5.07	0.141	-4.33	-3.76	0.141	3.35	2.47
		6345		-6.36	-6.23	0.141	-5.69	-5.54	0.141	-5.18	-4.21	0.141	2.60	1.08
	6	6505		-7.95	-6.33	0.141	-7.07	-5.12	0.141	-6.05	-4.93	0.141	2.60	0.30
	7	6665		-9.16	-7.62	0.141	-7.87	-6.42	0.141	-7.02	-6.00	0.141	2.60	-0.73
		6825		-7.26	-7.48	0.141	-6.44	-5.59	0.141	-6.39	-5.97	0.141	2.60	-0.24
	8	6985		-6.36	-6.42	0.141	-5.59	-4.33	0.141	-5.01	-3.76	0.141	2.30	1.11

Mode	U-NII Band	Centre Frequency (MHz)	Tones	Average Conducted Output power (dBm)									Directional Antenna Gain (dBi) Note 4	Max EIRP (dBm) Note 5
				RU Index S37			RU Index S44			RU Index S52				
				ANT A (AUX)	ANT B (Main)	Duty Cycle Factor 10log(1/X) Note 3	ANT A (AUX)	ANT B (Main)	Duty Cycle Factor 10log(1/X) Note 3	ANT A (AUX)	ANT B (Main)	Duty Cycle Factor 10log(1/X) Note 3		
802.11ax-HE160 (80H)	5	6025	52T	-4.43	-4.12	0.141	-4.62	-3.70	0.141	-6.28	-5.68	0.141	3.35	2.37
		6185		-4.35	-4.02	0.141	-4.57	-4.09	0.141	-7.01	-6.36	0.141	3.35	2.32
		6345		-5.68	-4.83	0.141	-5.87	-4.99	0.141	-8.04	-6.79	0.141	2.60	0.52
	6	6505		-5.92	-4.63	0.141	-6.90	-5.94	0.141	-8.00	-7.20	0.141	2.60	0.52
	7	6665		-7.52	-6.03	0.141	-7.64	-8.80	0.141	-9.17	-8.24	0.141	2.60	-0.96
		6825		-5.32	-5.26	0.141	-6.46	-5.40	0.141	-7.74	-7.46	0.141	2.60	0.46
	8	6985		-4.93	-4.17	0.141	-5.58	-4.64	0.141	-7.78	-6.01	0.141	2.30	0.92

Note: 1. All results have been included cable loss.
2. EIRP limit is 24dBm
3. Duty cycle factor is not applicable for duty cycle > 98%.
4. According to KDB 662911 D01 d) ii), transmit signals are completely uncorrelated, then
Directional gain = $10 \log[(10^{G1/10} + 10^{G2/10} + \ldots + 10^{GN/10})/N_{ANT}]$ dBi
Directional gain: 5925MHz: $10 \log[(10^{3.5/10} + 10^{3.2/10})/2]$= 3.35dBi /
6525MHz: $10 \log[(10^{2.7/10} + 10^{2.5/10})/2]$= 2.60dBi /7125MHz: $10 \log[(10^{2.5/10} + 10^{2.1/10})/2]$= 2.30dBi
The MIMO is uncorrelated and supported SDM(Spatial Division Multiplexing) mode only. This radio device doesn't support beamforming and Cyclic Delay Diversity (CDD).
5. Max EIRP = Max of Average Conducted Output Power [ANT A (AUX)+ ANT B (Main)+ Duty Cycle Factor]+ Directional gain.

This test report may be reproduced in full only. The document may only be updated by Audix Technology Corp. personnel. Any changes will be noted in the Document History section of the report.

Audix Technology Corp.
No. 491, Zhongfu Rd., Linkou Dist.,
New Taipei City244, Taiwan
Tel: +886 2 26099301
Fax: +886 2 26099303

Tones: 106T

Mode	U-NII Band	Centre Frequency (MHz)	Tones	Average Conducted Output power (dBm)						Directional Antenna Gain (dBi) Note 4	Max EIRP (dBm) Note 5
				RU Index 53			RU Index 54				
				ANT A (AUX)	ANT B (Main)	Duty Cycle Factor 10log(1/X) Note 3	ANT A (AUX)	ANT B (Main)	Duty Cycle Factor 10log(1/X) Note 3		
802.11ax-HE20	5	5955	106T	-0.42	0.07	0.141	-0.60	-0.95	0.141	3.35	6.33
		6175		-1.29	-1.24	0.141	-0.95	-1.58	0.141	3.35	5.25
		6415		-3.01	-2.95	0.141	-3.21	-2.38	0.141	2.60	2.98
	6	6435		-2.65	-1.80	0.141	-2.29	-1.62	0.141	2.60	3.81
		6475		-2.71	-1.94	0.141	-3.09	-2.14	0.141	2.60	3.44
		6515		-3.21	-1.72	0.141	-2.65	-1.59	0.141	2.60	3.66
	7	6535		-4.19	-2.76	0.141	-3.83	-2.70	0.141	2.60	2.52
		6695		-3.51	-3.30	0.141	-3.18	-2.43	0.141	2.60	2.96
		6855		-2.84	-2.83	0.141	-2.75	-2.25	0.141	2.30	2.96
	8	6875		-2.62	-2.35	0.141	-2.90	-1.99	0.141	2.30	3.03
		6995		-2.17	-1.52	0.141	-2.70	-1.03	0.141	2.30	3.67
		7115		-1.79	-1.76	0.141	-8.67	-8.84	0.141	2.60	3.68

Mode	U-NII Band	Centre Frequency (MHz)	Tones	Average Conducted Output power (dBm)									Directional Antenna Gain (dBi) Note 4	Max EIRP (dBm) Note 5
				RU Index 53			RU Index 54			RU Index 56				
				ANT A (AUX)	ANT B (Main)	Duty Cycle Factor 10log(1/X) Note 3	ANT A (AUX)	ANT B (Main)	Duty Cycle Factor 10log(1/X) Note 3	ANT A (AUX)	ANT B (Main)	Duty Cycle Factor 10log(1/X) Note 3		
802.11ax-HE40	5	5965	106T	-0.14	-0.50	0.123	-0.43	-0.51	0.123	-1.30	-0.84	0.123	3.35	6.17
		6165		-1.50	-1.42	0.123	-1.13	-1.08	0.123	-1.86	-0.98	0.123	3.35	5.38
		6405		-3.00	-2.66	0.123	-3.18	-1.40	0.123	-2.99	-2.15	0.123	2.60	3.53
	6	6445		-2.86	-1.49	0.123	-2.59	-1.41	0.123	-2.06	-2.15	0.123	2.60	3.77
		6485		-3.12	-1.64	0.123	-2.75	-1.61	0.123	-2.22	-2.03	0.123	2.60	3.61
	7	6525		-2.92	-2.22	0.123	-3.22	-2.17	0.123	-3.60	-2.13	0.123	2.60	3.18
		6685		-2.86	-3.28	0.123	-3.83	-3.56	0.123	-2.84	-3.27	0.123	2.60	2.68
		6845		-2.49	-2.75	0.123	-2.29	-2.72	0.123	-2.32	-2.56	0.123	2.30	2.99
	8	6885		-3.37	-2.84	0.123	-2.64	-2.16	0.123	-2.29	-2.72	0.123	2.30	3.04
		7005		-2.05	-1.92	0.123	-2.13	-1.49	0.123	-2.45	-1.51	0.123	2.30	3.64
		7085		-1.26	-1.68	0.123	-1.89	-1.02	0.123	-2.32	-2.07	0.123	2.30	4.00

Note: 1. All results have been included cable loss.
2. EIRP limit is 24dBm
3. Duty cycle factor is not applicable for duty cycle > 98%.
4. According to KDB 662911 D01 d) ii), transmit signals are completely uncorrelated, then
Directional gain = 10 log[($10^{G1/10}$ + $10^{G2/10}$ + … + $10^{GN/10}$)/N_{ANT}] dBi
Directional gain: 5925MHz: 10 log[($10^{3.5/10}$ +$10^{3.2/10}$)/2]= 3.35dBi /
6525MHz: 10 log[($10^{2.7/10}$ +$10^{2.5/10}$)/2]= 2.60dBi /7125MHz: 10 log[($10^{2.5/10}$ +$10^{2.1/10}$)/2]= 2.30dBi
The MIMO is uncorrelated and supported SDM(Spatial Division Multiplexing) mode only. This radio device doesn't support beamforming and Cyclic Delay Diversity (CDD).
5. Max EIRP = Max of Average Conducted Output Power [ANT A (AUX)+ ANT B (Main)+ Duty Cycle Factor]+ Directional gain.

This test report may be reproduced in full only. The document may only be updated by Audix Technology Corp. personnel. Any changes will be noted in the Document History section of the report.

Audix Technology Corp.
No. 491, Zhongfu Rd., Linkou Dist.,
New Taipei City244, Taiwan
Tel: +886 2 26099301
Fax: +886 2 26099303

Mode	U-NII Band	Centre Frequency (MHz)	Tones	Average Conducted Output power (dBm)									Directional Antenna Gain (dBi) Note 4	Max EIRP (dBm) Note 5
				RU Index 53			RU Index 56			RU Index 60				
				ANT A (AUX)	ANT B (Main)	Duty Cycle Factor 10log(1/X) Note 3	ANT A (AUX)	ANT B (Main)	Duty Cycle Factor 10log(1/X) Note 3	ANT A (AUX)	ANT B (Main)	Duty Cycle Factor 10log(1/X) Note 3		
802.11ax-HE80	5	5985	106T	-0.88	-1.53	0.141	-0.26	-0.77	0.141	-0.95	-1.26	0.141	3.35	5.99
		6145		-1.08	-2.12	0.141	-1.04	-1.42	0.141	-1.51	-2.16	0.141	3.35	5.28
		6385		-2.18	-1.79	0.141	-1.93	-1.60	0.141	-3.07	-2.30	0.141	2.60	3.99
	6	6465		-2.31	-1.78	0.141	-2.42	-1.58	0.141	-2.55	-2.14	0.141	2.60	3.77
		6545		-2.94	-2.03	0.141	-2.68	-2.14	0.141	-4.05	-2.42	0.141	2.60	3.35
	7	6625		-4.04	-2.70	0.141	-4.02	-3.03	0.141	-3.92	-3.49	0.141	2.60	2.43
		6705		-4.17	-3.02	0.141	-3.53	-3.37	0.141	-4.07	-3.21	0.141	2.60	2.30
		6785		-2.99	-2.88	0.141	-2.41	-2.32	0.141	-2.45	-2.39	0.141	2.60	3.39
	8	6865		-2.82	-2.78	0.141	-2.41	-2.54	0.141	-3.31	-2.95	0.141	2.30	2.98
		6945		-1.77	-1.69	0.141	-1.85	-0.81	0.141	-2.76	-1.32	0.141	2.30	4.15
		7025		-2.63	-1.25	0.141	-2.71	-1.75	0.141	-3.27	-2.02	0.141	2.30	3.57

Mode	U-NII Band	Centre Frequency (MHz)	Tones	Average Conducted Output power (dBm)									Directional Antenna Gain (dBi) Note 4	Max EIRP (dBm) Note 5
				RU Index 53			RU Index 56			RU Index 60				
				ANT A (AUX)	ANT B (Main)	Duty Cycle Factor 10log(1/X) Note 3	ANT A (AUX)	ANT B (Main)	Duty Cycle Factor 10log(1/X) Note 3	ANT A (AUX)	ANT B (Main)	Duty Cycle Factor 10log(1/X) Note 3		
802.11ax-HE160 (80L)	5	6025	106T	-2.11	-2.12	0.141	-1.24	-1.09	0.141	-0.86	-0.45	0.141	3.35	5.85
		6185		-2.26	-2.70	0.141	-1.42	-1.55	0.141	-0.48	-0.66	0.141	3.35	5.93
		6345		-3.36	-2.71	0.141	-2.21	-2.08	0.141	-2.12	-1.73	0.141	2.60	3.83
	6	6505		-3.98	-2.84	0.141	-2.69	-2.21	0.141	-3.04	-1.76	0.141	2.60	3.40
	7	6665		-5.54	-4.37	0.141	-4.24	-3.09	0.141	-3.68	-2.71	0.141	2.60	2.58
		6825		-3.85	-4.02	0.141	-2.49	-3.42	0.141	-2.14	-2.74	0.141	2.60	3.32
	8	6985		-3.74	-2.85	0.141	-1.93	-1.08	0.141	-2.56	-1.02	0.141	2.30	3.97

Mode	U-NII Band	Centre Frequency (MHz)	Tones	Average Conducted Output power (dBm)									Directional Antenna Gain (dBi) Note 4	Max EIRP (dBm) Note 5
				RU Index S53			RU Index S56			RU Index S60				
				ANT A (AUX)	ANT B (Main)	Duty Cycle Factor 10log(1/X) Note 3	ANT A (AUX)	ANT B (Main)	Duty Cycle Factor 10log(1/X) Note 3	ANT A (AUX)	ANT B (Main)	Duty Cycle Factor 10log(1/X) Note 3		
802.11ax-HE160 (80H)	5	6025	106T	-0.62	-1.02	0.141	-0.49	-1.48	0.141	-2.60	-2.66	0.141	3.35	5.69
		6185		-1.38	-1.00	0.141	-1.11	-1.24	0.141	-2.46	-2.49	0.141	3.35	5.33
		6345		-2.09	-1.42	0.141	-2.68	-1.68	0.141	-4.06	-3.11	0.141	2.60	4.01
	6	6505		-2.33	-1.80	0.141	-3.44	-2.34	0.141	-5.18	-4.06	0.141	2.60	3.69
	7	6665		-3.55	-2.78	0.141	-3.35	-3.24	0.141	-5.74	-5.26	0.141	2.60	2.60
		6825		-2.28	-2.93	0.141	-2.84	-2.69	0.141	-3.87	-4.11	0.141	2.60	3.16
	8	6985		-2.21	-1.47	0.141	-2.78	-2.64	0.141	-4.06	-2.90	0.141	2.30	3.63

Note: 1. All results have been included cable loss.
2. EIRP limit is 24dBm
3. Duty cycle factor is not applicable for duty cycle > 98%.
4. According to KDB 662911 D01 d) ii), transmit signals are completely uncorrelated, then
Directional gain = $10 \log[(10^{G1/10} + 10^{G2/10} + \ldots + 10^{GN/10})/N_{ANT}]$ dBi
Directional gain: 5925MHz: $10 \log[(10^{3.5/10} + 10^{3.2/10})/2]$= 3.35dBi /
6525MHz: $10 \log[(10^{2.7/10} + 10^{2.5/10})/2]$= 2.60dBi /7125MHz: $10 \log[(10^{2.5/10} + 10^{2.1/10})/2]$= 2.30dBi
The MIMO is uncorrelated and supported SDM(Spatial Division Multiplexing) mode only. This radio device doesn't support beamforming and Cyclic Delay Diversity (CDD).
5. Max EIRP = Max of Average Conducted Output Power [ANT A (AUX)+ ANT B (Main)+ Duty Cycle Factor]+ Directional gain.

This test report may be reproduced in full only. The document may only be updated by Audix Technology Corp. personnel. Any changes will be noted in the Document History section of the report.

Audix Technology Corp.
No. 491, Zhongfu Rd., Linkou Dist.,
New Taipei City244, Taiwan
Tel: +886 2 26099301
Fax: +886 2 26099303

Tones: 242T

Mode	U-NII Band	Centre Frequency (MHz)	Tones	Average Conducted Output power (dBm) RU Index 61 ANT A (AUX)	ANT B (Main)	Duty Cycle Factor 10log(1/X) Note 3	Directional Antenna Gain (dBi) Note 4	Max EIRP (dBm) Note 5
802.11ax-HE20	5	5955	242T	1.82	1.55	0.141	3.35	8.19
		6175		1.47	0.97	0.141	3.35	7.73
		6415		2.07	0.66	0.141	2.60	7.17
	6	6435		1.49	0.55	0.141	2.60	6.80
		6475		1.76	0.45	0.141	2.60	6.91
		6515		0.86	0.89	0.141	2.60	6.63
	7	6535		-0.69	-0.7	0.141	2.60	5.06
		6695		-0.5	-0.07	0.141	2.60	5.47
		6855		0.67	-0.58	0.141	2.30	5.54
	8	6875		0.21	-0.24	0.141	2.30	5.44
		6995		0.99	0.8	0.141	2.30	6.35
		7115		-4.88	-5.57	0.141	2.60	0.24

Mode	U-NII Band	Centre Frequency (MHz)	Tones	Average Conducted Output power (dBm) RU Index 61 ANT A (AUX)	ANT B (Main)	Duty Cycle Factor 10log(1/X) Note 3	RU Index 62 ANT A (AUX)	ANT B (Main)	Duty Cycle Factor 10log(1/X) Note 3	Directional Antenna Gain (dBi) Note 4	Max EIRP (dBm) Note 5
802.11ax-HE40	5	5965	242T	2.39	1.51	0.123	2.14	0.57	0.123	3.35	8.46
		6165		2.01	1.6	0.123	1.62	1.62	0.123	3.35	8.29
		6405		1.7	1.62	0.123	2.25	0.98	0.123	2.60	7.39
	6	6445		1.12	0.37	0.123	0.91	1.1	0.123	2.60	6.74
		6485		1.34	0.89	0.123	1.39	0.9	0.123	2.60	6.89
	7	6525		1.68	0.13	0.123	2.12	1.73	0.123	2.60	7.66
		6685		-0.61	-0.84	0.123	-1	-0.64	0.123	2.60	5.01
		6845		0.12	0.12	0.123	-0.26	0.43	0.123	2.30	5.55
	8	6885		0.18	0.32	0.123	-0.27	-0.33	0.123	2.30	5.68
		7005		1.07	0.84	0.123	0.88	0.94	0.123	2.30	6.39
		7085		0.48	1.2	0.123	1.23	1.93	0.123	2.30	7.03

Note: 1. All results have been included cable loss.
2. EIRP limit is 24dBm
3. Duty cycle factor is not applicable for duty cycle > 98%.
4. According to KDB 662911 D01 d) ii), transmit signals are completely uncorrelated, then
Directional gain = $10 \log[(10^{G1/10} + 10^{G2/10} + \ldots + 10^{GN/10})/N_{ANT}]$ dBi
Directional gain: 5925MHz: $10 \log[(10^{3.5/10} + 10^{3.2/10})/2]$= 3.35dBi /
6525MHz: $10 \log[(10^{2.7/10} + 10^{2.5/10})/2]$= 2.60dBi /7125MHz: $10 \log[(10^{2.5/10} + 10^{2.1/10})/2]$= 2.30dBi
The MIMO is uncorrelated and supported SDM(Spatial Division Multiplexing) mode only. This radio device doesn't support beamforming and Cyclic Delay Diversity (CDD).
5. Max EIRP = Max of Average Conducted Output Power [ANT A (AUX)+ ANT B (Main)+ Duty Cycle Factor]+ Directional gain.

This test report may be reproduced in full only. The document may only be updated by Audix Technology Corp. personnel. Any changes will be noted in the Document History section of the report.

Audix Technology Corp.
No. 491, Zhongfu Rd., Linkou Dist.,
New Taipei City244, Taiwan
Tel: +886 2 26099301
Fax: +886 2 26099303

Mode	U-NII Band	Centre Frequency (MHz)	Tones	Average Conducted Output power (dBm)									Directional Antenna Gain (dBi) Note 4	Max EIRP (dBm) Note 5
				RU Index 61			RU Index 62			RU Index 64				
				ANT A (AUX)	ANT B (Main)	Duty Cycle Factor 10log(1/X) Note 3	ANT A (AUX)	ANT B (Main)	Duty Cycle Factor 10log(1/X) Note 3	ANT A (AUX)	ANT B (Main)	Duty Cycle Factor 10log(1/X) Note 3		
802.11ax-HE80	5	5985	242T	1.74	1.31	0.141	2.6	1.39	0.141	1.89	1.44	0.141	3.35	8.54
		6145		1.31	1.65	0.141	1.75	1.43	0.141	1.67	1.99	0.141	3.35	8.33
		6385		1.98	1.4	0.141	2.32	1.45	0.141	2.71	1.1	0.141	2.60	7.73
	6	6465		1.99	0.89	0.141	1.46	1.93	0.141	0.8	0.21	0.141	2.60	7.45
		6545		1.08	1.32	0.141	2.29	2.15	0.141	1.75	1.34	0.141	2.60	7.97
	7	6625		-1.62	-0.5	0.141	-1.16	-0.72	0.141	-1.02	-0.84	0.141	2.60	4.82
		6705		-0.95	-1.23	0.141	-0.21	-0.55	0.141	-1.33	-1.08	0.141	2.60	5.37
		6785		0.04	-0.35	0.141	-0.18	0.84	0.141	0.14	-0.52	0.141	2.60	6.11
	8	6865		-0.28	-0.65	0.141	-0.3	-0.17	0.141	0.05	-0.24	0.141	2.30	5.36
		6945		1.35	1.23	0.141	1.12	2.16	0.141	0.53	0.91	0.141	2.30	7.12
		7025		0.89	0.29	0.141	0.78	1.02	0.141	0.34	0.91	0.141	2.30	6.35

Mode	U-NII Band	Centre Frequency (MHz)	Tones	Average Conducted Output power (dBm)									Directional Antenna Gain (dBi) Note 4	Max EIRP (dBm) Note 5
				RU Index 61			RU Index 62			RU Index 64				
				ANT A (AUX)	ANT B (Main)	Duty Cycle Factor 10log(1/X) Note 3	ANT A (AUX)	ANT B (Main)	Duty Cycle Factor 10log(1/X) Note 3	ANT A (AUX)	ANT B (Main)	Duty Cycle Factor 10log(1/X) Note 3		
802.11ax-HE160 (80L)	5	6025	242T	2.45	1.91	0.141	1.84	1.53	0.141	2.14	1.51	0.141	3.35	8.69
		6185		2.4	1.6	0.141	1.85	2.33	0.141	2.63	1.06	0.141	3.35	8.60
		6345		2.81	1.83	0.141	2.6	2.28	0.141	1.38	2.39	0.141	2.60	8.19
	6	6505		1.06	1.12	0.141	2.18	1.69	0.141	1.63	0.93	0.141	2.60	7.69
	7	6665		-1.21	-0.63	0.141	-0.17	-0.07	0.141	0.98	-0.16	0.141	2.60	6.20
		6825		-0.3	0.24	0.141	1.39	0.07	0.141	0.76	0.83	0.141	2.60	6.55
	8	6985		0.39	0.95	0.141	0.93	1.68	0.141	1.43	2.62	0.141	2.30	7.52

Mode	U-NII Band	Centre Frequency (MHz)	Tones	Average Conducted Output power (dBm)									Directional Antenna Gain (dBi) Note 4	Max EIRP (dBm) Note 5
				RU Index S61			RU Index S62			RU Index S64				
				ANT A (AUX)	ANT B (Main)	Duty Cycle Factor 10log(1/X) Note 3	ANT A (AUX)	ANT B (Main)	Duty Cycle Factor 10log(1/X) Note 3	ANT A (AUX)	ANT B (Main)	Duty Cycle Factor 10log(1/X) Note 3		
802.11ax-HE160 (80H)	5	6025	242T	2.13	0.85	0.141	1.75	1.25	0.141	2.23	1.69	0.141	3.35	8.47
		6185		2.33	1	0.141	2.2	0.74	0.141	2.18	1.03	0.141	3.35	8.22
		6345		1.61	0.88	0.141	1.84	1.7	0.141	1.94	2.14	0.141	2.60	7.79
	6	6505		1.66	0.53	0.141	1.78	1.54	0.141	2.01	0.89	0.141	2.60	7.41
	7	6665		0.59	0.67	0.141	-0.25	0.68	0.141	-1.01	-0.77	0.141	2.60	6.38
		6825		1.68	1.76	0.141	1.79	1.2	0.141	0.03	0.54	0.141	2.60	7.47
	8	6985		2	2.32	0.141	2.41	2.36	0.141	0.61	0.94	0.141	2.30	7.84

Note: 1. All results have been included cable loss.
2. EIRP limit is 24dBm
3. Duty cycle factor is not applicable for duty cycle > 98%.
4. According to KDB 662911 D01 d) ii), transmit signals are completely uncorrelated, then
Directional gain = $10 \log[(10^{G1/10} + 10^{G2/10} + \ldots + 10^{GN/10})/N_{ANT}]$ dBi
Directional gain: 5925MHz: $10 \log[(10^{3.5/10} + 10^{3.2/10})/2]$= 3.35dBi /
6525MHz: $10 \log[(10^{2.7/10} + 10^{2.5/10})/2]$= 2.60dBi /7125MHz: $10 \log[(10^{2.5/10} + 10^{2.1/10})/2]$= 2.30dBi
The MIMO is uncorrelated and supported SDM(Spatial Division Multiplexing) mode only. This radio device doesn't support beamforming and Cyclic Delay Diversity (CDD).
5. Max EIRP = Max of Average Conducted Output Power [ANT A (AUX)+ ANT B (Main)+ Duty Cycle Factor]+ Directional gain.

This test report may be reproduced in full only. The document may only be updated by Audix Technology Corp. personnel. Any changes will be noted in the Document History section of the report.

Audix Technology Corp.
No. 491, Zhongfu Rd., Linkou Dist.,
New Taipei City244, Taiwan
Tel: +886 2 26099301
Fax: +886 2 26099303

Tones: 484T

Mode	U-NII Band	Centre Frequency (MHz)	Tones	Average Conducted Output power (dBm)			Directional Antenna Gain (dBi) Note 4	Max EIRP (dBm) Note 5
				RU Index 65				
				ANT A (AUX)	ANT B (Main)	Duty Cycle Factor 10log(1/X) Note 3		
802.11ax-HE40	5	5965	484T	5.5	4.22	0.123	3.35	11.39
		6165		4.43	4.04	0.123	3.35	10.72
		6405		4.48	4.25	0.123	2.60	10.10
	6	6445		5.08	4.8	0.123	2.60	10.68
		6485		4.99	4.27	0.123	2.60	10.38
	7	6525		5.43	4.96	0.123	2.60	10.93
		6685		4.06	3.24	0.123	2.60	9.40
		6845		4.98	3.45	0.123	2.30	9.72
	8	6885		4.66	3.45	0.123	2.30	9.53
		7005		4.09	4	0.123	2.30	9.48
		7085		4.35	3.01	0.123	2.30	9.16

Mode	U-NII Band	Centre Frequency (MHz)	Tones	Average Conducted Output power (dBm)						Directional Antenna Gain (dBi) Note 4	Max EIRP (dBm) Note 5
				RU Index 65			RU Index 66				
				ANT A (AUX)	ANT B (Main)	Duty Cycle Factor 10log(1/X) Note 3	ANT A (AUX)	ANT B (Main)	Duty Cycle Factor 10log(1/X) Note 3		
802.11ax-HE80	5	5985	484T	4.79	4.16	0.141	5.37	4.71	0.141	3.35	11.55
		6145		4.67	5.1	0.141	4.52	4.44	0.141	3.35	11.39
		6385		5.01	4.49	0.141	4.46	4.51	0.141	2.60	10.51
	6	6465		5.14	4.03	0.141	5.01	4.75	0.141	2.60	10.63
		6545		5.32	4.5	0.141	5.06	3.95	0.141	2.60	10.68
	7	6625		4.15	4.12	0.141	4.73	3.74	0.141	2.60	10.01
		6705		4.12	3.5	0.141	3.71	3.98	0.141	2.60	9.60
		6785		4.1	3.14	0.141	4.51	3.97	0.141	2.60	10.00
	8	6865		4.02	4.44	0.141	4.09	3.97	0.141	2.30	9.69
		6945		4.5	3.13	0.141	4.18	3.63	0.141	2.30	9.37
		7025		3.9	3.99	0.141	4.4	3.5	0.141	2.30	9.42

Note: 1. All results have been included cable loss.
2. EIRP limit is 24dBm
3. Duty cycle factor is not applicable for duty cycle > 98%.
4. According to KDB 662911 D01 d) ii), transmit signals are completely uncorrelated, then
Directional gain = $10 \log[(10^{G1/10} + 10^{G2/10} + \ldots + 10^{GN/10})/N_{ANT}]$ dBi
Directional gain: 5925MHz: $10 \log[(10^{3.5/10} + 10^{3.2/10})/2]$= 3.35dBi /
6525MHz: $10 \log[(10^{2.7/10} + 10^{2.5/10})/2]$= 2.60dBi /7125MHz: $10 \log[(10^{2.5/10} + 10^{2.1/10})/2]$= 2.30dBi
The MIMO is uncorrelated and supported SDM(Spatial Division Multiplexing) mode only. This radio device doesn't support beamforming and Cyclic Delay Diversity (CDD).
5. Max EIRP = Max of Average Conducted Output Power [ANT A (AUX)+ ANT B (Main)+ Duty Cycle Factor]+ Directional gain.

This test report may be reproduced in full only. The document may only be updated by Audix Technology Corp. personnel. Any changes will be noted in the Document History section of the report.

Audix Technology Corp.
No. 491, Zhongfu Rd., Linkou Dist.,
New Taipei City244, Taiwan
Tel: +886 2 26099301
Fax: +886 2 26099303

Mode	U-NII Band	Centre Frequency (MHz)	Tones	Average Conducted Output power (dBm)						Directional Antenna Gain (dBi) Note 4	Max EIRP (dBm) Note 5
				RU Index 65			RU Index 66				
				ANT A (AUX)	ANT B (Main)	Duty Cycle Factor 10log(1/X) Note 3	ANT A (AUX)	ANT B (Main)	Duty Cycle Factor 10log(1/X) Note 3		
802.11ax-HE160 (80L)	5	6025	484T	4.54	4.75	0.141	4.87	4.57	0.141	3.35	11.22
		6185		5.45	4.73	0.141	5.28	4.32	0.141	3.35	11.61
		6345		4.95	4.98	0.141	5.58	4.92	0.141	2.60	11.01
	6	6505		4.92	4.57	0.141	5.77	4.77	0.141	2.60	11.05
	7	6665		4.65	4.8	0.141	4.8	3.84	0.141	2.60	10.48
		6825		4.24	4.29	0.141	4.63	4.57	0.141	2.60	10.35
	8	6985		4.98	4.13	0.141	4.59	4.21	0.141	2.30	10.03

Mode	U-NII Band	Centre Frequency (MHz)	Tones	Average Conducted Output power (dBm)						Directional Antenna Gain (dBi) Note 4	Max EIRP (dBm) Note 5
				RU Index S65			RU Index S66				
				ANT A (AUX)	ANT B (Main)	Duty Cycle Factor 10log(1/X) Note 3	ANT A (AUX)	ANT B (Main)	Duty Cycle Factor 10log(1/X) Note 3		
802.11ax-HE160 (80H)	5	6025	484T	4.56	4.91	0.141	4.69	4.15	0.141	3.35	11.24
		6185		4.7	5.02	0.141	5.51	4.7	0.141	3.35	11.63
		6345		5.36	5.24	0.141	5.07	5.15	0.141	2.60	11.05
	6	6505		5.18	5.2	0.141	4.77	4.7	0.141	2.60	10.94
	7	6665		4.23	4.04	0.141	4.42	4.32	0.141	2.60	10.12
		6825		5.09	3.96	0.141	4.96	4.01	0.141	2.60	10.31
	8	6985		4.91	4.47	0.141	4.93	4.56	0.141	2.30	10.20

Note: 1. All results have been included cable loss.
2. EIRP limit is 24dBm
3. Duty cycle factor is not applicable for duty cycle > 98%.
4. According to KDB 662911 D01 d) ii), transmit signals are completely uncorrelated, then
Directional gain = $10 \log[(10^{G1/10} + 10^{G2/10} + \ldots + 10^{GN/10})/N_{ANT}]$ dBi
Directional gain: 5925MHz: $10 \log[(10^{3.5/10} + 10^{3.2/10})/2]$= 3.35dBi /
6525MHz: $10 \log[(10^{2.7/10} + 10^{2.5/10})/2]$= 2.60dBi /7125MHz: $10 \log[(10^{2.5/10} + 10^{2.1/10})/2]$= 2.30dBi
The MIMO is uncorrelated and supported SDM(Spatial Division Multiplexing) mode only. This radio device doesn't support beamforming and Cyclic Delay Diversity (CDD).
5. Max EIRP = Max of Average Conducted Output Power [ANT A (AUX)+ ANT B (Main)+ Duty Cycle Factor]+ Directional gain.

This test report may be reproduced in full only. The document may only be updated by Audix Technology Corp. personnel. Any changes will be noted in the Document History section of the report.

Audix Technology Corp.
No. 491, Zhongfu Rd., Linkou Dist.,
New Taipei City244, Taiwan

Tel: +886 2 26099301
Fax: +886 2 26099303

Tones: 996T

Mode	U-NII Band	Centre Frequency (MHz)	Tones	Average Conducted Output power (dBm) RU Index 67 ANT A (AUX)	ANT B (Main)	Duty Cycle Factor 10log(1/X) Note 3	Directional Antenna Gain (dBi) Note 4	Max EIRP (dBm) Note 5
802.11ax-HE80	5	5985	996T	7.33	5.45	0.141	3.35	12.99
		6145		6.39	5.73	0.141	3.35	12.57
		6385		6.46	6.95	0.141	2.60	12.46
	6	6465		6.34	6.43	0.141	2.60	12.14
		6545		6.93	6.98	0.141	2.60	12.71
	7	6625		6.22	6.08	0.141	2.60	11.90
		6705		5.23	4.59	0.141	2.60	10.67
		6785		5.26	5.66	0.141	2.60	11.22
	8	6865		4.6	4.88	0.141	2.30	10.19
		6945		5.15	4.91	0.141	2.30	10.48
		7025		4.76	5.49	0.141	2.30	10.59

Mode	U-NII Band	Centre Frequency (MHz)	Tones	Average Conducted Output power (dBm) RU Index 67 ANT A (AUX)	RU Index 67 ANT B (Main)	RU Index 67 Duty Cycle Factor 10log(1/X) Note 3	RU Index S67 ANT A (AUX)	RU Index S67 ANT B (Main)	RU Index S67 Duty Cycle Factor 10log(1/X) Note 3	Directional Antenna Gain (dBi) Note 4	Max EIRP (dBm) Note 5
802.11ax-HE160	5	6025	484T	6.84	5.96	0.141	4.93	5.93	0.141	3.35	12.92
		6185		6.51	5.54	0.141	4.96	6.56	0.141	3.35	12.55
		6345		6.71	6.73	0.141	5.34	7.19	0.141	2.60	12.47
	6	6505		6.82	6.64	0.141	6.97	6.91	0.141	2.60	12.69
	7	6665		5.9	6.56	0.141	7.1	5.06	0.141	2.60	11.99
		6825		5.3	5.44	0.141	7.1	5.61	0.141	2.60	12.17
	8	6985		5.28	5.23	0.141	7.16	5.43	0.141	2.30	11.83

Note: 1. All results have been included cable loss.
2. EIRP limit is 24dBm
3. Duty cycle factor is not applicable for duty cycle > 98%.
4. According to KDB 662911 D01 d) ii), transmit signals are completely uncorrelated, then
Directional gain = 10 log[($10^{G1/10}$ + $10^{G2/10}$ + … + $10^{GN/10}$)/N_{ANT}] dBi
Directional gain: 5925MHz: 10 log[($10^{3.5/10}$ +$10^{3.2/10}$)/2]= 3.35dBi /
6525MHz: 10 log[($10^{2.7/10}$ +$10^{2.5/10}$)/2]= 2.60dBi /7125MHz: 10 log[($10^{2.5/10}$ +$10^{2.1/10}$)/2]= 2.30dBi
The MIMO is uncorrelated and supported SDM(Spatial Division Multiplexing) mode only. This radio device doesn't support beamforming and Cyclic Delay Diversity (CDD).
5. Max EIRP = Max of Average Conducted Output Power [ANT A (AUX)+ ANT B (Main)+ Duty Cycle Factor]+ Directional gain.

This test report may be reproduced in full only. The document may only be updated by Audix Technology Corp. personnel. Any changes will be noted in the Document History section of the report.