Audix Technology Corp.
No. 491, Zhongfu Rd., Linkou Dist.,
New Taipei City244, Taiwan
Tel: +886 2 26099301
Fax: +886 2 26099303

TABLE OF CONTENTS

A.1 CONDUCTED EMISSION 2
A.2 RADIATED EMISSION 6
A.2.1 Emissions within Restricted Frequency Bands 6
A.2.2 Emissions outside the frequency band 52
A.2.3 Emissions in Non-restricted Frequency Bands 74
A.3 MAXIMUM POWER SPECTRAL DENSITY 75
A.3.1 Power Spectral Density Result 75
A.3.2 Measurement Plots 80
A.4 MAXIMUM CONDUCTED OUTPUT POWER 98
A.4.1 Conducted Output Power Result 98
A.4.2 Measurement Plots 124
A.5 EMISSION/OCCUPIED BANDWIDTH 141
A.5.1 Emission/Occupied Bandwidth Result 141
A.5.2 Measurement Plots 145
A.6 UNDESIRABLE EMISSION LIMITS: SPURIOUS EMISSION (CONDUCTED) 161
A.7 IN-BAND EMISSION (CHANNEL MASK) 165
A.8 CONTENTION BASED PROTOCOL 183
A.8.1 Contention-based Protocol 183
A.8.2 Measurement Plots 185

This test report may be reproduced in full only. The document may only be updated by Audix Technology Corp. personnel. Any changes will be noted in the Document History section of the report.

Audix Technology Corp.
No. 491, Zhongfu Rd., Linkou Dist.,
New Taipei City244, Taiwan

Tel: +886 2 26099301
Fax: +886 2 26099303

A.1 CONDUCTED EMISSION

Test Date	2022/02/15	Temp./Hum.	23℃/60%
Test Voltage	AC 120V 60Hz (Via AC Adapter)	Tested By	Chucky Chiu
Test SKU	SKU #1 (with INPAQ Antenna)	Test Model	17Z90Q

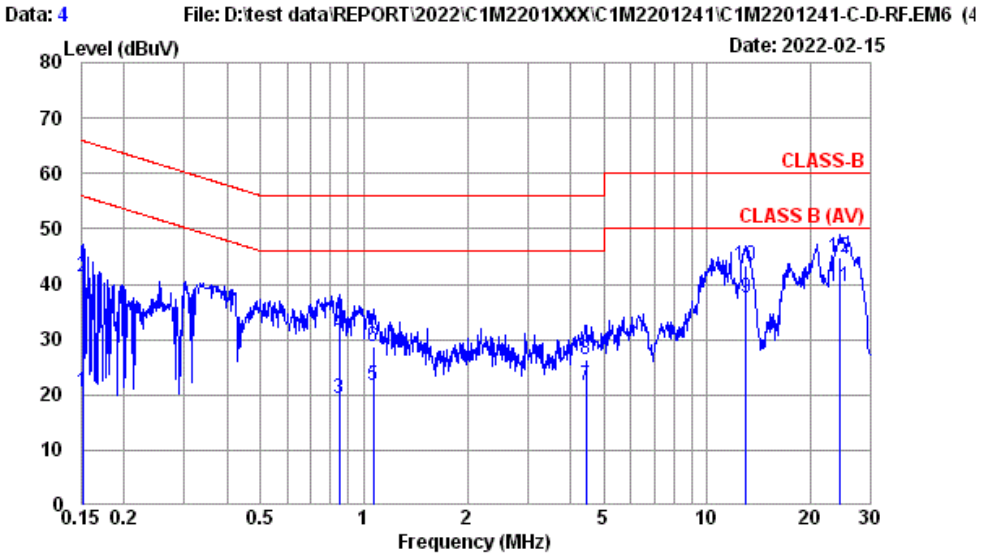

Site No. : No.8 Shielded Room
Instrument 1 : Receiver ESR3(774)
Instrument 2 : ENV432 (567)(A)|CE-08|ESH3-Z2 (354)
Limit : CLASS-B
Environment : 23*C / 60%
EUT Model : 17Z90Q
Test Mode : Operating INPAQ

Data No. : 4
Phase : NEUTRAL
Engineer : Chucky Chiu
Test Rating : 120Vac/60Hz

	Freq. (MHz)	AMN Factor (dB)	Cable Loss (dB)	Pulse Att. (dB)	Reading (dBμV)	Emission Level (dBμV)	Limits (dBμV)	Margin (dB)	Remark
1	0.152	10.41	0.03	9.85	0.24	20.53	55.91	35.38	Average
2	0.152	10.41	0.03	9.85	21.14	41.43	65.91	24.48	QP
3	0.848	10.38	0.04	9.85	-0.84	19.43	46.00	26.57	Average
4	0.848	10.38	0.04	9.85	10.76	31.03	56.00	24.97	QP
5	1.065	10.38	0.04	9.85	1.43	21.70	46.00	24.30	Average
6	1.065	10.38	0.04	9.85	8.31	28.58	56.00	27.42	QP
7	4.430	10.47	0.09	9.86	1.21	21.63	46.00	24.37	Average
8	4.430	10.47	0.09	9.86	5.89	26.31	56.00	29.69	QP
9	12.988	10.84	0.16	9.90	16.72	37.62	50.00	12.38	Average
10	12.988	10.84	0.16	9.90	22.44	43.34	60.00	16.66	QP
11	24.271	11.23	0.22	9.97	18.06	39.48	50.00	10.52	Average
12	24.271	11.23	0.22	9.97	23.46	44.88	60.00	15.12	QP

Remarks: 1. Emission Level= AMN Factor + Cable Loss + Pulse Att. + Reading.
2. If the average limit is met when using a quasi-peak detector, the EUT shall be deemed to meet both limits and measurement with average detector is unnecessary.

This test report may be reproduced in full only. The document may only be updated by Audix Technology Corp. personnel. Any changes will be noted in the Document History section of the report.

Audix Technology Corp.
No. 491, Zhongfu Rd., Linkou Dist.,
New Taipei City244, Taiwan

Tel: +886 2 26099301
Fax: +886 2 26099303

Test Date	2022/02/15	Temp./Hum.	23℃/60%
Test Voltage	AC 120V 60Hz (Via AC Adapter)	Tested By	Chucky Chiu
Test SKU	SKU #1 (with INPAQ Antenna)	Test Model	17Z90Q

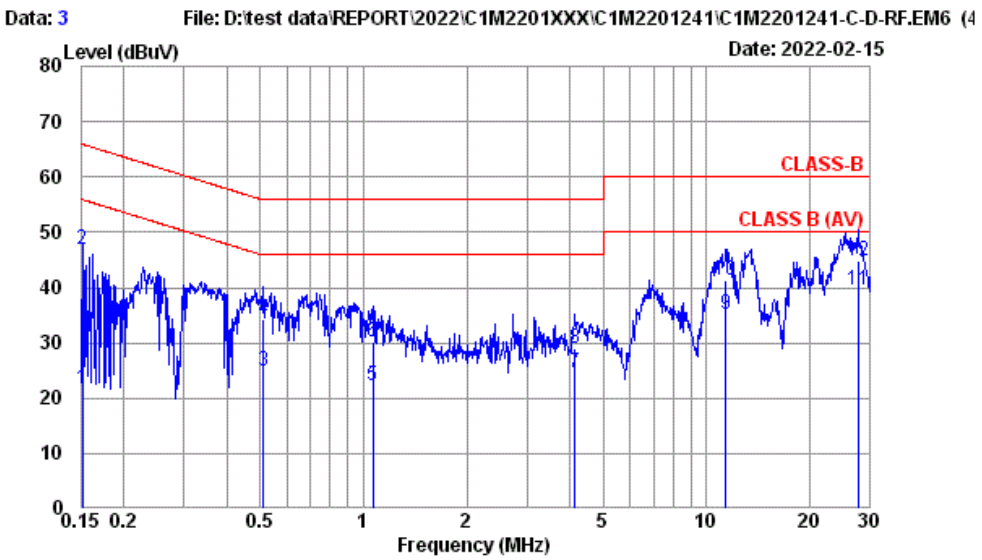

Site No. : No.8 Shielded Room
Instrument 1 : Receiver ESR3(774)
Instrument 2 : ENV432 (567)(A)|CE-08|ESH3-Z2 (354)
Limit : CLASS-B
Environment : 23*C / 60%
EUT Model : 17Z90Q
Test Mode : Operating
INPAQ

Data No. : 3
Phase : LINE
Engineer : Chucky Chiu
Test Rating : 120Vac/60Hz

	Freq. (MHz)	AMN Factor (dB)	Cable Loss (dB)	Pulse Att. (dB)	Reading (dBμV)	Emission Level (dBμV)	Limits (dBμV)	Margin (dB)	Remark
1	0.152	10.40	0.03	9.85	1.51	21.79	55.91	34.12	Average
2	0.152	10.40	0.03	9.85	26.57	46.85	65.91	19.06	QP
3	0.510	10.37	0.03	9.85	4.54	24.79	46.00	21.21	Average
4	0.510	10.37	0.03	9.85	14.18	34.43	56.00	21.57	QP
5	1.065	10.38	0.04	9.85	1.95	22.22	46.00	23.78	Average
6	1.065	10.38	0.04	9.85	9.87	30.14	56.00	25.86	QP
7	4.136	10.42	0.09	9.86	4.26	24.63	46.00	21.37	Average
8	4.136	10.42	0.09	9.86	8.55	28.92	56.00	27.08	QP
9	11.377	10.60	0.15	9.90	14.56	35.21	50.00	14.79	Average
10	11.377	10.60	0.15	9.90	20.74	41.39	60.00	18.61	QP
11	27.708	10.85	0.23	9.99	18.48	39.55	50.00	10.45	Average
12	27.708	10.85	0.23	9.99	23.75	44.82	60.00	15.18	QP

Remarks: 1. Emission Level= AMN Factor + Cable Loss + Pulse Att. + Reading.
2. If the average limit is met when using a quasi-peak detector, the EUT shall be deemed to meet both limits and measurement with average detector is unnecessary.

This test report may be reproduced in full only. The document may only be updated by Audix Technology Corp. personnel. Any changes will be noted in the Document History section of the report.

Audix Technology Corp.
No. 491, Zhongfu Rd., Linkou Dist.,
New Taipei City244, Taiwan

Tel: +886 2 26099301
Fax: +886 2 26099303

Test Date	2022/02/15	Temp./Hum.	23℃/60%
Test Voltage	AC 120V 60Hz (Via AC Adapter)	Tested By	Chucky Chiu
Test SKU	SKU #2 (with LUXSHARE-ICT Antenna)	Test Model	17Z90Q

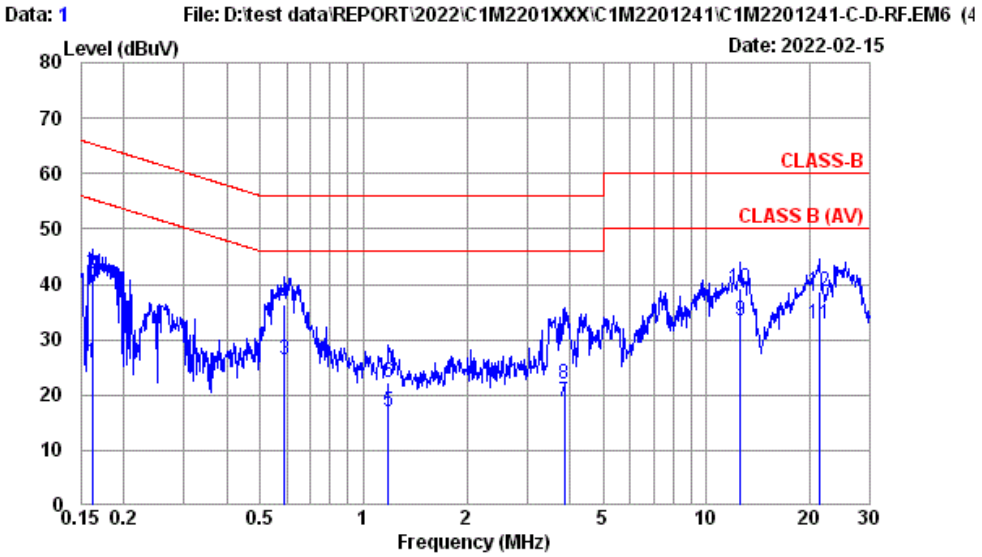

Site No. : No.8 Shielded Room
Instrument 1 : Receiver ESR3(774)
Instrument 2 : ENV432 (567)(A)|CE-08|ESH3-Z2 (354)
Limit : CLASS-B
Environment : 23*C / 60%
EUT Model : 17Z90Q
Test Mode : Operating
Luxshare

Data No. : 1
Phase : NEUTRAL
Engineer : Chucky Chiu
Test Rating : 120Vac/60Hz

	Freq. (MHz)	AMN Factor (dB)	Cable Loss (dB)	Pulse Att. (dB)	Reading (dBμV)	Emission Level (dBμV)	Limits (dBμV)	Margin (dB)	Remark
1	0.162	10.40	0.03	9.85	5.63	25.91	55.38	29.47	Average
2	0.162	10.40	0.03	9.85	21.66	41.94	65.38	23.44	QP
3	0.589	10.37	0.03	9.85	6.07	26.32	46.00	19.68	Average
4	0.589	10.37	0.03	9.85	16.16	36.41	56.00	19.59	QP
5	1.184	10.39	0.04	9.85	-3.41	16.87	46.00	29.13	Average
6	1.184	10.39	0.04	9.85	1.91	22.19	56.00	33.81	QP
7	3.860	10.45	0.09	9.86	-1.61	18.79	46.00	27.21	Average
8	3.860	10.45	0.09	9.86	1.43	21.83	56.00	34.17	QP
9	12.582	10.82	0.15	9.90	12.66	33.53	50.00	16.47	Average
10	12.582	10.82	0.15	9.90	18.41	39.28	60.00	20.72	QP
11	21.260	11.14	0.20	9.95	11.51	32.80	50.00	17.20	Average
12	21.260	11.14	0.20	9.95	17.25	38.54	60.00	21.46	QP

Remarks: 1. Emission Level= AMN Factor + Cable Loss + Pulse Att. + Reading.
2. If the average limit is met when using a quasi-peak detector, the EUT shall be deemed to meet both limits and measurement with average detector is unnecessary.

This test report may be reproduced in full only. The document may only be updated by Audix Technology Corp. personnel. Any changes will be noted in the Document History section of the report.

Audix Technology Corp.
No. 491, Zhongfu Rd., Linkou Dist.,
New Taipei City244, Taiwan

Tel: +886 2 26099301
Fax: +886 2 26099303

Test Date	2022/02/15	Temp./Hum.	23℃/60%
Test Voltage	AC 120V 60Hz (Via AC Adapter)	Tested By	Chucky Chiu
Test SKU	SKU #2 (with LUXSHARE-ICT Antenna)	Test Model	17Z90Q

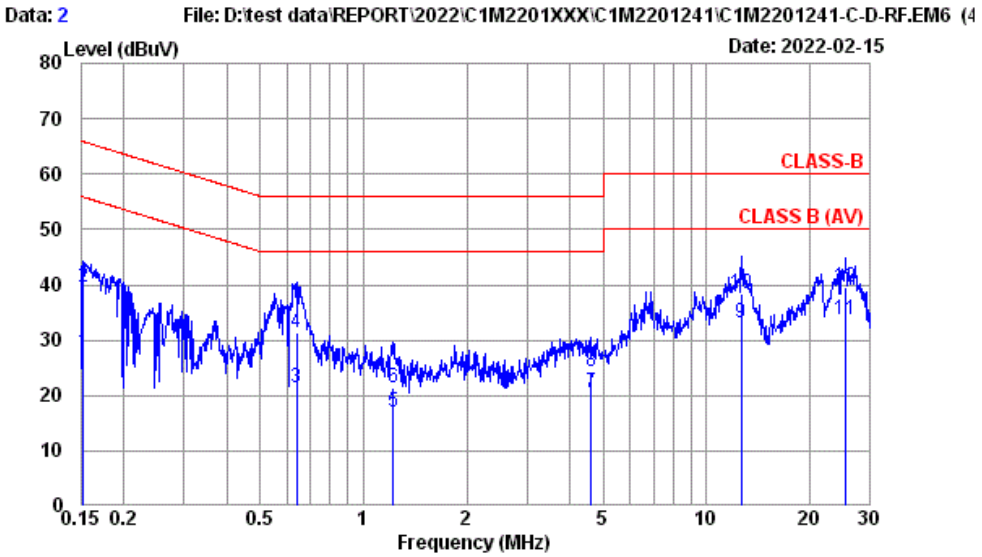

Site No. : No.8 Shielded Room
Instrument 1 : Receiver ESR3(774)
Instrument 2 : ENV432 (567)(A)|CE-08|ESH3-Z2 (354)
Limit : CLASS-B
Environment : 23*C / 60%
EUT Model : 17Z90Q
Test Mode : Operating
Luxshare

Data No. : 2
Phase : LINE
Engineer : Chucky Chiu
Test Rating : 120Vac/60Hz

	Freq. (MHz)	AMN Factor (dB)	Cable Loss (dB)	Pulse Att. (dB)	Reading (dBμV)	Emission Level (dBμV)	Limits (dBμV)	Margin (dB)	Remark
1	0.152	10.40	0.03	9.85	7.69	27.97	55.87	27.90	Average
2	0.152	10.40	0.03	9.85	19.28	39.56	65.87	26.31	QP
3	0.637	10.38	0.04	9.85	1.18	21.45	46.00	24.55	Average
4	0.637	10.38	0.04	9.85	11.23	31.50	56.00	24.50	QP
5	1.223	10.39	0.04	9.85	-3.26	17.02	46.00	28.98	Average
6	1.223	10.39	0.04	9.85	1.01	21.29	56.00	34.71	QP
7	4.598	10.44	0.10	9.87	0.13	20.54	46.00	25.46	Average
8	4.598	10.44	0.10	9.87	3.94	24.35	56.00	31.65	QP
9	12.649	10.63	0.16	9.90	12.51	33.20	50.00	16.80	Average
10	12.649	10.63	0.16	9.90	17.77	38.46	60.00	21.54	QP
11	25.456	10.83	0.22	9.97	12.66	33.68	50.00	16.32	Average
12	25.456	10.83	0.22	9.97	18.55	39.57	60.00	20.43	QP

Remarks: 1. Emission Level= AMN Factor + Cable Loss + Pulse Att. + Reading.
2. If the average limit is met when using a quasi-peak detector, the EUT shall be deemed to meet both limits and measurement with average detector is unnecessary.

This test report may be reproduced in full only. The document may only be updated by Audix Technology Corp. personnel. Any changes will be noted in the Document History section of the report.

Audix Technology Corp.
No. 491, Zhongfu Rd., Linkou Dist.,
New Taipei City244, Taiwan
Tel: +886 2 26099301
Fax: +886 2 26099303

A.2 RADIATED EMISSION

Test Date	2022/02/07 ~ 03/22	Temp./Hum.	18 ~ 23℃/62 ~ 68%
Test Voltage	AC 120V 60Hz (Via AC Adapter)	Tested By	Kuper Hsu/Sam Chang

A.2.1 Emissions within Restricted Frequency Bands

A.2.1.1 Frequency 9kHz~30MHz

The emissions (9kHz~30MHz) not reported for there is no emission be found.

A.2.1.2 Frequency Below 1GHz

Mode	802.11ax-HE160	U-NII Band	5
Test SKU	SKU #1 (with INPAQ Antenna)	Frequency	TX 6185MHz

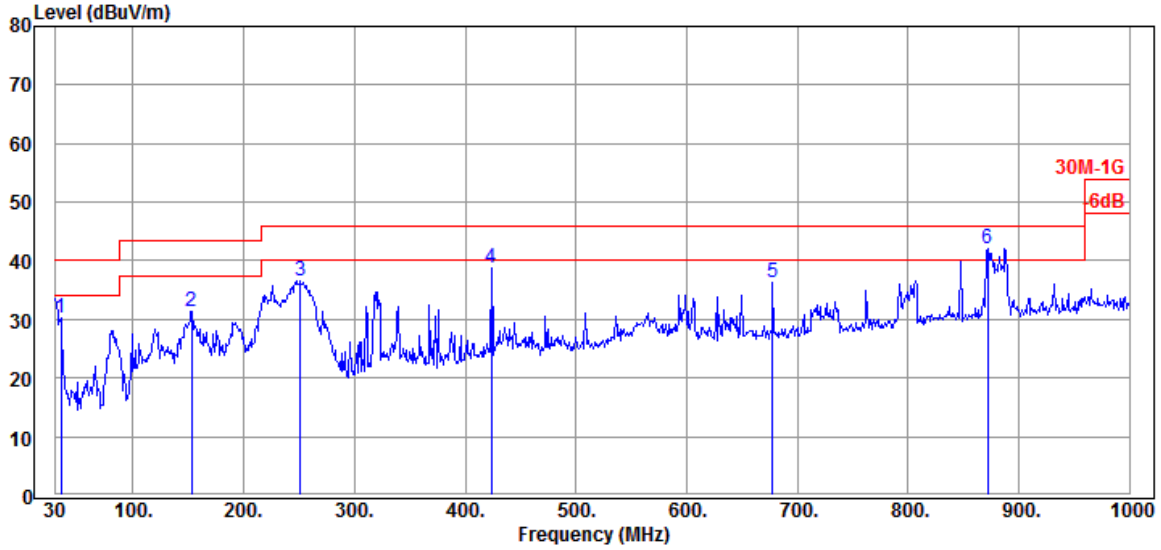

Antenna at Horizontal Polarization

Emission Frequency (MHz)	Antenna Factor (dB/m)	Cable Loss (dB)	Preamp Gain (dB)	Read Level (dBμV)	Emission Level (dBμV/m)	Limits (dBμV/m)	Margin (dB)	Detector
34.850	21.77	1.28	32.43	39.63	30.25	40.00	9.75	Peak
153.190	16.10	2.89	32.28	44.75	31.46	43.50	12.04	Peak
251.160	18.23	3.86	32.25	46.63	36.47	46.00	9.53	Peak
423.820	21.83	5.77	32.23	43.38	38.75	46.00	7.25	Peak
677.960	24.68	7.17	32.13	36.57	36.29	46.00	9.71	Peak
871.960	26.20	8.27	31.60	39.31	42.18	46.00	3.82	Peak

This test report may be reproduced in full only. The document may only be updated by Audix Technology Corp. personnel. Any changes will be noted in the Document History section of the report.

Audix Technology Corp.
No. 491, Zhongfu Rd., Linkou Dist.,
New Taipei City244, Taiwan

Tel: +886 2 26099301
Fax: +886 2 26099303

Mode	802.11ax-HE160	U-NII Band	5
Test SKU	SKU #1 (with INPAQ Antenna)	Frequency	TX 6185MHz

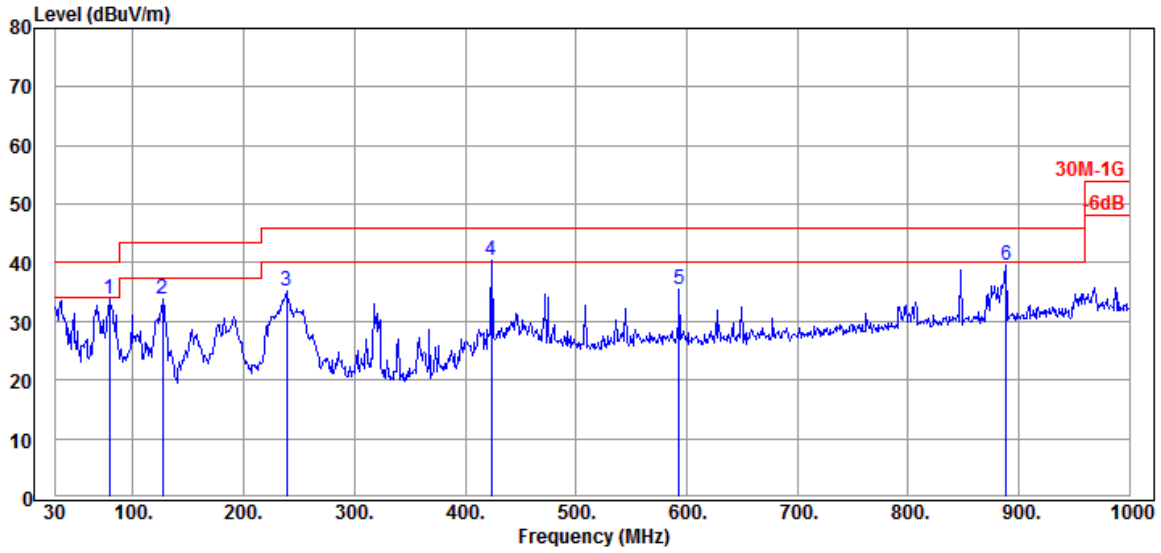

Antenna at Vertical Polarization

Emission Frequency (MHz)	Antenna Factor (dB/m)	Cable Loss (dB)	Preamp Gain (dB)	Read Level (dBμV)	Emission Level (dBμV/m)	Limits (dBμV/m)	Margin (dB)	Detector
78.500	12.78	2.01	32.37	51.47	33.89	40.00	6.11	Peak
127.000	17.59	2.61	32.31	46.04	33.93	43.50	9.57	Peak
238.550	17.53	3.74	32.24	46.07	35.10	46.00	10.90	Peak
423.820	21.83	5.77	32.23	45.07	40.44	46.00	5.56	Peak
593.570	24.23	6.75	32.31	36.86	35.53	46.00	10.47	Peak
888.450	26.26	8.37	31.53	36.53	39.63	46.00	6.37	Peak

This test report may be reproduced in full only. The document may only be updated by Audix Technology Corp. personnel. Any changes will be noted in the Document History section of the report.

Audix Technology Corp.
No. 491, Zhongfu Rd., Linkou Dist.,
New Taipei City244, Taiwan
Tel: +886 2 26099301
Fax: +886 2 26099303

Mode	802.11ax-HE160	U-NII Band	5
Test SKU	SKU #2 (with LUXSHARE-ICT Antenna)	Frequency	TX 6185MHz

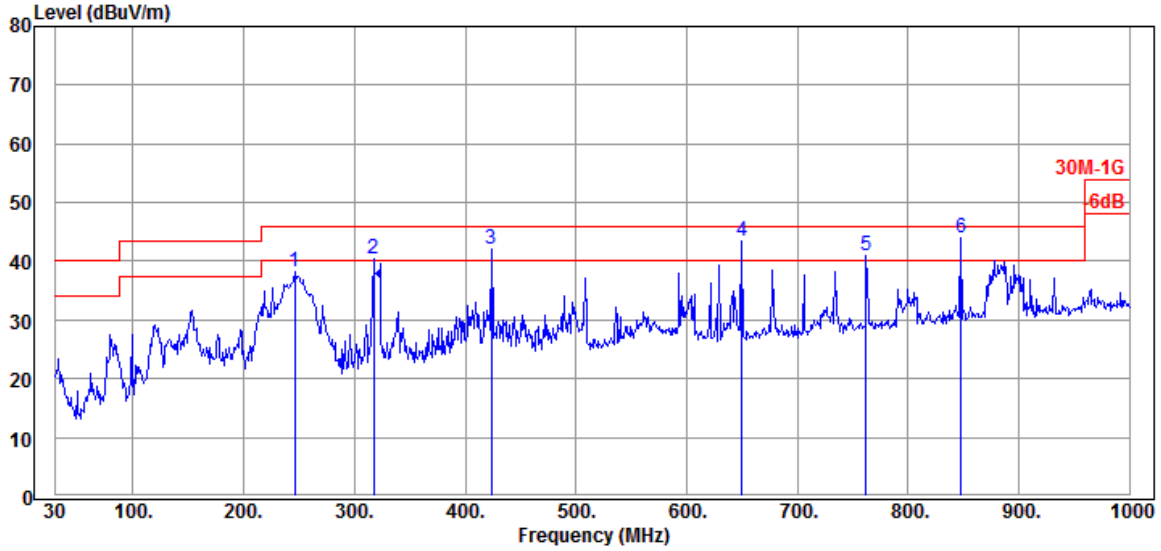

Antenna at Horizontal Polarization

Emission Frequency (MHz)	Antenna Factor (dB/m)	Cable Loss (dB)	Preamp Gain (dB)	Read Level (dBμV)	Emission Level (dBμV/m)	Limits (dBμV/m)	Margin (dB)	Detector
246.310	17.97	3.81	32.25	48.81	38.34	46.00	7.66	Peak
317.120	19.50	4.53	32.25	48.69	40.47	46.00	5.53	Peak
423.820	21.83	5.77	32.23	46.82	42.19	46.00	3.81	Peak
649.830	24.55	7.03	32.21	43.96	43.33	46.00	2.67	Peak
762.350	25.54	7.63	31.98	39.79	40.98	46.00	5.02	Peak
847.710	26.12	8.12	31.71	41.34	43.87	46.00	2.13	Peak

This test report may be reproduced in full only. The document may only be updated by Audix Technology Corp. personnel. Any changes will be noted in the Document History section of the report.

Audix Technology Corp.
No. 491, Zhongfu Rd., Linkou Dist.,
New Taipei City244, Taiwan

Tel: +886 2 26099301
Fax: +886 2 26099303

Mode	802.11ax-HE160	U-NII Band	5
Test SKU	SKU #2 (with LUXSHARE-ICT Antenna)	Frequency	TX 6185MHz

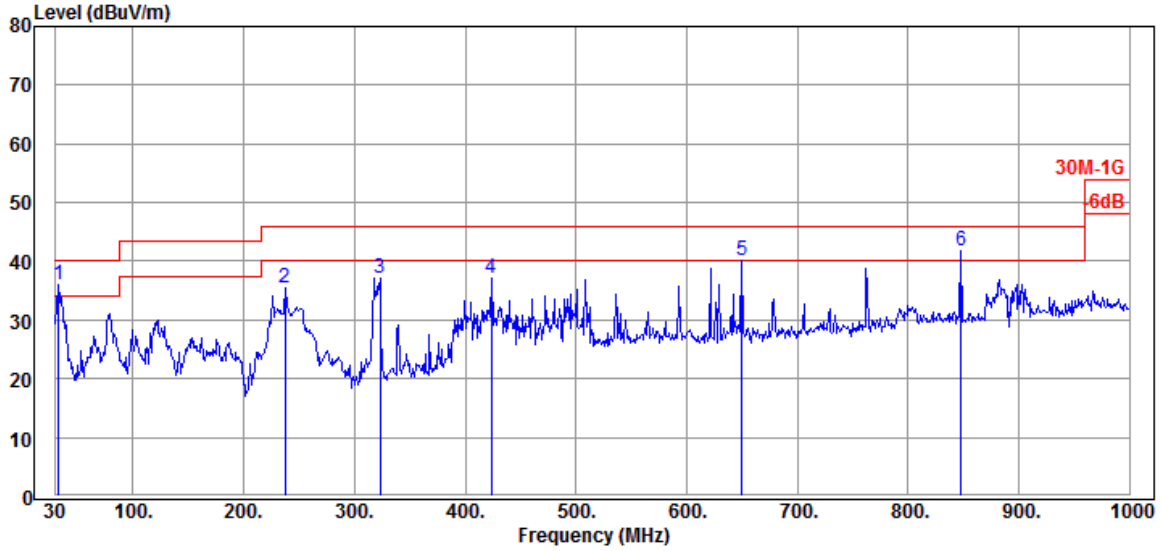

Antenna at Vertical Polarization

Emission Frequency (MHz)	Antenna Factor (dB/m)	Cable Loss (dB)	Preamp Gain (dB)	Read Level (dBμV)	Emission Level (dBμV/m)	Limits (dBμV/m)	Margin (dB)	Detector
32.910	22.52	1.24	32.43	44.76	36.09	40.00	3.91	Peak
237.580	17.48	3.74	32.24	46.52	35.50	46.00	10.50	Peak
322.940	19.67	4.62	32.25	45.14	37.18	46.00	8.82	Peak
423.820	21.83	5.77	32.23	41.88	37.25	46.00	8.75	Peak
649.830	24.55	7.03	32.21	40.82	40.19	46.00	5.81	Peak
847.710	26.12	8.12	31.71	39.35	41.88	46.00	4.12	Peak

This test report may be reproduced in full only. The document may only be updated by Audix Technology Corp. personnel. Any changes will be noted in the Document History section of the report.

Audix Technology Corp.
No. 491, Zhongfu Rd., Linkou Dist.,
New Taipei City244, Taiwan
Tel: +886 2 26099301
Fax: +886 2 26099303

A.2.1.3 Band Edge

- OFDM Modulation

Mode	802.11ax-HE20	U-NII Band	5
Test SKU	SKU #2 (with LUXSHARE-ICT Antenna)	Frequency	TX 5955MHz

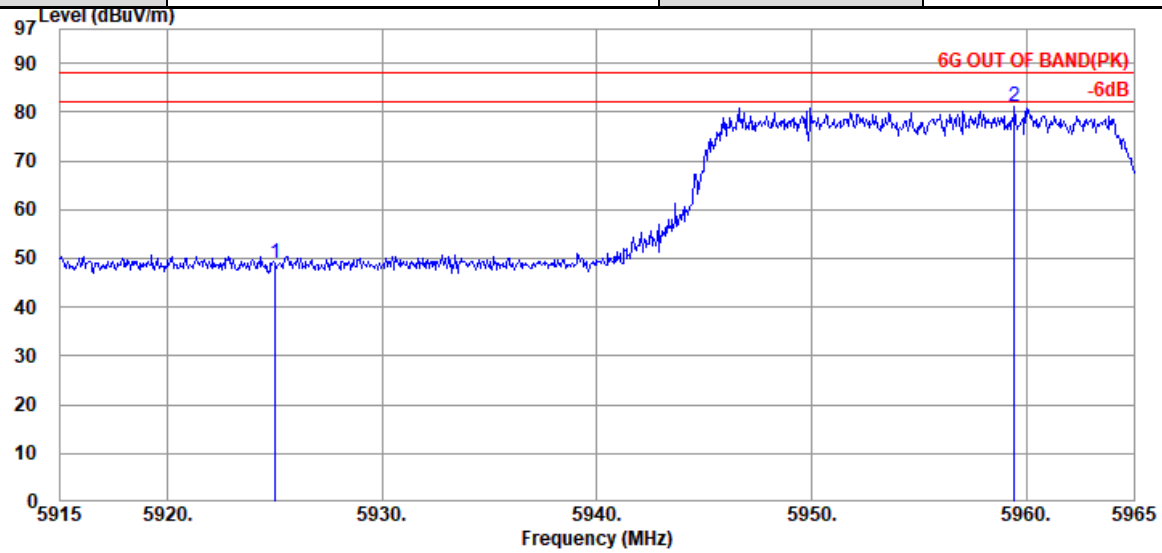

Antenna at Horizontal Polarization

	Emission Frequency (MHz)	Antenna Factor (dB/m)	Cable Loss (dB)	Preamp Gain (dB)	Read Level (dBμV)	Emission Level (dBμV/m)	Limits (dBμV/m)	Margin (dB)	Detector
	5925.000	34.23	9.30	34.41	39.79	48.91	88.20	39.29	Peak
@	5959.450	34.27	9.31	34.42	72.09	81.25	---	---	Peak

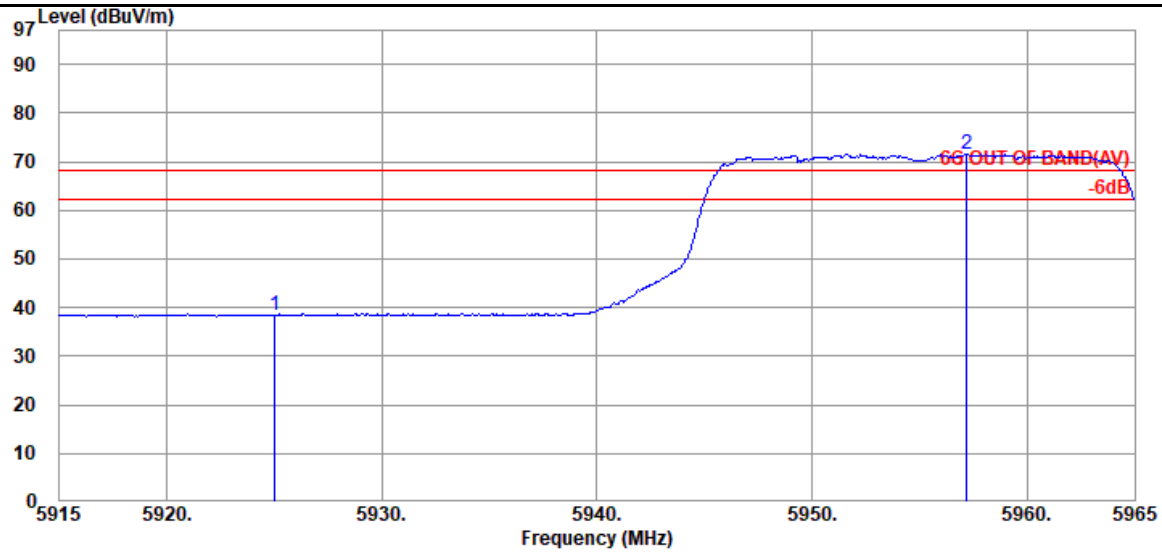

Antenna at Horizontal Polarization

	Emission Frequency (MHz)	Antenna Factor (dB/m)	Cable Loss (dB)	Preamp Gain (dB)	Read Level (dBμV)	Emission Level (dBμV/m)	Limits (dBμV/m)	Margin (dB)	Detector
	5925.000	34.23	9.30	34.41	29.20	38.32	68.20	29.88	Average
@	5957.200	34.30	9.30	34.42	62.44	71.62	---	---	Average

Remark: The "@" means fundamental frequency, it is ignored in this section.

This test report may be reproduced in full only. The document may only be updated by Audix Technology Corp. personnel. Any changes will be noted in the Document History section of the report.

Audix Technology Corp.
No. 491, Zhongfu Rd., Linkou Dist.,
New Taipei City244, Taiwan

Tel: +886 2 26099301
Fax: +886 2 26099303

Mode	802.11ax-HE20	U-NII Band	5
Test SKU	SKU #2 (with LUXSHARE-ICT Antenna)	Frequency	TX 5955MHz

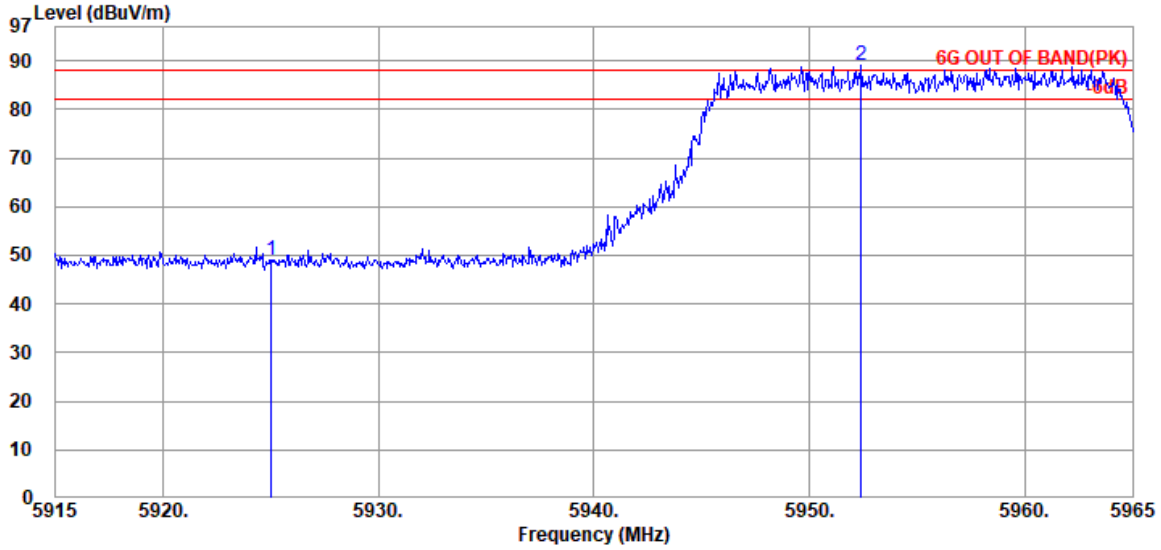

Antenna at Vertical Polarization

Emission Frequency (MHz)	Antenna Factor (dB/m)	Cable Loss (dB)	Preamp Gain (dB)	Read Level (dBμV)	Emission Level (dBμV/m)	Limits (dBμV/m)	Margin (dB)	Detector
5925.000	34.23	9.30	34.41	39.83	48.95	88.20	39.25	Peak
@ 5952.400	34.30	9.30	34.42	79.80	88.98	---	---	Peak

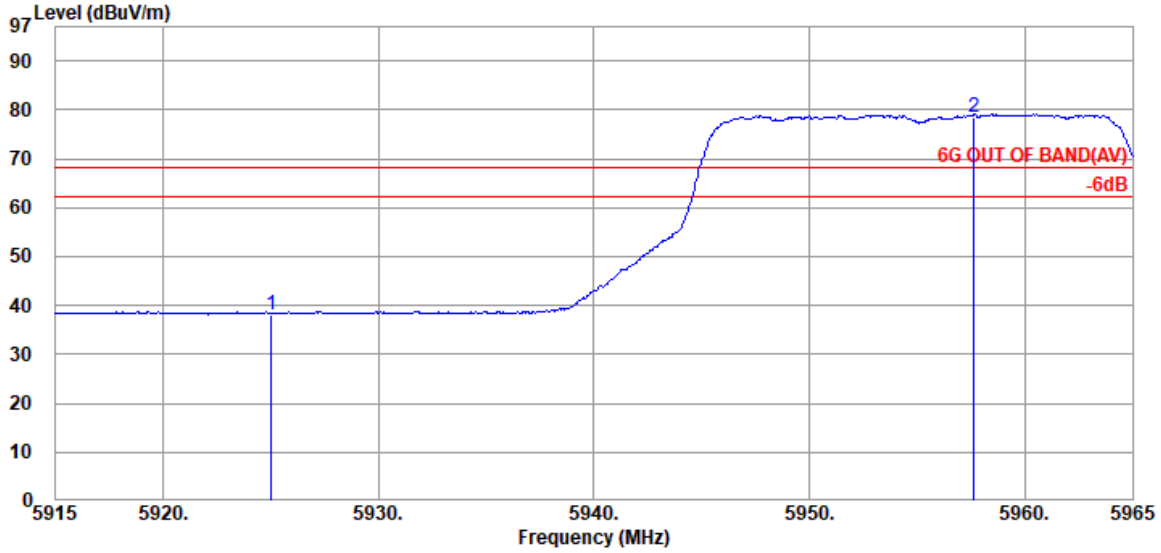

Antenna at Vertical Polarization

Emission Frequency (MHz)	Antenna Factor (dB/m)	Cable Loss (dB)	Preamp Gain (dB)	Read Level (dBμV)	Emission Level (dBμV/m)	Limits (dBμV/m)	Margin (dB)	Detector
5925.000	34.23	9.30	34.41	27.85	36.97	68.20	31.23	Average
@ 5957.650	34.30	9.30	34.42	68.43	77.61	---	---	Average

Remark: The "@" means fundamental frequency, it is ignored in this section.

This test report may be reproduced in full only. The document may only be updated by Audix Technology Corp. personnel. Any changes will be noted in the Document History section of the report.

Audix Technology Corp.
No. 491, Zhongfu Rd., Linkou Dist.,
New Taipei City244, Taiwan
Tel: +886 2 26099301
Fax: +886 2 26099303

Mode	802.11ax-HE40	U-NII Band	5
Test SKU	SKU #2 (with LUXSHARE-ICT Antenna)	Frequency	TX 5965MHz

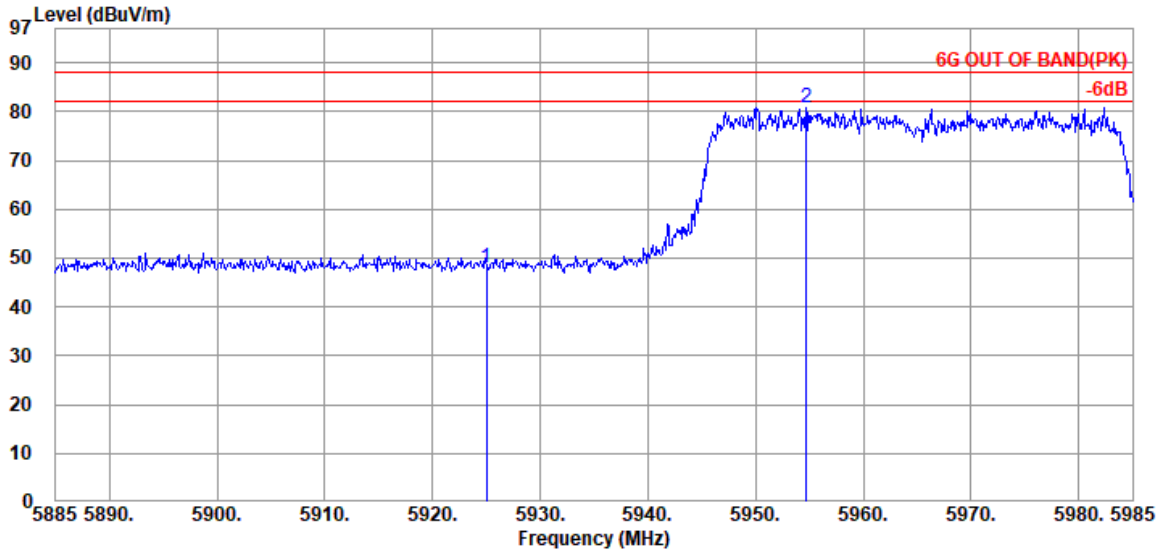

Antenna at Horizontal Polarization

	Emission Frequency (MHz)	Antenna Factor (dB/m)	Cable Loss (dB)	Preamp Gain (dB)	Read Level (dBμV)	Emission Level (dBμV/m)	Limits (dBμV/m)	Margin (dB)	Detector
	5925.000	34.23	9.30	34.41	38.80	47.92	88.20	40.28	Peak
@	5954.700	34.30	9.30	34.42	71.61	80.79	---	---	Peak

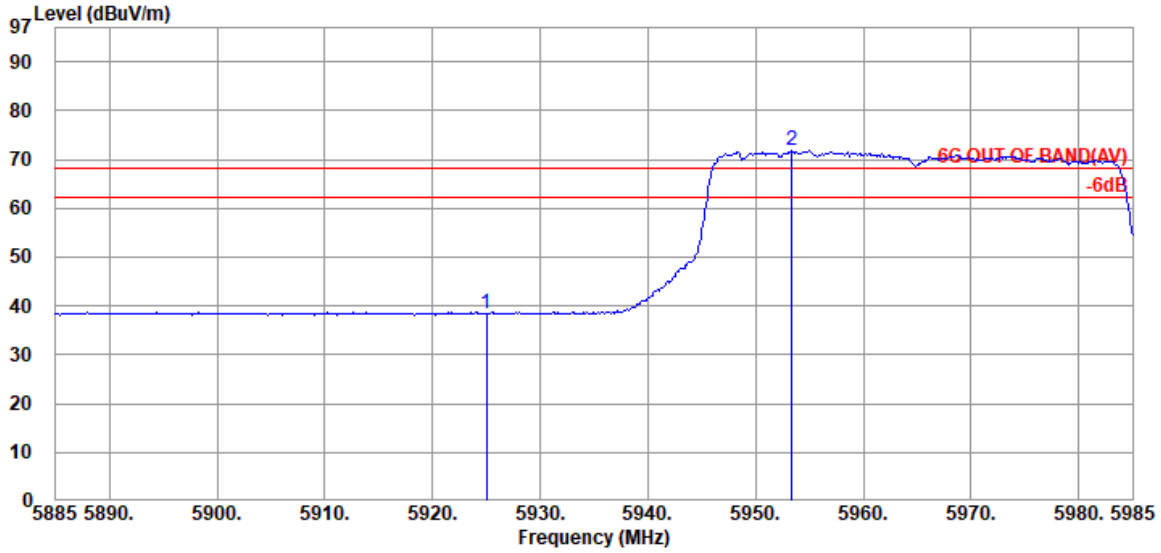

Antenna at Horizontal Polarization

	Emission Frequency (MHz)	Antenna Factor (dB/m)	Cable Loss (dB)	Preamp Gain (dB)	Read Level (dBμV)	Emission Level (dBμV/m)	Limits (dBμV/m)	Margin (dB)	Detector
	5925.000	34.23	9.30	34.41	29.31	38.43	68.20	29.77	Average
@	5953.400	34.30	9.30	34.42	62.59	71.77	---	---	Average

Remark: The "@" means fundamental frequency, it is ignored in this section.

This test report may be reproduced in full only. The document may only be updated by Audix Technology Corp. personnel. Any changes will be noted in the Document History section of the report.

Audix Technology Corp.
No. 491, Zhongfu Rd., Linkou Dist.,
New Taipei City244, Taiwan
Tel: +886 2 26099301
Fax: +886 2 26099303

Mode	802.11ax-HE40	U-NII Band	5
Test SKU	SKU #2 (with LUXSHARE-ICT Antenna)	Frequency	TX 5965MHz

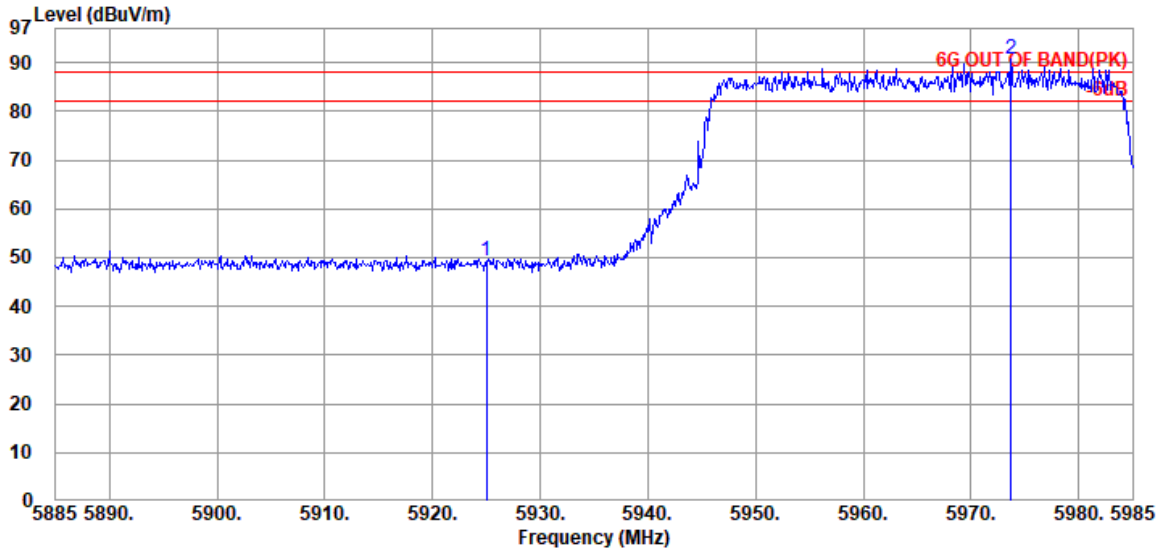

Antenna at Vertical Polarization

Emission Frequency (MHz)	Antenna Factor (dB/m)	Cable Loss (dB)	Preamp Gain (dB)	Read Level (dBμV)	Emission Level (dBμV/m)	Limits (dBμV/m)	Margin (dB)	Detector
5925.000	34.23	9.30	34.41	40.18	49.30	88.20	38.90	Peak
@ 5973.700	34.27	9.31	34.43	81.71	90.86	---	---	Peak

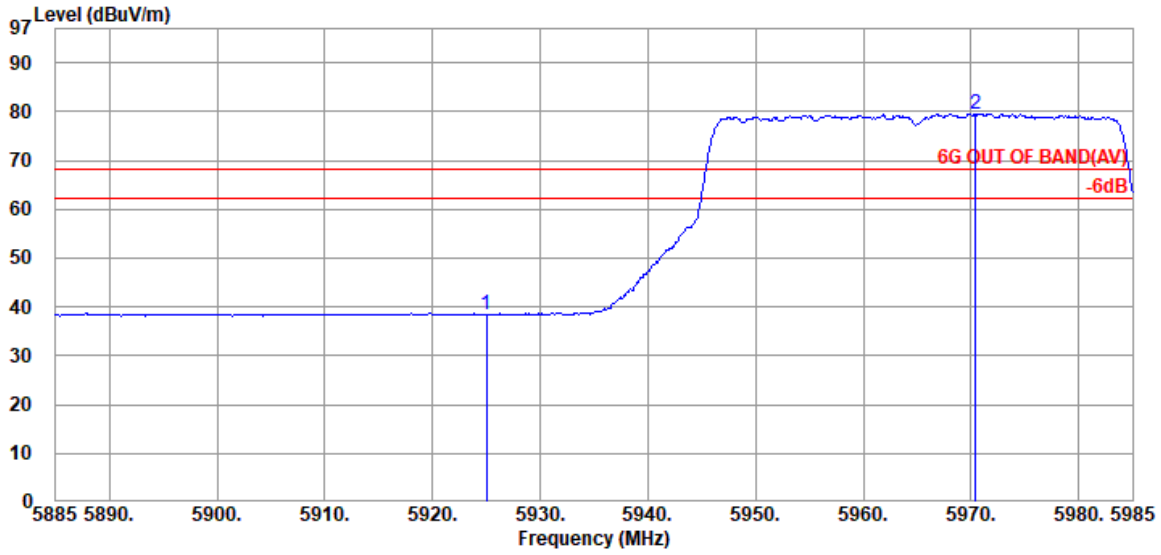

Antenna at Vertical Polarization

Emission Frequency (MHz)	Antenna Factor (dB/m)	Cable Loss (dB)	Preamp Gain (dB)	Read Level (dBμV)	Emission Level (dBμV/m)	Limits (dBμV/m)	Margin (dB)	Detector
5925.000	34.23	9.30	34.41	29.43	38.55	68.20	29.65	Average
@ 5970.400	34.27	9.31	34.43	70.42	79.57	---	---	Average

Remark: The "@" means fundamental frequency, it is ignored in this section.

This test report may be reproduced in full only. The document may only be updated by Audix Technology Corp. personnel. Any changes will be noted in the Document History section of the report.

Audix Technology Corp.
No. 491, Zhongfu Rd., Linkou Dist.,
New Taipei City244, Taiwan
Tel: +886 2 26099301
Fax: +886 2 26099303

Mode	802.11ax-HE40	U-NII Band	8
Test SKU	SKU #2 (with LUXSHARE-ICT Antenna)	Frequency	TX 7085MHz

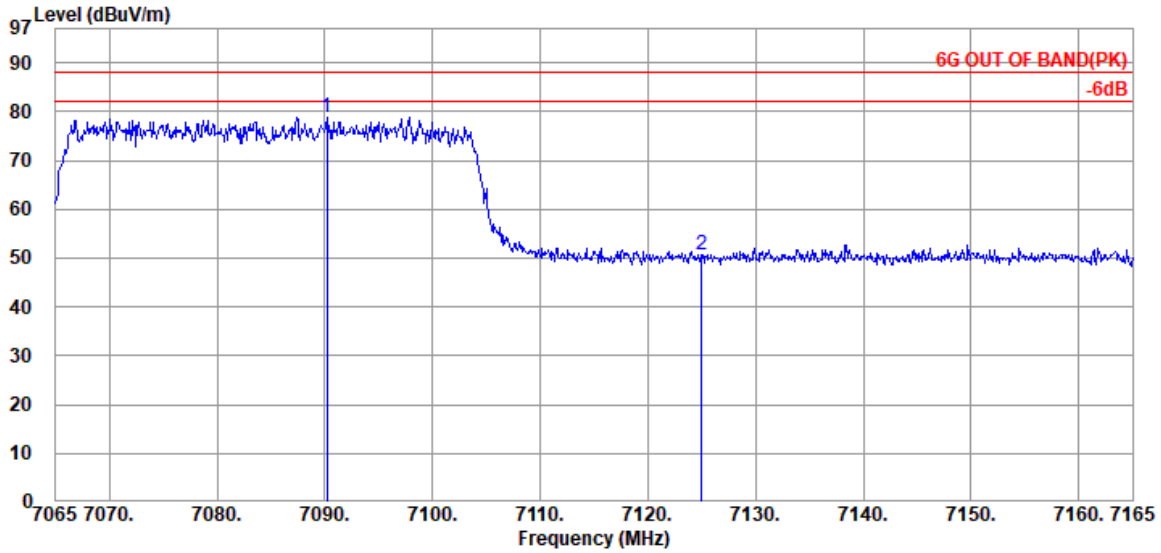

Antenna at Horizontal Polarization

	Emission Frequency (MHz)	Antenna Factor (dB/m)	Cable Loss (dB)	Preamp Gain (dB)	Read Level (dBμV)	Emission Level (dBμV/m)	Limits (dBμV/m)	Margin (dB)	Detector
	7090.200	35.80	9.80	34.57	67.87	78.90	---	---	Peak
@	7125.000	35.87	9.82	34.58	39.50	50.61	88.20	37.59	Peak

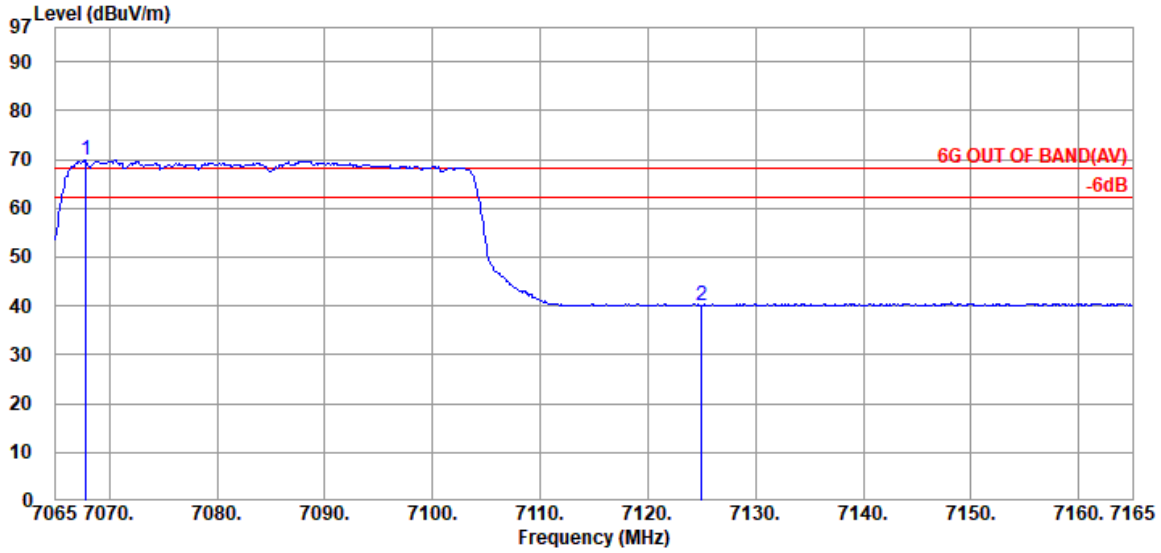

Antenna at Horizontal Polarization

	Emission Frequency (MHz)	Antenna Factor (dB/m)	Cable Loss (dB)	Preamp Gain (dB)	Read Level (dBμV)	Emission Level (dBμV/m)	Limits (dBμV/m)	Margin (dB)	Detector
	7067.800	35.65	9.78	34.56	58.87	69.74	---	---	Average
@	7125.000	35.87	9.82	34.58	29.10	40.21	68.20	27.99	Average

Remark: The "@" means fundamental frequency, it is ignored in this section.

This test report may be reproduced in full only. The document may only be updated by Audix Technology Corp. personnel. Any changes will be noted in the Document History section of the report.

Audix Technology Corp.
No. 491, Zhongfu Rd., Linkou Dist.,
New Taipei City244, Taiwan
Tel: +886 2 26099301
Fax: +886 2 26099303

Mode	802.11ax-HE40	U-NII Band	8
Test SKU	SKU #2 (with LUXSHARE-ICT Antenna)	Frequency	TX 7085MHz

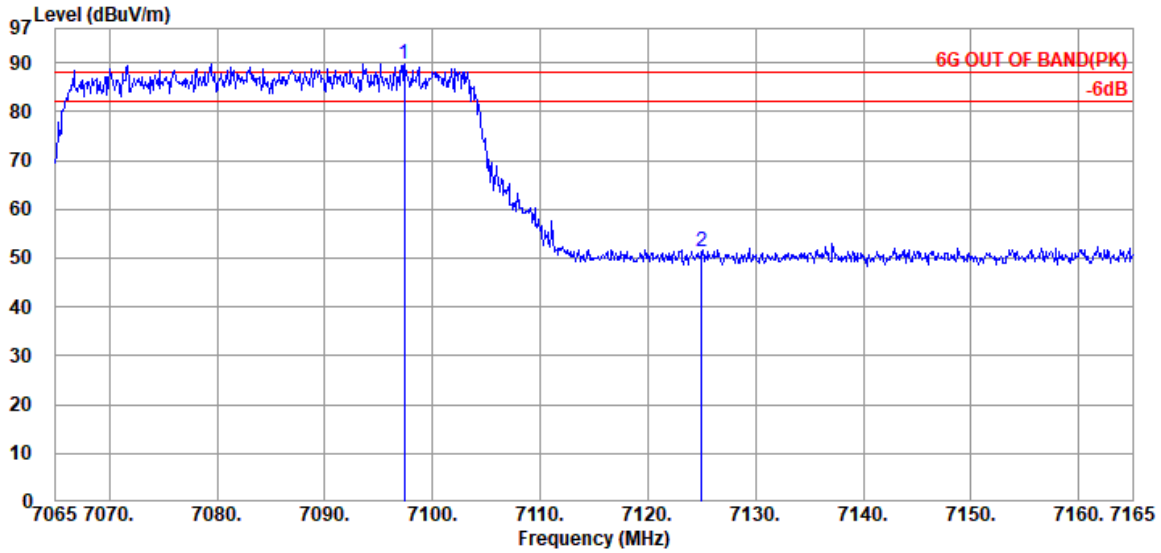

Antenna at Vertical Polarization

	Emission Frequency (MHz)	Antenna Factor (dB/m)	Cable Loss (dB)	Preamp Gain (dB)	Read Level (dBμV)	Emission Level (dBμV/m)	Limits (dBμV/m)	Margin (dB)	Detector
	7097.400	35.80	9.80	34.57	78.81	89.84	---	---	Peak
@	7125.000	35.87	9.82	34.58	40.10	51.21	88.20	36.99	Peak

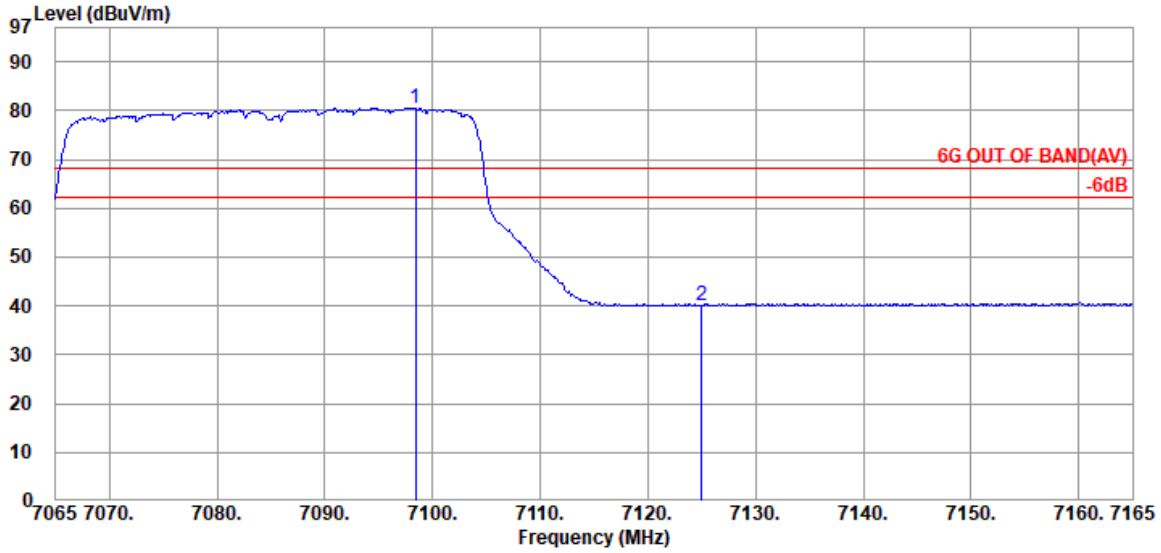

Antenna at Vertical Polarization

	Emission Frequency (MHz)	Antenna Factor (dB/m)	Cable Loss (dB)	Preamp Gain (dB)	Read Level (dBμV)	Emission Level (dBμV/m)	Limits (dBμV/m)	Margin (dB)	Detector
	7098.400	35.80	9.80	34.57	69.57	80.60	---	---	Average
@	7125.000	35.87	9.82	34.58	28.98	40.09	68.20	28.11	Average

Remark: The "@" means fundamental frequency, it is ignored in this section.

This test report may be reproduced in full only. The document may only be updated by Audix Technology Corp. personnel. Any changes will be noted in the Document History section of the report.

Audix Technology Corp.
No. 491, Zhongfu Rd., Linkou Dist.,
New Taipei City244, Taiwan
Tel: +886 2 26099301
Fax: +886 2 26099303

Mode	802.11ax-HE80	U-NII Band	5
Test SKU	SKU #2 (with LUXSHARE-ICT Antenna)	Frequency	TX 5985MHz

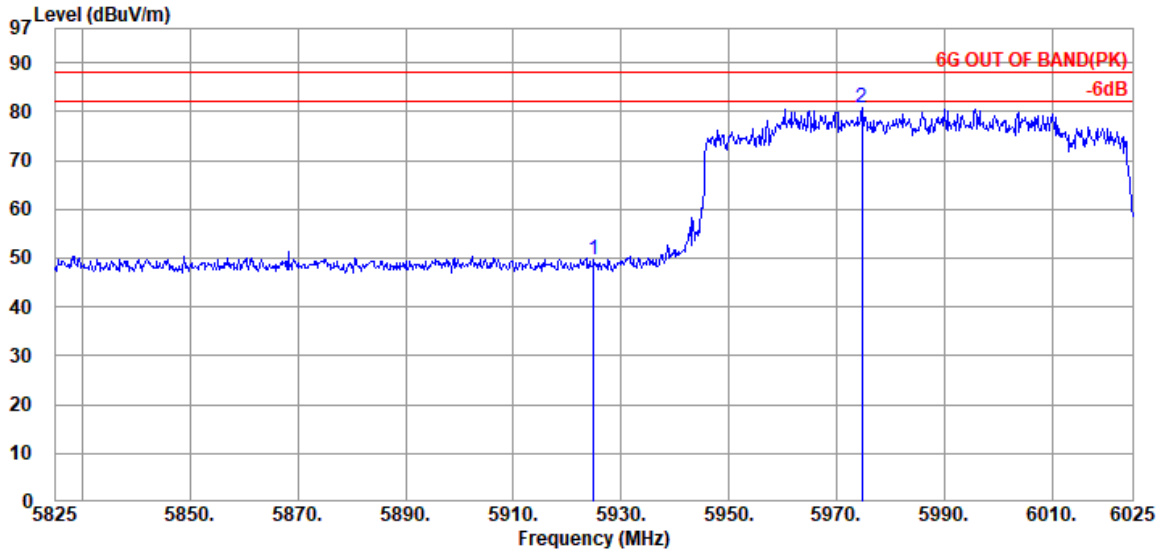

Antenna at Horizontal Polarization

	Emission Frequency (MHz)	Antenna Factor (dB/m)	Cable Loss (dB)	Preamp Gain (dB)	Read Level (dBμV)	Emission Level (dBμV/m)	Limits (dBμV/m)	Margin (dB)	Detector
	5925.000	34.23	9.30	34.41	40.44	49.56	88.20	38.64	Peak
@	5974.800	34.27	9.31	34.43	71.78	80.93	---	---	Peak

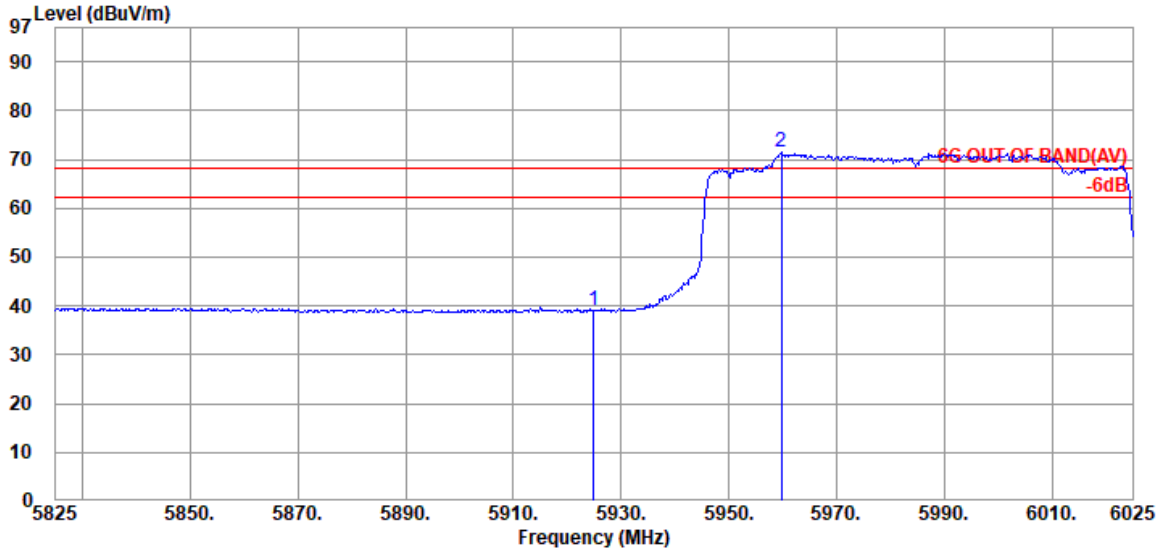

Antenna at Horizontal Polarization

	Emission Frequency (MHz)	Antenna Factor (dB/m)	Cable Loss (dB)	Preamp Gain (dB)	Read Level (dBμV)	Emission Level (dBμV/m)	Limits (dBμV/m)	Margin (dB)	Detector
	5925.000	34.23	9.30	34.41	29.87	38.99	68.20	29.21	Average
@	5959.800	34.27	9.31	34.43	62.34	71.49	---	---	Average

Remark: The "@" means fundamental frequency, it is ignored in this section.

This test report may be reproduced in full only. The document may only be updated by Audix Technology Corp. personnel. Any changes will be noted in the Document History section of the report.

Audix Technology Corp.
No. 491, Zhongfu Rd., Linkou Dist.,
New Taipei City244, Taiwan
Tel: +886 2 26099301
Fax: +886 2 26099303

Mode	802.11ax-HE80	U-NII Band	5
Test SKU	SKU #2 (with LUXSHARE-ICT Antenna)	Frequency	TX 5985MHz

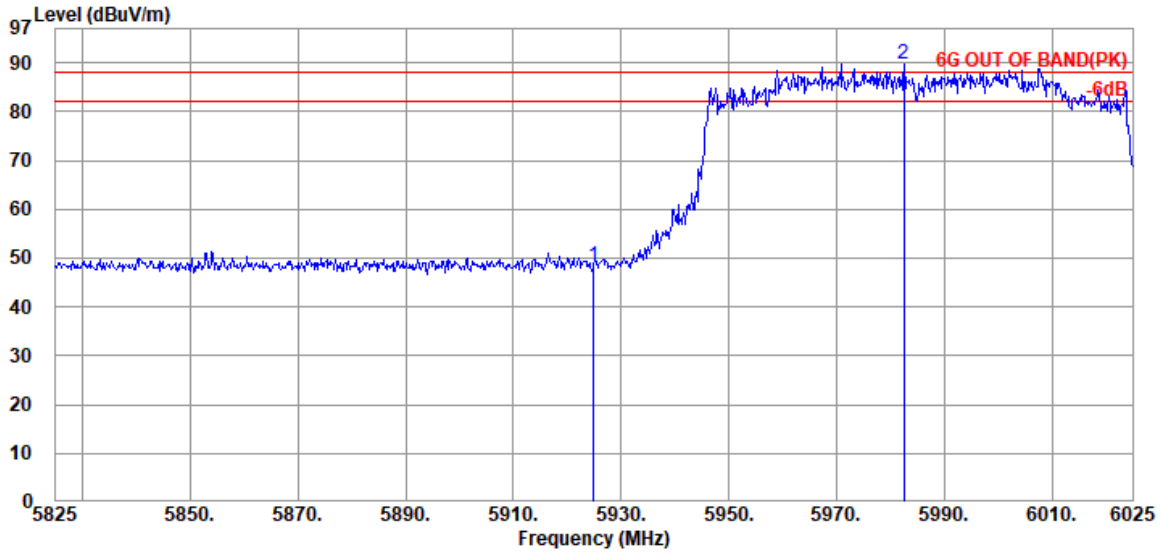

Antenna at Vertical Polarization

Emission Frequency (MHz)	Antenna Factor (dB/m)	Cable Loss (dB)	Preamp Gain (dB)	Read Level (dBμV)	Emission Level (dBμV/m)	Limits (dBμV/m)	Margin (dB)	Detector
5925.000	34.23	9.30	34.41	39.26	48.38	88.20	39.82	Peak
@ 5982.600	34.23	9.32	34.43	80.57	89.69	---	---	Peak

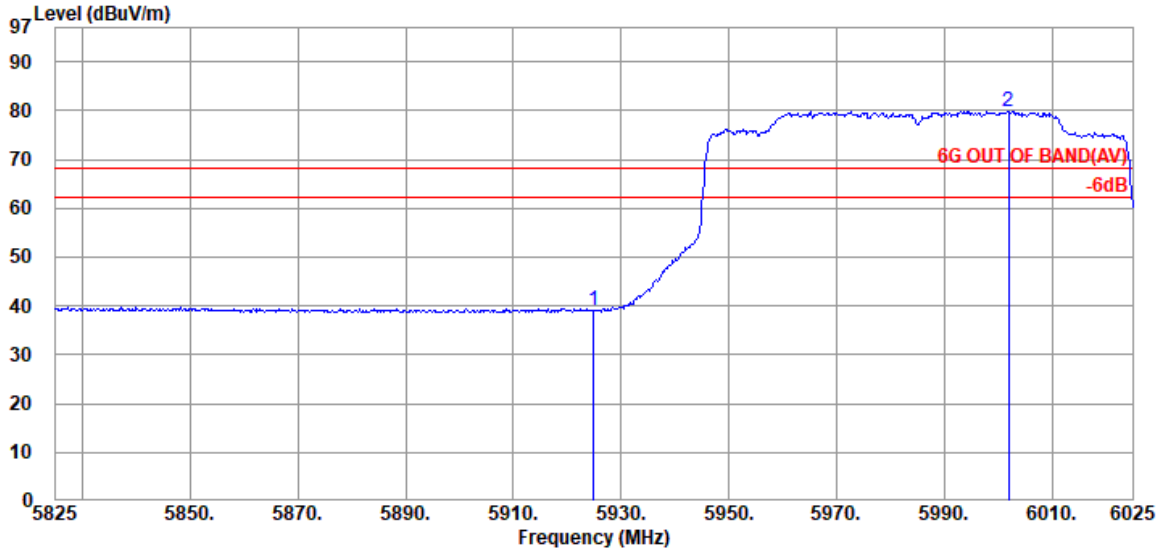

Antenna at Vertical Polarization

Emission Frequency (MHz)	Antenna Factor (dB/m)	Cable Loss (dB)	Preamp Gain (dB)	Read Level (dBμV)	Emission Level (dBμV/m)	Limits (dBμV/m)	Margin (dB)	Detector
5925.000	34.23	9.30	34.41	30.06	39.18	68.20	29.02	Average
@ 6002.000	34.20	9.33	34.44	70.78	79.87	---	---	Average

Remark: The "@" means fundamental frequency, it is ignored in this section.

This test report may be reproduced in full only. The document may only be updated by Audix Technology Corp. personnel. Any changes will be noted in the Document History section of the report.

Audix Technology Corp.
No. 491, Zhongfu Rd., Linkou Dist.,
New Taipei City244, Taiwan
Tel: +886 2 26099301
Fax: +886 2 26099303

Mode	802.11ax-HE80	U-NII Band	8
Test SKU	SKU #2 (with LUXSHARE-ICT Antenna)	Frequency	TX 7025MHz

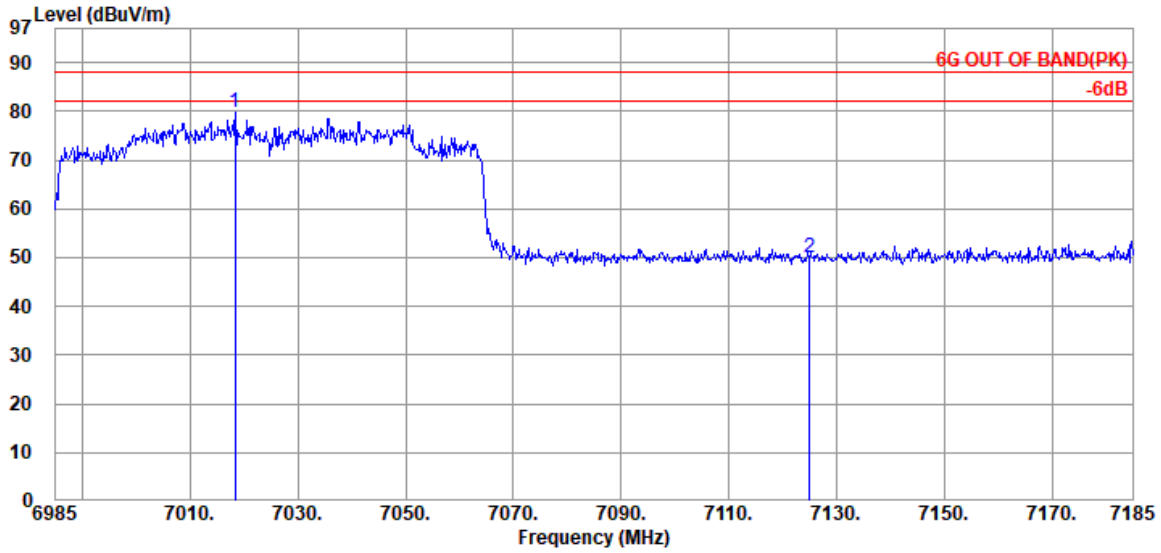

Antenna at Horizontal Polarization

Emission Frequency (MHz)	Antenna Factor (dB/m)	Cable Loss (dB)	Preamp Gain (dB)	Read Level (dBμV)	Emission Level (dBμV/m)	Limits (dBμV/m)	Margin (dB)	Detector
@ 7018.400	35.57	9.73	34.52	69.10	79.88	---	---	Peak
7125.000	35.87	9.82	34.58	38.82	49.93	88.20	38.27	Peak

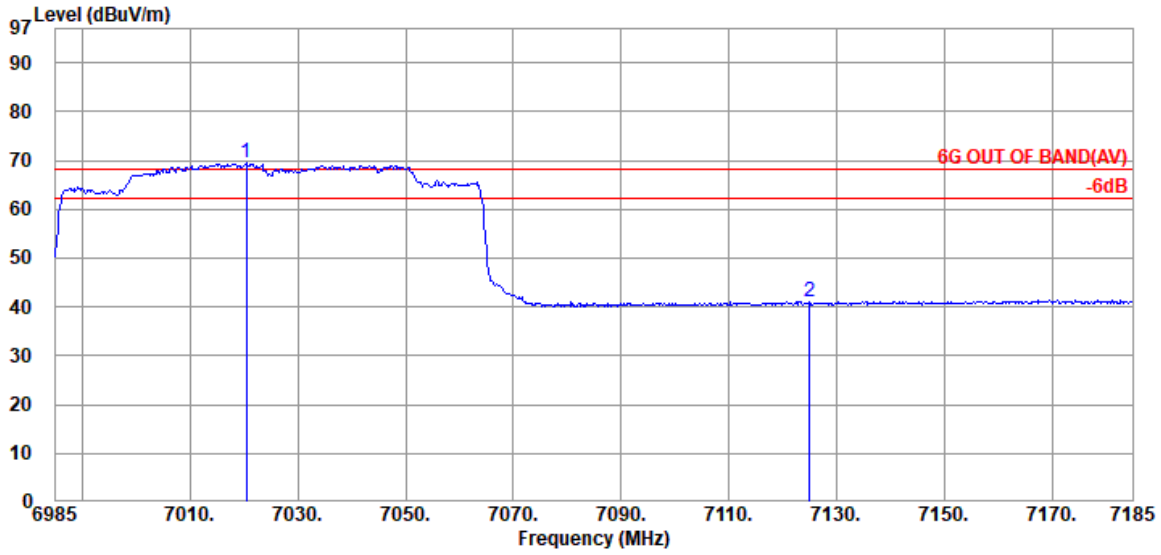

Antenna at Horizontal Polarization

Emission Frequency (MHz)	Antenna Factor (dB/m)	Cable Loss (dB)	Preamp Gain (dB)	Read Level (dBμV)	Emission Level (dBμV/m)	Limits (dBμV/m)	Margin (dB)	Detector
@ 7020.400	35.57	9.73	34.52	58.65	69.43	---	---	Average
7125.000	35.87	9.82	34.58	29.78	40.89	68.20	27.31	Average

Remark: The "@" means fundamental frequency, it is ignored in this section.

This test report may be reproduced in full only. The document may only be updated by Audix Technology Corp. personnel. Any changes will be noted in the Document History section of the report.

Audix Technology Corp.
No. 491, Zhongfu Rd., Linkou Dist.,
New Taipei City244, Taiwan

Tel: +886 2 26099301
Fax: +886 2 26099303

Mode	802.11ax-HE80	U-NII Band	8
Test SKU	SKU #2 (with LUXSHARE-ICT Antenna)	Frequency	TX 7025MHz

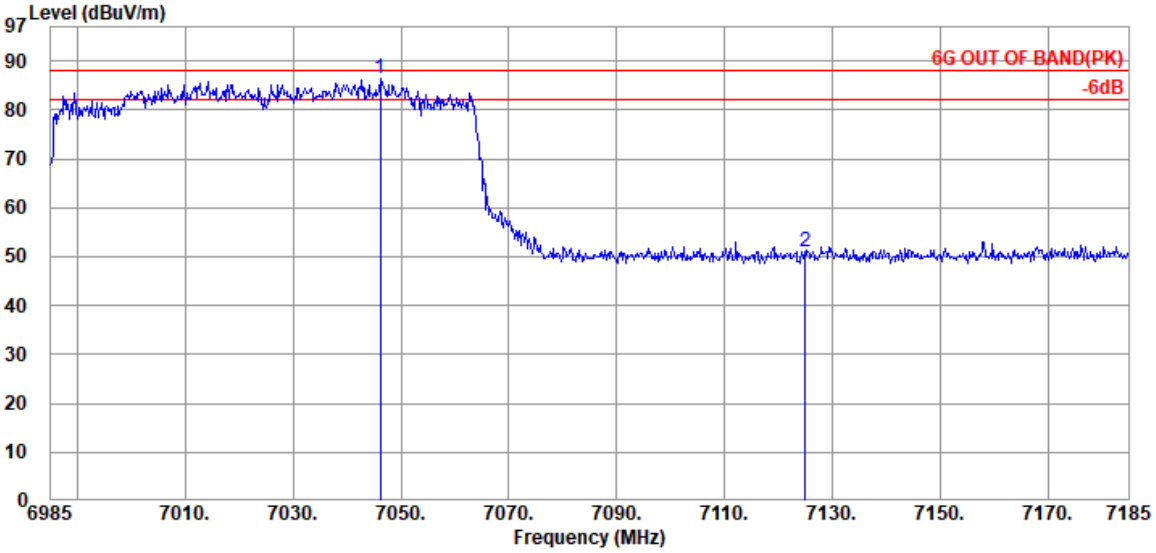

Antenna at Vertical Polarization

Emission Frequency (MHz)	Antenna Factor (dB/m)	Cable Loss (dB)	Preamp Gain (dB)	Read Level (dBμV)	Emission Level (dBμV/m)	Limits (dBμV/m)	Margin (dB)	Detector
@ 7046.200	35.50	9.77	34.54	75.58	86.31	---	---	Peak
7125.000	35.87	9.82	34.58	39.84	50.95	88.20	37.25	Peak

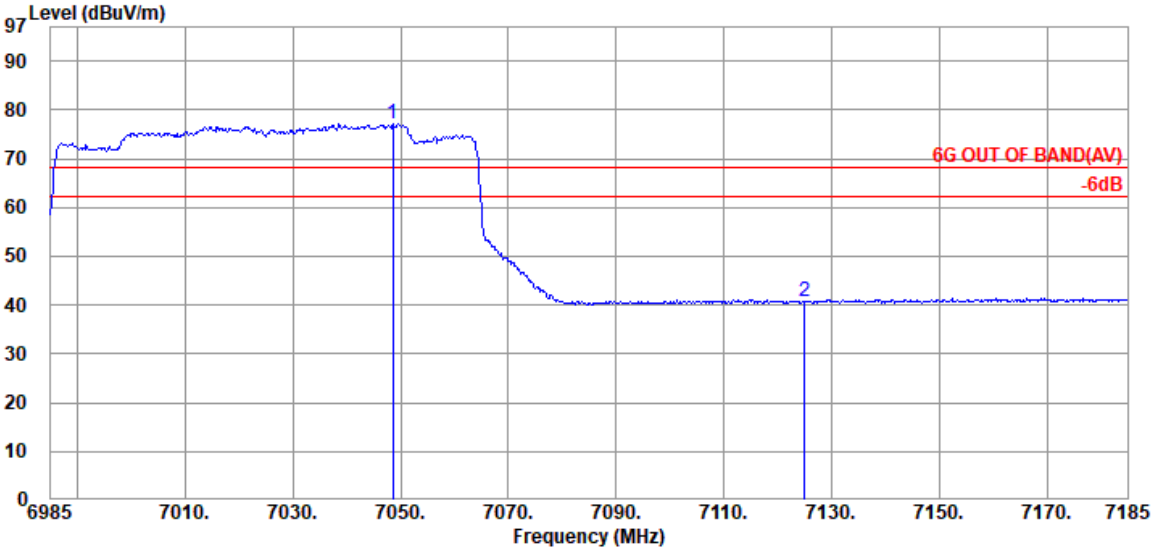

Antenna at Vertical Polarization

Emission Frequency (MHz)	Antenna Factor (dB/m)	Cable Loss (dB)	Preamp Gain (dB)	Read Level (dBμV)	Emission Level (dBμV/m)	Limits (dBμV/m)	Margin (dB)	Detector
@ 7048.600	35.50	9.77	34.54	66.34	77.07	---	---	Average
7125.000	35.87	9.82	34.58	29.68	40.79	68.20	27.41	Average

Remark: The "@" means fundamental frequency, it is ignored in this section.

This test report may be reproduced in full only. The document may only be updated by Audix Technology Corp. personnel. Any changes will be noted in the Document History section of the report.

Audix Technology Corp.
No. 491, Zhongfu Rd., Linkou Dist.,
New Taipei City244, Taiwan
Tel: +886 2 26099301
Fax: +886 2 26099303

Mode	802.11ax-HE160	U-NII Band	5
Test SKU	SKU #2 (with LUXSHARE-ICT Antenna)	Frequency	TX 6025MHz

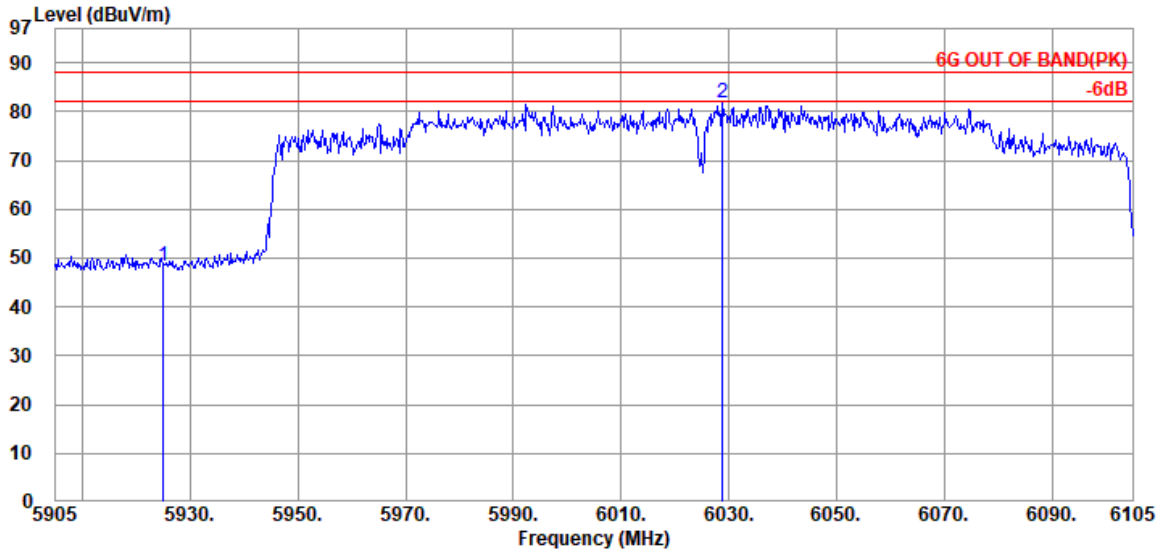

Antenna at Horizontal Polarization

Emission Frequency (MHz)	Antenna Factor (dB/m)	Cable Loss (dB)	Preamp Gain (dB)	Read Level (dBμV)	Emission Level (dBμV/m)	Limits (dBμV/m)	Margin (dB)	Detector
5925.000	34.23	9.30	34.41	39.08	48.20	88.20	40.00	Peak
@ 6028.800	34.27	9.34	34.42	72.54	81.73	---	---	Peak

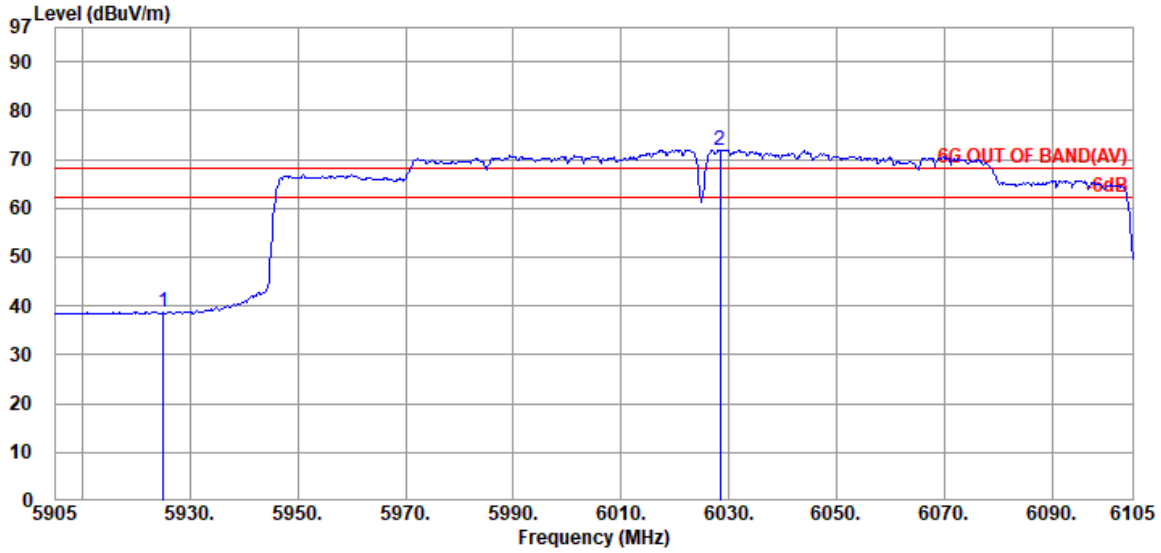

Antenna at Horizontal Polarization

Emission Frequency (MHz)	Antenna Factor (dB/m)	Cable Loss (dB)	Preamp Gain (dB)	Read Level (dBμV)	Emission Level (dBμV/m)	Limits (dBμV/m)	Margin (dB)	Detector
5925.000	34.23	9.30	34.41	29.47	38.59	68.20	29.61	Average
@ 6028.400	34.27	9.34	34.42	62.80	71.99	---	---	Average

Remark: The "@" means fundamental frequency, it is ignored in this section.

This test report may be reproduced in full only. The document may only be updated by Audix Technology Corp. personnel. Any changes will be noted in the Document History section of the report.

Audix Technology Corp.
No. 491, Zhongfu Rd., Linkou Dist.,
New Taipei City244, Taiwan
Tel: +886 2 26099301
Fax: +886 2 26099303

Mode	802.11ax-HE160	U-NII Band	5
Test SKU	SKU #2 (with LUXSHARE-ICT Antenna)	Frequency	TX 6025MHz

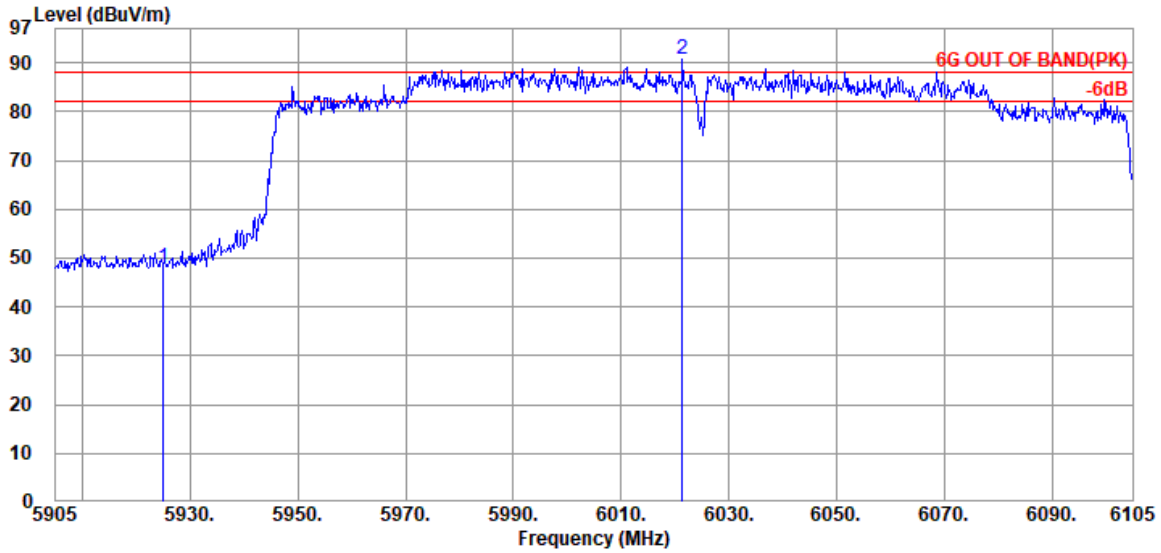

Antenna at Vertical Polarization

	Emission Frequency (MHz)	Antenna Factor (dB/m)	Cable Loss (dB)	Preamp Gain (dB)	Read Level (dBμV)	Emission Level (dBμV/m)	Limits (dBμV/m)	Margin (dB)	Detector
	5925.000	34.23	9.30	34.41	38.73	47.85	88.20	40.35	Peak
@	6021.400	34.23	9.34	34.42	81.42	90.57	---	---	Peak

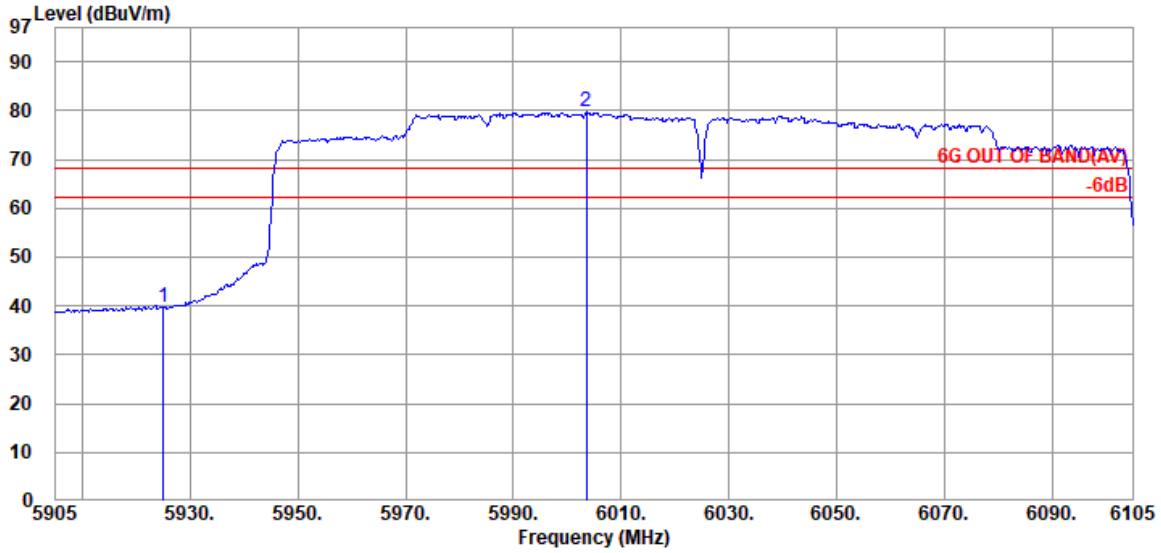

Antenna at Vertical Polarization

	Emission Frequency (MHz)	Antenna Factor (dB/m)	Cable Loss (dB)	Preamp Gain (dB)	Read Level (dBμV)	Emission Level (dBμV/m)	Limits (dBμV/m)	Margin (dB)	Detector
	5925.000	34.23	9.30	34.41	30.56	39.68	68.20	28.52	Average
@	6003.600	34.20	9.33	34.44	70.62	79.71	---	---	Average

Remark: The "@" means fundamental frequency, it is ignored in this section.

This test report may be reproduced in full only. The document may only be updated by Audix Technology Corp. personnel. Any changes will be noted in the Document History section of the report.

Audix Technology Corp.
No. 491, Zhongfu Rd., Linkou Dist.,
New Taipei City244, Taiwan
Tel: +886 2 26099301
Fax: +886 2 26099303

Mode	802.11ax-HE160	U-NII Band	8
Test SKU	SKU #2 (with LUXSHARE-ICT Antenna)	Frequency	TX 6985MHz

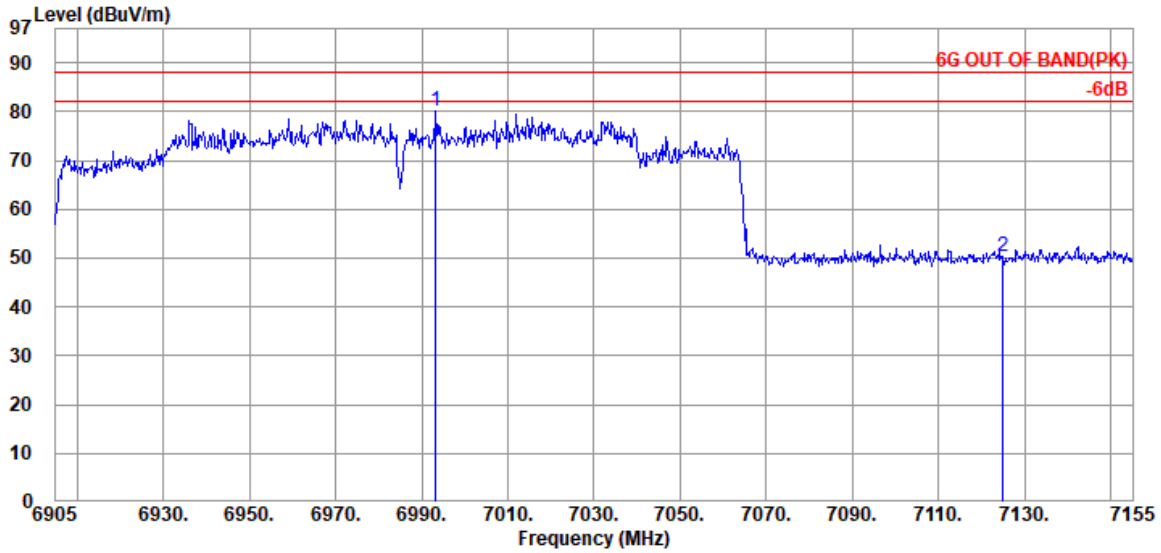

Antenna at Horizontal Polarization

Emission Frequency (MHz)	Antenna Factor (dB/m)	Cable Loss (dB)	Preamp Gain (dB)	Read Level (dBμV)	Emission Level (dBμV/m)	Limits (dBμV/m)	Margin (dB)	Detector
6993.250	35.60	9.71	34.51	69.46	80.26	---	---	Peak
@ 7125.000	35.87	9.82	34.58	39.17	50.28	88.20	37.92	Peak

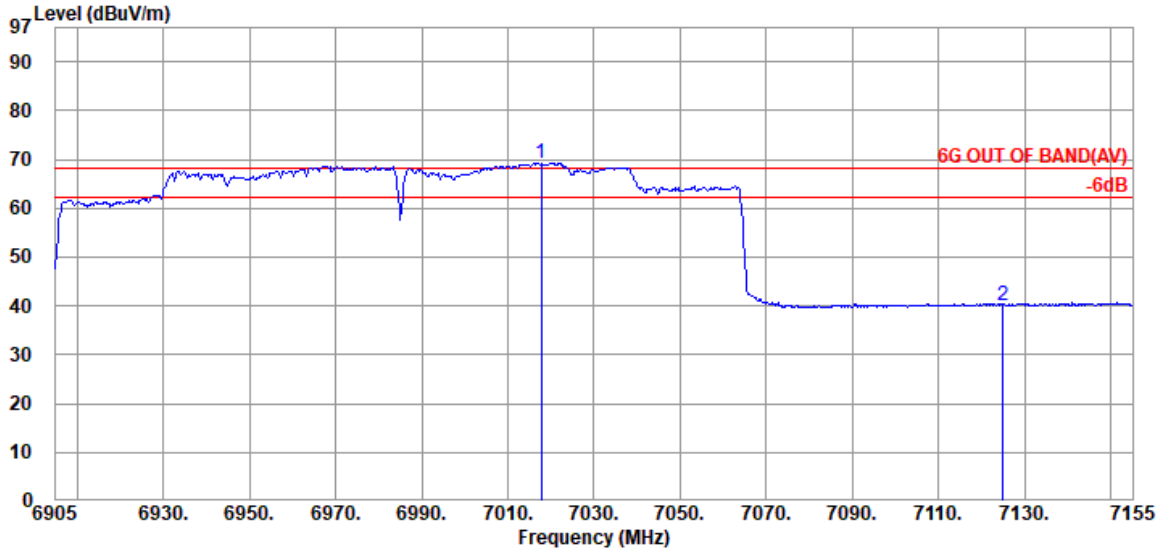

Antenna at Horizontal Polarization

Emission Frequency (MHz)	Antenna Factor (dB/m)	Cable Loss (dB)	Preamp Gain (dB)	Read Level (dBμV)	Emission Level (dBμV/m)	Limits (dBμV/m)	Margin (dB)	Detector
7017.750	35.57	9.73	34.52	58.50	69.28	---	---	Average
@ 7125.000	35.87	9.82	34.58	29.04	40.15	68.20	28.05	Average

Remark: The "@" means fundamental frequency, it is ignored in this section.

This test report may be reproduced in full only. The document may only be updated by Audix Technology Corp. personnel. Any changes will be noted in the Document History section of the report.

Audix Technology Corp.
No. 491, Zhongfu Rd., Linkou Dist.,
New Taipei City244, Taiwan
Tel: +886 2 26099301
Fax: +886 2 26099303

Mode	802.11ax-HE160	U-NII Band	8
Test SKU	SKU #2 (with LUXSHARE-ICT Antenna)	Frequency	TX 6985MHz

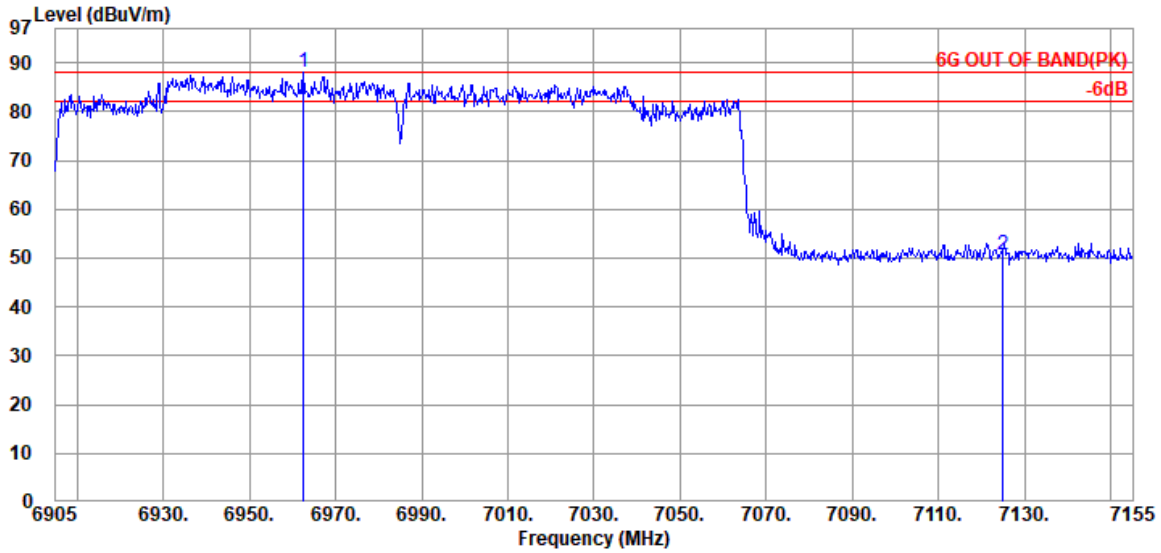

Antenna at Vertical Polarization

Emission Frequency (MHz)	Antenna Factor (dB/m)	Cable Loss (dB)	Preamp Gain (dB)	Read Level (dBμV)	Emission Level (dBμV/m)	Limits (dBμV/m)	Margin (dB)	Detector
6962.500	35.50	9.70	34.49	77.32	88.03	---	---	Peak
@ 7125.000	35.87	9.82	34.58	39.68	50.79	88.20	37.41	Peak

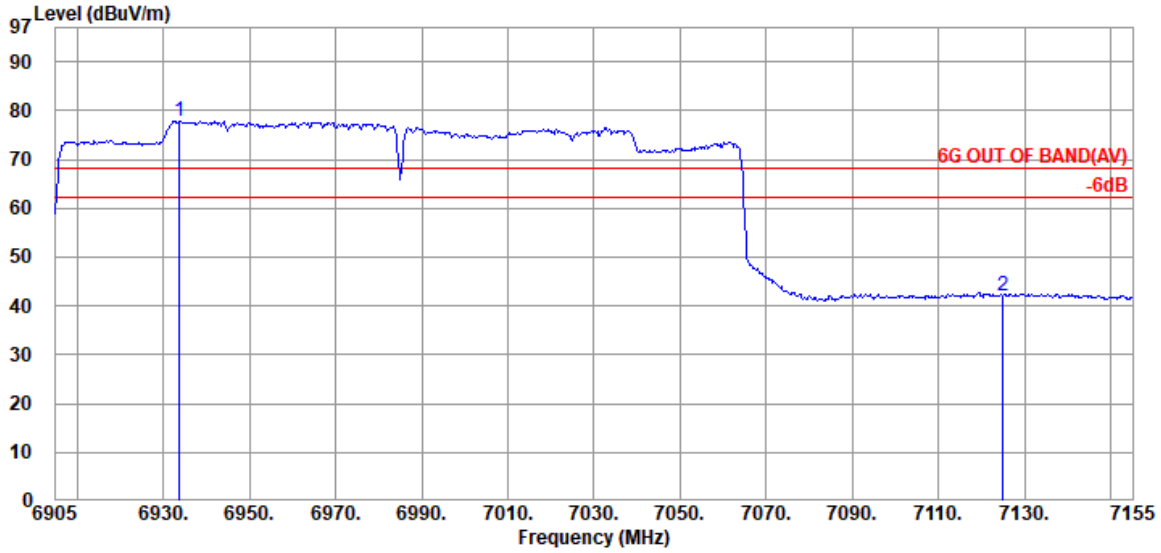

Antenna at Vertical Polarization

Emission Frequency (MHz)	Antenna Factor (dB/m)	Cable Loss (dB)	Preamp Gain (dB)	Read Level (dBμV)	Emission Level (dBμV/m)	Limits (dBμV/m)	Margin (dB)	Detector
6933.750	35.43	9.69	34.46	67.22	77.88	---	---	Average
@ 7125.000	35.87	9.82	34.58	31.02	42.13	68.20	26.07	Average

Remark: The "@" means fundamental frequency, it is ignored in this section.

This test report may be reproduced in full only. The document may only be updated by Audix Technology Corp. personnel. Any changes will be noted in the Document History section of the report.

Audix Technology Corp.
No. 491, Zhongfu Rd., Linkou Dist.,
New Taipei City244, Taiwan
Tel: +886 2 26099301
Fax: +886 2 26099303

- OFDMA Modulation

Tones	26T	RU Index	0
Mode	802.11ax-HE20	U-NII Band	5
Test SKU	SKU #2 (with LUXSHARE-ICT Antenna)	Frequency	TX 5955MHz

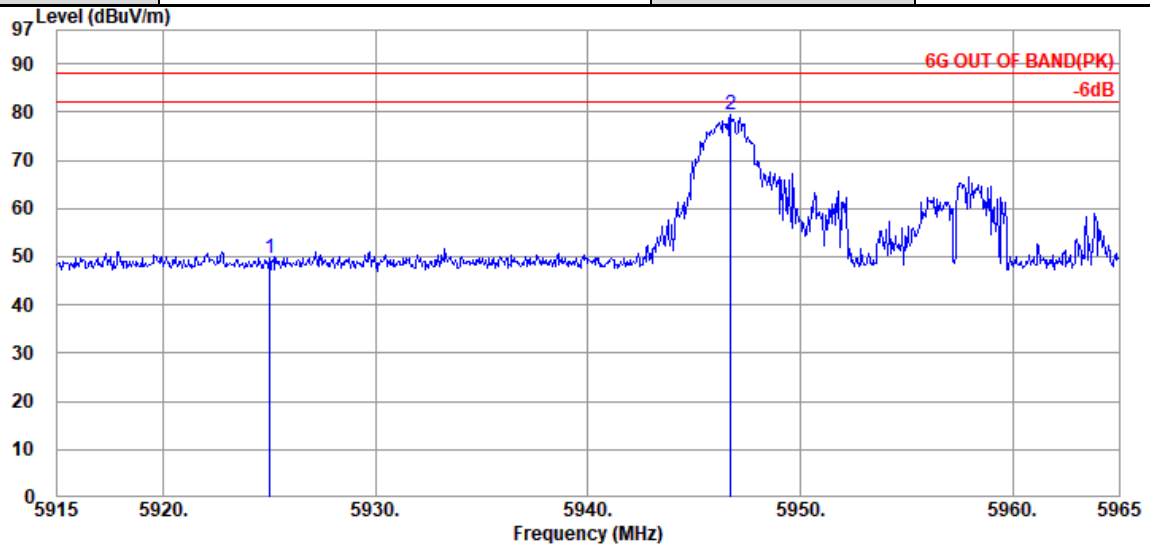

Antenna at Horizontal Polarization

	Emission Frequency (MHz)	Antenna Factor (dB/m)	Cable Loss (dB)	Preamp Gain (dB)	Read Level (dBμV)	Emission Level (dBμV/m)	Limits (dBμV/m)	Margin (dB)	Detector
	5925.000	34.23	9.30	34.41	40.40	49.52	88.20	38.68	Peak
@	5946.700	34.30	9.30	34.42	70.38	79.56	---	---	Peak

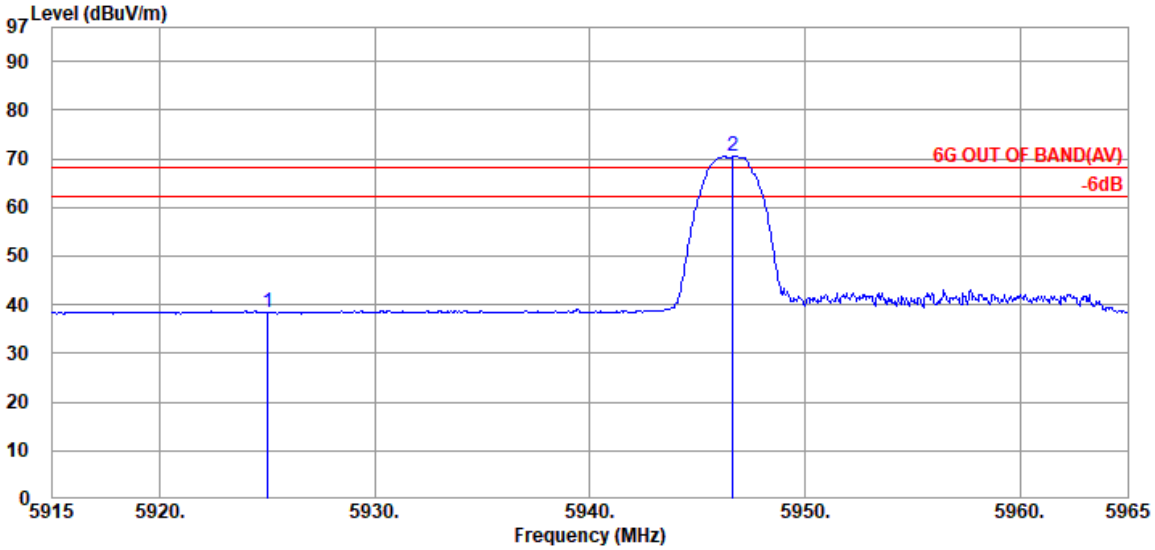

Antenna at Horizontal Polarization

	Emission Frequency (MHz)	Antenna Factor (dB/m)	Cable Loss (dB)	Preamp Gain (dB)	Read Level (dBμV)	Emission Level (dBμV/m)	Limits (dBμV/m)	Margin (dB)	Detector
	5925.000	34.23	9.30	34.41	29.25	38.37	68.20	29.83	Average
@	5946.650	34.30	9.30	34.42	61.44	70.62	---	---	Average

Remark: The "@" means fundamental frequency, it is ignored in this section.

This test report may be reproduced in full only. The document may only be updated by Audix Technology Corp. personnel. Any changes will be noted in the Document History section of the report.

Audix Technology Corp.
No. 491, Zhongfu Rd., Linkou Dist.,
New Taipei City244, Taiwan
Tel: +886 2 26099301
Fax: +886 2 26099303

Tones	26T	RU Index	0
Mode	802.11ax-HE20	U-NII Band	5
Test SKU	SKU #2 (with LUXSHARE-ICT Antenna)	Frequency	TX 5955MHz

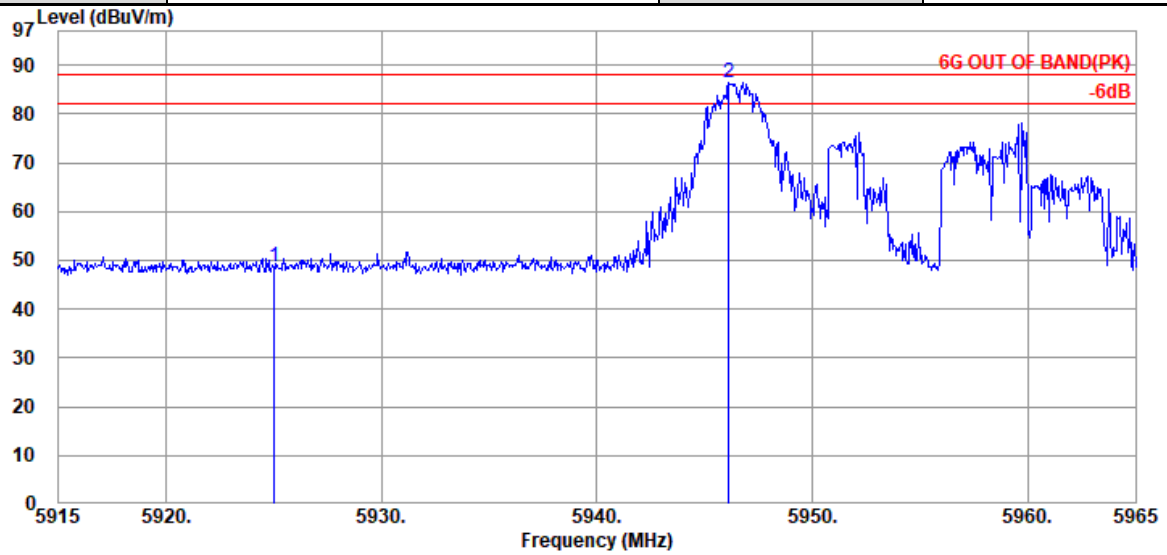

Antenna at Vertical Polarization

Emission Frequency (MHz)	Antenna Factor (dB/m)	Cable Loss (dB)	Preamp Gain (dB)	Read Level (dBμV)	Emission Level (dBμV/m)	Limits (dBμV/m)	Margin (dB)	Detector
5925.000	34.23	9.30	34.41	39.61	48.73	88.20	39.47	Peak
@ 5946.100	34.30	9.30	34.42	77.26	86.44	---	---	Peak

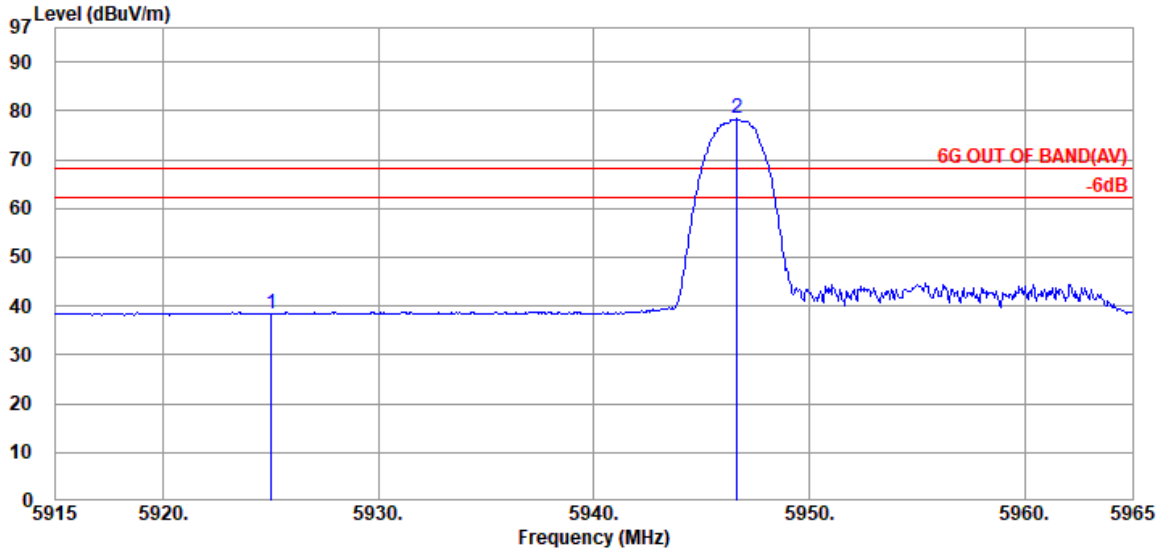

Antenna at Vertical Polarization

Emission Frequency (MHz)	Antenna Factor (dB/m)	Cable Loss (dB)	Preamp Gain (dB)	Read Level (dBμV)	Emission Level (dBμV/m)	Limits (dBμV/m)	Margin (dB)	Detector
5925.000	34.23	9.30	34.41	29.31	38.43	68.20	29.77	Average
@ 5946.650	34.30	9.30	34.42	69.23	78.41	---	---	Average

Remark: The "@" means fundamental frequency, it is ignored in this section.

This test report may be reproduced in full only. The document may only be updated by Audix Technology Corp. personnel. Any changes will be noted in the Document History section of the report.

Audix Technology Corp.
No. 491, Zhongfu Rd., Linkou Dist.,
New Taipei City244, Taiwan
Tel: +886 2 26099301
Fax: +886 2 26099303

Tones	52T	RU Index	37
Mode	802.11ax-HE40	U-NII Band	5
Test SKU	SKU #2 (with LUXSHARE-ICT Antenna)	Frequency	TX 5965MHz

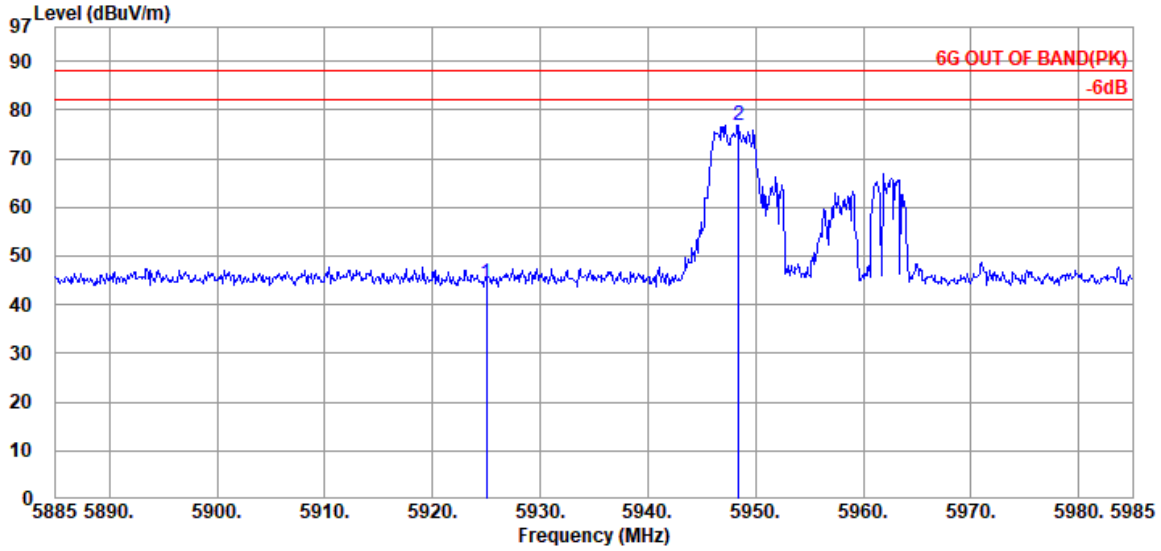

Antenna at Horizontal Polarization

	Emission Frequency (MHz)	Antenna Factor (dB/m)	Cable Loss (dB)	Preamp Gain (dB)	Read Level (dBμV)	Emission Level (dBμV/m)	Limits (dBμV/m)	Margin (dB)	Detector
	5925.000	34.23	9.30	34.41	35.32	44.44	88.20	43.76	Peak
@	5948.400	34.30	9.30	34.42	67.55	76.73	---	---	Peak

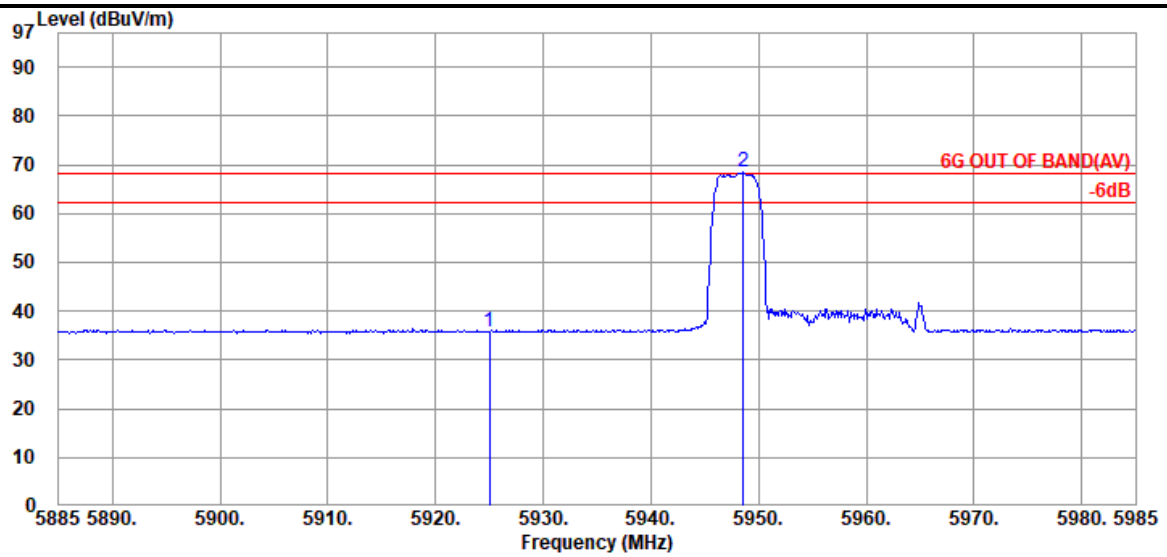

Antenna at Horizontal Polarization

	Emission Frequency (MHz)	Antenna Factor (dB/m)	Cable Loss (dB)	Preamp Gain (dB)	Read Level (dBμV)	Emission Level (dBμV/m)	Limits (dBμV/m)	Margin (dB)	Detector
	5925.000	34.23	9.30	34.41	26.68	35.80	68.20	32.40	Average
@	5948.600	34.30	9.30	34.42	59.24	68.42	---	---	Average

Remark: The "@" means fundamental frequency, it is ignored in this section.

This test report may be reproduced in full only. The document may only be updated by Audix Technology Corp. personnel. Any changes will be noted in the Document History section of the report.

Audix Technology Corp.
No. 491, Zhongfu Rd., Linkou Dist.,
New Taipei City244, Taiwan
Tel: +886 2 26099301
Fax: +886 2 26099303

Tones	52T	RU Index	37
Mode	802.11ax-HE40	U-NII Band	5
Test SKU	SKU #2 (with LUXSHARE-ICT Antenna)	Frequency	TX 5965MHz

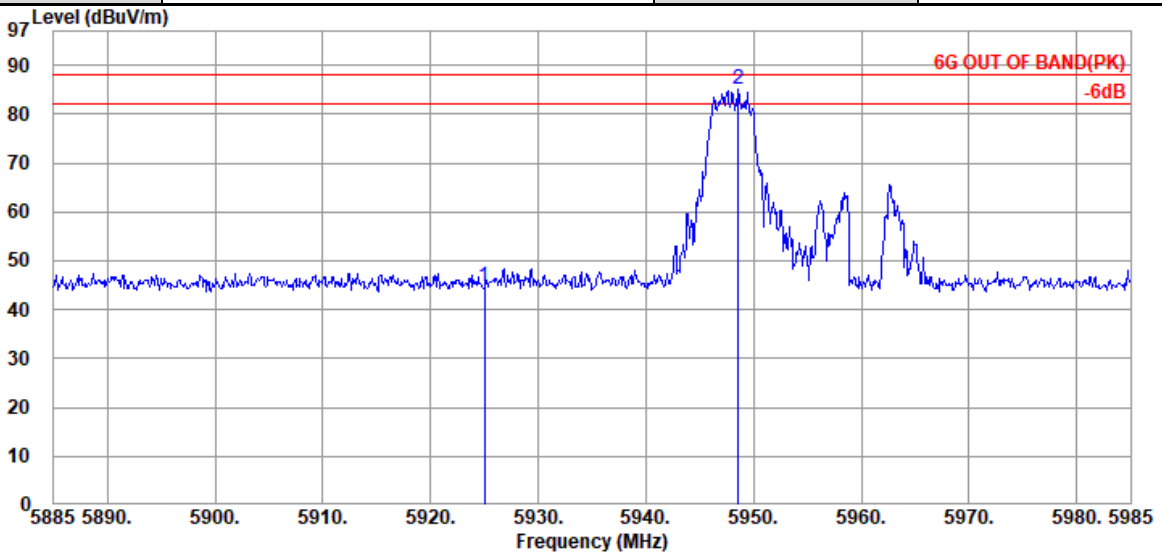

Antenna at Vertical Polarization

	Emission Frequency (MHz)	Antenna Factor (dB/m)	Cable Loss (dB)	Preamp Gain (dB)	Read Level (dBμV)	Emission Level (dBμV/m)	Limits (dBμV/m)	Margin (dB)	Detector
	5925.000	34.23	9.30	34.41	35.74	44.86	88.20	43.34	Peak
@	5948.600	34.30	9.30	34.42	76.05	85.23	---	---	Peak

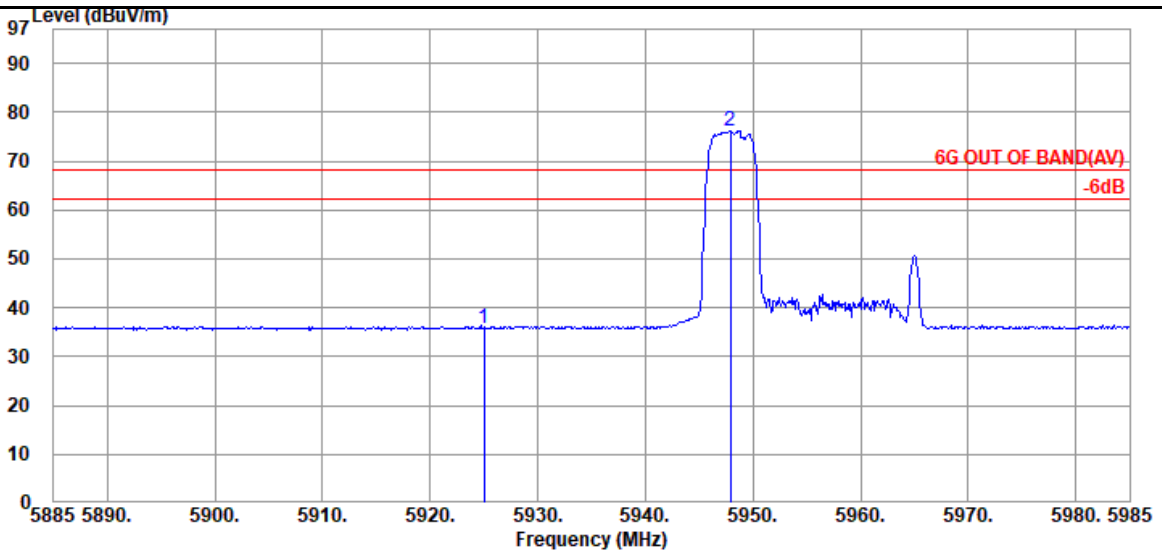

Antenna at Vertical Polarization

	Emission Frequency (MHz)	Antenna Factor (dB/m)	Cable Loss (dB)	Preamp Gain (dB)	Read Level (dBμV)	Emission Level (dBμV/m)	Limits (dBμV/m)	Margin (dB)	Detector
	5925.000	34.23	9.30	34.41	26.76	35.88	68.20	32.32	Average
@	5947.900	34.30	9.30	34.42	67.03	76.21	---	---	Average

Remark: The "@" means fundamental frequency, it is ignored in this section.

This test report may be reproduced in full only. The document may only be updated by Audix Technology Corp. personnel. Any changes will be noted in the Document History section of the report.

Audix Technology Corp.
No. 491, Zhongfu Rd., Linkou Dist.,
New Taipei City244, Taiwan
Tel: +886 2 26099301
Fax: +886 2 26099303

Tones	52T	RU Index	44
Mode	802.11ax-HE40	U-NII Band	8
Test SKU	SKU #2 (with LUXSHARE-ICT Antenna)	Frequency	TX 7085MHz

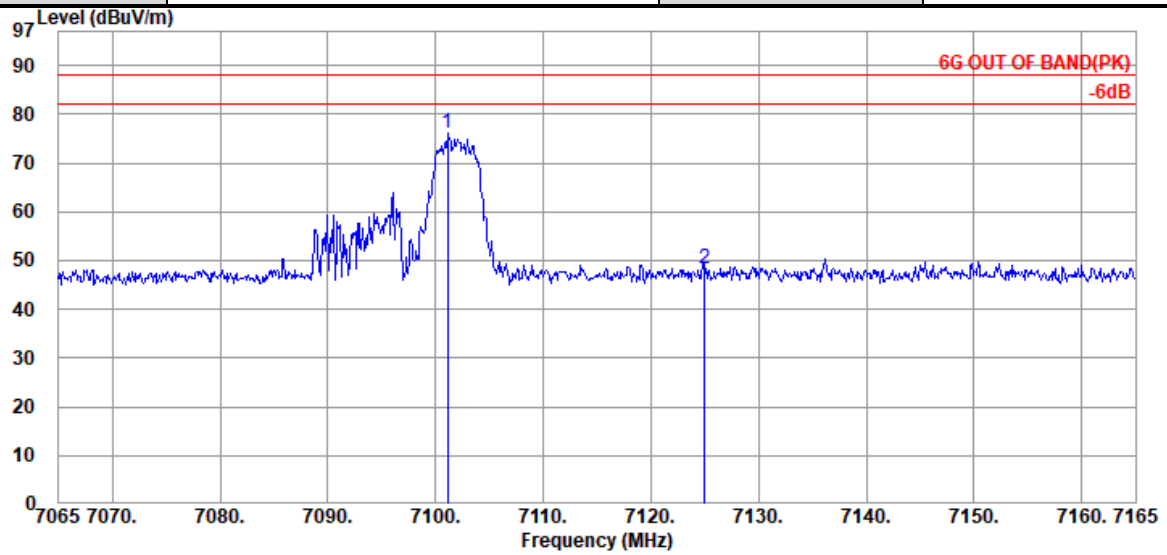

Antenna at Horizontal Polarization

	Emission Frequency (MHz)	Antenna Factor (dB/m)	Cable Loss (dB)	Preamp Gain (dB)	Read Level (dBμV)	Emission Level (dBμV/m)	Limits (dBμV/m)	Margin (dB)	Detector
@	7101.100	35.80	9.80	34.57	64.96	75.99	---	---	Peak
	7125.000	35.87	9.82	34.58	37.16	48.27	88.20	39.93	Peak

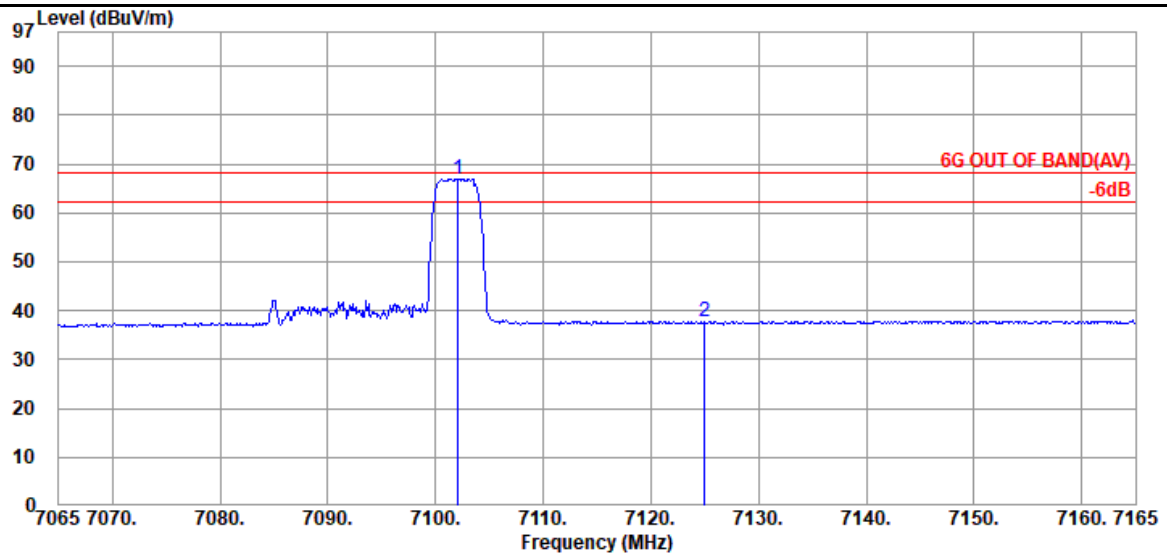

Antenna at Horizontal Polarization

	Emission Frequency (MHz)	Antenna Factor (dB/m)	Cable Loss (dB)	Preamp Gain (dB)	Read Level (dBμV)	Emission Level (dBμV/m)	Limits (dBμV/m)	Margin (dB)	Detector
@	7102.100	35.80	9.80	34.57	55.98	67.01	---	---	Average
	7125.000	35.87	9.82	34.58	26.50	37.61	68.20	30.59	Average

Remark: The "@" means fundamental frequency, it is ignored in this section.

This test report may be reproduced in full only. The document may only be updated by Audix Technology Corp. personnel. Any changes will be noted in the Document History section of the report.

Audix Technology Corp.
No. 491, Zhongfu Rd., Linkou Dist.,
New Taipei City244, Taiwan
Tel: +886 2 26099301
Fax: +886 2 26099303

Tones	52T	RU Index	44
Mode	802.11ax-HE40	U-NII Band	8
Test SKU	SKU #2 (with LUXSHARE-ICT Antenna)	Frequency	TX 7085MHz

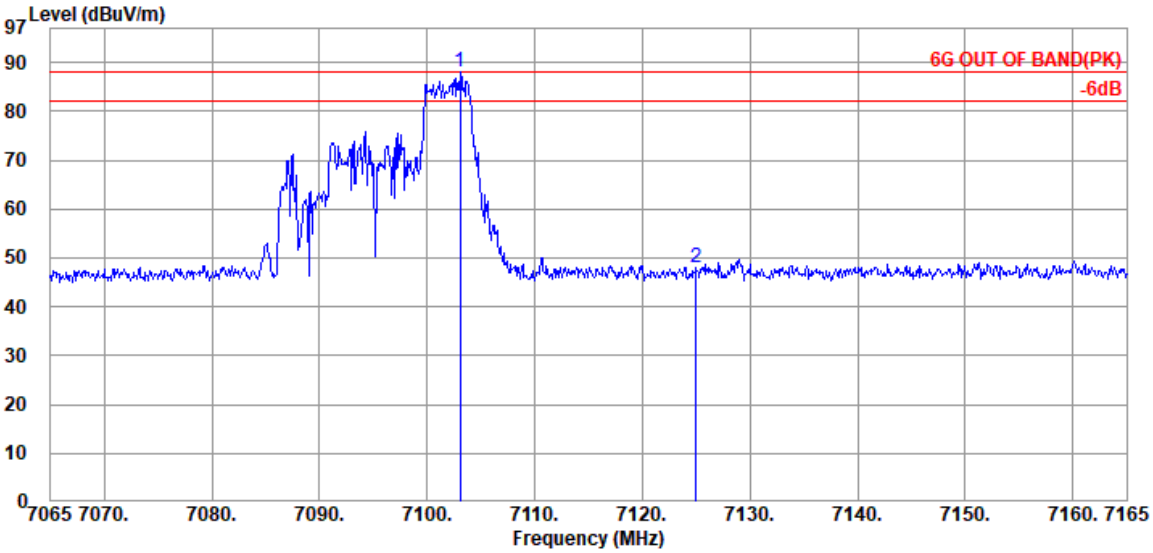

Antenna at Vertical Polarization

Emission Frequency (MHz)	Antenna Factor (dB/m)	Cable Loss (dB)	Preamp Gain (dB)	Read Level (dBμV)	Emission Level (dBμV/m)	Limits (dBμV/m)	Margin (dB)	Detector
@ 7103.100	35.80	9.80	34.57	77.07	88.10	---	---	Peak
7125.000	35.87	9.82	34.58	36.99	48.10	88.20	40.10	Peak

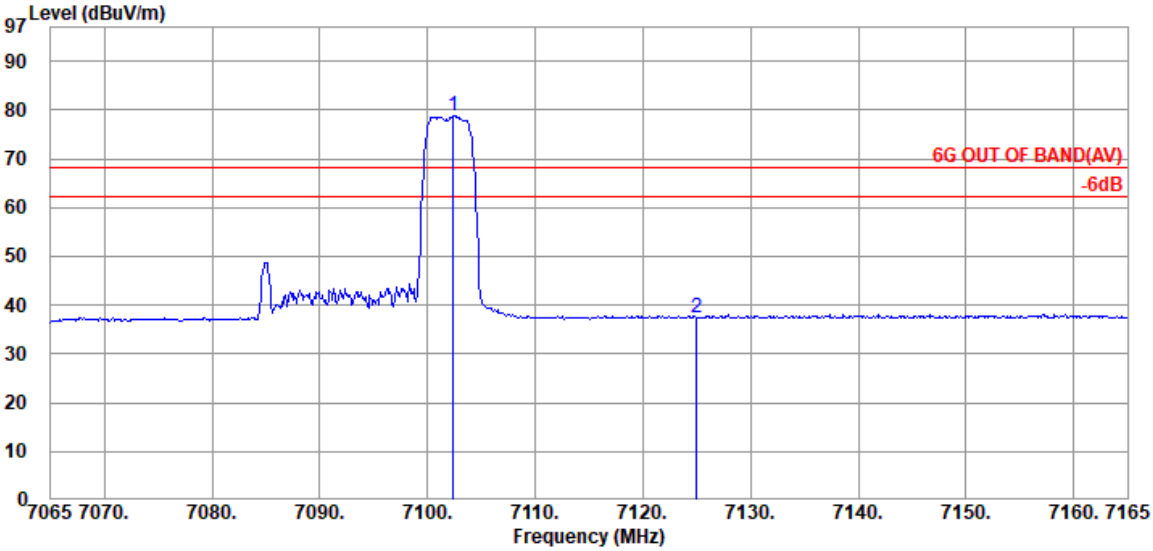

Antenna at Vertical Polarization

Emission Frequency (MHz)	Antenna Factor (dB/m)	Cable Loss (dB)	Preamp Gain (dB)	Read Level (dBμV)	Emission Level (dBμV/m)	Limits (dBμV/m)	Margin (dB)	Detector
@ 7102.400	35.80	9.80	34.57	67.90	78.93	---	---	Average
7125.000	35.87	9.82	34.58	26.26	37.37	68.20	30.83	Average

Remark: The "@" means fundamental frequency, it is ignored in this section.

This test report may be reproduced in full only. The document may only be updated by Audix Technology Corp. personnel. Any changes will be noted in the Document History section of the report.

Audix Technology Corp.
No. 491, Zhongfu Rd., Linkou Dist.,
New Taipei City244, Taiwan
Tel: +886 2 26099301
Fax: +886 2 26099303

Tones	106T	RU Index	53
Mode	802.11ax-HE20	U-NII Band	5
Test SKU	SKU #2 (with LUXSHARE-ICT Antenna)	Frequency	TX 5955MHz

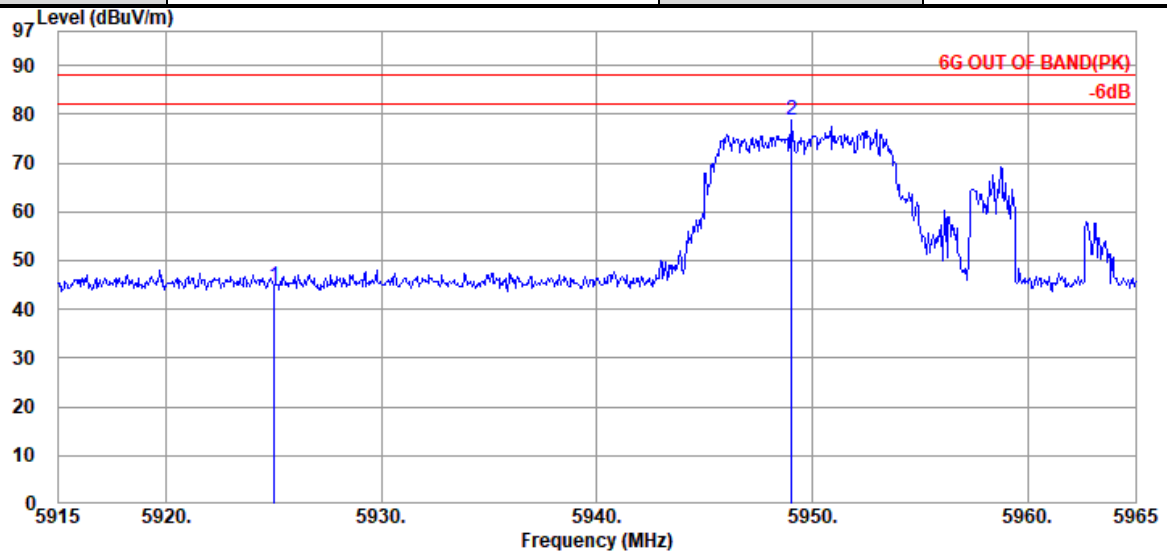

Antenna at Horizontal Polarization

Emission Frequency (MHz)	Antenna Factor (dB/m)	Cable Loss (dB)	Preamp Gain (dB)	Read Level (dBμV)	Emission Level (dBμV/m)	Limits (dBμV/m)	Margin (dB)	Detector
5925.000	34.23	9.30	34.41	35.61	44.73	88.20	43.47	Peak
@ 5949.050	34.30	9.30	34.42	69.54	78.72	---	---	Peak

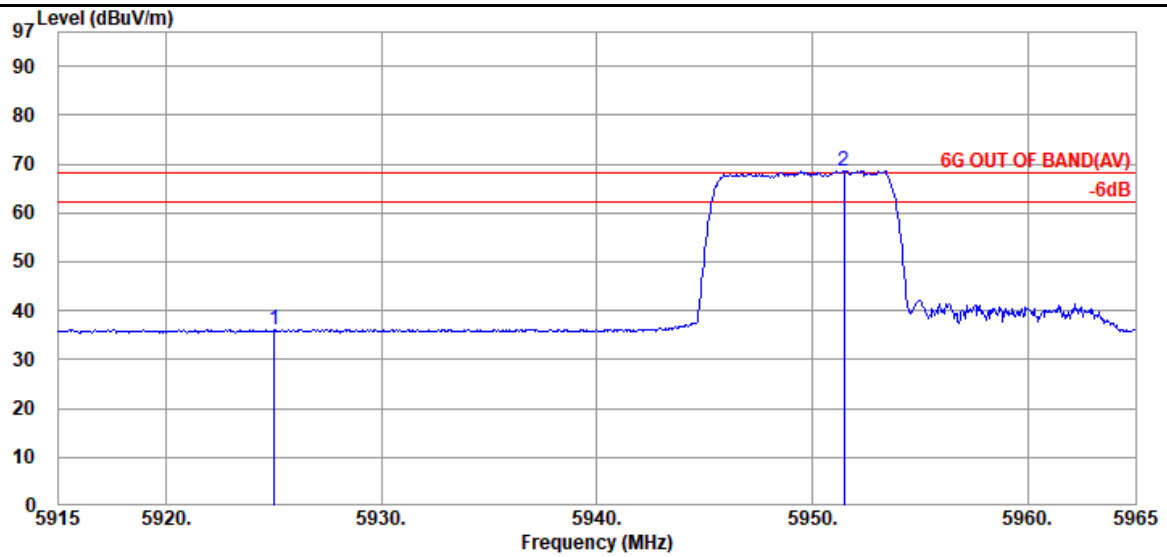

Antenna at Horizontal Polarization

Emission Frequency (MHz)	Antenna Factor (dB/m)	Cable Loss (dB)	Preamp Gain (dB)	Read Level (dBμV)	Emission Level (dBμV/m)	Limits (dBμV/m)	Margin (dB)	Detector
5925.000	34.23	9.30	34.41	26.90	36.02	68.20	32.18	Average
@ 5951.450	34.30	9.30	34.42	59.48	68.66	---	---	Average

Remark: The "@" means fundamental frequency, it is ignored in this section.

This test report may be reproduced in full only. The document may only be updated by Audix Technology Corp. personnel. Any changes will be noted in the Document History section of the report.

Audix Technology Corp.
No. 491, Zhongfu Rd., Linkou Dist.,
New Taipei City244, Taiwan

Tel: +886 2 26099301
Fax: +886 2 26099303

Tones	106T	RU Index	53
Mode	802.11ax-HE20	U-NII Band	5
Test SKU	SKU #2 (with LUXSHARE-ICT Antenna)	Frequency	TX 5955MHz

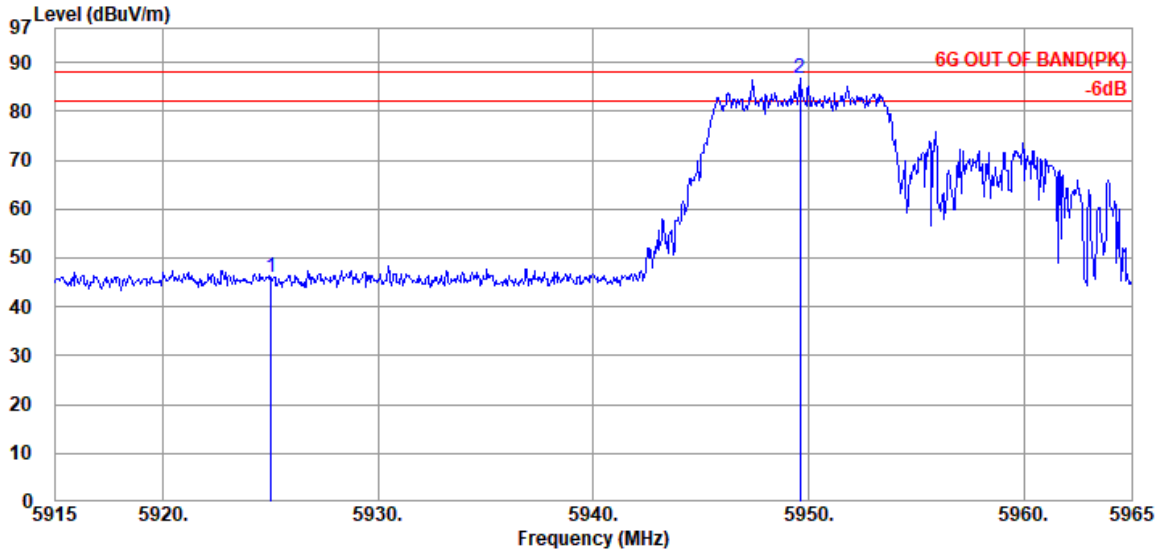

Antenna at Vertical Polarization

Emission Frequency (MHz)	Antenna Factor (dB/m)	Cable Loss (dB)	Preamp Gain (dB)	Read Level (dBμV)	Emission Level (dBμV/m)	Limits (dBμV/m)	Margin (dB)	Detector
5925.000	34.23	9.30	34.41	36.75	45.87	88.20	42.33	Peak
@ 5949.600	34.30	9.30	34.42	77.66	86.84	---	---	Peak

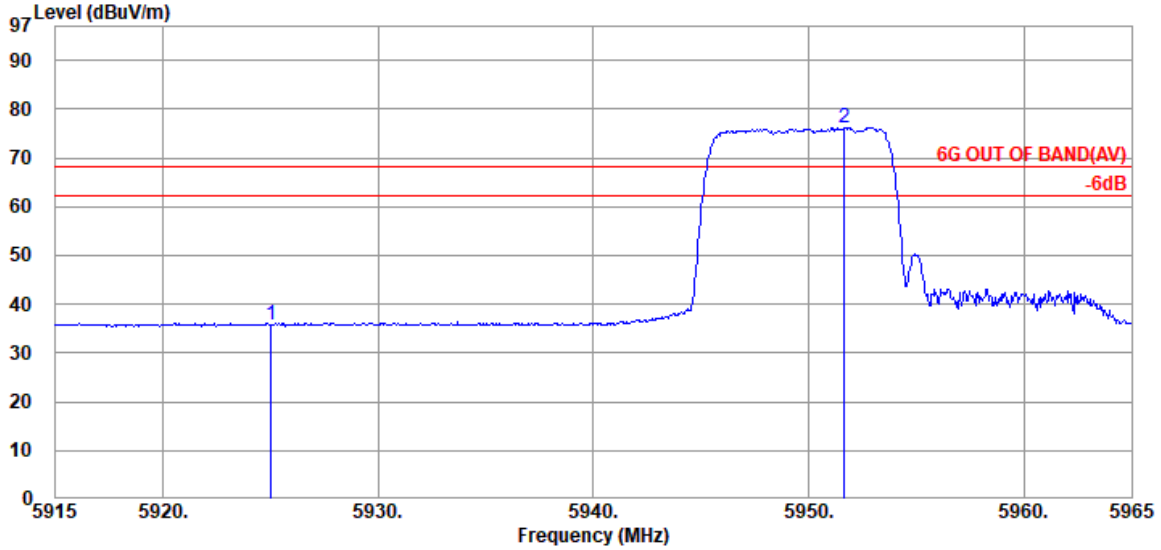

Antenna at Vertical Polarization

Emission Frequency (MHz)	Antenna Factor (dB/m)	Cable Loss (dB)	Preamp Gain (dB)	Read Level (dBμV)	Emission Level (dBμV/m)	Limits (dBμV/m)	Margin (dB)	Detector
5925.000	34.23	9.30	34.41	26.68	35.80	68.20	32.40	Average
@ 5951.650	34.30	9.30	34.42	67.09	76.27	---	---	Average

Remark: The "@" means fundamental frequency, it is ignored in this section.

This test report may be reproduced in full only. The document may only be updated by Audix Technology Corp. personnel. Any changes will be noted in the Document History section of the report.

Audix Technology Corp.
No. 491, Zhongfu Rd., Linkou Dist.,
New Taipei City244, Taiwan
Tel: +886 2 26099301
Fax: +886 2 26099303

Tones	106T	RU Index	56
Mode	802.11ax-HE40	U-NII Band	8
Test SKU	SKU #2 (with LUXSHARE-ICT Antenna)	Frequency	TX 7085MHz

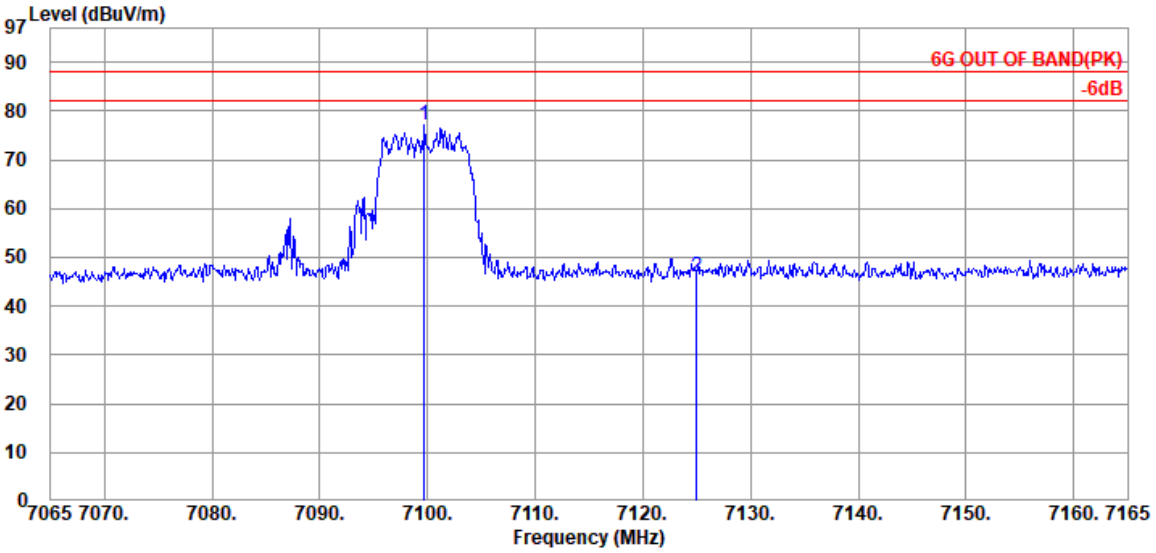

Antenna at Horizontal Polarization

	Emission Frequency (MHz)	Antenna Factor (dB/m)	Cable Loss (dB)	Preamp Gain (dB)	Read Level (dBμV)	Emission Level (dBμV/m)	Limits (dBμV/m)	Margin (dB)	Detector
@	7099.700	35.80	9.80	34.57	66.16	77.19	---	---	Peak
	7125.000	35.87	9.82	34.58	35.04	46.15	88.20	42.05	Peak

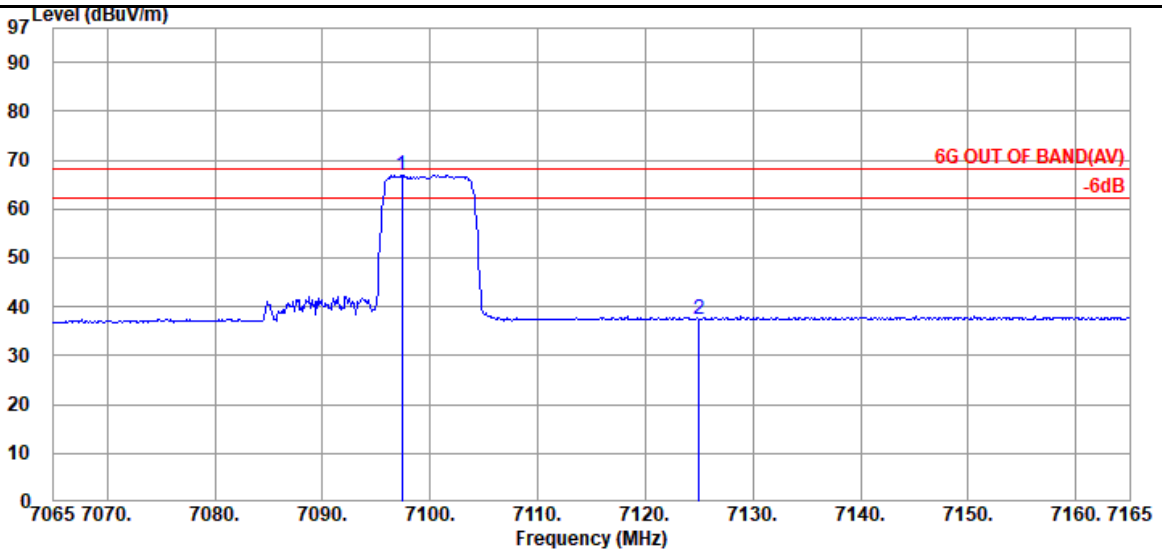

Antenna at Horizontal Polarization

	Emission Frequency (MHz)	Antenna Factor (dB/m)	Cable Loss (dB)	Preamp Gain (dB)	Read Level (dBμV)	Emission Level (dBμV/m)	Limits (dBμV/m)	Margin (dB)	Detector
@	7097.400	35.80	9.80	34.57	55.89	66.92	---	---	Average
	7125.000	35.87	9.82	34.58	26.42	37.53	68.20	30.67	Average

Remark: The "@" means fundamental frequency, it is ignored in this section.

This test report may be reproduced in full only. The document may only be updated by Audix Technology Corp. personnel. Any changes will be noted in the Document History section of the report.

Audix Technology Corp.
No. 491, Zhongfu Rd., Linkou Dist.,
New Taipei City244, Taiwan
Tel: +886 2 26099301
Fax: +886 2 26099303

Tones	106T	RU Index	56
Mode	802.11ax-HE40	U-NII Band	8
Test SKU	SKU #2 (with LUXSHARE-ICT Antenna)	Frequency	TX 7085MHz

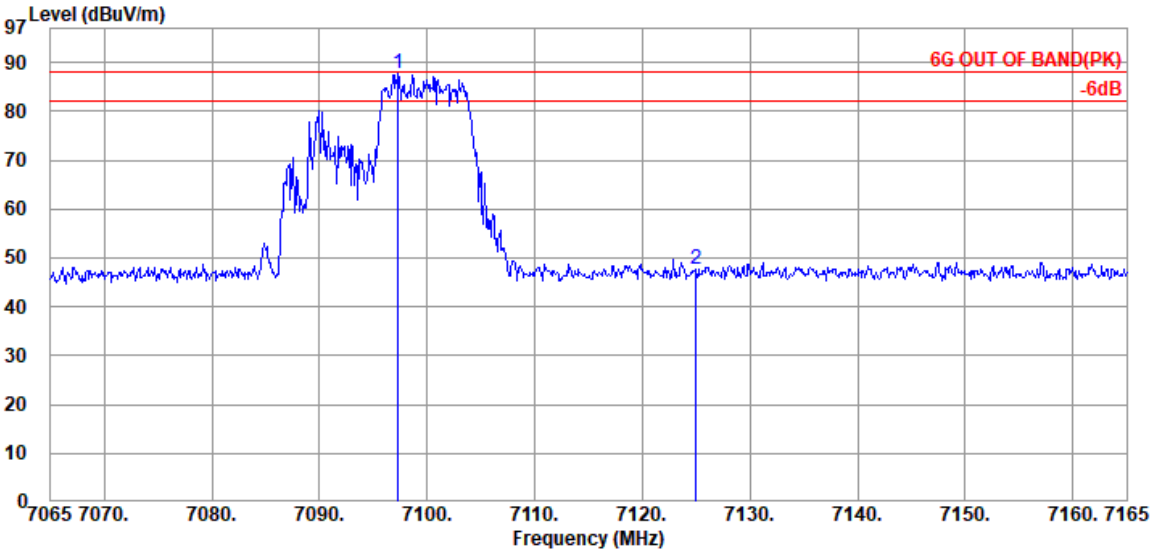

Antenna at Vertical Polarization

Emission Frequency (MHz)	Antenna Factor (dB/m)	Cable Loss (dB)	Preamp Gain (dB)	Read Level (dBμV)	Emission Level (dBμV/m)	Limits (dBμV/m)	Margin (dB)	Detector
@ 7097.300	35.80	9.80	34.57	76.62	87.65	---	---	Peak
7125.000	35.87	9.82	34.58	36.62	47.73	88.20	40.47	Peak

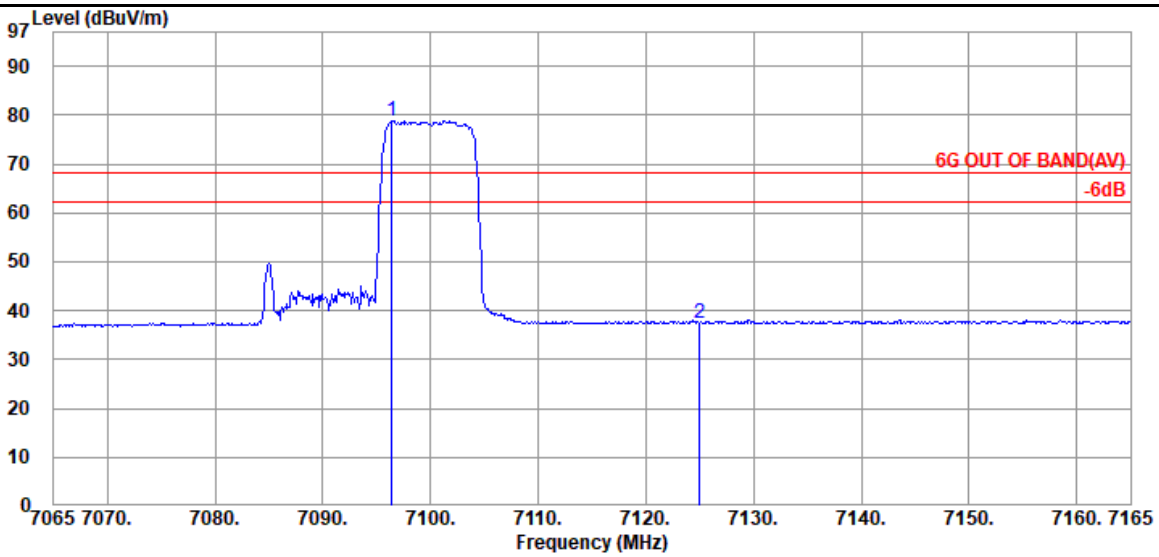

Antenna at Vertical Polarization

Emission Frequency (MHz)	Antenna Factor (dB/m)	Cable Loss (dB)	Preamp Gain (dB)	Read Level (dBμV)	Emission Level (dBμV/m)	Limits (dBμV/m)	Margin (dB)	Detector
@ 7096.400	35.80	9.80	34.57	67.83	78.86	---	---	Average
7125.000	35.87	9.82	34.58	26.45	37.56	68.20	30.64	Average

Remark: The "@" means fundamental frequency, it is ignored in this section.

This test report may be reproduced in full only. The document may only be updated by Audix Technology Corp. personnel. Any changes will be noted in the Document History section of the report.

Audix Technology Corp.
No. 491, Zhongfu Rd., Linkou Dist.,
New Taipei City244, Taiwan
Tel: +886 2 26099301
Fax: +886 2 26099303

Tones	242T	RU Index	61
Mode	802.11ax-HE160	U-NII Band	5
Test SKU	SKU #2 (with LUXSHARE-ICT Antenna)	Frequency	TX 6025MHz

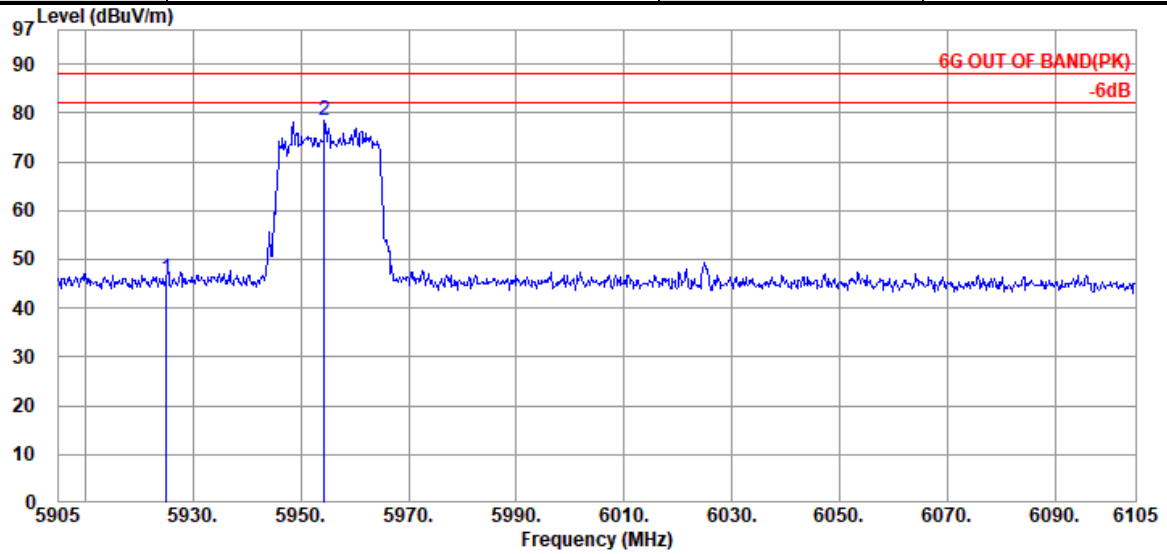

Antenna at Horizontal Polarization

Emission Frequency (MHz)	Antenna Factor (dB/m)	Cable Loss (dB)	Preamp Gain (dB)	Read Level (dBμV)	Emission Level (dBμV/m)	Limits (dBμV/m)	Margin (dB)	Detector
5925.000	34.23	9.30	34.41	36.73	45.85	88.20	42.35	Peak
@ 5954.400	34.30	9.30	34.42	69.43	78.61	---	---	Peak

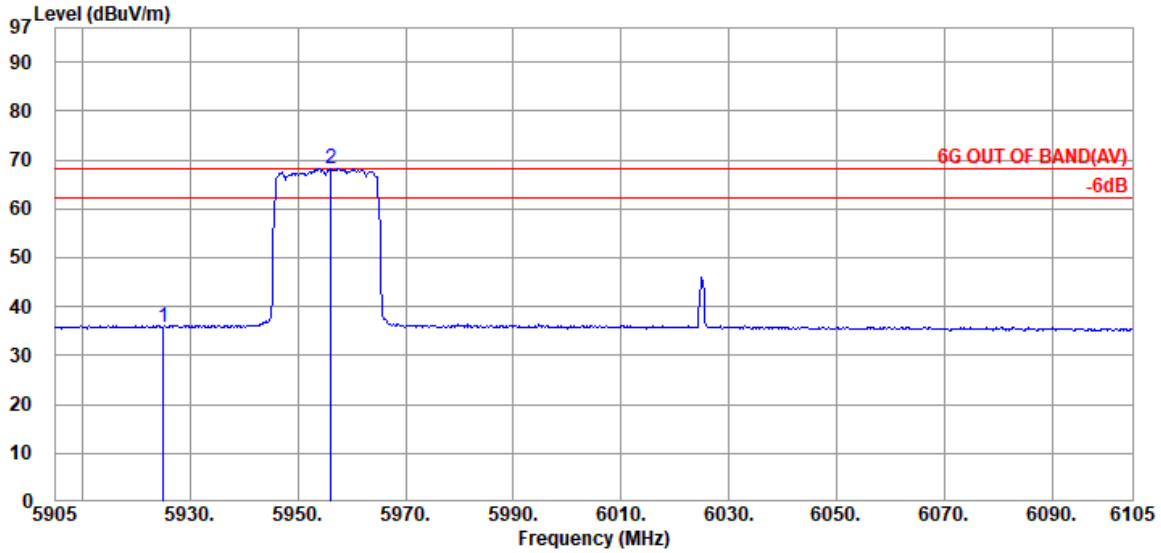

Antenna at Horizontal Polarization

Emission Frequency (MHz)	Antenna Factor (dB/m)	Cable Loss (dB)	Preamp Gain (dB)	Read Level (dBμV)	Emission Level (dBμV/m)	Limits (dBμV/m)	Margin (dB)	Detector
5925.000	34.23	9.30	34.41	26.70	35.82	68.20	32.38	Average
@ 5956.200	34.30	9.30	34.42	59.06	68.24	---	---	Average

Remark: The "@" means fundamental frequency, it is ignored in this section.

This test report may be reproduced in full only. The document may only be updated by Audix Technology Corp. personnel. Any changes will be noted in the Document History section of the report.

Audix Technology Corp.
No. 491, Zhongfu Rd., Linkou Dist.,
New Taipei City244, Taiwan
Tel: +886 2 26099301
Fax: +886 2 26099303

Tones	242T	RU Index	61
Mode	802.11ax-HE160	U-NII Band	5
Test SKU	SKU #2 (with LUXSHARE-ICT Antenna)	Frequency	TX 6025MHz

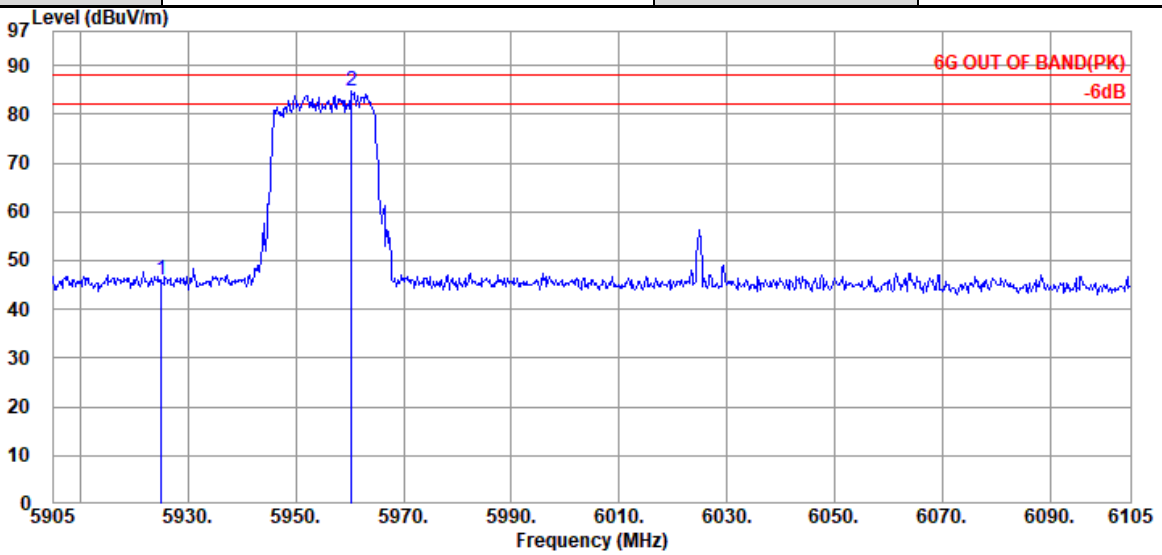

Antenna at Vertical Polarization

Emission Frequency (MHz)	Antenna Factor (dB/m)	Cable Loss (dB)	Preamp Gain (dB)	Read Level (dBμV)	Emission Level (dBμV/m)	Limits (dBμV/m)	Margin (dB)	Detector
5925.000	34.23	9.30	34.41	36.86	45.98	88.20	42.22	Peak
@ 5960.400	34.27	9.31	34.43	75.66	84.81	---	---	Peak

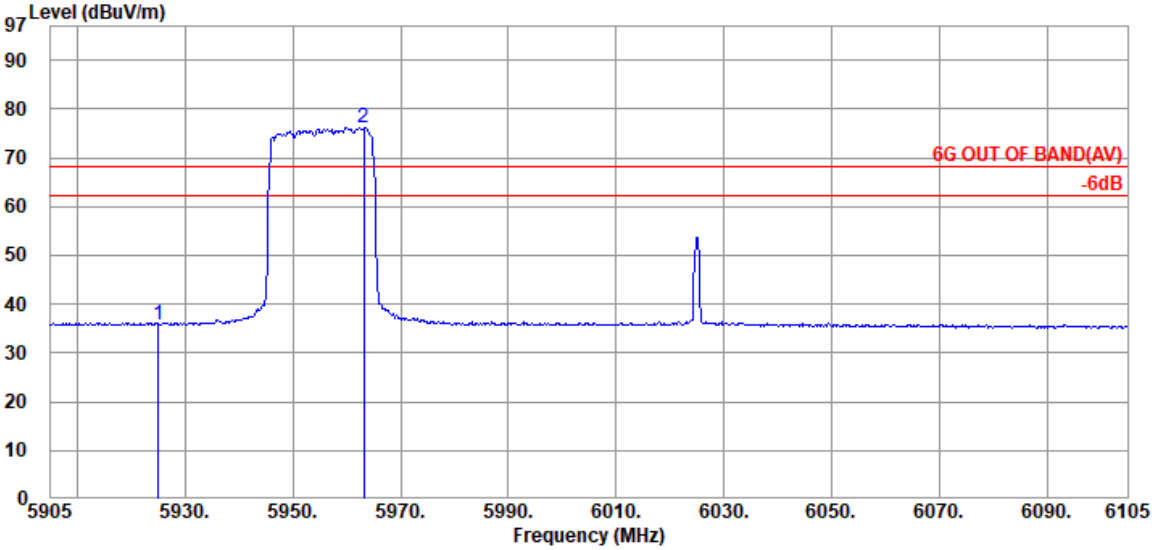

Antenna at Vertical Polarization

Emission Frequency (MHz)	Antenna Factor (dB/m)	Cable Loss (dB)	Preamp Gain (dB)	Read Level (dBμV)	Emission Level (dBμV/m)	Limits (dBμV/m)	Margin (dB)	Detector
5925.000	34.23	9.30	34.41	26.78	35.90	68.20	32.30	Average
@ 5963.200	34.27	9.31	34.43	67.02	76.17	---	---	Average

Remark: The "@" means fundamental frequency, it is ignored in this section.

This test report may be reproduced in full only. The document may only be updated by Audix Technology Corp. personnel. Any changes will be noted in the Document History section of the report.

Audix Technology Corp.
No. 491, Zhongfu Rd., Linkou Dist.,
New Taipei City244, Taiwan
Tel: +886 2 26099301
Fax: +886 2 26099303

Tones	242T	RU Index	62
Mode	802.11ax-HE40	U-NII Band	8
Test SKU	SKU #2 (with LUXSHARE-ICT Antenna)	Frequency	TX 7085MHz

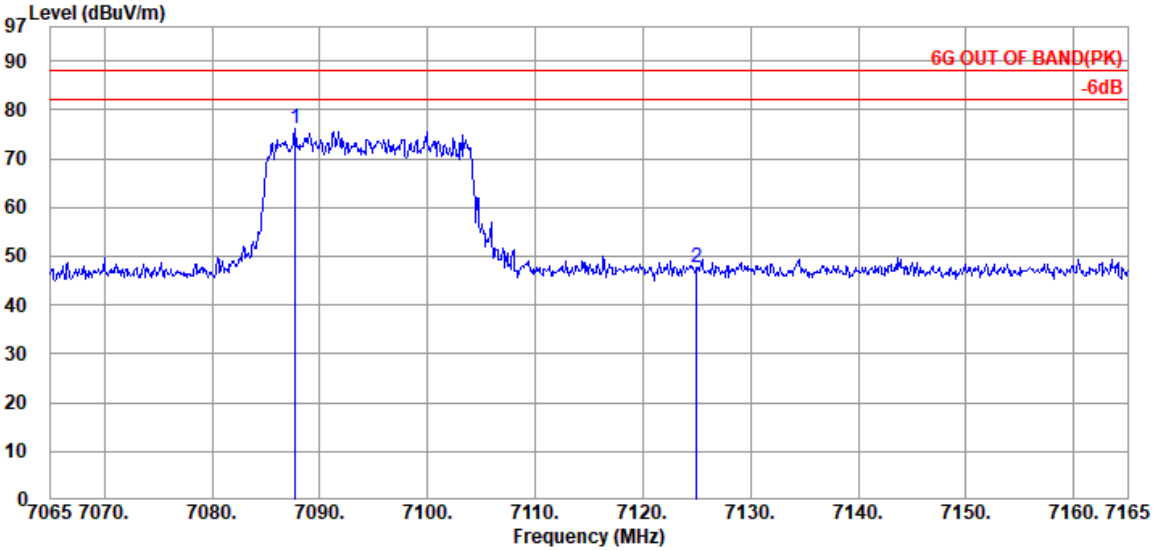

Antenna at Horizontal Polarization

Emission Frequency (MHz)	Antenna Factor (dB/m)	Cable Loss (dB)	Preamp Gain (dB)	Read Level (dBμV)	Emission Level (dBμV/m)	Limits (dBμV/m)	Margin (dB)	Detector
@ 7087.700	35.80	9.80	34.57	65.10	76.13	---	---	Peak
7125.000	35.87	9.82	34.58	36.43	47.54	88.20	40.66	Peak

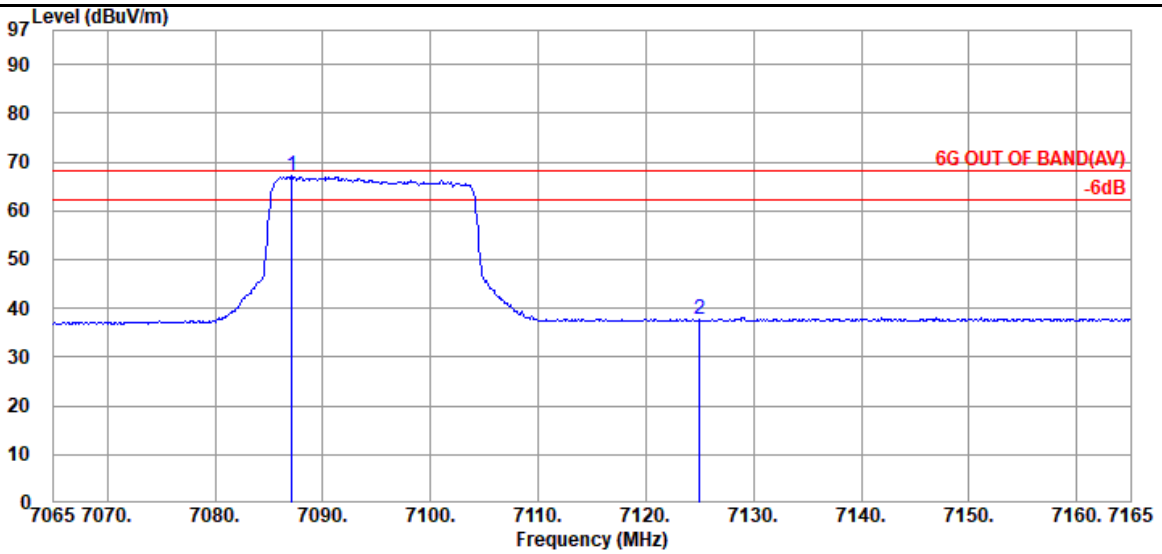

Antenna at Horizontal Polarization

Emission Frequency (MHz)	Antenna Factor (dB/m)	Cable Loss (dB)	Preamp Gain (dB)	Read Level (dBμV)	Emission Level (dBμV/m)	Limits (dBμV/m)	Margin (dB)	Detector
@ 7087.100	35.80	9.80	34.57	56.02	67.05	---	---	Average
7125.000	35.87	9.82	34.58	26.59	37.70	68.20	30.50	Average

Remark: The "@" means fundamental frequency, it is ignored in this section.

This test report may be reproduced in full only. The document may only be updated by Audix Technology Corp. personnel. Any changes will be noted in the Document History section of the report.

Audix Technology Corp.
No. 491, Zhongfu Rd., Linkou Dist.,
New Taipei City244, Taiwan
Tel: +886 2 26099301
Fax: +886 2 26099303

Tones	242T	RU Index	62
Mode	802.11ax-HE40	U-NII Band	8
Test SKU	SKU #2 (with LUXSHARE-ICT Antenna)	Frequency	TX 7085MHz

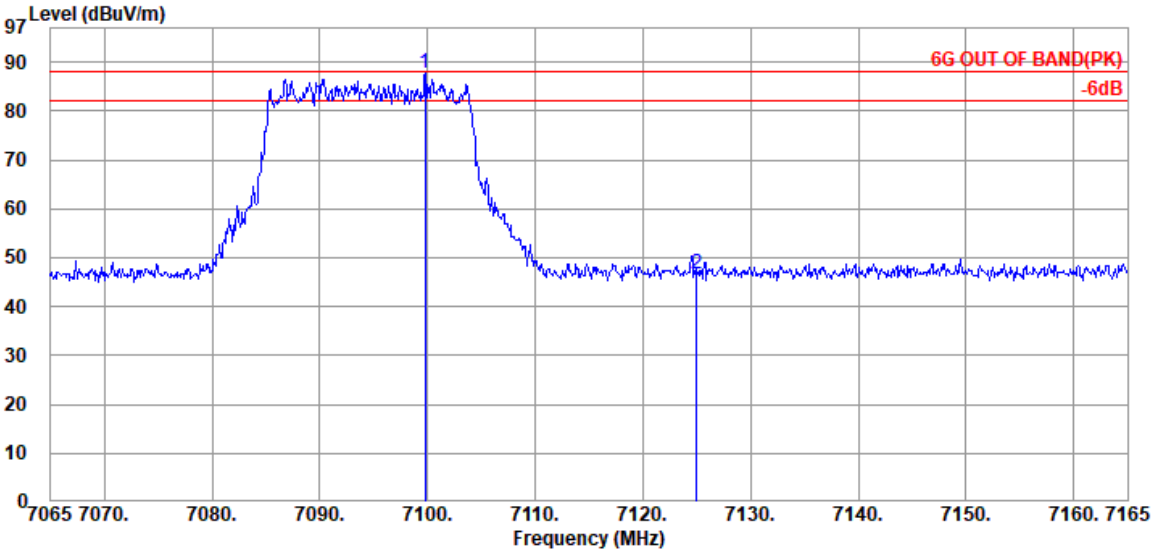

Antenna at Vertical Polarization

Emission Frequency (MHz)	Antenna Factor (dB/m)	Cable Loss (dB)	Preamp Gain (dB)	Read Level (dBμV)	Emission Level (dBμV/m)	Limits (dBμV/m)	Margin (dB)	Detector
@ 7099.800	35.80	9.80	34.57	76.63	87.66	---	---	Peak
7125.000	35.87	9.82	34.58	35.42	46.53	88.20	41.67	Peak

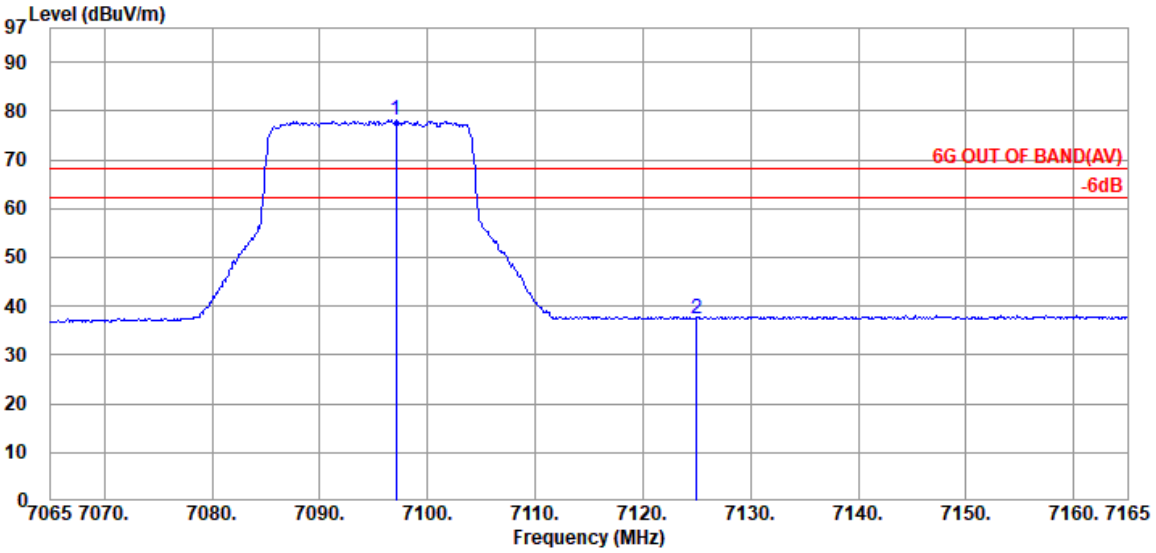

Antenna at Vertical Polarization

Emission Frequency (MHz)	Antenna Factor (dB/m)	Cable Loss (dB)	Preamp Gain (dB)	Read Level (dBμV)	Emission Level (dBμV/m)	Limits (dBμV/m)	Margin (dB)	Detector
@ 7097.100	35.80	9.80	34.57	67.24	78.27	---	---	Average
7125.000	35.87	9.82	34.58	26.42	37.53	68.20	30.67	Average

Remark: The "@" means fundamental frequency, it is ignored in this section.

This test report may be reproduced in full only. The document may only be updated by Audix Technology Corp. personnel. Any changes will be noted in the Document History section of the report.

Audix Technology Corp.
No. 491, Zhongfu Rd., Linkou Dist.,
New Taipei City244, Taiwan
Tel: +886 2 26099301
Fax: +886 2 26099303

Tones	484T	RU Index	65
Mode	802.11ax-HE40	U-NII Band	5
Test SKU	SKU #2 (with LUXSHARE-ICT Antenna)	Frequency	TX 5965MHz

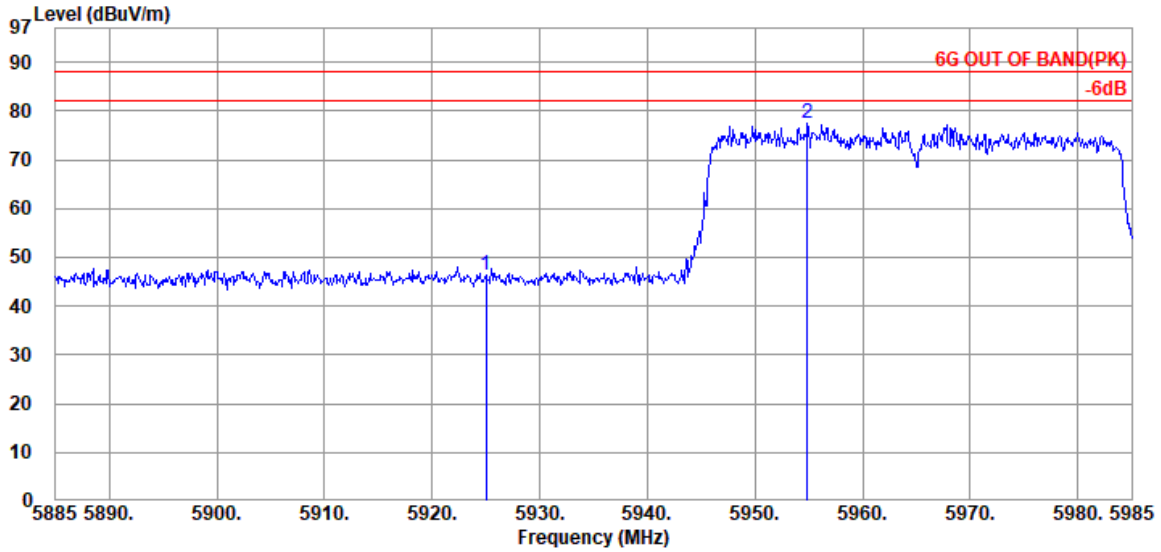

Antenna at Horizontal Polarization

	Emission Frequency (MHz)	Antenna Factor (dB/m)	Cable Loss (dB)	Preamp Gain (dB)	Read Level (dBμV)	Emission Level (dBμV/m)	Limits (dBμV/m)	Margin (dB)	Detector
	5925.000	34.23	9.30	34.41	37.13	46.25	88.20	41.95	Peak
@	5954.900	34.30	9.30	34.42	68.33	77.51	---	---	Peak

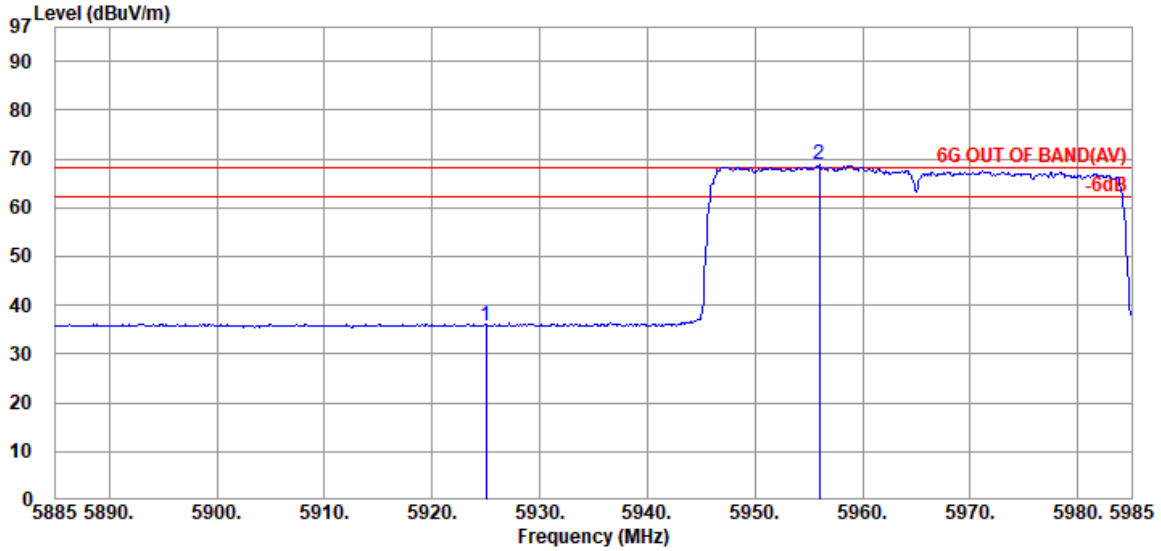

Antenna at Horizontal Polarization

	Emission Frequency (MHz)	Antenna Factor (dB/m)	Cable Loss (dB)	Preamp Gain (dB)	Read Level (dBμV)	Emission Level (dBμV/m)	Limits (dBμV/m)	Margin (dB)	Detector
	5925.000	34.23	9.30	34.41	26.76	35.88	68.20	32.32	Average
@	5956.000	34.30	9.30	34.42	59.67	68.85	---	---	Average

Remark: The "@" means fundamental frequency, it is ignored in this section.

This test report may be reproduced in full only. The document may only be updated by Audix Technology Corp. personnel. Any changes will be noted in the Document History section of the report.

Audix Technology Corp.
No. 491, Zhongfu Rd., Linkou Dist.,
New Taipei City244, Taiwan
Tel: +886 2 26099301
Fax: +886 2 26099303

Tones	484T	RU Index	65
Mode	802.11ax-HE40	U-NII Band	5
Test SKU	SKU #2 (with LUXSHARE-ICT Antenna)	Frequency	TX 5965MHz

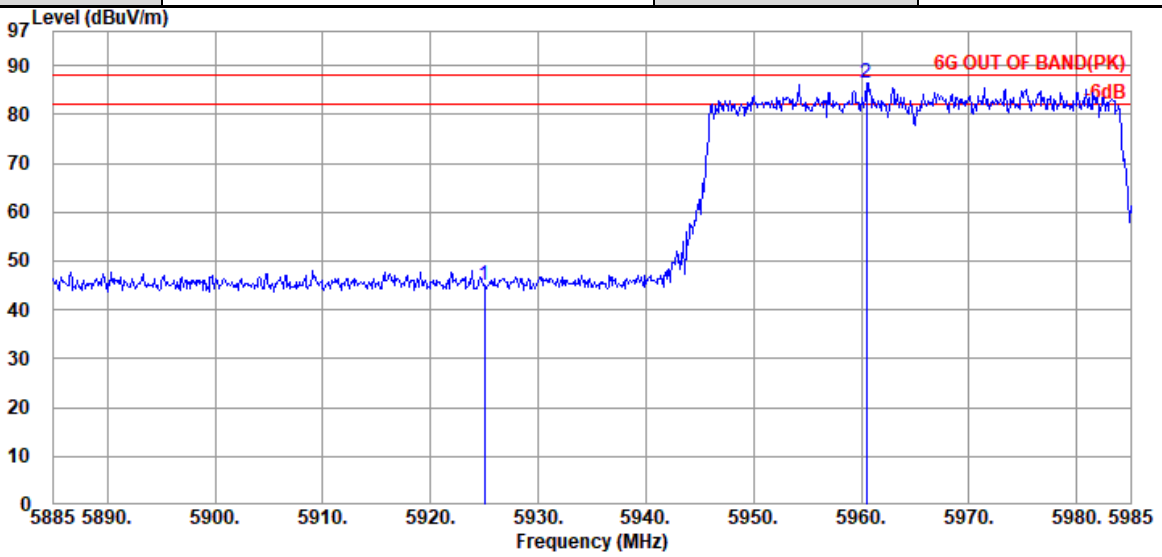

Antenna at Vertical Polarization

	Emission Frequency (MHz)	Antenna Factor (dB/m)	Cable Loss (dB)	Preamp Gain (dB)	Read Level (dBμV)	Emission Level (dBμV/m)	Limits (dBμV/m)	Margin (dB)	Detector
	5925.000	34.23	9.30	34.41	36.03	45.15	88.20	43.05	Peak
@	5960.500	34.27	9.31	34.43	77.25	86.40	---	---	Peak

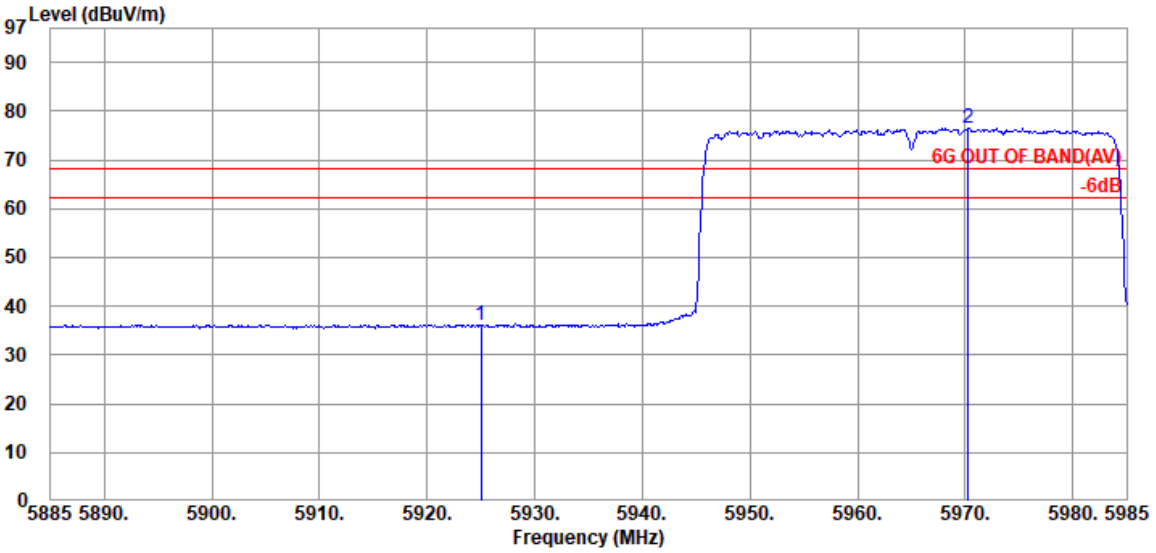

Antenna at Vertical Polarization

	Emission Frequency (MHz)	Antenna Factor (dB/m)	Cable Loss (dB)	Preamp Gain (dB)	Read Level (dBμV)	Emission Level (dBμV/m)	Limits (dBμV/m)	Margin (dB)	Detector
	5925.000	34.23	9.30	34.41	26.84	35.96	68.20	32.24	Average
@	5970.300	34.27	9.31	34.43	67.41	76.56	---	---	Average

Remark: The "@" means fundamental frequency, it is ignored in this section.

This test report may be reproduced in full only. The document may only be updated by Audix Technology Corp. personnel. Any changes will be noted in the Document History section of the report.

Audix Technology Corp.
No. 491, Zhongfu Rd., Linkou Dist.,
New Taipei City244, Taiwan
Tel: +886 2 26099301
Fax: +886 2 26099303

Tones	484T	RU Index	S66
Mode	802.11ax-HE160	U-NII Band	8
Test SKU	SKU #2 (with LUXSHARE-ICT Antenna)	Frequency	TX 6985MHz

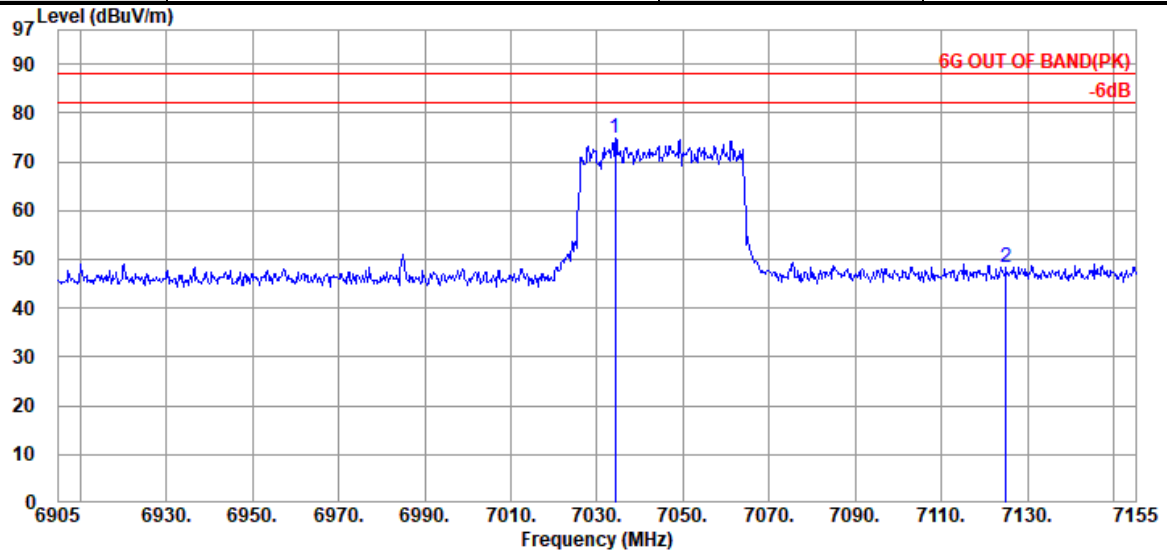

Antenna at Horizontal Polarization

Emission Frequency (MHz)	Antenna Factor (dB/m)	Cable Loss (dB)	Preamp Gain (dB)	Read Level (dBμV)	Emission Level (dBμV/m)	Limits (dBμV/m)	Margin (dB)	Detector
@ 7034.250	35.53	9.75	34.54	64.01	74.75	---	---	Peak
7125.000	35.87	9.82	34.58	37.10	48.21	88.20	39.99	Peak

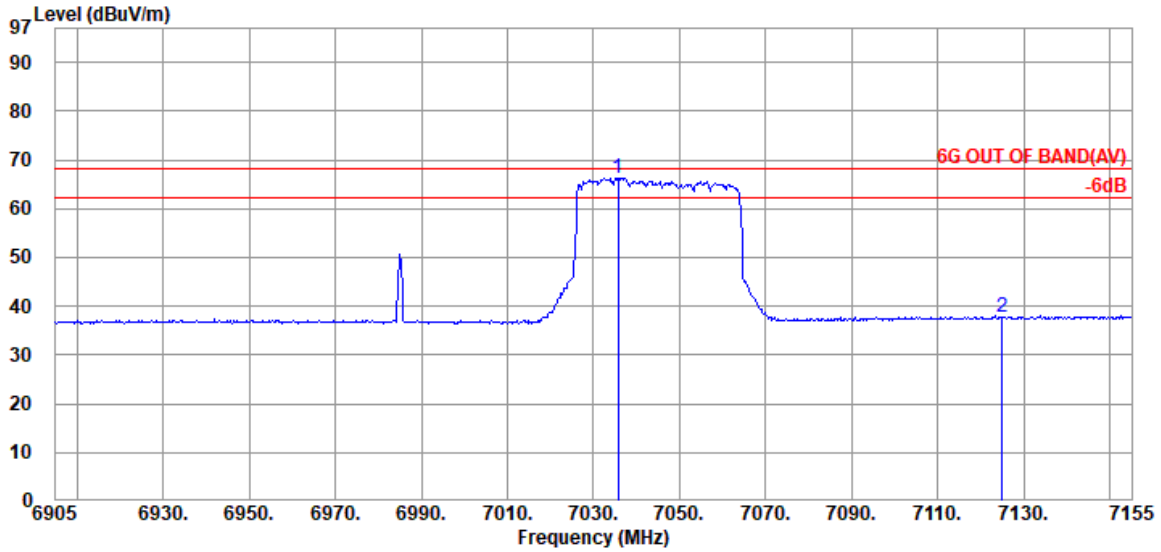

Antenna at Horizontal Polarization

Emission Frequency (MHz)	Antenna Factor (dB/m)	Cable Loss (dB)	Preamp Gain (dB)	Read Level (dBμV)	Emission Level (dBμV/m)	Limits (dBμV/m)	Margin (dB)	Detector
@ 7035.750	35.53	9.75	34.54	55.59	66.33	---	---	Average
7125.000	35.87	9.82	34.58	26.62	37.73	68.20	30.47	Average

Remark: The "@" means fundamental frequency, it is ignored in this section.

This test report may be reproduced in full only. The document may only be updated by Audix Technology Corp. personnel. Any changes will be noted in the Document History section of the report.

Audix Technology Corp.
No. 491, Zhongfu Rd., Linkou Dist.,
New Taipei City244, Taiwan
Tel: +886 2 26099301
Fax: +886 2 26099303

Tones	484T	RU Index	S66
Mode	802.11ax-HE160	U-NII Band	8
Test SKU	SKU #2 (with LUXSHARE-ICT Antenna)	Frequency	TX 6985MHz

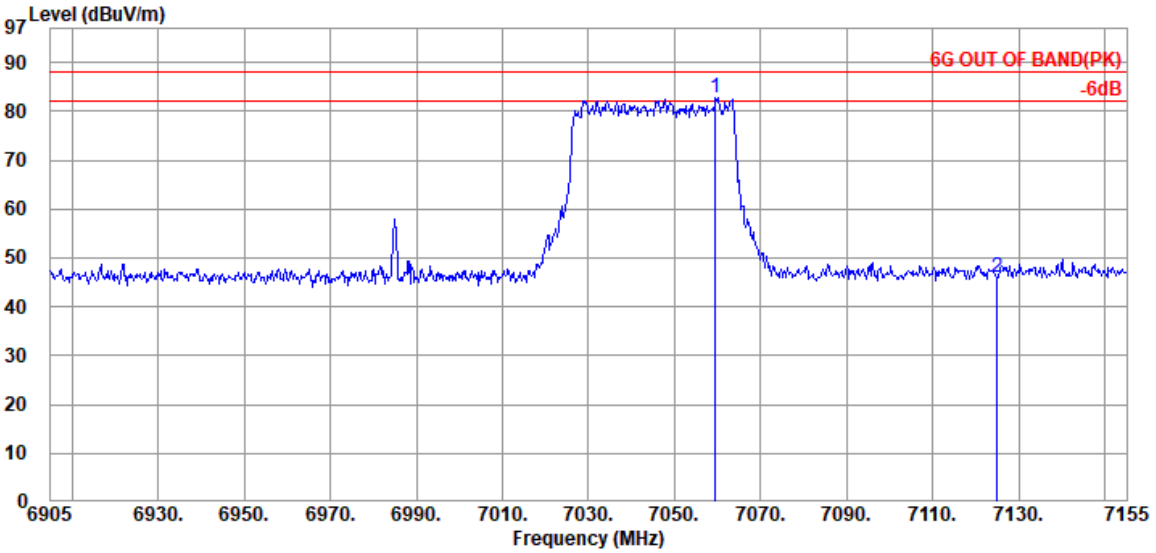

Antenna at Vertical Polarization

Emission Frequency (MHz)	Antenna Factor (dB/m)	Cable Loss (dB)	Preamp Gain (dB)	Read Level (dBμV)	Emission Level (dBμV/m)	Limits (dBμV/m)	Margin (dB)	Detector
@ 7059.500	35.50	9.77	34.56	71.99	82.70	---	---	Peak
7125.000	35.87	9.82	34.58	35.07	46.18	88.20	42.02	Peak

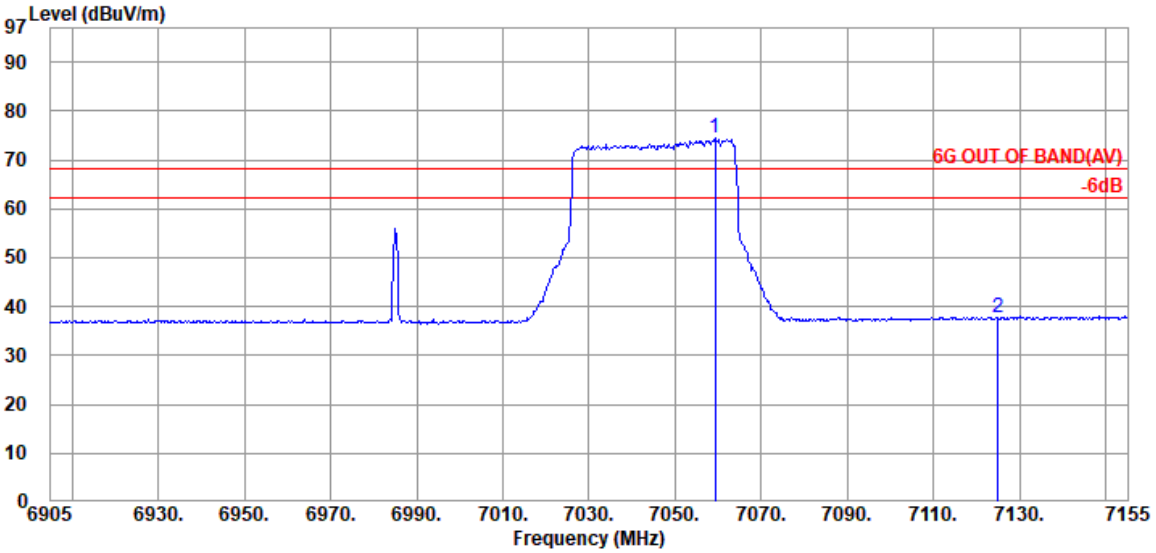

Antenna at Vertical Polarization

Emission Frequency (MHz)	Antenna Factor (dB/m)	Cable Loss (dB)	Preamp Gain (dB)	Read Level (dBμV)	Emission Level (dBμV/m)	Limits (dBμV/m)	Margin (dB)	Detector
@ 7059.250	35.50	9.77	34.56	63.67	74.38	---	---	Average
7125.000	35.87	9.82	34.58	26.47	37.58	68.20	30.62	Average

Remark: The "@" means fundamental frequency, it is ignored in this section.

This test report may be reproduced in full only. The document may only be updated by Audix Technology Corp. personnel. Any changes will be noted in the Document History section of the report.

Audix Technology Corp.
No. 491, Zhongfu Rd., Linkou Dist.,
New Taipei City244, Taiwan
Tel: +886 2 26099301
Fax: +886 2 26099303

Tones	996T	RU Index	67
Mode	802.11ax-HE80	U-NII Band	5
Test SKU	SKU #2 (with LUXSHARE-ICT Antenna)	Frequency	TX 5985MHz

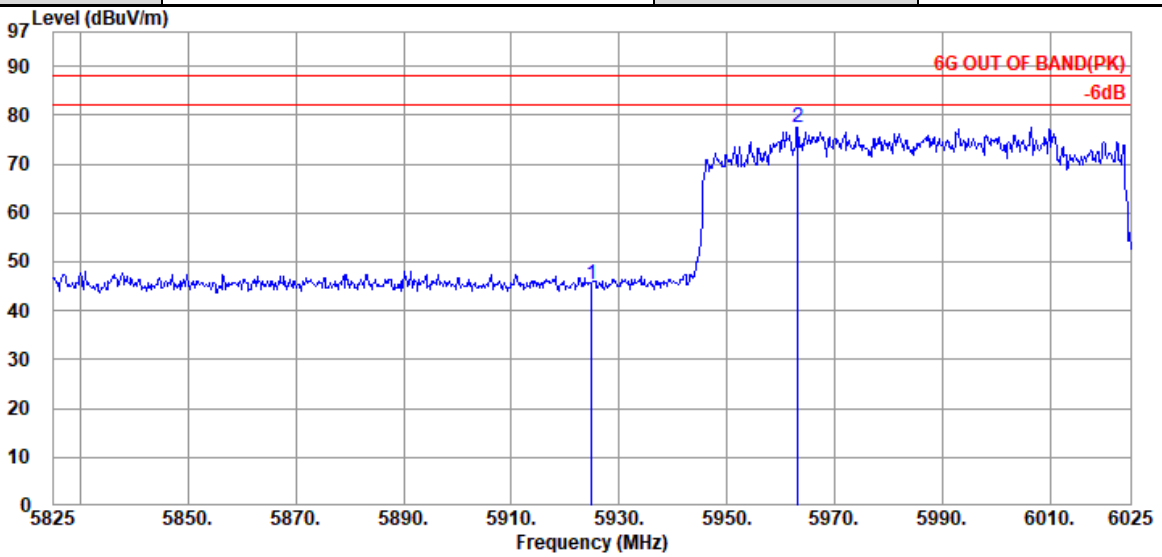

Antenna at Horizontal Polarization

Emission Frequency (MHz)	Antenna Factor (dB/m)	Cable Loss (dB)	Preamp Gain (dB)	Read Level (dBμV)	Emission Level (dBμV/m)	Limits (dBμV/m)	Margin (dB)	Detector
5925.000	34.23	9.30	34.41	36.14	45.26	88.20	42.94	Peak
@ 5963.200	34.27	9.31	34.43	68.46	77.61	---	---	Peak

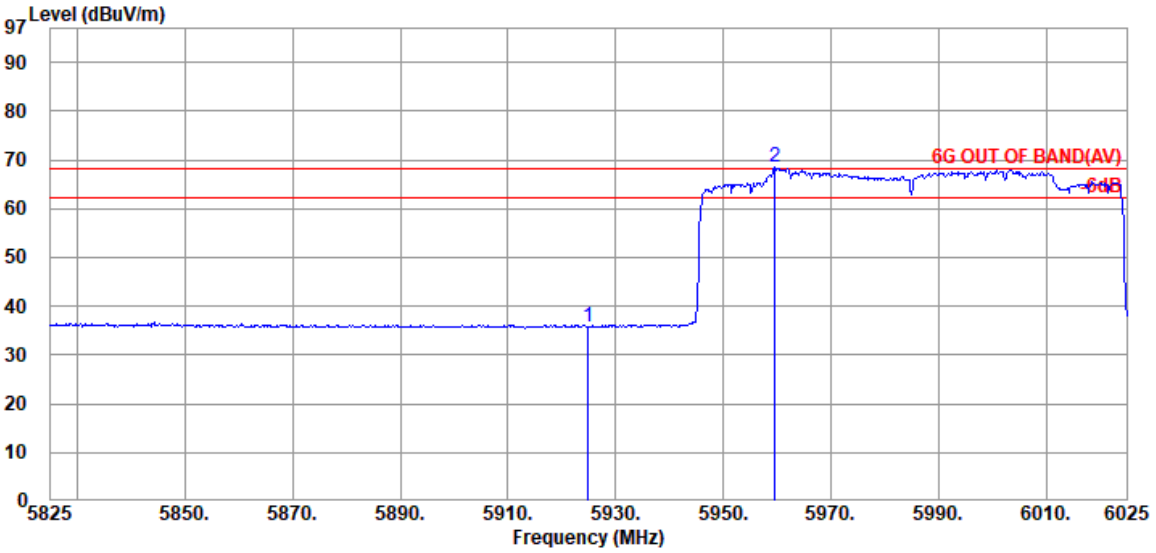

Antenna at Horizontal Polarization

Emission Frequency (MHz)	Antenna Factor (dB/m)	Cable Loss (dB)	Preamp Gain (dB)	Read Level (dBμV)	Emission Level (dBμV/m)	Limits (dBμV/m)	Margin (dB)	Detector
5925.000	34.23	9.30	34.41	26.78	35.90	68.20	32.30	Average
@ 5959.600	34.27	9.31	34.42	59.39	68.55	---	---	Average

Remark: The "@" means fundamental frequency, it is ignored in this section.

This test report may be reproduced in full only. The document may only be updated by Audix Technology Corp. personnel. Any changes will be noted in the Document History section of the report.

Audix Technology Corp.
No. 491, Zhongfu Rd., Linkou Dist.,
New Taipei City244, Taiwan
Tel: +886 2 26099301
Fax: +886 2 26099303

Tones	996T	RU Index	67
Mode	802.11ax-HE80	U-NII Band	5
Test SKU	SKU #2 (with LUXSHARE-ICT Antenna)	Frequency	TX 5985MHz

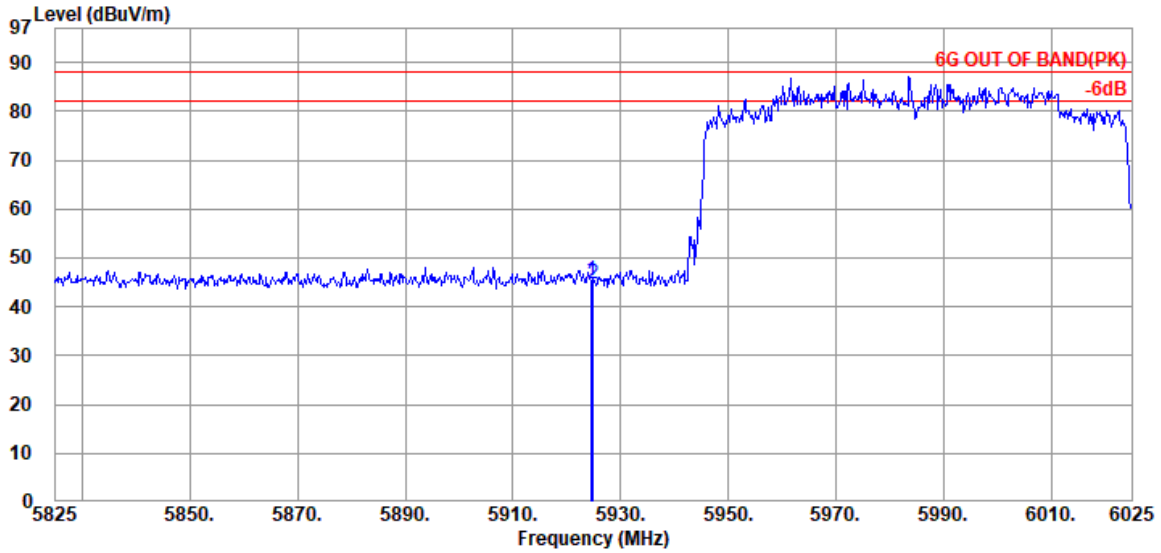

Antenna at Vertical Polarization

	Emission Frequency (MHz)	Antenna Factor (dB/m)	Cable Loss (dB)	Preamp Gain (dB)	Read Level (dBμV)	Emission Level (dBμV/m)	Limits (dBμV/m)	Margin (dB)	Detector
	5924.600	34.23	9.30	34.41	36.33	45.45	88.20	42.75	Peak
@	5925.000	34.23	9.30	34.41	35.43	44.55	---	---	Peak

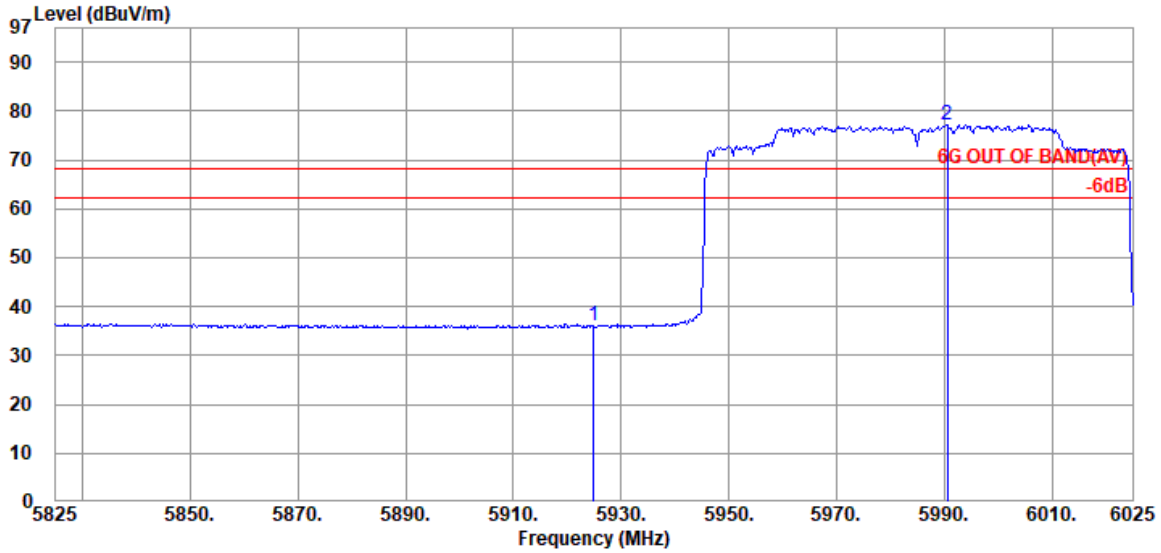

Antenna at Vertical Polarization

	Emission Frequency (MHz)	Antenna Factor (dB/m)	Cable Loss (dB)	Preamp Gain (dB)	Read Level (dBμV)	Emission Level (dBμV/m)	Limits (dBμV/m)	Margin (dB)	Detector
	5925.000	34.23	9.30	34.41	26.91	36.03	68.20	32.17	Average
@	5990.600	34.23	9.32	34.44	67.99	77.10	---	---	Average

Remark: The "@" means fundamental frequency, it is ignored in this section.

This test report may be reproduced in full only. The document may only be updated by Audix Technology Corp. personnel. Any changes will be noted in the Document History section of the report.

Audix Technology Corp.
No. 491, Zhongfu Rd., Linkou Dist.,
New Taipei City244, Taiwan
Tel: +886 2 26099301
Fax: +886 2 26099303

Tones	996T	RU Index	S67
Mode	802.11ax-HE160	U-NII Band	8
Test SKU	SKU #2 (with LUXSHARE-ICT Antenna)	Frequency	TX 6985MHz

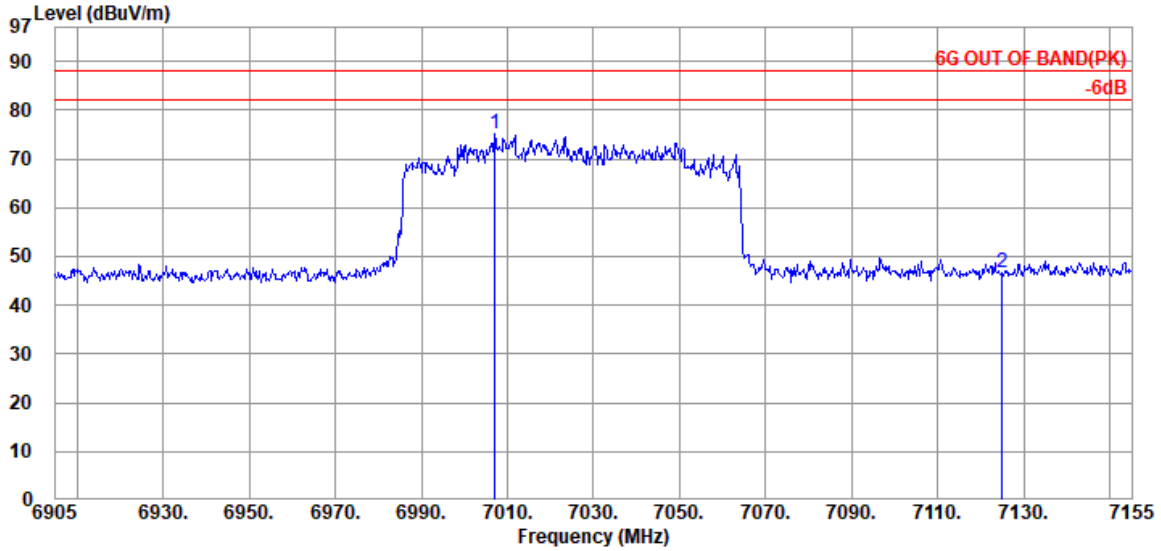

Antenna at Horizontal Polarization

Emission Frequency (MHz)	Antenna Factor (dB/m)	Cable Loss (dB)	Preamp Gain (dB)	Read Level (dBμV)	Emission Level (dBμV/m)	Limits (dBμV/m)	Margin (dB)	Detector
@ 7007.000	35.57	9.73	34.52	64.23	75.01	---	---	Peak
7125.000	35.87	9.82	34.58	35.66	46.77	88.20	41.43	Peak

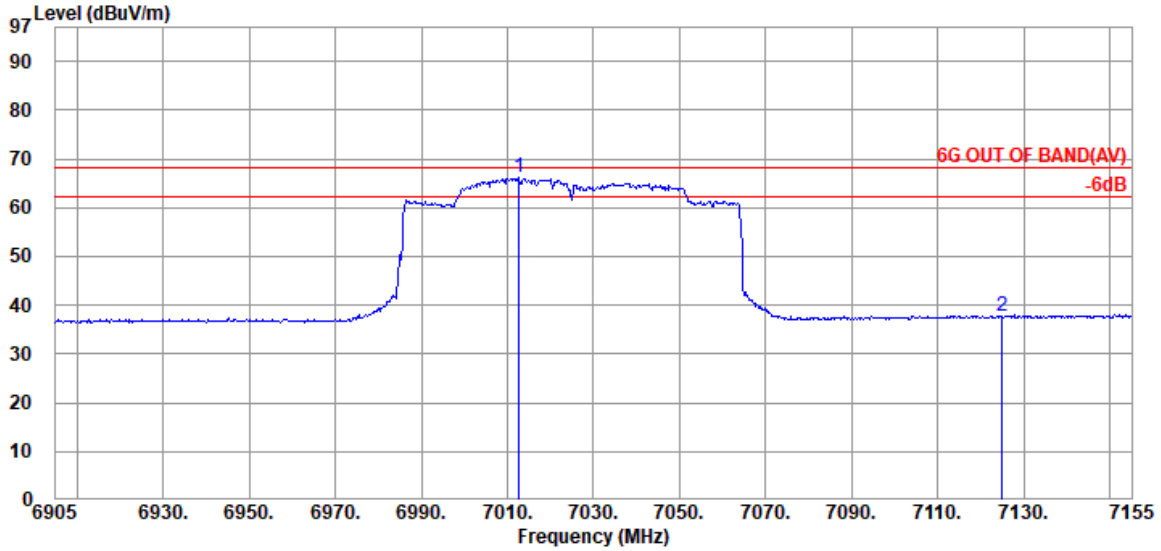

Antenna at Horizontal Polarization

Emission Frequency (MHz)	Antenna Factor (dB/m)	Cable Loss (dB)	Preamp Gain (dB)	Read Level (dBμV)	Emission Level (dBμV/m)	Limits (dBμV/m)	Margin (dB)	Detector
@ 7012.750	35.57	9.73	34.52	55.54	66.32	---	---	Average
7125.000	35.87	9.82	34.58	26.78	37.89	68.20	30.31	Average

Remark: The "@" means fundamental frequency, it is ignored in this section.

This test report may be reproduced in full only. The document may only be updated by Audix Technology Corp. personnel. Any changes will be noted in the Document History section of the report.

Audix Technology Corp.
No. 491, Zhongfu Rd., Linkou Dist.,
New Taipei City244, Taiwan
Tel: +886 2 26099301
Fax: +886 2 26099303

Tones	996T	RU Index	S67
Mode	802.11ax-HE160	U-NII Band	8
Test SKU	SKU #2 (with LUXSHARE-ICT Antenna)	Frequency	TX 6985MHz

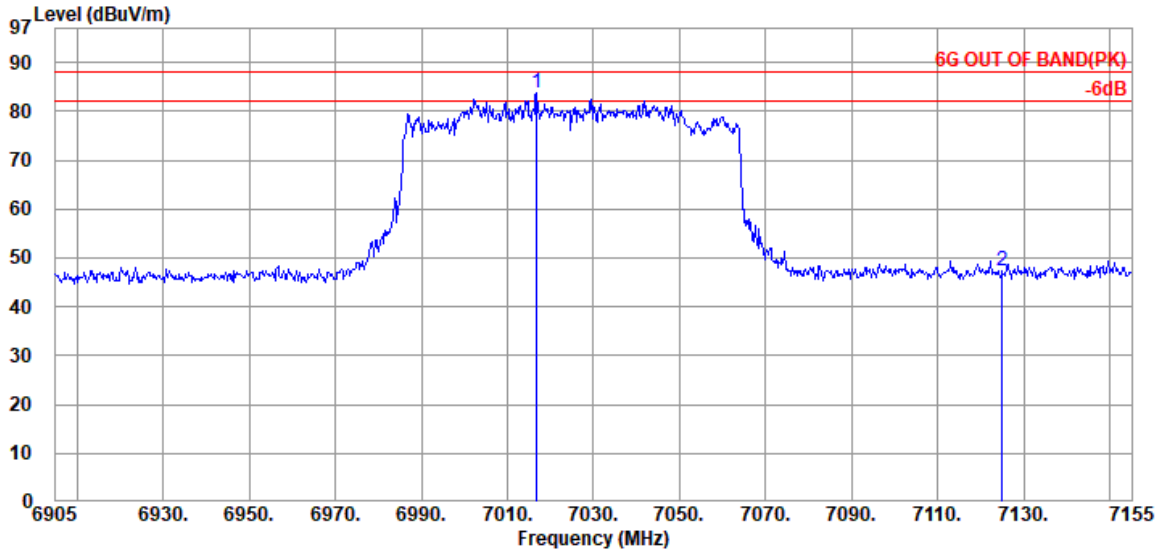

Antenna at Vertical Polarization

Emission Frequency (MHz)	Antenna Factor (dB/m)	Cable Loss (dB)	Preamp Gain (dB)	Read Level (dBμV)	Emission Level (dBμV/m)	Limits (dBμV/m)	Margin (dB)	Detector
@ 7016.750	35.57	9.73	34.52	73.04	83.82	---	---	Peak
7125.000	35.87	9.82	34.58	36.30	47.41	88.20	40.79	Peak

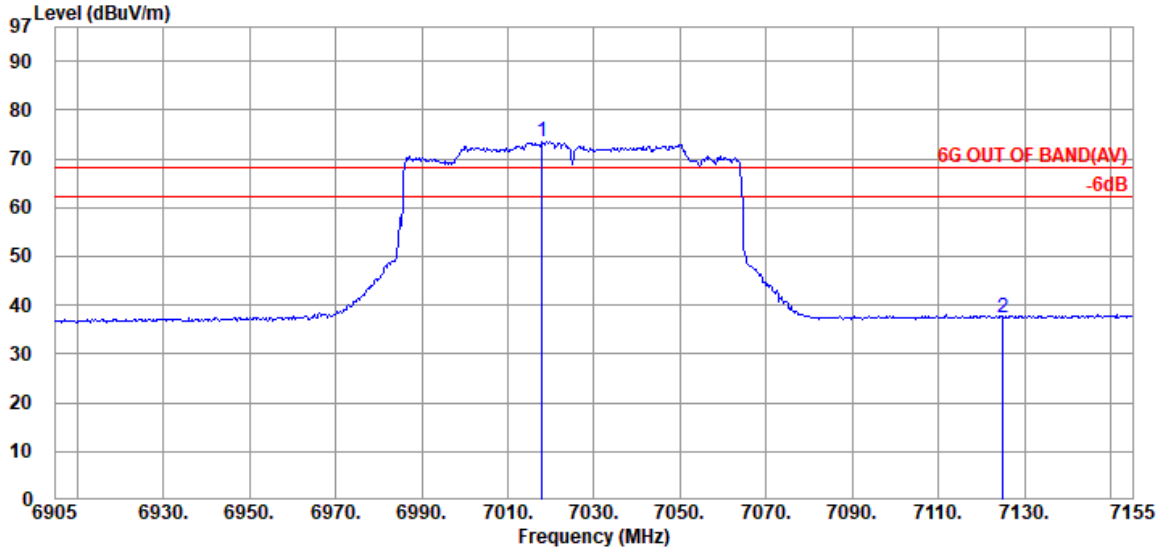

Antenna at Vertical Polarization

Emission Frequency (MHz)	Antenna Factor (dB/m)	Cable Loss (dB)	Preamp Gain (dB)	Read Level (dBμV)	Emission Level (dBμV/m)	Limits (dBμV/m)	Margin (dB)	Detector
@ 7018.000	35.57	9.73	34.52	62.69	73.47	---	---	Average
7125.000	35.87	9.82	34.58	26.45	37.56	68.20	30.64	Average

Remark: The "@" means fundamental frequency, it is ignored in this section.

This test report may be reproduced in full only. The document may only be updated by Audix Technology Corp. personnel. Any changes will be noted in the Document History section of the report.

Audix Technology Corp.
No. 491, Zhongfu Rd., Linkou Dist.,
New Taipei City244, Taiwan
Tel: +886 2 26099301
Fax: +886 2 26099303

A.2.1.4 Band Edge-Maker Delta

- OFDM Modulation

Mode	Antenna Polarization	Peak Fundamental Emission Level@7115MHz (dBμV/m)	Band Edge Emission Level@7125MHz (dBμV/m)	Marker-Delta (dB)
802.11ax-HE20 (Test SKU #2)	Horizontal	71.94	55.69	16.25
	Vertical	83.53	63.10	20.43

Note: marker -delta measured in accordance with KDB 789033 Section G3 (d)(i)

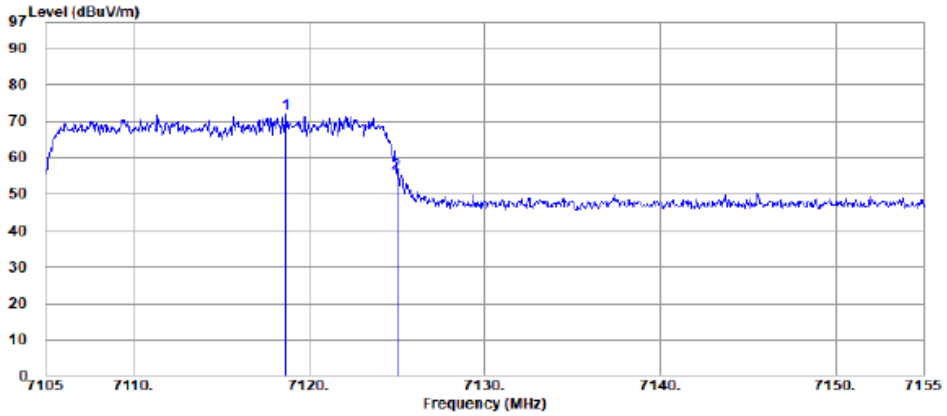

Antenna at Horizontal Polarization

Emission Frequency (MHz)	Antenna Factor (dB/m)	Cable Loss (dB)	Preamp Gain (dB)	Read Level (dBμV)	Emission Level (dBμV/m)	Detector
7118.700	35.87	9.82	34.58	60.83	71.94	Peak
7125.000	35.87	9.82	34.58	44.58	55.69	Peak

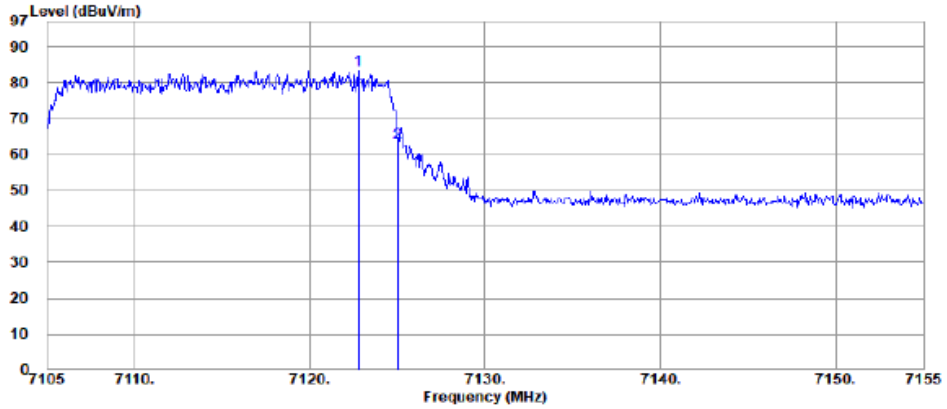

Antenna at Vertical Polarization

Emission Frequency (MHz)	Antenna Factor (dB/m)	Cable Loss (dB)	Preamp Gain (dB)	Read Level (dBμV)	Emission Level (dBμV/m)	Detector
7122.750	35.87	9.82	34.58	72.42	83.53	Peak
7125.000	35.87	9.82	34.58	51.99	63.10	Peak

This test report may be reproduced in full only. The document may only be updated by Audix Technology Corp. personnel. Any changes will be noted in the Document History section of the report.

Audix Technology Corp.
No. 491, Zhongfu Rd., Linkou Dist.,
New Taipei City244, Taiwan
Tel: +886 2 26099301
Fax: +886 2 26099303

- OFDMA Modulation

Mode	Antenna Polarization	Peak Fundamental Emission Level@7115MHz (dBμV/m)	Band Edge Emission Level@7125MHz (dBμV/m)	Marker-Delta (dB)
802.11ax-HE20 (26T, RU Index 8) (Test SKU #2)	Horizontal	76.02	63.26	12.76
	Vertical	87.32	65.54	21.78

Note: marker -delta measured in accordance with KDB 789033 Section G3 (d)(i)

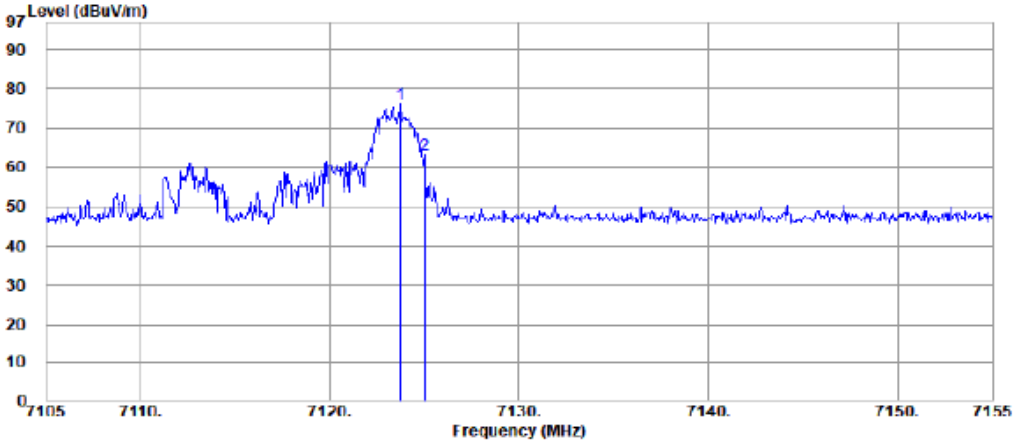

Antenna at Horizontal Polarization

Emission Frequency (MHz)	Antenna Factor (dB/m)	Cable Loss (dB)	Preamp Gain (dB)	Read Level (dBμV)	Emission Level (dBμV/m)	Detector
7123.700	35.87	9.82	34.58	64.91	76.02	Peak
7125.000	35.87	9.82	34.58	52.15	63.26	Peak

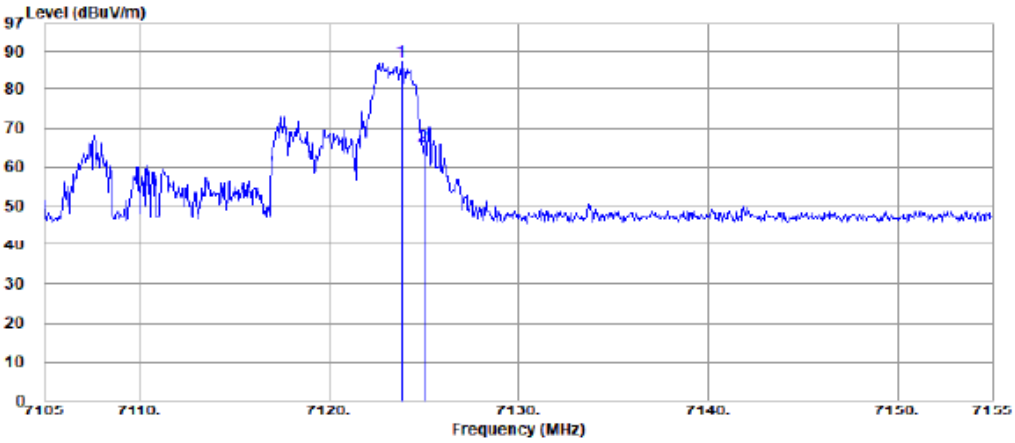

Antenna at Vertical Polarization

Emission Frequency (MHz)	Antenna Factor (dB/m)	Cable Loss (dB)	Preamp Gain (dB)	Read Level (dBμV)	Emission Level (dBμV/m)	Detector
7123.800	35.87	9.82	34.58	76.21	87.32	Peak
7125.000	35.87	9.82	34.58	54.43	65.54	Peak

This test report may be reproduced in full only. The document may only be updated by Audix Technology Corp. personnel. Any changes will be noted in the Document History section of the report.

Audix Technology Corp.
No. 491, Zhongfu Rd., Linkou Dist.,
New Taipei City244, Taiwan
Tel: +886 2 26099301
Fax: +886 2 26099303

Band Edge-Maker Delta Test Result

- OFDM Modulation

Mode	Fundamental Emission Level@7115MHz (dBμV/m)	Marker-Delta (dB)	Band Edge Emission Level@7125MHz (dBμV/m)	Limit (dBμV/m)	Margin (dB)	Detector
802.11ax-HE20 (Test SKU #2)	Antenna Polarization: Horizontal					
	76.03	16.25	59.78	88.20	28.42	Peak
	66.19	16.25	49.94	68.20	18.26	Average

Note: Band Edge Emission Level (dBμV/m) = Fundamental Emission Level (dBμV/m) - Marker-Delta (dB)

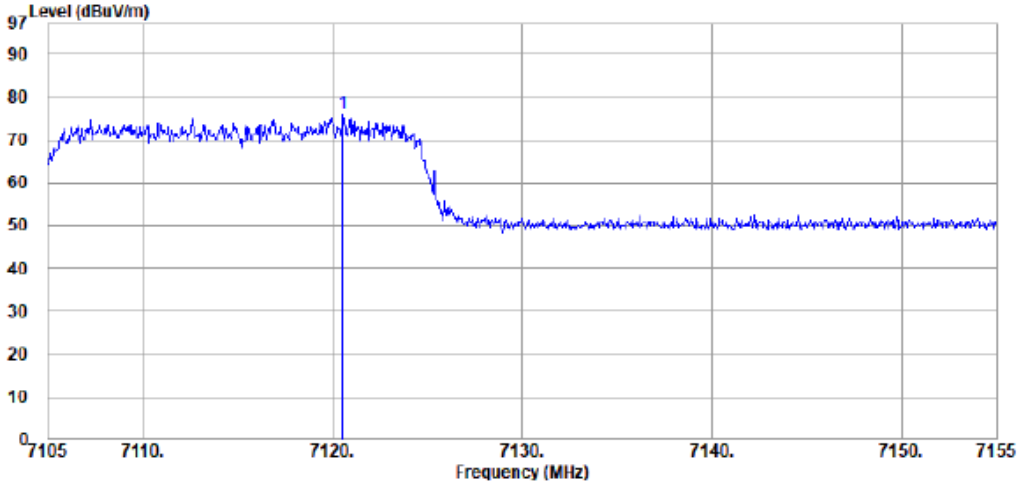

Antenna at Horizontal Polarization

Emission Frequency (MHz)	Antenna Factor (dB/m)	Cable Loss (dB)	Preamp Gain (dB)	Read Level (dBμV)	Emission Level (dBμV/m)	Detector
7120.550	35.87	9.82	34.58	64.92	76.03	Peak

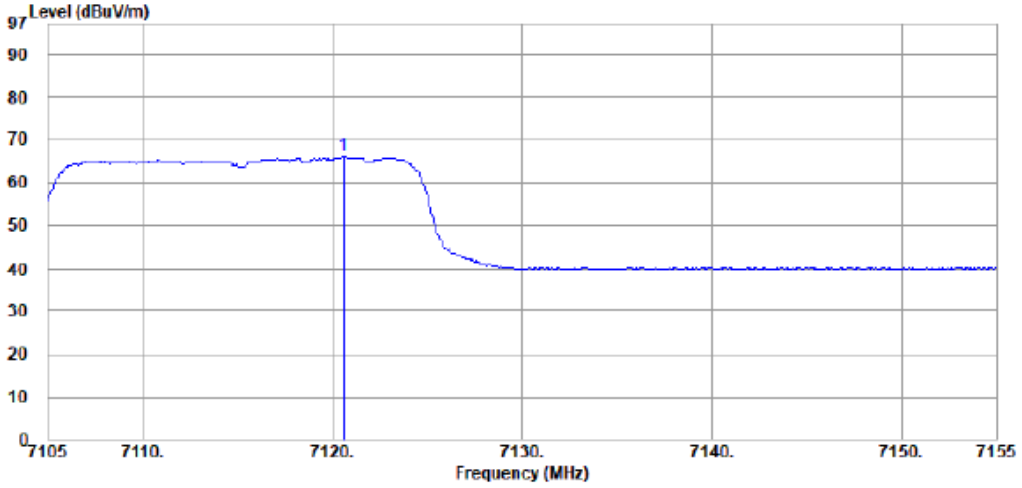

Antenna at Horizontal Polarization

Emission Frequency (MHz)	Antenna Factor (dB/m)	Cable Loss (dB)	Preamp Gain (dB)	Read Level (dBμV)	Emission Level (dBμV/m)	Detector
7120.600	35.87	9.82	34.58	55.08	66.19	Average

This test report may be reproduced in full only. The document may only be updated by Audix Technology Corp. personnel. Any changes will be noted in the Document History section of the report.

Audix Technology Corp.
No. 491, Zhongfu Rd., Linkou Dist.,
New Taipei City244, Taiwan
Tel: +886 2 26099301
Fax: +886 2 26099303

Mode	Fundamental Emission Level@7115MHz (dBμV/m)	Marker-Delta (dB)	Band Edge Emission Level@7125MHz (dBμV/m)	Limit (dBμV/m)	Margin (dB)	Detector
802.11ax-HE20 (Test SKU #2)	Antenna Polarization: Vertical					
	87.58	20.43	67.15	88.20	21.05	Peak
	76.79	20.43	56.36	68.20	11.84	Average

Note: Band Edge Emission Level (dBμV/m) = Fundamental Emission Level (dBμV/m) - Marker-Delta (dB)

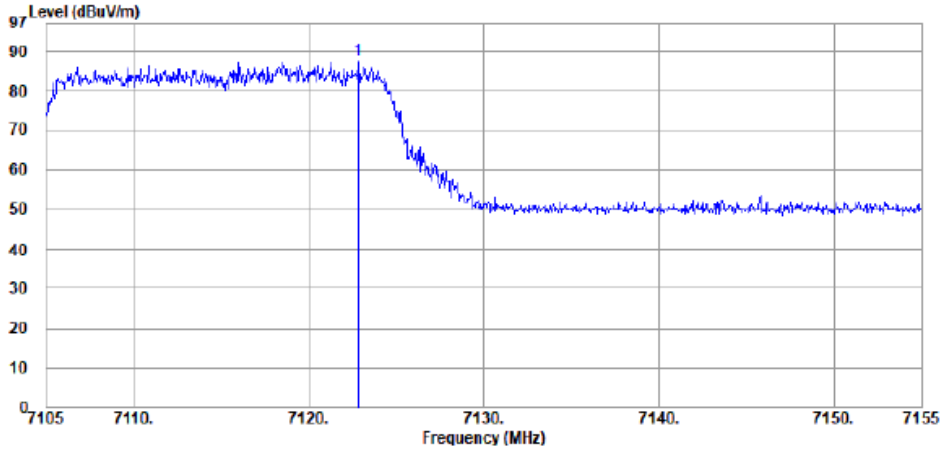

Antenna at Vertical Polarization

Emission Frequency (MHz)	Antenna Factor (dB/m)	Cable Loss (dB)	Preamp Gain (dB)	Read Level (dBμV)	Emission Level (dBμV/m)	Detector
7122.850	35.87	9.82	34.58	76.47	87.58	Peak

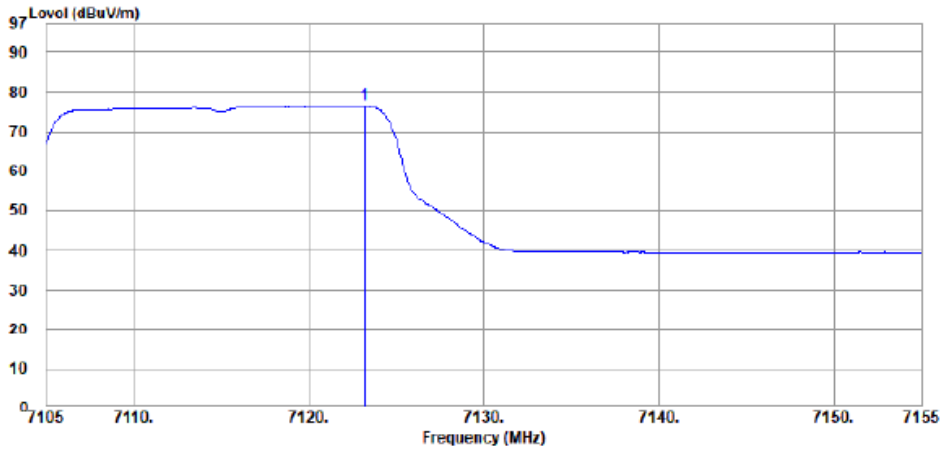

Antenna at Vertical Polarization

Emission Frequency (MHz)	Antenna Factor (dB/m)	Cable Loss (dB)	Preamp Gain (dB)	Read Level (dBμV)	Emission Level (dBμV/m)	Detector
7123.200	35.87	9.82	34.58	65.68	76.79	Average

This test report may be reproduced in full only. The document may only be updated by Audix Technology Corp. personnel. Any changes will be noted in the Document History section of the report.

Audix Technology Corp.
No. 491, Zhongfu Rd., Linkou Dist.,
New Taipei City244, Taiwan
Tel: +886 2 26099301
Fax: +886 2 26099303

- OFDMA Modulation

Mode	Fundamental Emission Level@7115MHz (dBμV/m)	Marker-Delta (dB)	Band Edge Emission Level@7125MHz (dBμV/m)	Limit (dBμV/m)	Margin (dB)	Detector
802.11ax-HE20 (26T, RU Index 8) Test SKU #2	Antenna Polarization: Horizontal					
	78.21	12.76	65.45	88.20	22.75	Peak
	70.26	12.76	57.50	68.20	10.70	Average

Note: Band Edge Emission Level (dBμV/m) = Fundamental Emission Level (dBμV/m) - Marker-Delta (dB)

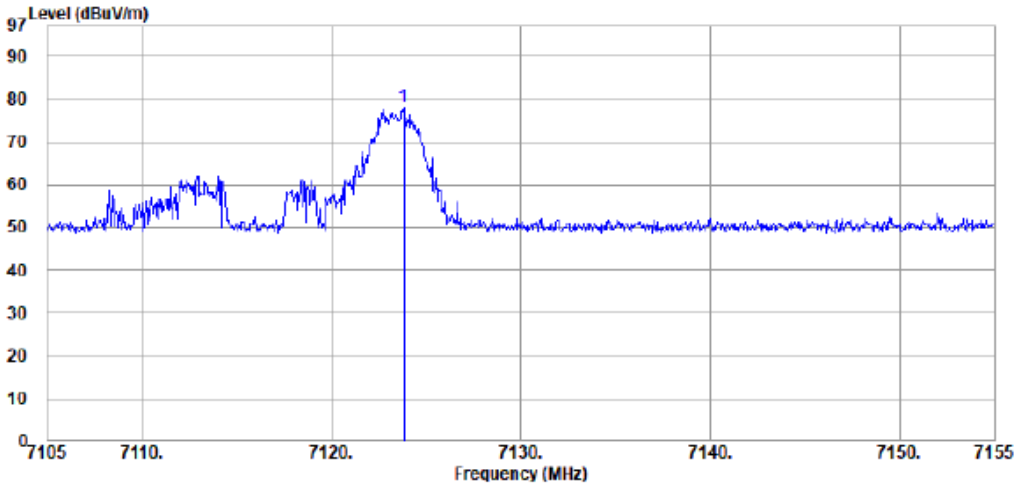

Antenna at Horizontal Polarization

Emission Frequency (MHz)	Antenna Factor (dB/m)	Cable Loss (dB)	Preamp Gain (dB)	Read Level (dBμV)	Emission Level (dBμV/m)	Detector
7123.800	35.87	9.82	34.58	67.10	78.21	Peak

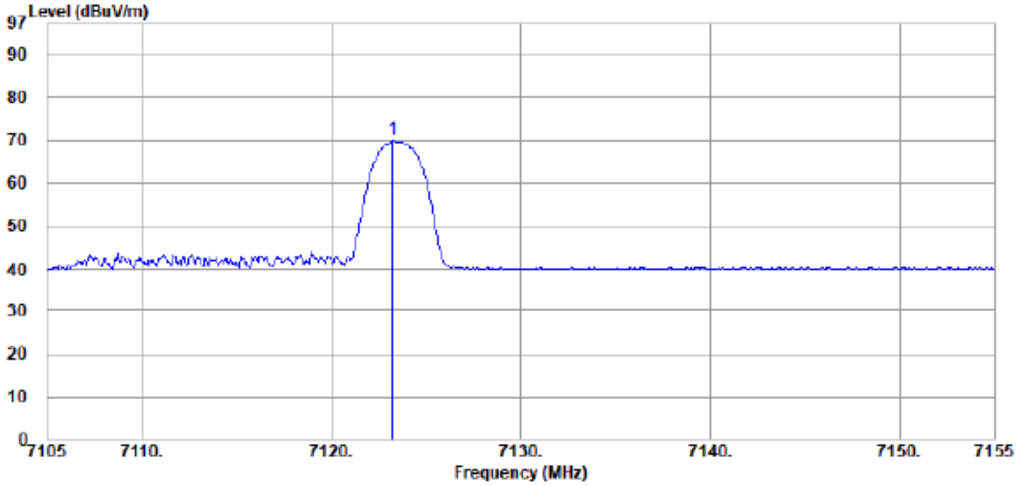

Antenna at Horizontal Polarization

Emission Frequency (MHz)	Antenna Factor (dB/m)	Cable Loss (dB)	Preamp Gain (dB)	Read Level (dBμV)	Emission Level (dBμV/m)	Detector
7123.250	35.87	9.82	34.58	59.15	70.26	Average

This test report may be reproduced in full only. The document may only be updated by Audix Technology Corp. personnel. Any changes will be noted in the Document History section of the report.

Audix Technology Corp.
No. 491, Zhongfu Rd., Linkou Dist.,
New Taipei City244, Taiwan
Tel: +886 2 26099301
Fax: +886 2 26099303

Mode	Fundamental Emission Level@7115MHz (dBμV/m)	Marker-Delta (dB)	Band Edge Emission Level@7125MHz (dBμV/m)	Limit (dBμV/m)	Margin (dB)	Detector
802.11ax-HE20 (26T, RU Index 8) Test SKU #2	Antenna Polarization: Vertical					
	91.00	21.78	69.22	88.20	28.98	Peak
	82.10	21.78	60.32	68.20	7.88	Average

Note: Band Edge Emission Level (dBμV/m) = Fundamental Emission Level (dBμV/m) - Marker-Delta (dB)

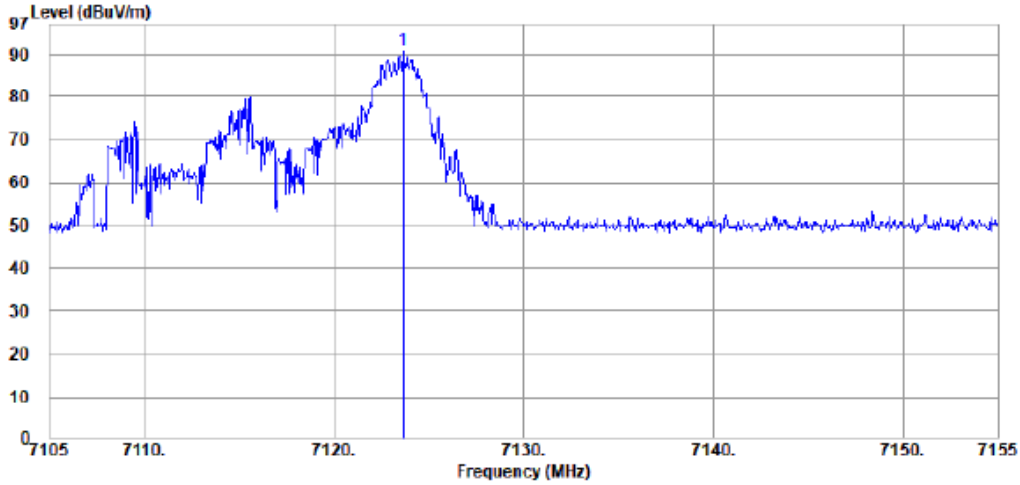

Antenna at Vertical Polarization

Emission Frequency (MHz)	Antenna Factor (dB/m)	Cable Loss (dB)	Preamp Gain (dB)	Read Level (dBμV)	Emission Level (dBμV/m)	Detector
7123.650	35.87	9.82	34.58	79.89	91.00	Peak

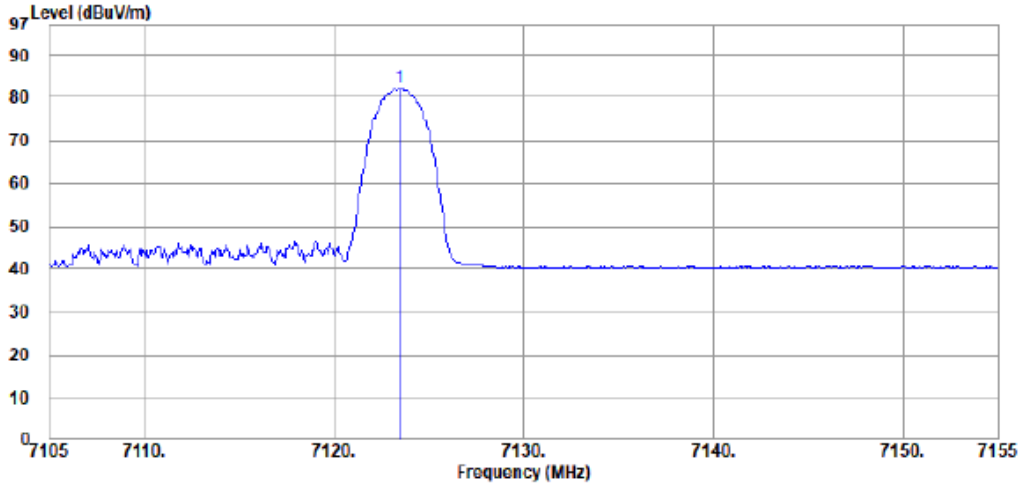

Antenna at Horizontal Polarization

Emission Frequency (MHz)	Antenna Factor (dB/m)	Cable Loss (dB)	Preamp Gain (dB)	Read Level (dBμV)	Emission Level (dBμV/m)	Detector
7123.500	35.87	9.82	34.58	70.99	82.10	Average

This test report may be reproduced in full only. The document may only be updated by Audix Technology Corp. personnel. Any changes will be noted in the Document History section of the report.

Audix Technology Corp.
No. 491, Zhongfu Rd., Linkou Dist.,
New Taipei City244, Taiwan
Tel: +886 2 26099301
Fax: +886 2 26099303

A.2.2 Emissions outside the frequency band

The emissions (up to 40GHz) not reported for there is no emission be found.

- OFDM Modulation

Mode	802.11ax-HE20	U-NII Band	5
Test SKU	SKU #2 (with LUXSHARE-ICT Antenna)	Frequency	TX 5955MHz

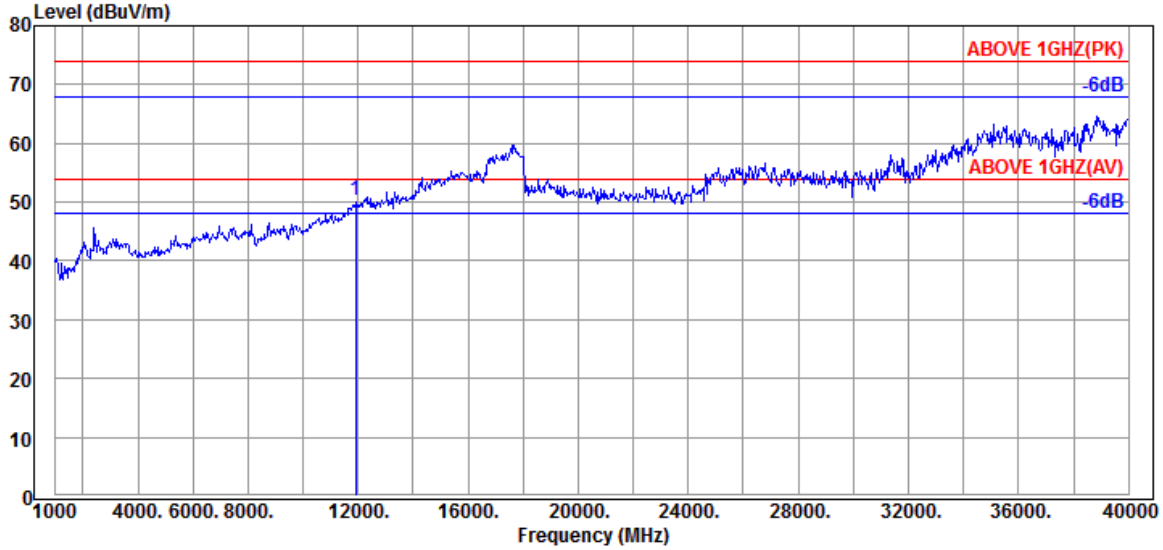

Antenna at Horizontal Polarization

Emission Frequency (MHz)	Antenna Factor (dB/m)	Cable Loss (dB)	Preamp Gain (dB)	Read Level (dBμV)	Emission Level (dBμV/m)	Limits (dBμV/m)	Margin (dB)	Detector
11910.000	38.70	16.11	34.67	28.13	48.27	54.00	5.73	Peak

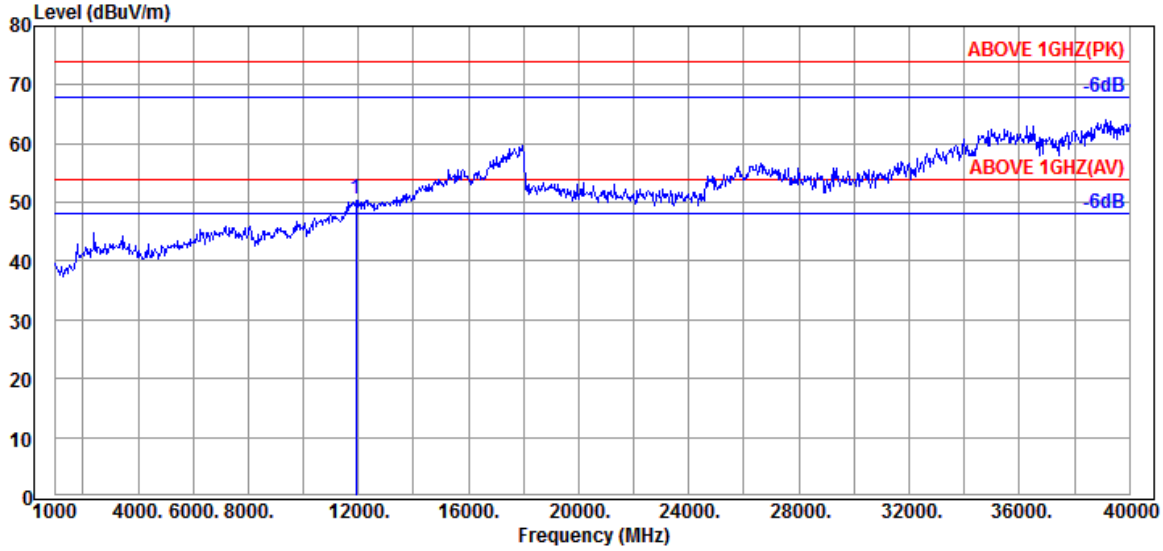

Antenna at Vertical Polarization

Emission Frequency (MHz)	Antenna Factor (dB/m)	Cable Loss (dB)	Preamp Gain (dB)	Read Level (dBμV)	Emission Level (dBμV/m)	Limits (dBμV/m)	Margin (dB)	Detector
11910.000	38.70	16.11	34.67	28.57	48.71	54.00	5.29	Peak

This test report may be reproduced in full only. The document may only be updated by Audix Technology Corp. personnel. Any changes will be noted in the Document History section of the report.

Audix Technology Corp.
No. 491, Zhongfu Rd., Linkou Dist.,
New Taipei City244, Taiwan
Tel: +886 2 26099301
Fax: +886 2 26099303

Mode	802.11ax-HE20	U-NII Band	6
Test SKU	SKU #1 (with INPAQ Antenna)	Frequency	TX 6435MHz

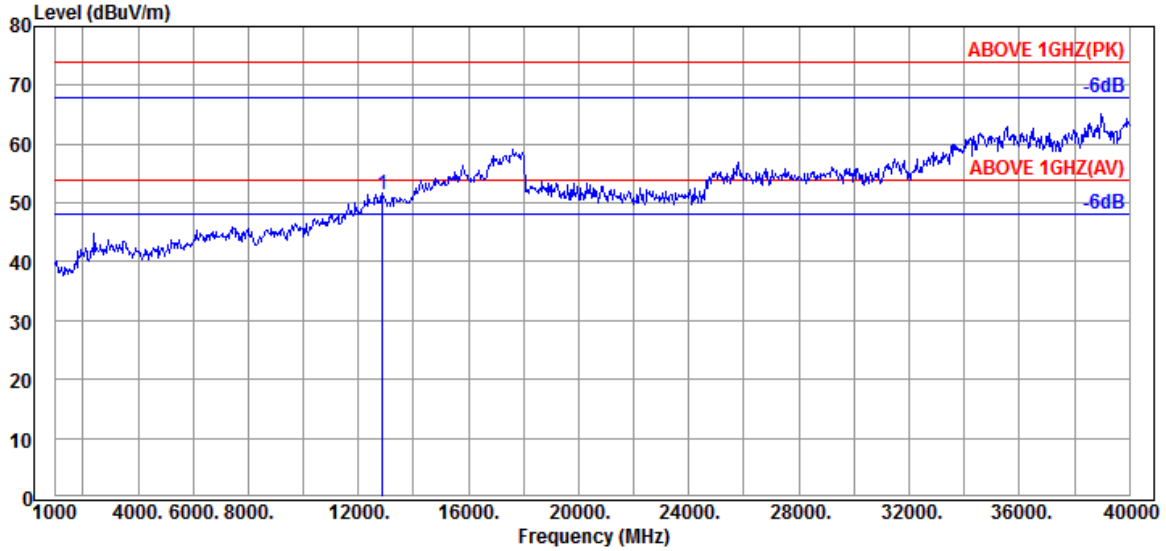

Antenna at Horizontal Polarization

Emission Frequency (MHz)	Antenna Factor (dB/m)	Cable Loss (dB)	Preamp Gain (dB)	Read Level (dBμV)	Emission Level (dBμV/m)	Limits (dBμV/m)	Margin (dB)	Detector
12870.000	39.10	16.60	33.66	29.51	51.55	54.00	2.45	Peak

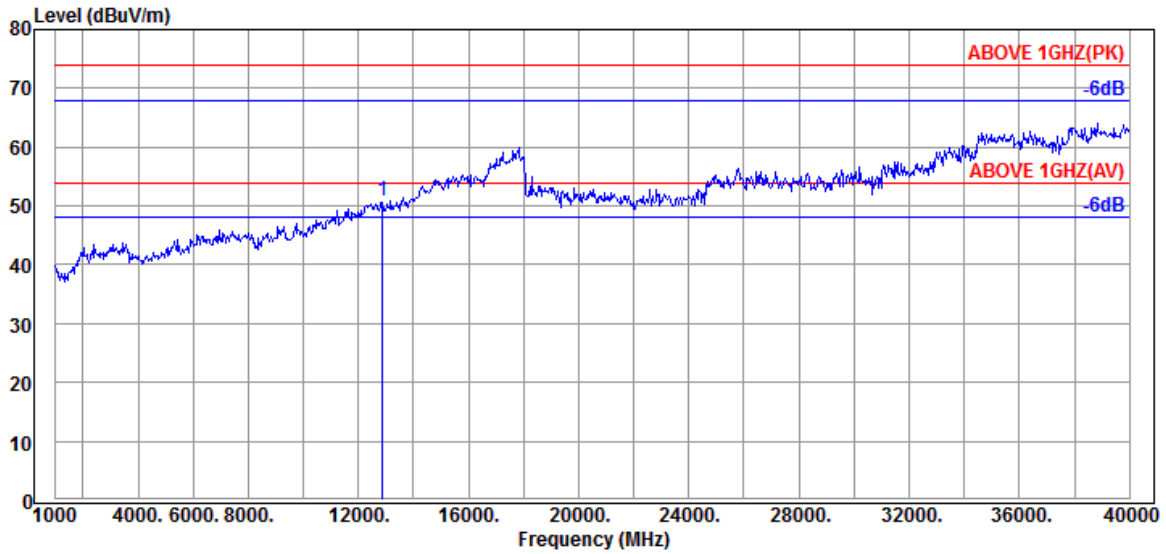

Antenna at Vertical Polarization

Emission Frequency (MHz)	Antenna Factor (dB/m)	Cable Loss (dB)	Preamp Gain (dB)	Read Level (dBμV)	Emission Level (dBμV/m)	Limits (dBμV/m)	Margin (dB)	Detector
12870.000	39.10	16.60	33.66	28.70	50.74	54.00	3.26	Peak

This test report may be reproduced in full only. The document may only be updated by Audix Technology Corp. personnel. Any changes will be noted in the Document History section of the report.

Audix Technology Corp.
No. 491, Zhongfu Rd., Linkou Dist.,
New Taipei City244, Taiwan
Tel: +886 2 26099301
Fax: +886 2 26099303

Mode	802.11ax-HE20	U-NII Band	7
Test SKU	SKU #2 (with LUXSHARE-ICT Antenna)	Frequency	TX 6855MHz

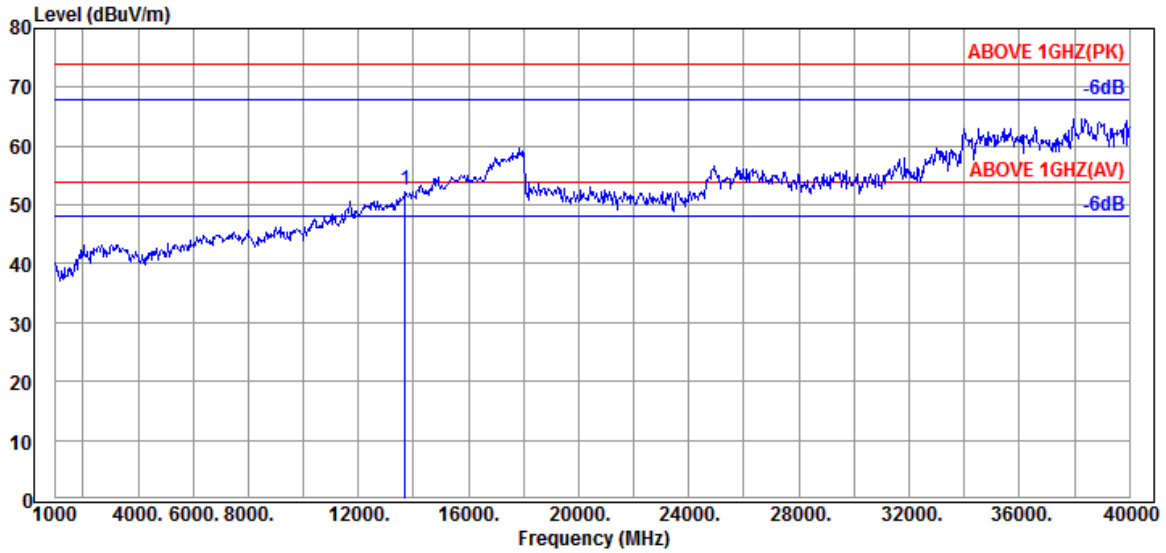

Antenna at Horizontal Polarization

Emission Frequency (MHz)	Antenna Factor (dB/m)	Cable Loss (dB)	Preamp Gain (dB)	Read Level (dBμV)	Emission Level (dBμV/m)	Limits (dBμV/m)	Margin (dB)	Detector
13710.000	38.70	16.81	32.97	29.84	52.38	54.00	1.62	Peak

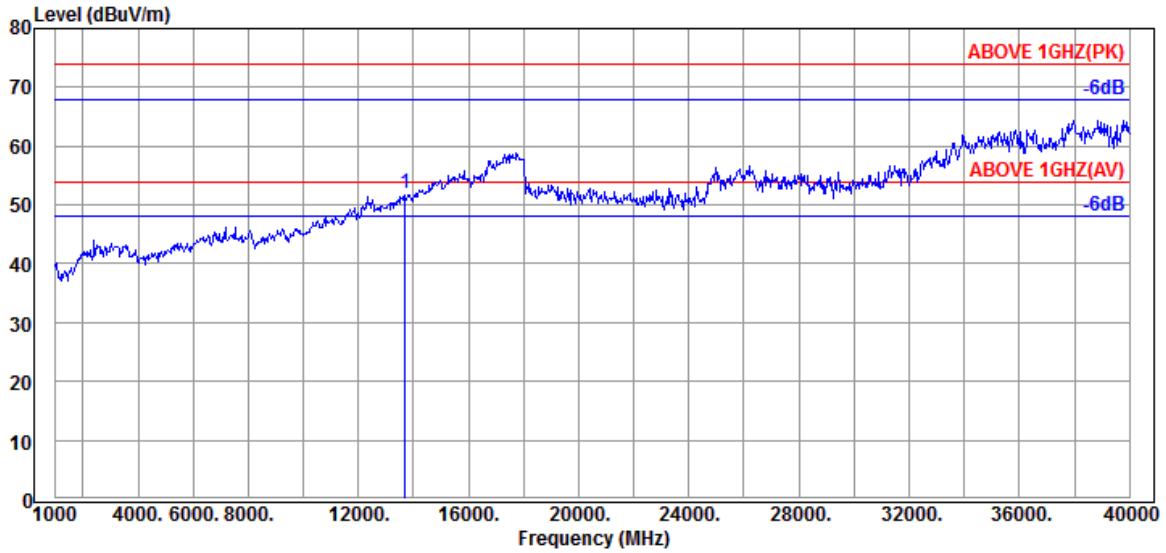

Antenna at Vertical Polarization

Emission Frequency (MHz)	Antenna Factor (dB/m)	Cable Loss (dB)	Preamp Gain (dB)	Read Level (dBμV)	Emission Level (dBμV/m)	Limits (dBμV/m)	Margin (dB)	Detector
13710.000	38.70	16.81	32.97	29.29	51.83	54.00	2.17	Peak

This test report may be reproduced in full only. The document may only be updated by Audix Technology Corp. personnel. Any changes will be noted in the Document History section of the report.

Audix Technology Corp.
No. 491, Zhongfu Rd., Linkou Dist.,
New Taipei City244, Taiwan
Tel: +886 2 26099301
Fax: +886 2 26099303

Mode	802.11ax-HE20	U-NII Band	8
Test SKU	SKU #2 (with LUXSHARE-ICT Antenna)	Frequency	TX 6875MHz

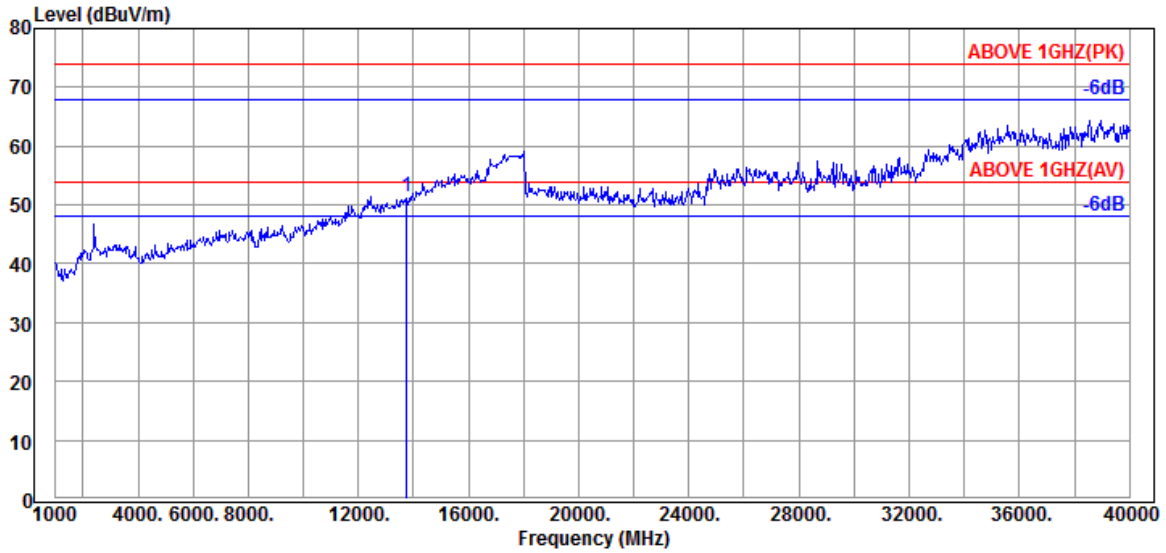

Antenna at Horizontal Polarization

Emission Frequency (MHz)	Antenna Factor (dB/m)	Cable Loss (dB)	Preamp Gain (dB)	Read Level (dBμV)	Emission Level (dBμV/m)	Limits (dBμV/m)	Margin (dB)	Detector
13750.000	38.70	16.83	32.97	28.75	51.31	54.00	2.69	Peak

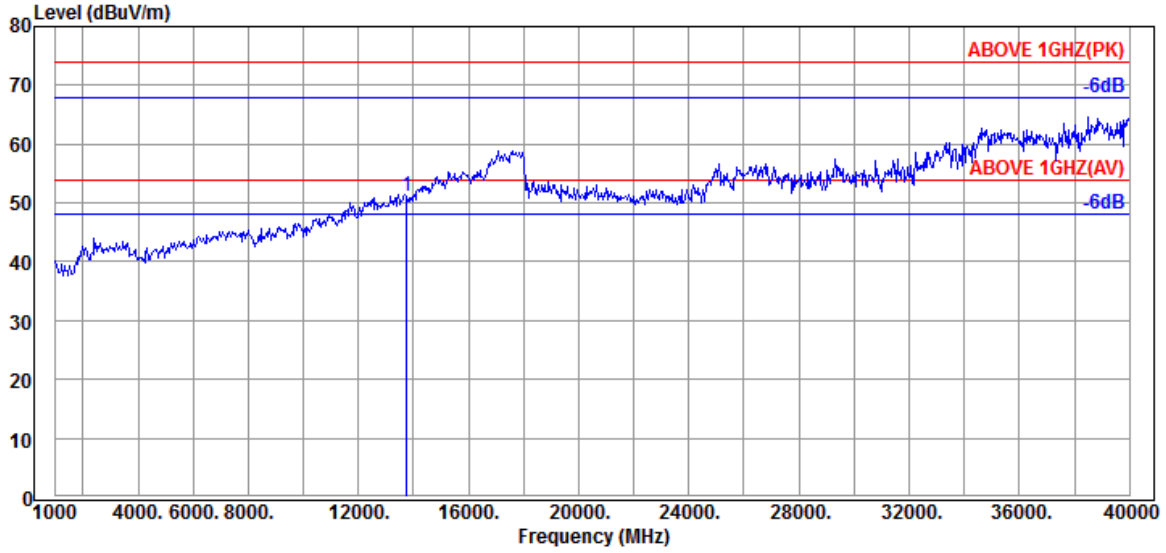

Antenna at Vertical Polarization

Emission Frequency (MHz)	Antenna Factor (dB/m)	Cable Loss (dB)	Preamp Gain (dB)	Read Level (dBμV)	Emission Level (dBμV/m)	Limits (dBμV/m)	Margin (dB)	Detector
13750.000	38.70	16.83	32.97	28.48	51.04	54.00	2.96	Peak

This test report may be reproduced in full only. The document may only be updated by Audix Technology Corp. personnel. Any changes will be noted in the Document History section of the report.

Audix Technology Corp.
No. 491, Zhongfu Rd., Linkou Dist.,
New Taipei City244, Taiwan
Tel: +886 2 26099301
Fax: +886 2 26099303

Mode	802.11ax-HE40	U-NII Band	5
Test SKU	SKU #2 (with LUXSHARE-ICT Antenna)	Frequency	TX 5965MHz

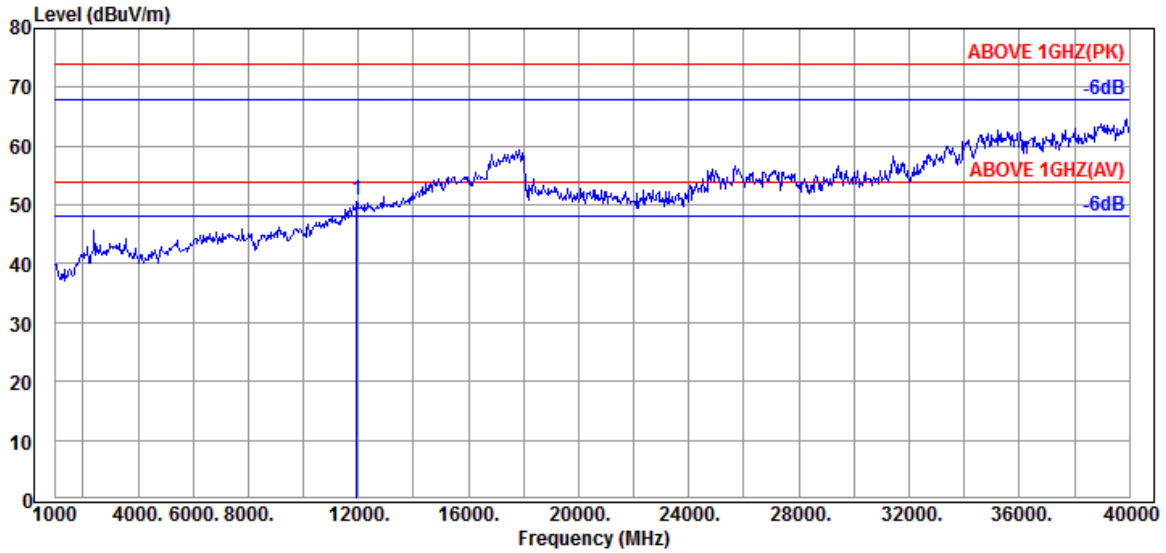

Antenna at Horizontal Polarization

Emission Frequency (MHz)	Antenna Factor (dB/m)	Cable Loss (dB)	Preamp Gain (dB)	Read Level (dBμV)	Emission Level (dBμV/m)	Limits (dBμV/m)	Margin (dB)	Detector
11930.000	38.73	16.19	34.68	30.69	50.93	54.00	3.07	Peak

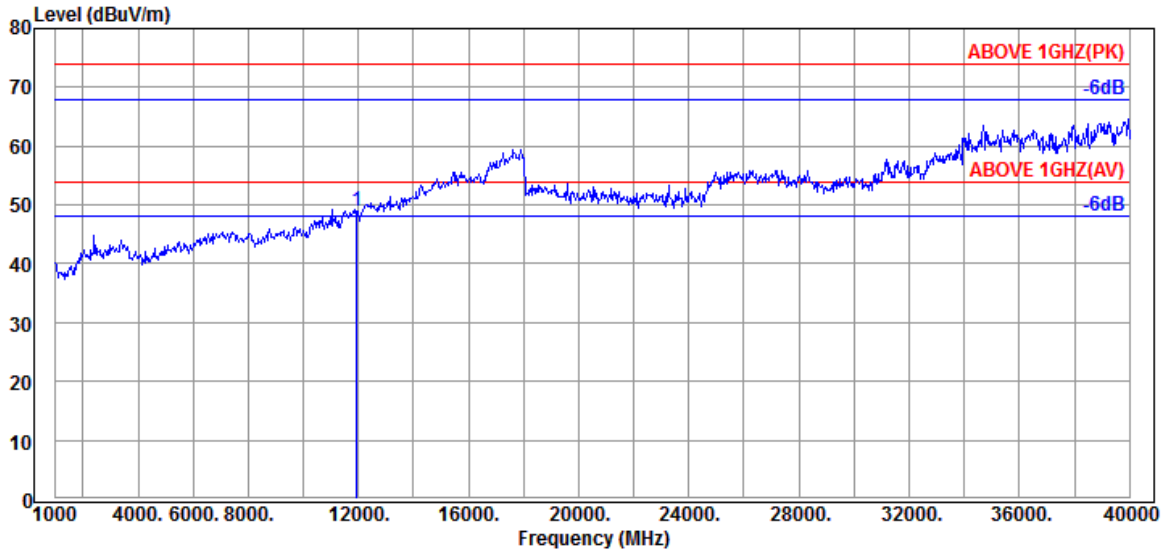

Antenna at Vertical Polarization

Emission Frequency (MHz)	Antenna Factor (dB/m)	Cable Loss (dB)	Preamp Gain (dB)	Read Level (dBμV)	Emission Level (dBμV/m)	Limits (dBμV/m)	Margin (dB)	Detector
11930.000	38.73	16.19	34.68	28.60	48.84	54.00	5.16	Peak

This test report may be reproduced in full only. The document may only be updated by Audix Technology Corp. personnel. Any changes will be noted in the Document History section of the report.

Audix Technology Corp.
No. 491, Zhongfu Rd., Linkou Dist.,
New Taipei City244, Taiwan

Tel: +886 2 26099301
Fax: +886 2 26099303

Mode	802.11ax-HE40	U-NII Band	6
Test SKU	SKU #1 (with INPAQ Antenna)	Frequency	TX 6445MHz

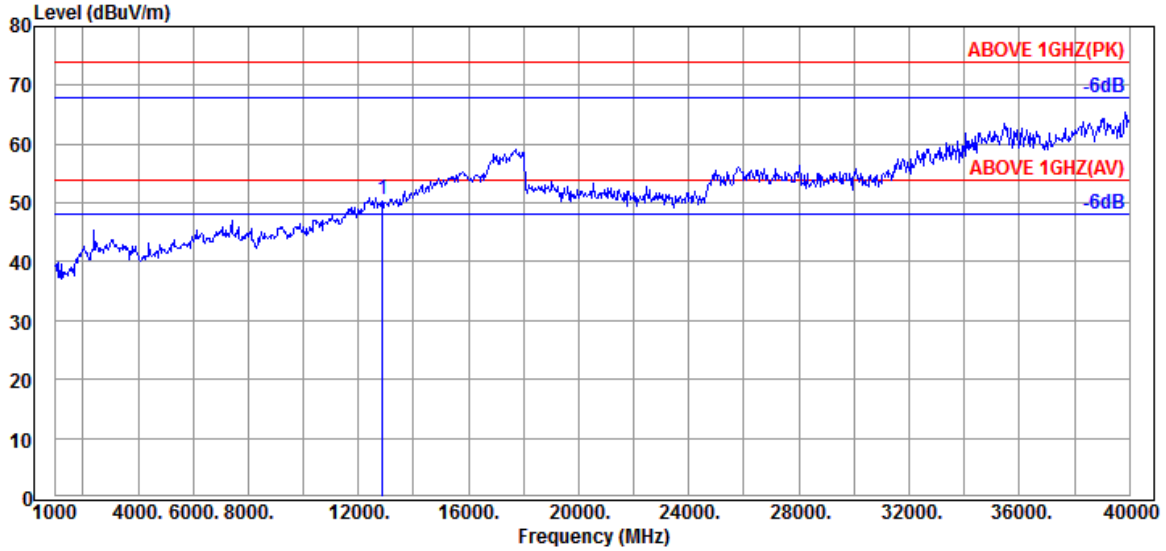

Antenna at Horizontal Polarization

Emission Frequency (MHz)	Antenna Factor (dB/m)	Cable Loss (dB)	Preamp Gain (dB)	Read Level (dBμV)	Emission Level (dBμV/m)	Limits (dBμV/m)	Margin (dB)	Detector
12890.000	39.10	16.60	33.62	28.56	50.64	54.00	3.36	Peak

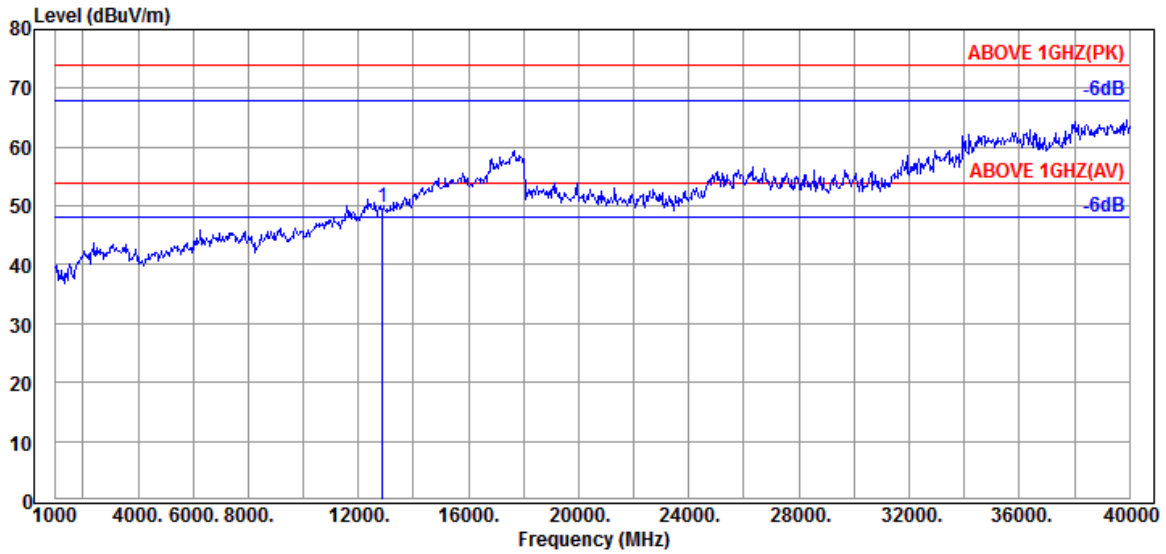

Antenna at Vertical Polarization

Emission Frequency (MHz)	Antenna Factor (dB/m)	Cable Loss (dB)	Preamp Gain (dB)	Read Level (dBμV)	Emission Level (dBμV/m)	Limits (dBμV/m)	Margin (dB)	Detector
12890.000	39.10	16.60	33.62	27.54	49.62	54.00	4.38	Peak

This test report may be reproduced in full only. The document may only be updated by Audix Technology Corp. personnel. Any changes will be noted in the Document History section of the report.

Audix Technology Corp.
No. 491, Zhongfu Rd., Linkou Dist.,
New Taipei City244, Taiwan
Tel: +886 2 26099301
Fax: +886 2 26099303

Mode	802.11ax-HE40	U-NII Band	7
Test SKU	SKU #2 (with LUXSHARE-ICT Antenna)	Frequency	TX 6845MHz

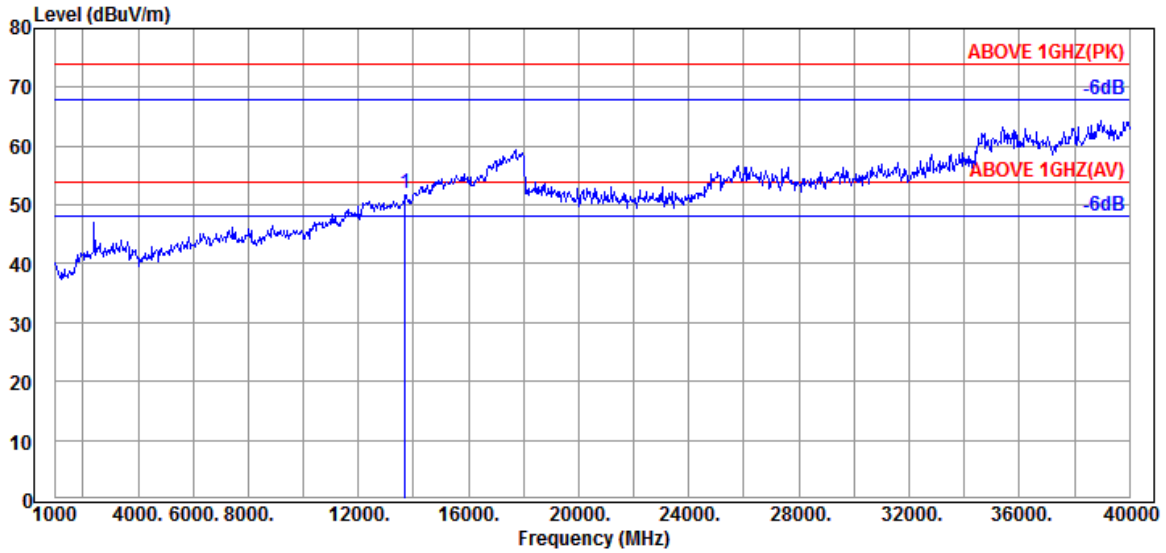

Antenna at Horizontal Polarization

Emission Frequency (MHz)	Antenna Factor (dB/m)	Cable Loss (dB)	Preamp Gain (dB)	Read Level (dBμV)	Emission Level (dBμV/m)	Limits (dBμV/m)	Margin (dB)	Detector
13690.000	38.73	16.81	32.97	29.47	52.04	54.00	1.96	Peak

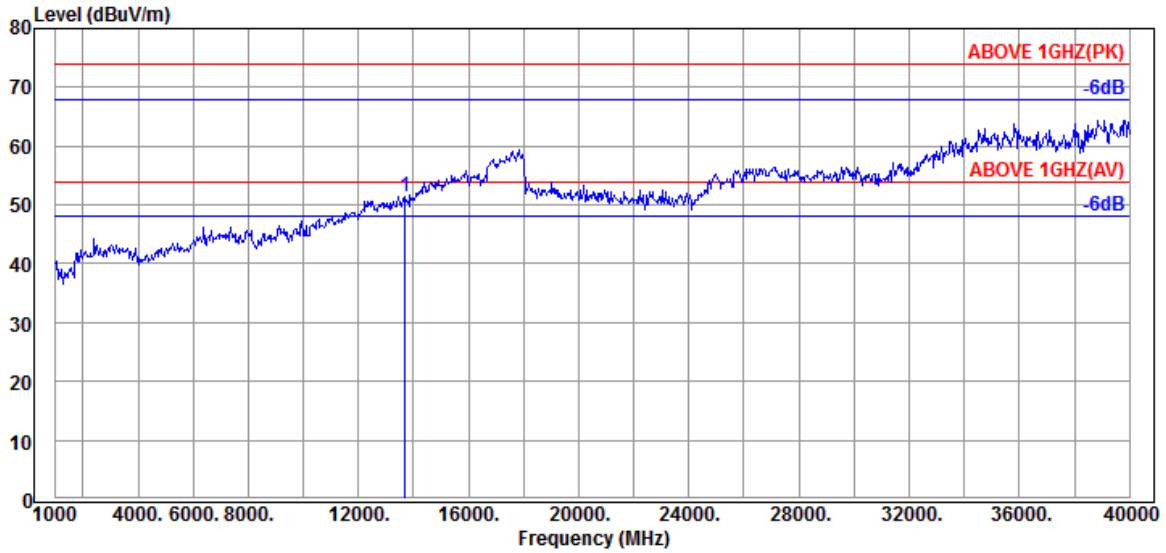

Antenna at Vertical Polarization

Emission Frequency (MHz)	Antenna Factor (dB/m)	Cable Loss (dB)	Preamp Gain (dB)	Read Level (dBμV)	Emission Level (dBμV/m)	Limits (dBμV/m)	Margin (dB)	Detector
13690.000	38.73	16.81	32.97	28.74	51.31	54.00	2.69	Peak

This test report may be reproduced in full only. The document may only be updated by Audix Technology Corp. personnel. Any changes will be noted in the Document History section of the report.

Audix Technology Corp.
No. 491, Zhongfu Rd., Linkou Dist.,
New Taipei City244, Taiwan
Tel: +886 2 26099301
Fax: +886 2 26099303

Mode	802.11ax-HE40	U-NII Band	8
Test SKU	SKU #2 (with LUXSHARE-ICT Antenna)	Frequency	TX 7085MHz

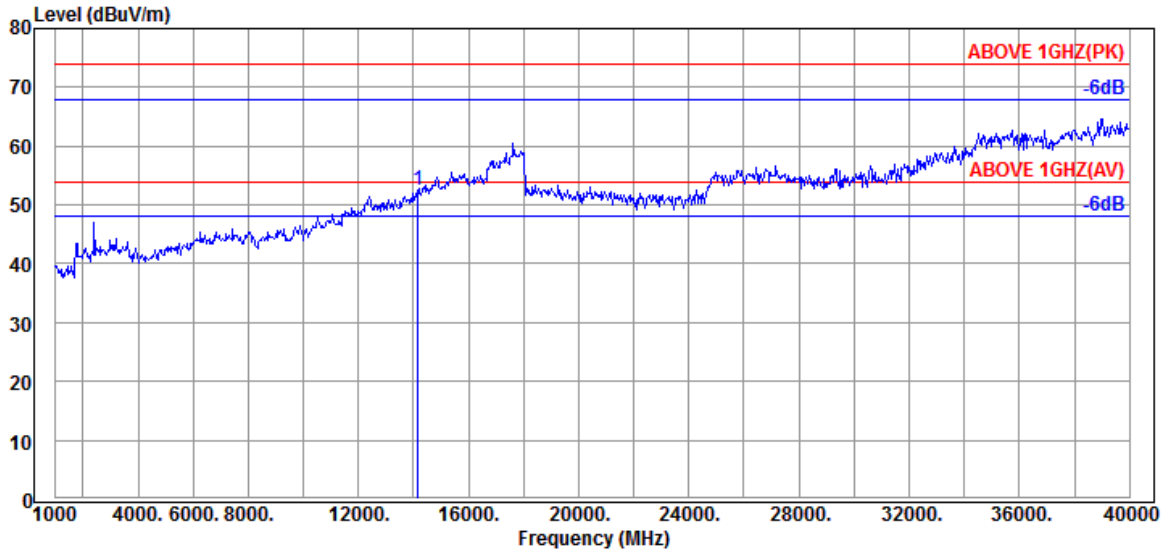

Antenna at Horizontal Polarization

Emission Frequency (MHz)	Antenna Factor (dB/m)	Cable Loss (dB)	Preamp Gain (dB)	Read Level (dBμV)	Emission Level (dBμV/m)	Limits (dBμV/m)	Margin (dB)	Detector
14170.000	39.05	16.99	33.18	29.78	52.64	54.00	1.36	Peak

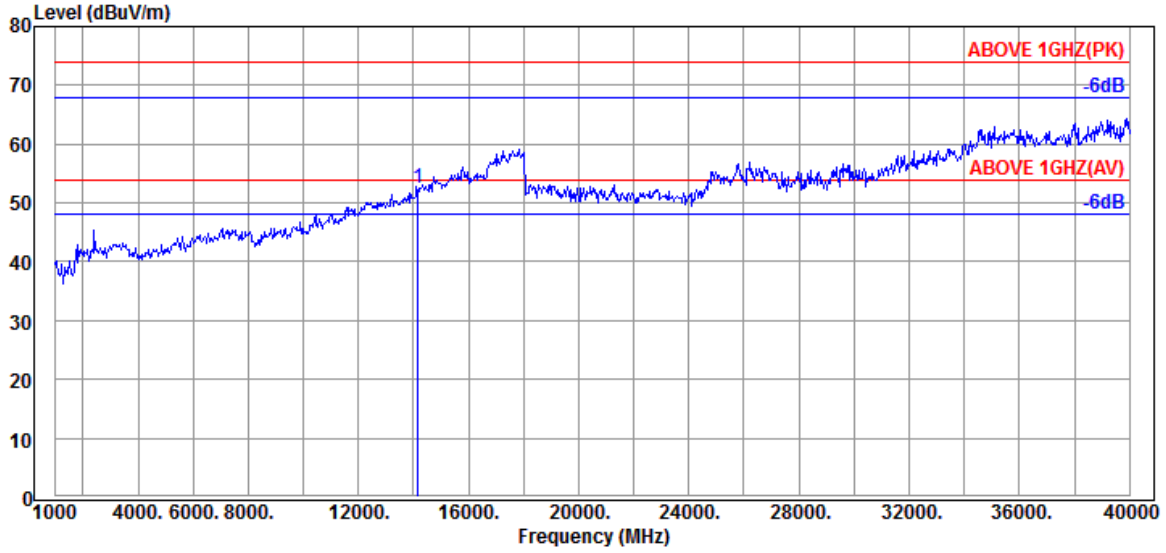

Antenna at Vertical Polarization

Emission Frequency (MHz)	Antenna Factor (dB/m)	Cable Loss (dB)	Preamp Gain (dB)	Read Level (dBμV)	Emission Level (dBμV/m)	Limits (dBμV/m)	Margin (dB)	Detector
14170.000	39.05	16.99	33.18	29.65	52.51	54.00	1.49	Peak

This test report may be reproduced in full only. The document may only be updated by Audix Technology Corp. personnel. Any changes will be noted in the Document History section of the report.

Audix Technology Corp.
No. 491, Zhongfu Rd., Linkou Dist.,
New Taipei City244, Taiwan
Tel: +886 2 26099301
Fax: +886 2 26099303

Mode	802.11ax-HE80	U-NII Band	5
Test SKU	SKU #2 (with LUXSHARE-ICT Antenna)	Frequency	TX 6145MHz

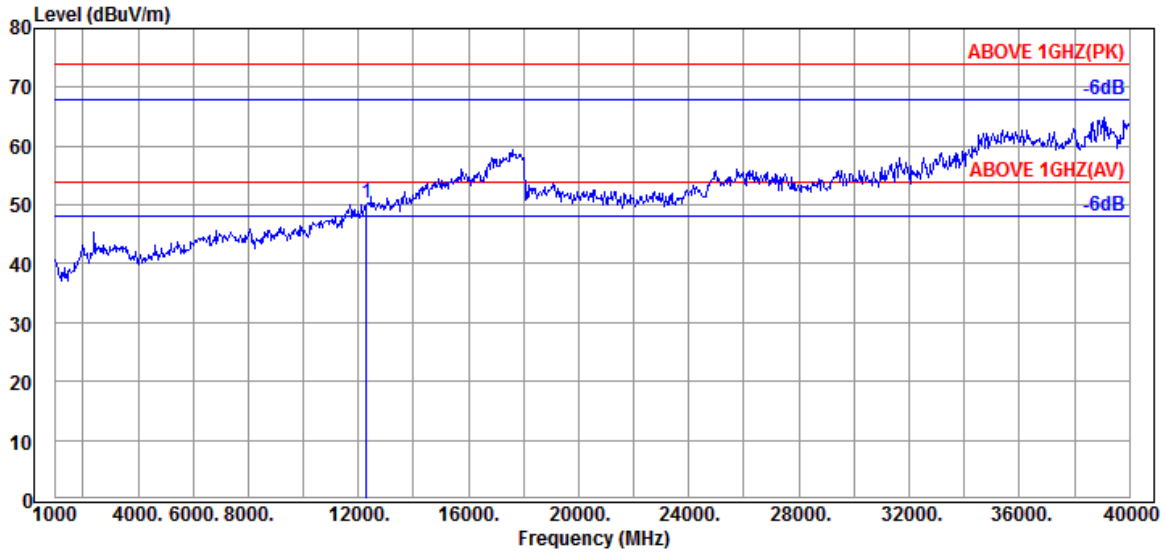

Antenna at Horizontal Polarization

Emission Frequency (MHz)	Antenna Factor (dB/m)	Cable Loss (dB)	Preamp Gain (dB)	Read Level (dBμV)	Emission Level (dBμV/m)	Limits (dBμV/m)	Margin (dB)	Detector
12290.000	39.10	16.35	34.41	29.15	50.19	54.00	3.81	Peak

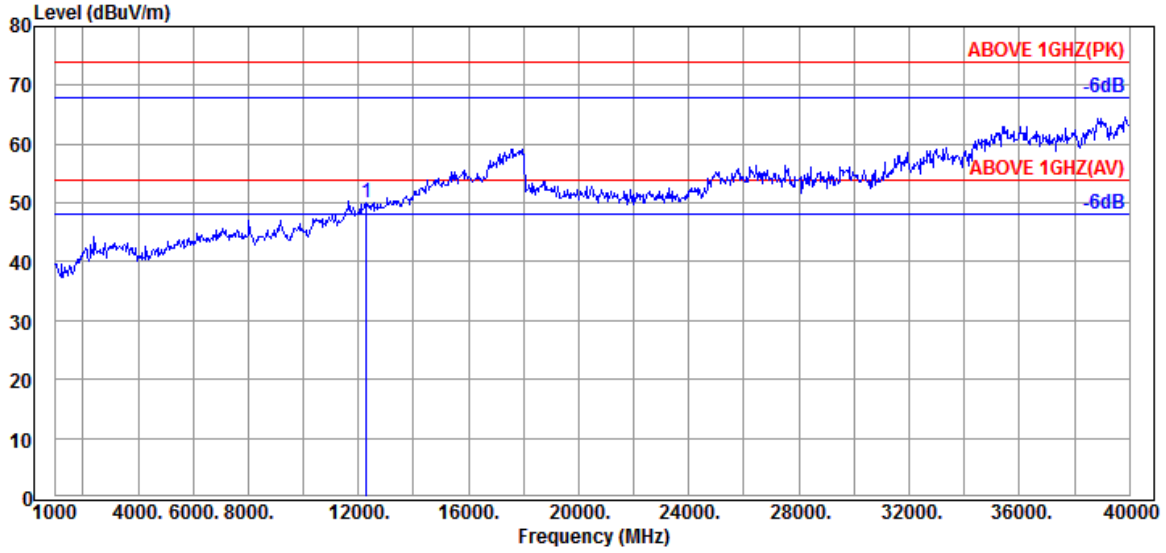

Antenna at Vertical Polarization

Emission Frequency (MHz)	Antenna Factor (dB/m)	Cable Loss (dB)	Preamp Gain (dB)	Read Level (dBμV)	Emission Level (dBμV/m)	Limits (dBμV/m)	Margin (dB)	Detector
12290.000	39.10	16.35	34.41	28.91	49.95	54.00	4.05	Peak

This test report may be reproduced in full only. The document may only be updated by Audix Technology Corp. personnel. Any changes will be noted in the Document History section of the report.

Audix Technology Corp.
No. 491, Zhongfu Rd., Linkou Dist.,
New Taipei City244, Taiwan
Tel: +886 2 26099301
Fax: +886 2 26099303

Mode	802.11ax-HE80	U-NII Band	6
Test SKU	SKU #1 (with INPAQ Antenna)	Frequency	TX 6465MHz

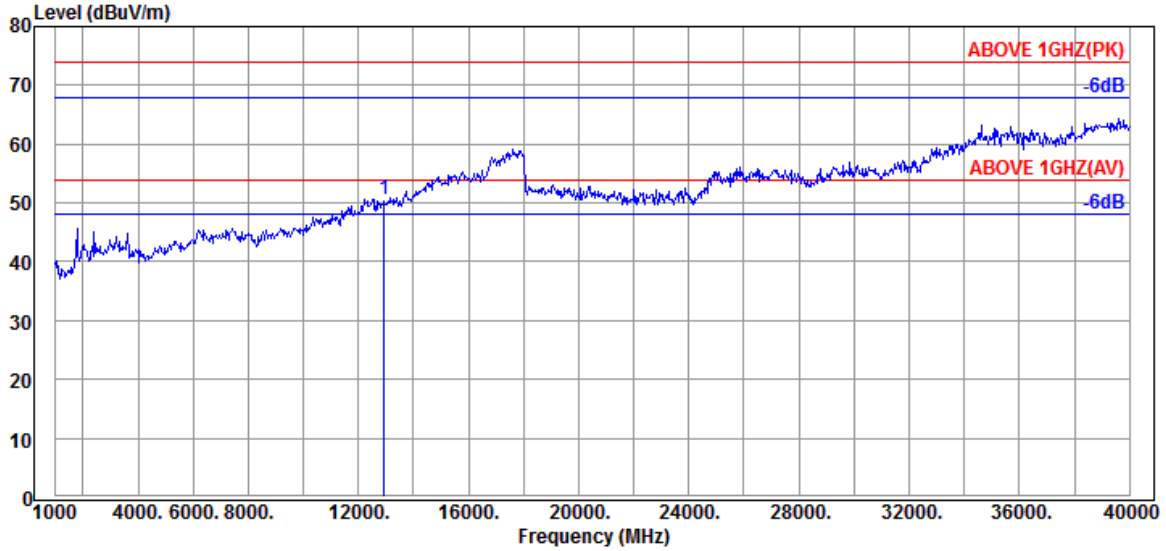

Antenna at Horizontal Polarization

Emission Frequency (MHz)	Antenna Factor (dB/m)	Cable Loss (dB)	Preamp Gain (dB)	Read Level (dBμV)	Emission Level (dBμV/m)	Limits (dBμV/m)	Margin (dB)	Detector
12930.000	39.10	16.60	33.54	28.44	50.60	54.00	3.40	Peak

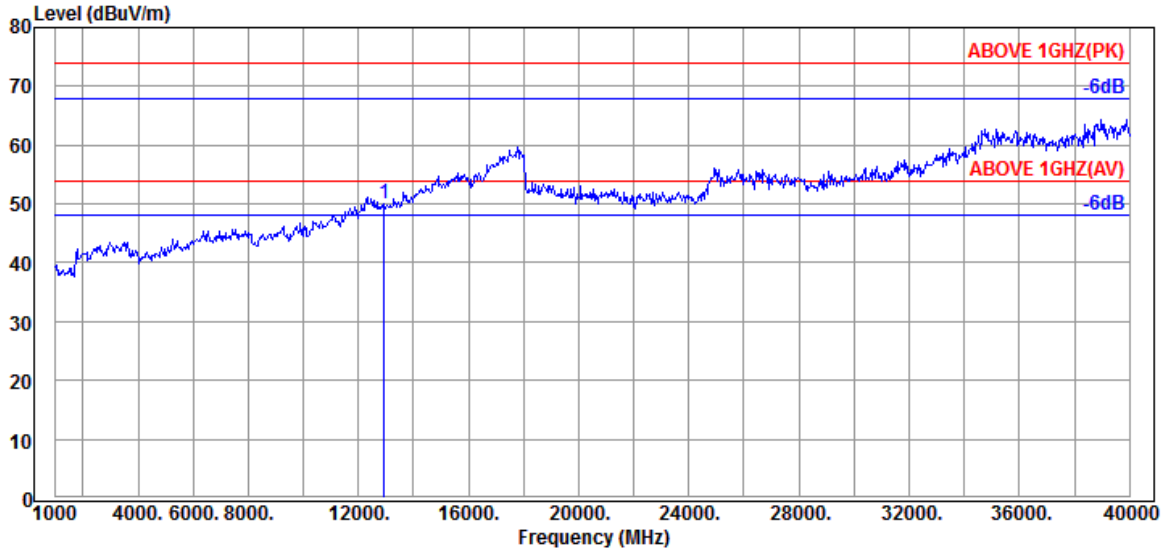

Antenna at Vertical Polarization

Emission Frequency (MHz)	Antenna Factor (dB/m)	Cable Loss (dB)	Preamp Gain (dB)	Read Level (dBμV)	Emission Level (dBμV/m)	Limits (dBμV/m)	Margin (dB)	Detector
12930.000	39.10	16.60	33.54	27.75	49.91	54.00	4.09	Peak

This test report may be reproduced in full only. The document may only be updated by Audix Technology Corp. personnel. Any changes will be noted in the Document History section of the report.

Audix Technology Corp.
No. 491, Zhongfu Rd., Linkou Dist.,
New Taipei City244, Taiwan

Tel: +886 2 26099301
Fax: +886 2 26099303

Mode	802.11ax-HE80	U-NII Band	7
Test SKU	SKU #1 (with INPAQ Antenna)	Frequency	TX 6785MHz

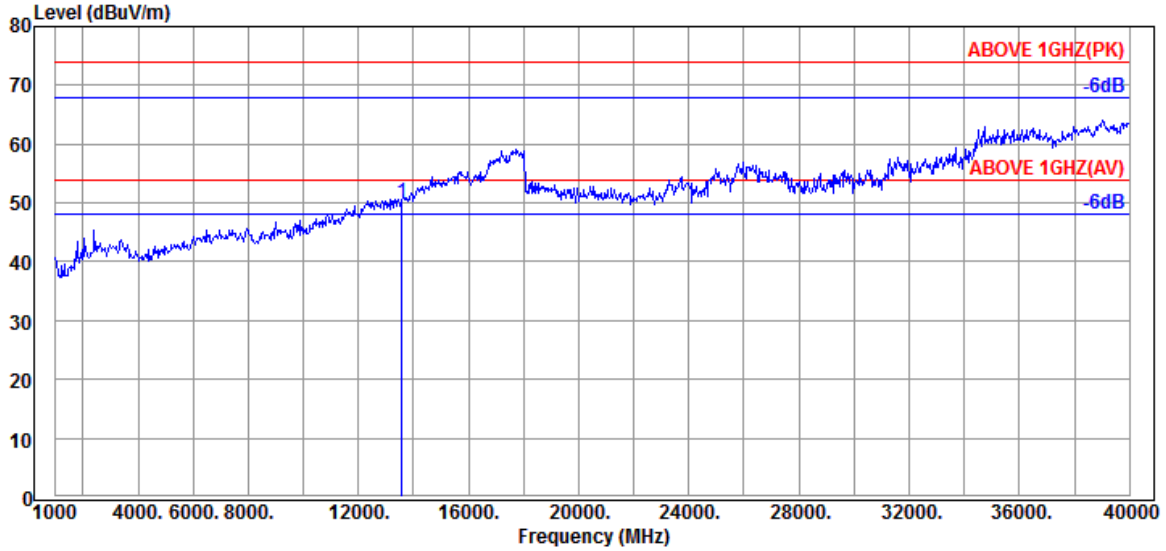

Antenna at Horizontal Polarization

Emission Frequency (MHz)	Antenna Factor (dB/m)	Cable Loss (dB)	Preamp Gain (dB)	Read Level (dBμV)	Emission Level (dBμV/m)	Limits (dBμV/m)	Margin (dB)	Detector
13570.000	38.80	16.79	32.96	27.33	49.96	54.00	4.04	Peak

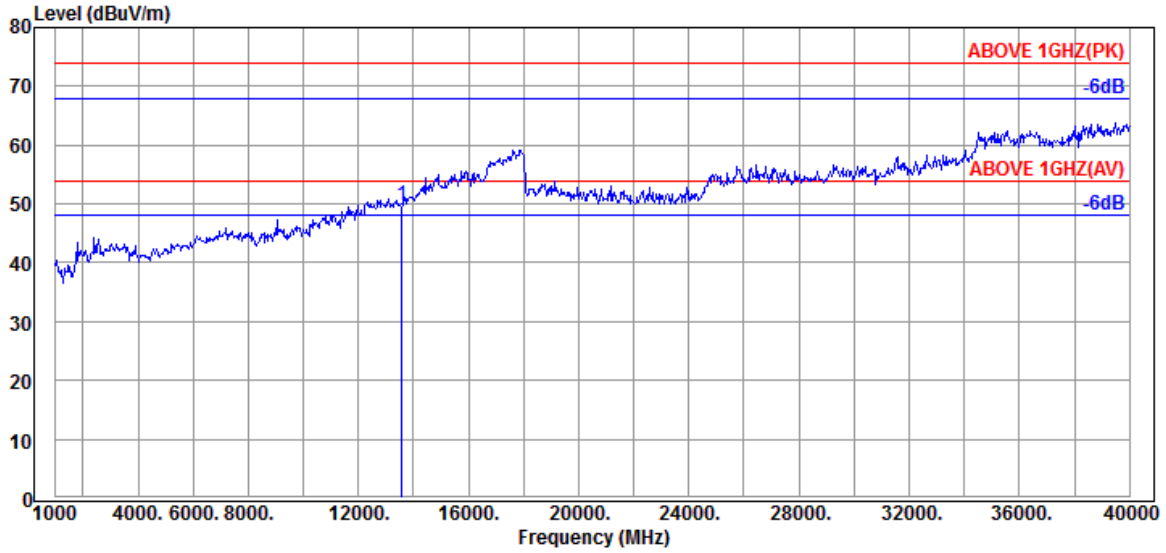

Antenna at Vertical Polarization

Emission Frequency (MHz)	Antenna Factor (dB/m)	Cable Loss (dB)	Preamp Gain (dB)	Read Level (dBμV)	Emission Level (dBμV/m)	Limits (dBμV/m)	Margin (dB)	Detector
13570.000	38.80	16.79	32.96	27.24	49.87	54.00	4.13	Peak

This test report may be reproduced in full only. The document may only be updated by Audix Technology Corp. personnel. Any changes will be noted in the Document History section of the report.

Audix Technology Corp.
No. 491, Zhongfu Rd., Linkou Dist.,
New Taipei City244, Taiwan
Tel: +886 2 26099301
Fax: +886 2 26099303

Mode	802.11ax-HE80	U-NII Band	8
Test SKU	SKU #2 (with LUXSHARE-ICT Antenna)	Frequency	TX 6945MHz

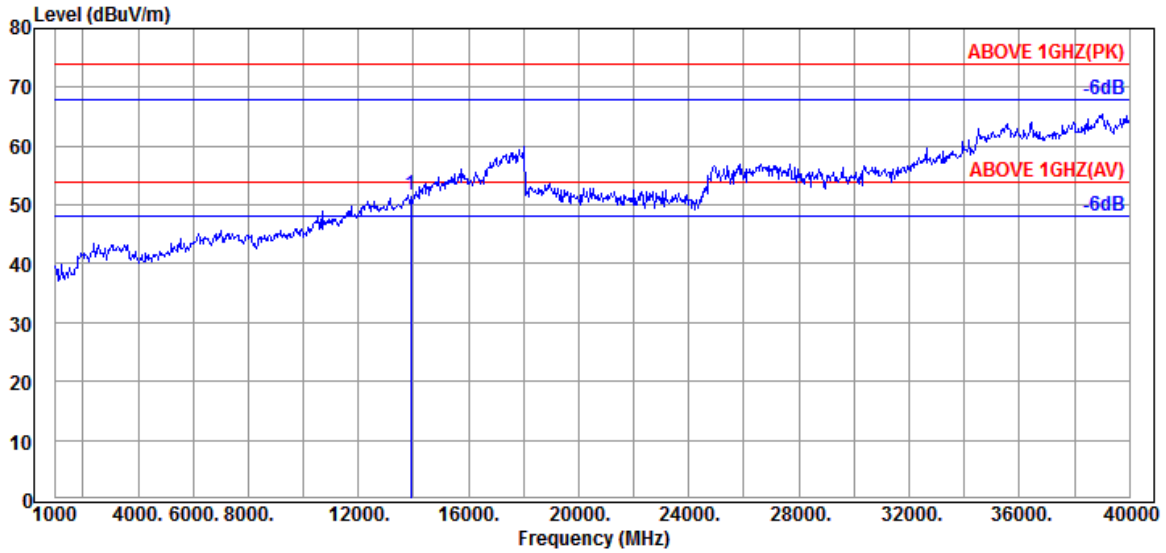

Antenna at Horizontal Polarization

Emission Frequency (MHz)	Antenna Factor (dB/m)	Cable Loss (dB)	Preamp Gain (dB)	Read Level (dBμV)	Emission Level (dBμV/m)	Limits (dBμV/m)	Margin (dB)	Detector
13890.000	38.70	16.85	32.98	29.22	51.79	54.00	2.21	Peak

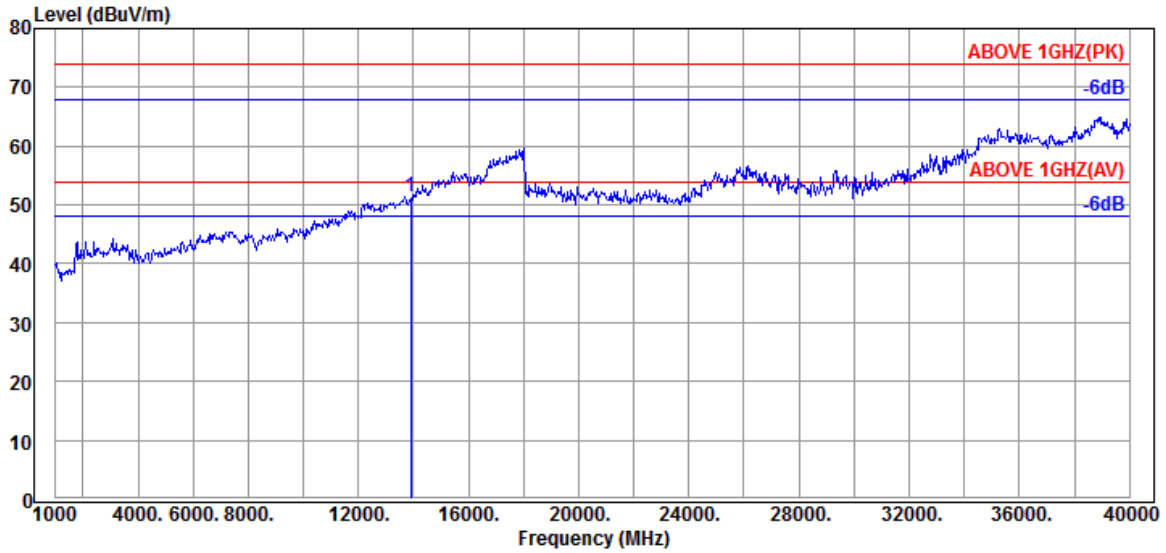

Antenna at Vertical Polarization

Emission Frequency (MHz)	Antenna Factor (dB/m)	Cable Loss (dB)	Preamp Gain (dB)	Read Level (dBμV)	Emission Level (dBμV/m)	Limits (dBμV/m)	Margin (dB)	Detector
13890.000	38.70	16.85	32.98	28.95	51.52	54.00	2.48	Peak

This test report may be reproduced in full only. The document may only be updated by Audix Technology Corp. personnel. Any changes will be noted in the Document History section of the report.

Audix Technology Corp.
No. 491, Zhongfu Rd., Linkou Dist.,
New Taipei City244, Taiwan
Tel: +886 2 26099301
Fax: +886 2 26099303

Mode	802.11ax-HE160	U-NII Band	5
Test SKU	SKU #2 (with LUXSHARE-ICT Antenna)	Frequency	TX 6185MHz

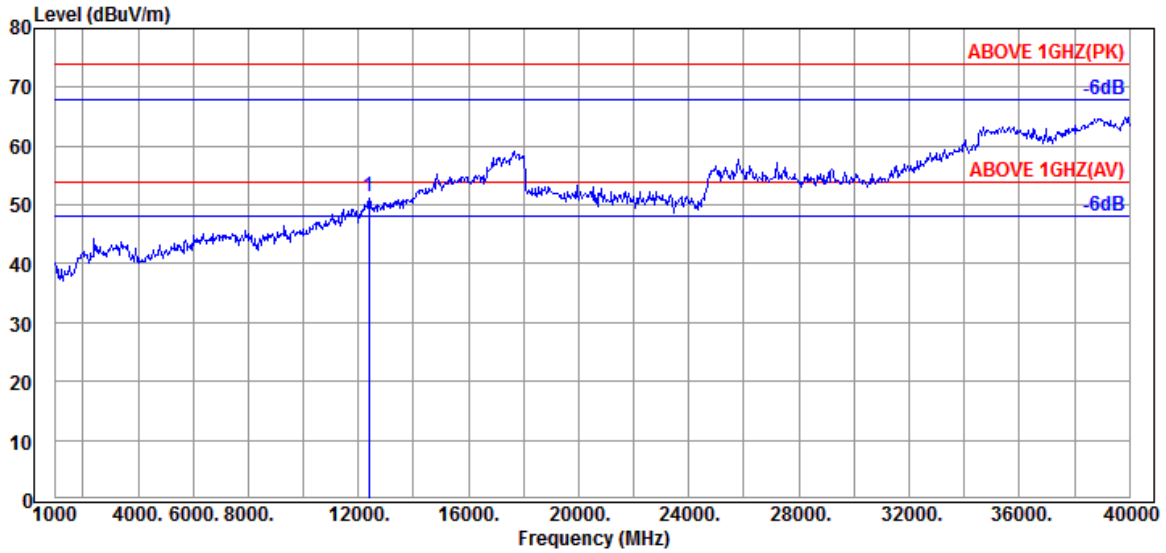

Antenna at Horizontal Polarization

Emission Frequency (MHz)	Antenna Factor (dB/m)	Cable Loss (dB)	Preamp Gain (dB)	Read Level (dBμV)	Emission Level (dBμV/m)	Limits (dBμV/m)	Margin (dB)	Detector
12370.000	38.97	16.38	34.35	30.32	51.32	54.00	2.68	Peak

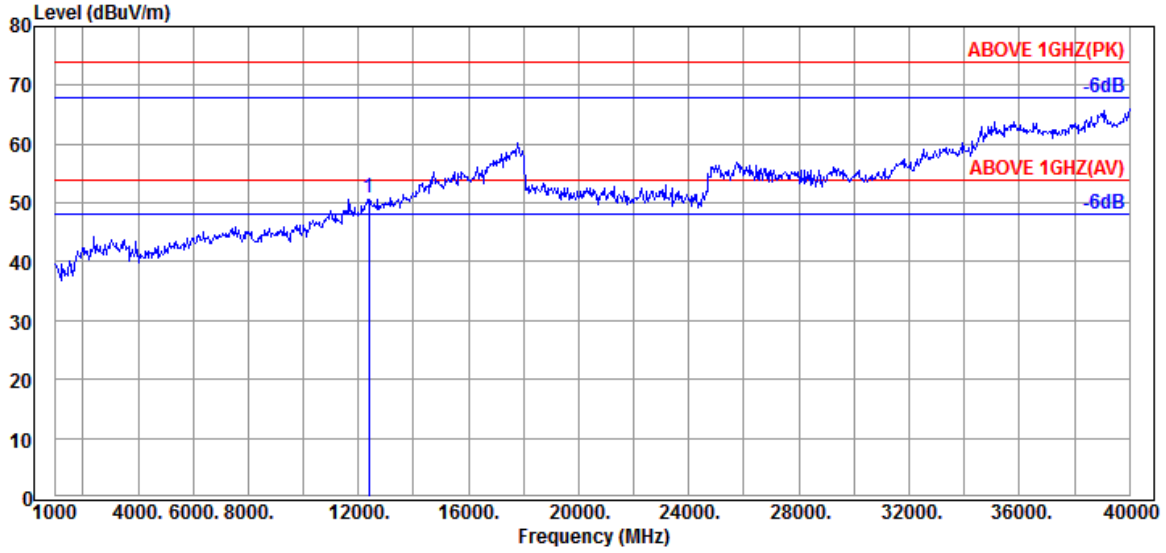

Antenna at Vertical Polarization

Emission Frequency (MHz)	Antenna Factor (dB/m)	Cable Loss (dB)	Preamp Gain (dB)	Read Level (dBμV)	Emission Level (dBμV/m)	Limits (dBμV/m)	Margin (dB)	Detector
12370.000	38.97	16.38	34.35	29.81	50.81	54.00	3.19	Peak

This test report may be reproduced in full only. The document may only be updated by Audix Technology Corp. personnel. Any changes will be noted in the Document History section of the report.

Audix Technology Corp.
No. 491, Zhongfu Rd., Linkou Dist.,
New Taipei City244, Taiwan

Tel: +886 2 26099301
Fax: +886 2 26099303

Mode	802.11ax-HE160	U-NII Band	6
Test SKU	SKU #1 (with INPAQ Antenna)	Frequency	TX 6505MHz

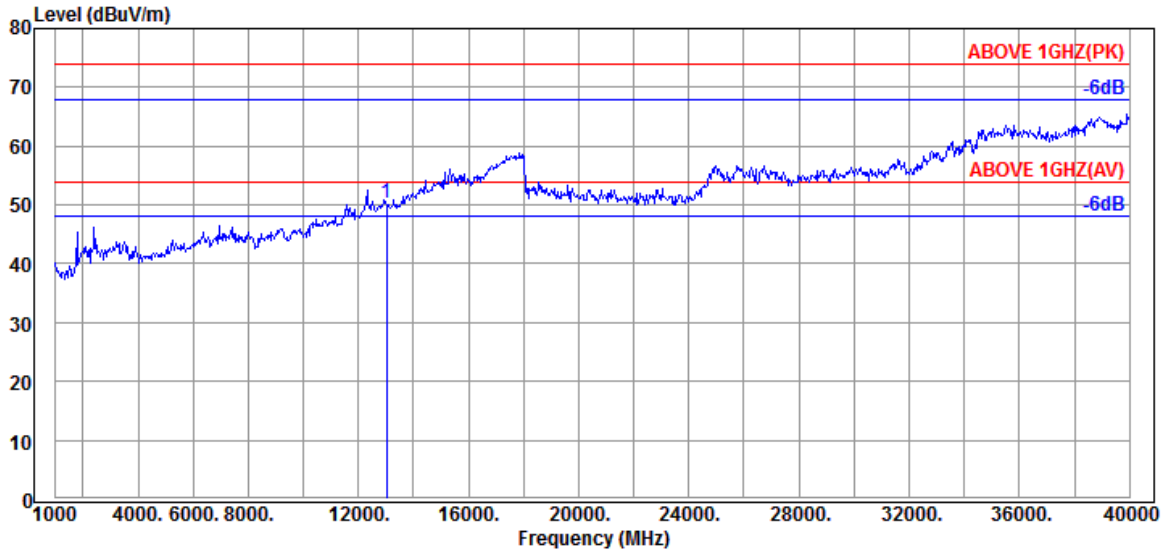

Antenna at Horizontal Polarization

Emission Frequency (MHz)	Antenna Factor (dB/m)	Cable Loss (dB)	Preamp Gain (dB)	Read Level (dBμV)	Emission Level (dBμV/m)	Limits (dBμV/m)	Margin (dB)	Detector
13010.000	39.10	16.63	33.42	28.01	50.32	54.00	3.68	Peak

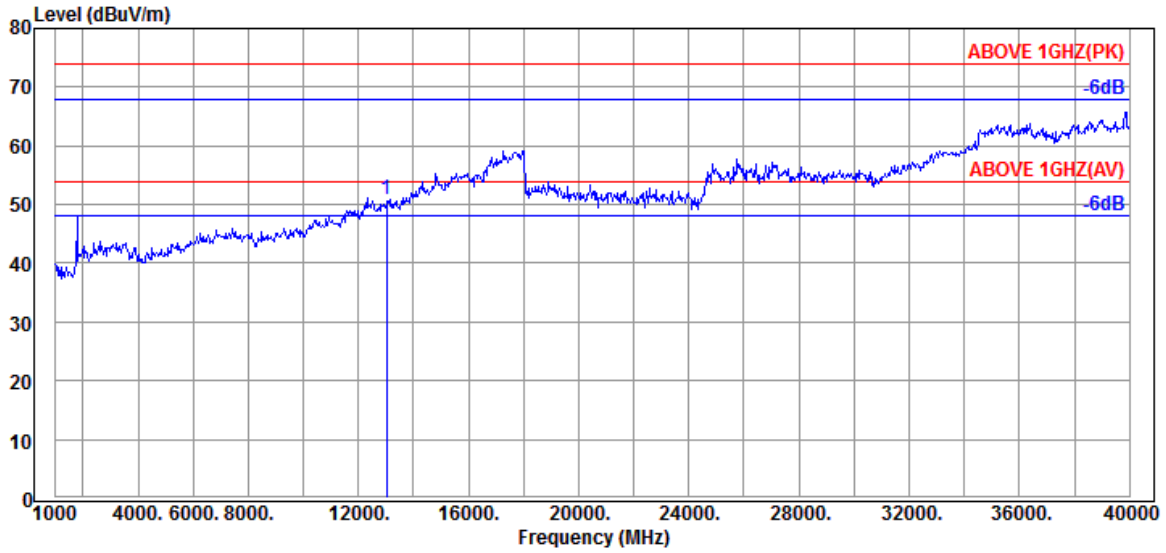

Antenna at Vertical Polarization

Emission Frequency (MHz)	Antenna Factor (dB/m)	Cable Loss (dB)	Preamp Gain (dB)	Read Level (dBμV)	Emission Level (dBμV/m)	Limits (dBμV/m)	Margin (dB)	Detector
13010.000	39.10	16.63	33.42	28.42	50.73	54.00	3.27	Peak

This test report may be reproduced in full only. The document may only be updated by Audix Technology Corp. personnel. Any changes will be noted in the Document History section of the report.

Audix Technology Corp.
No. 491, Zhongfu Rd., Linkou Dist.,
New Taipei City244, Taiwan
Tel: +886 2 26099301
Fax: +886 2 26099303

Mode	802.11ax-HE160	U-NII Band	7
Test SKU	SKU #1 (with INPAQ Antenna)	Frequency	TX 6825MHz

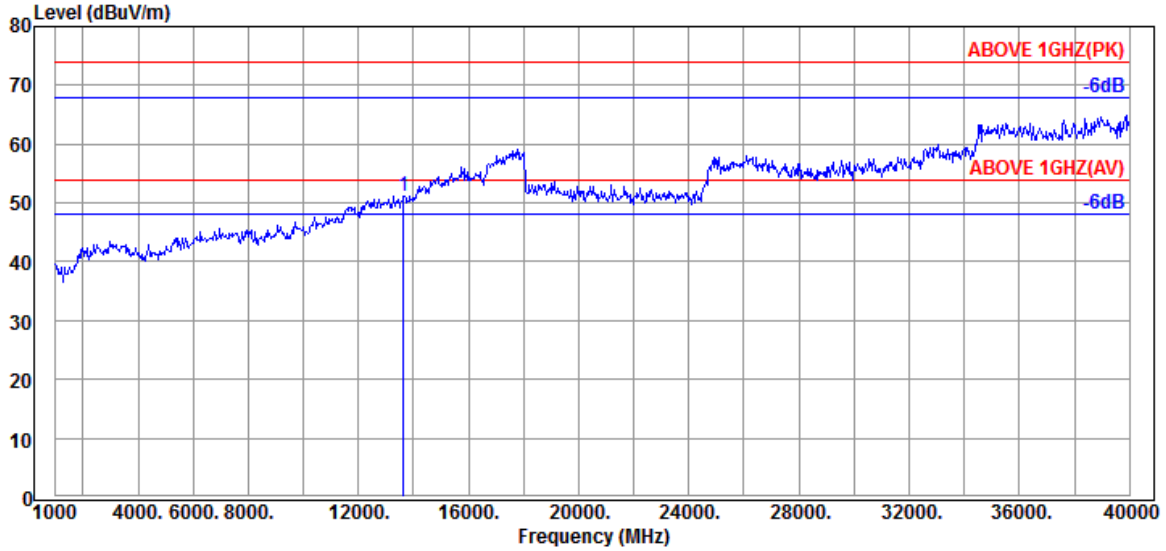

Antenna at Horizontal Polarization

Emission Frequency (MHz)	Antenna Factor (dB/m)	Cable Loss (dB)	Preamp Gain (dB)	Read Level (dBμV)	Emission Level (dBμV/m)	Limits (dBμV/m)	Margin (dB)	Detector
13650.000	38.77	16.81	32.97	28.51	51.12	54.00	2.88	Peak

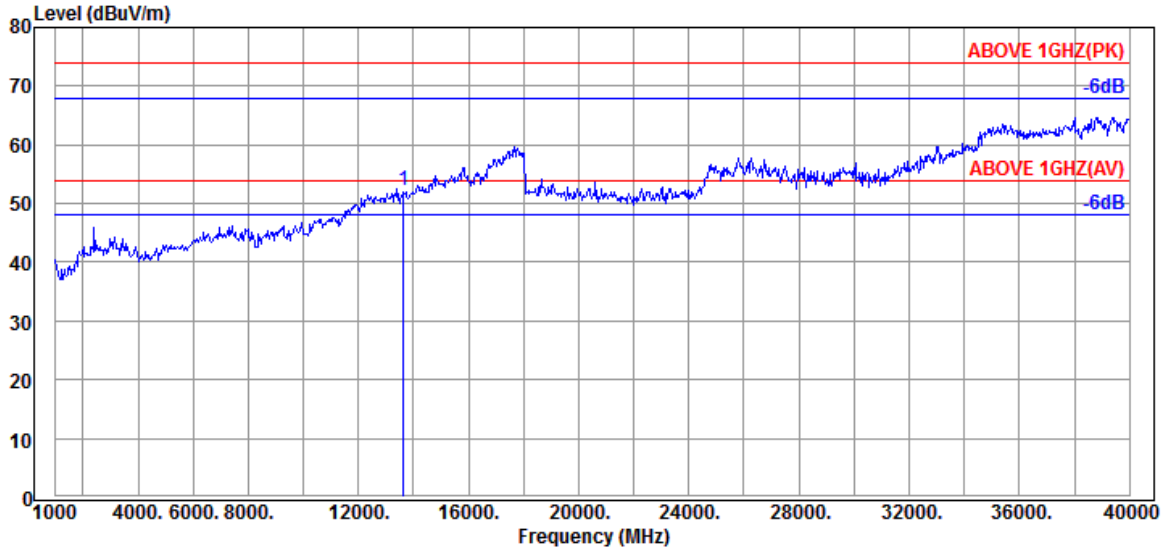

Antenna at Vertical Polarization

Emission Frequency (MHz)	Antenna Factor (dB/m)	Cable Loss (dB)	Preamp Gain (dB)	Read Level (dBμV)	Emission Level (dBμV/m)	Limits (dBμV/m)	Margin (dB)	Detector
13650.000	38.77	16.81	32.97	29.65	52.26	54.00	1.74	Peak

This test report may be reproduced in full only. The document may only be updated by Audix Technology Corp. personnel. Any changes will be noted in the Document History section of the report.

Audix Technology Corp.
No. 491, Zhongfu Rd., Linkou Dist.,
New Taipei City244, Taiwan
Tel: +886 2 26099301
Fax: +886 2 26099303

Mode	802.11ax-HE160	U-NII Band	8
Test SKU	SKU #2 (with LUXSHARE-ICT Antenna)	Frequency	TX 6985MHz

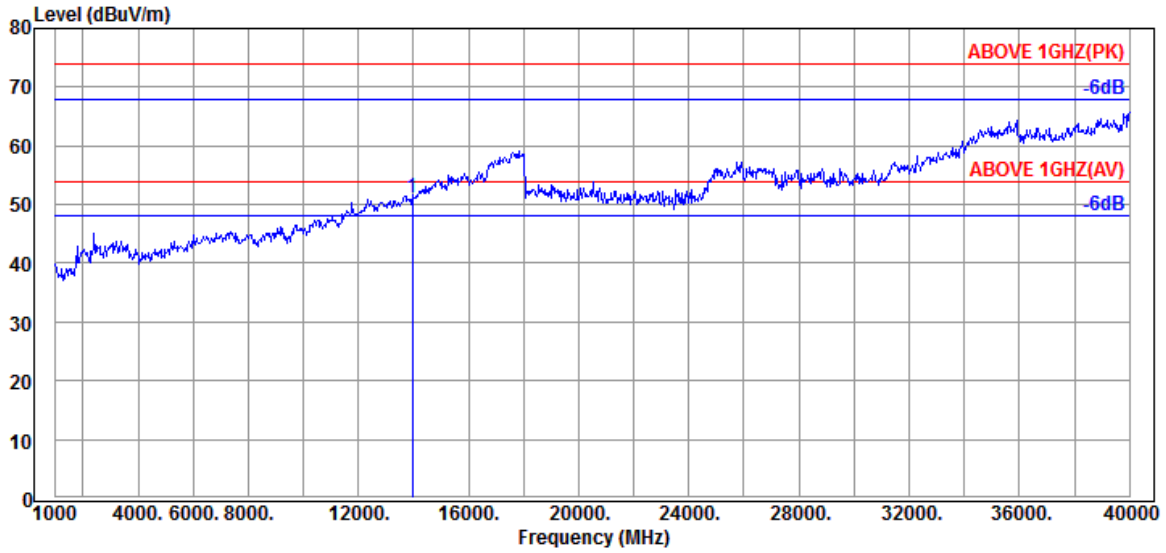

Antenna at Horizontal Polarization

Emission Frequency (MHz)	Antenna Factor (dB/m)	Cable Loss (dB)	Preamp Gain (dB)	Read Level (dBμV)	Emission Level (dBμV/m)	Limits (dBμV/m)	Margin (dB)	Detector
13970.000	38.75	16.88	32.99	28.41	51.05	54.00	2.95	Peak

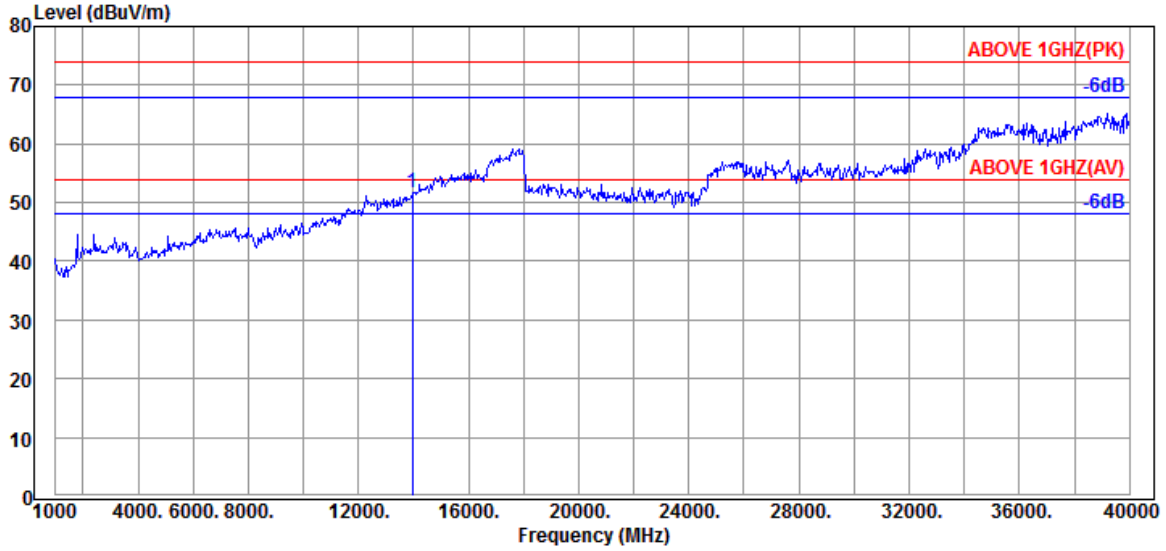

Antenna at Vertical Polarization

Emission Frequency (MHz)	Antenna Factor (dB/m)	Cable Loss (dB)	Preamp Gain (dB)	Read Level (dBμV)	Emission Level (dBμV/m)	Limits (dBμV/m)	Margin (dB)	Detector
13970.000	38.75	16.88	32.99	29.01	51.65	54.00	2.35	Peak

This test report may be reproduced in full only. The document may only be updated by Audix Technology Corp. personnel. Any changes will be noted in the Document History section of the report.

Audix Technology Corp.
No. 491, Zhongfu Rd., Linkou Dist.,
New Taipei City244, Taiwan
Tel: +886 2 26099301
Fax: +886 2 26099303

- OFDMA Modulation

Tones	26T	RU Index	4
Mode	802.11ax-HE20	U-NII Band	5
Test SKU	SKU #1 (with INPAQ Antenna)	Frequency	TX 5995MHz

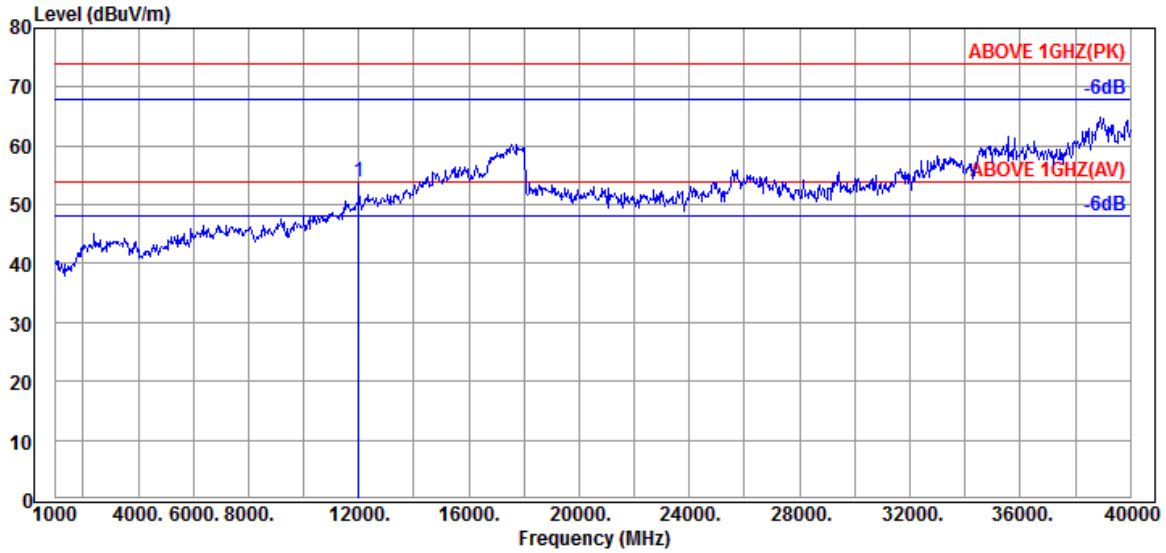

Antenna at Horizontal Polarization

Emission Frequency (MHz)	Antenna Factor (dB/m)	Cable Loss (dB)	Preamp Gain (dB)	Read Level (dBμV)	Emission Level (dBμV/m)	Limits (dBμV/m)	Margin (dB)	Detector
11990.000	38.77	15.01	34.69	34.86	53.95	54.00	0.05	Peak

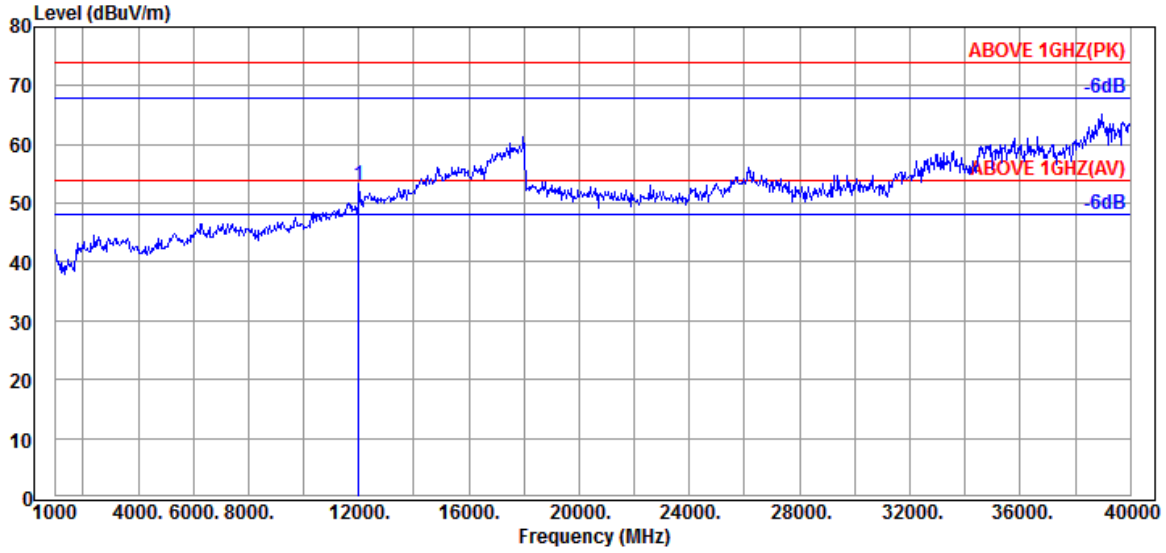

Antenna at Vertical Polarization

Emission Frequency (MHz)	Antenna Factor (dB/m)	Cable Loss (dB)	Preamp Gain (dB)	Read Level (dBμV)	Emission Level (dBμV/m)	Limits (dBμV/m)	Margin (dB)	Detector
11990.000	38.77	15.01	34.69	34.08	53.17	54.00	0.83	Peak

This test report may be reproduced in full only. The document may only be updated by Audix Technology Corp. personnel. Any changes will be noted in the Document History section of the report.

Audix Technology Corp.
No. 491, Zhongfu Rd., Linkou Dist.,
New Taipei City244, Taiwan

Tel: +886 2 26099301
Fax: +886 2 26099303

Tones	52T	RU Index	44
Mode	802.11ax-HE80	U-NII Band	5
Test SKU	SKU #1 (with INPAQ Antenna)	Frequency	TX 5985MHz

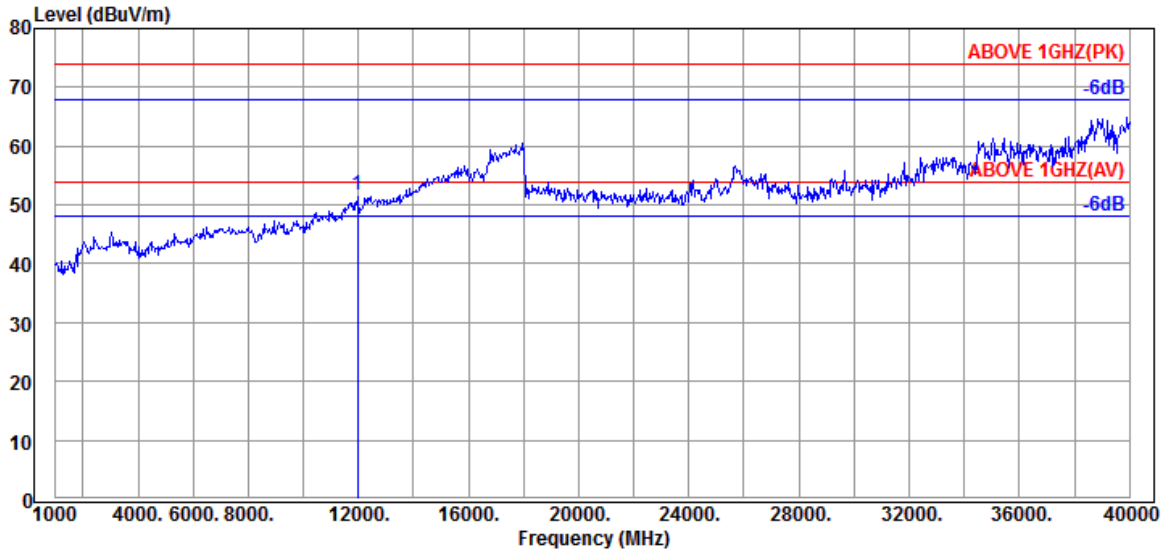

Antenna at Horizontal Polarization

Emission Frequency (MHz)	Antenna Factor (dB/m)	Cable Loss (dB)	Preamp Gain (dB)	Read Level (dBμV)	Emission Level (dBμV/m)	Limits (dBμV/m)	Margin (dB)	Detector
11970.000	38.77	14.99	34.68	32.70	51.78	54.00	2.22	Peak

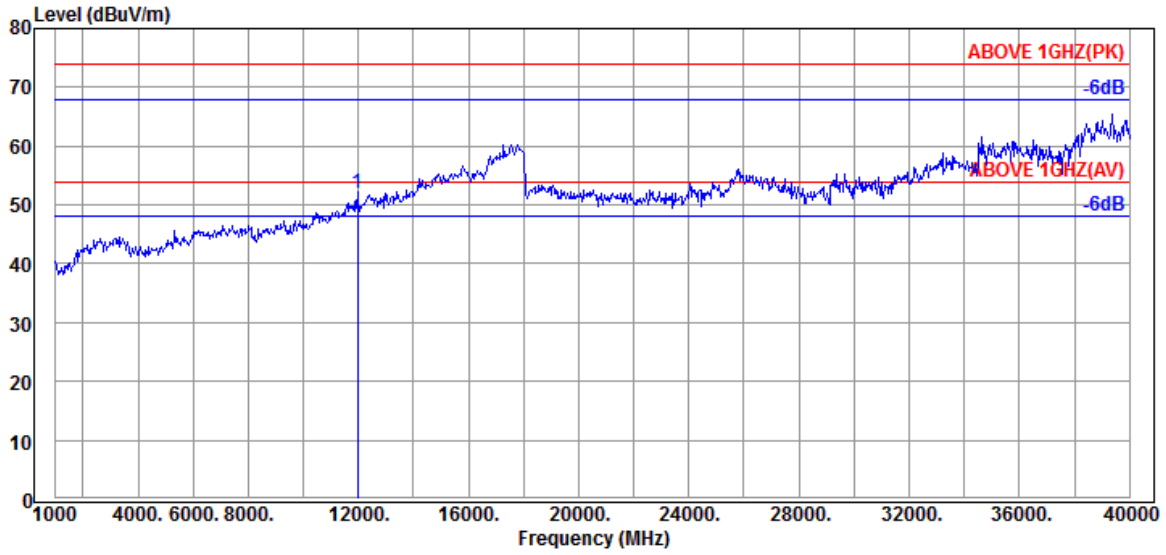

Antenna at Vertical Polarization

Emission Frequency (MHz)	Antenna Factor (dB/m)	Cable Loss (dB)	Preamp Gain (dB)	Read Level (dBμV)	Emission Level (dBμV/m)	Limits (dBμV/m)	Margin (dB)	Detector
11970.000	38.77	14.99	34.68	32.76	51.84	54.00	2.16	Peak

This test report may be reproduced in full only. The document may only be updated by Audix Technology Corp. personnel. Any changes will be noted in the Document History section of the report.

Audix Technology Corp.
No. 491, Zhongfu Rd., Linkou Dist.,
New Taipei City244, Taiwan

Tel: +886 2 26099301
Fax: +886 2 26099303

Tones	106T	RU Index	53
Mode	802.11ax-HE20	U-NII Band	5
Test SKU	SKU #1 (with INPAQ Antenna)	Frequency	TX 5955MHz

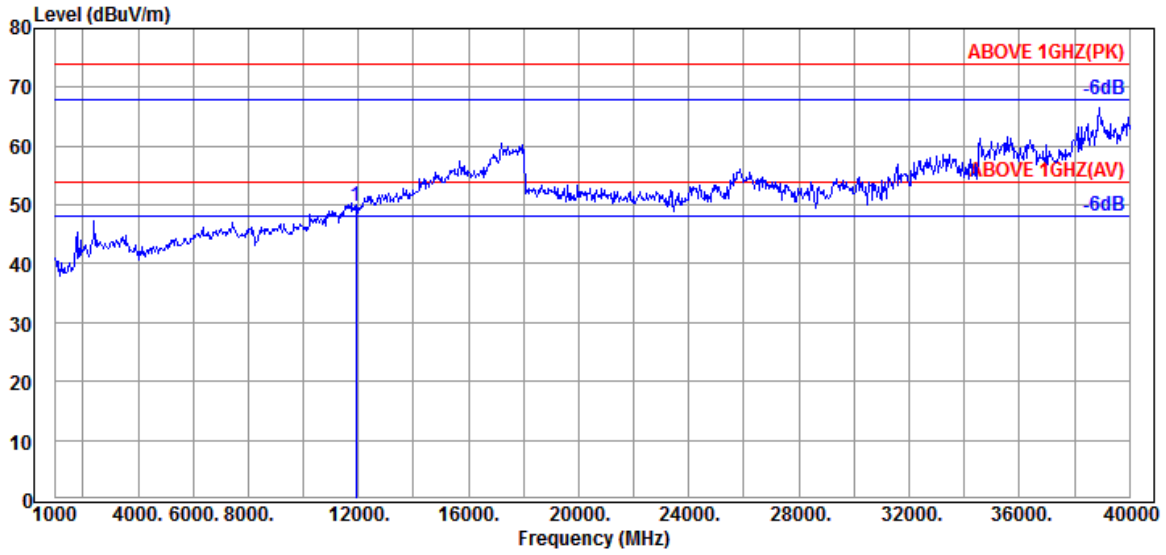

Antenna at Horizontal Polarization

Emission Frequency (MHz)	Antenna Factor (dB/m)	Cable Loss (dB)	Preamp Gain (dB)	Read Level (dBμV)	Emission Level (dBμV/m)	Limits (dBμV/m)	Margin (dB)	Detector
11910.000	38.70	14.91	34.67	30.70	49.64	54.00	4.36	Peak

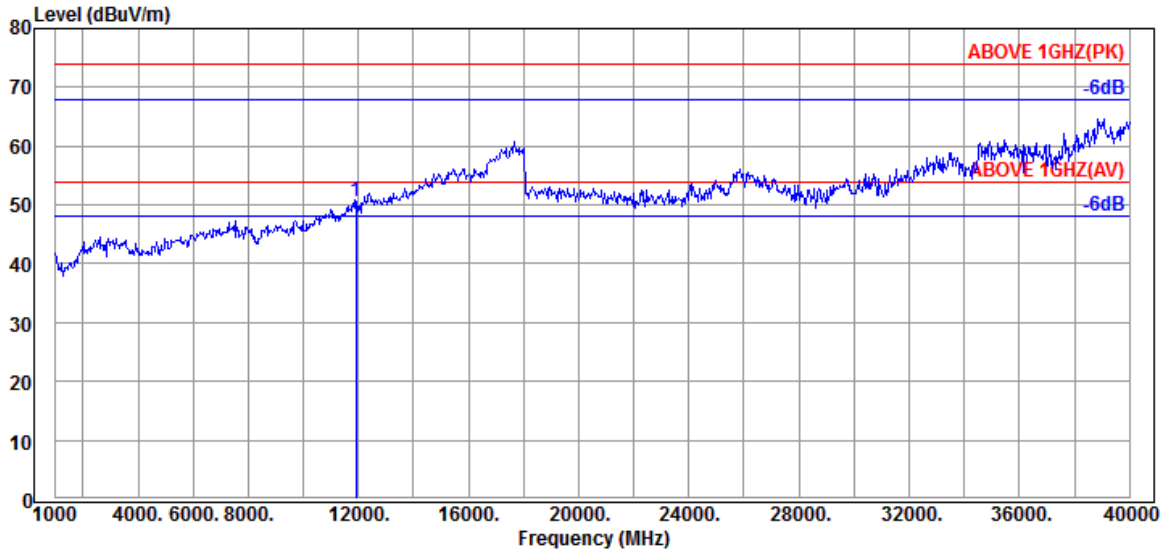

Antenna at Vertical Polarization

Emission Frequency (MHz)	Antenna Factor (dB/m)	Cable Loss (dB)	Preamp Gain (dB)	Read Level (dBμV)	Emission Level (dBμV/m)	Limits (dBμV/m)	Margin (dB)	Detector
11910.000	38.70	14.91	34.67	31.77	50.71	54.00	3.29	Peak

This test report may be reproduced in full only. The document may only be updated by Audix Technology Corp. personnel. Any changes will be noted in the Document History section of the report.

Audix Technology Corp.
No. 491, Zhongfu Rd., Linkou Dist.,
New Taipei City244, Taiwan
Tel: +886 2 26099301
Fax: +886 2 26099303

Tones	242T	RU Index	62
Mode	802.11ax-HE160	U-NII Band	5
Test SKU	SKU #1 (with INPAQ Antenna)	Frequency	TX 6185MHz

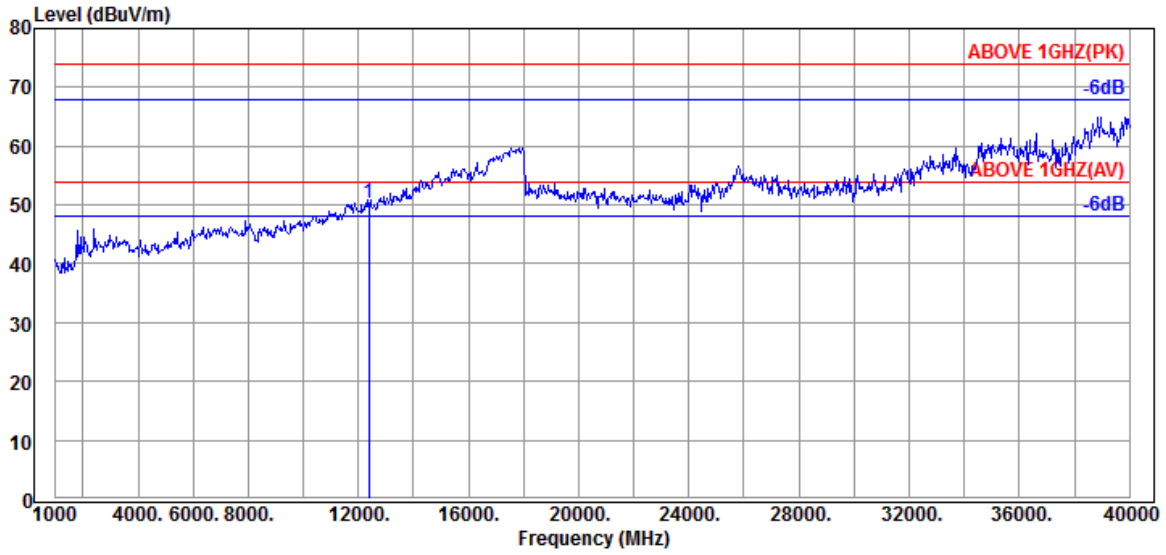

Antenna at Horizontal Polarization

Emission Frequency (MHz)	Antenna Factor (dB/m)	Cable Loss (dB)	Preamp Gain (dB)	Read Level (dBμV)	Emission Level (dBμV/m)	Limits (dBμV/m)	Margin (dB)	Detector
12370.000	38.97	15.35	34.35	30.23	50.20	54.00	3.80	Peak

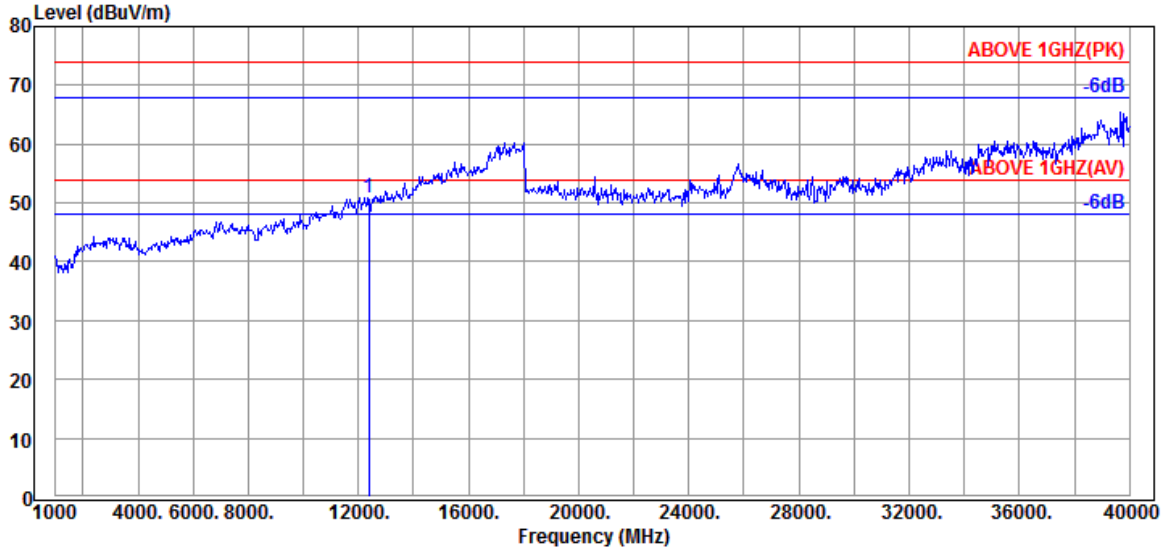

Antenna at Vertical Polarization

Emission Frequency (MHz)	Antenna Factor (dB/m)	Cable Loss (dB)	Preamp Gain (dB)	Read Level (dBμV)	Emission Level (dBμV/m)	Limits (dBμV/m)	Margin (dB)	Detector
12370.000	38.97	15.35	34.35	30.77	50.74	54.00	3.26	Peak

This test report may be reproduced in full only. The document may only be updated by Audix Technology Corp. personnel. Any changes will be noted in the Document History section of the report.

Audix Technology Corp.
No. 491, Zhongfu Rd., Linkou Dist.,
New Taipei City244, Taiwan

Tel: +886 2 26099301
Fax: +886 2 26099303

Tones	484T	RU Index	S66
Mode	802.11ax-HE160	U-NII Band	5
Test SKU	SKU #1 (with INPAQ Antenna)	Frequency	TX 6185MHz

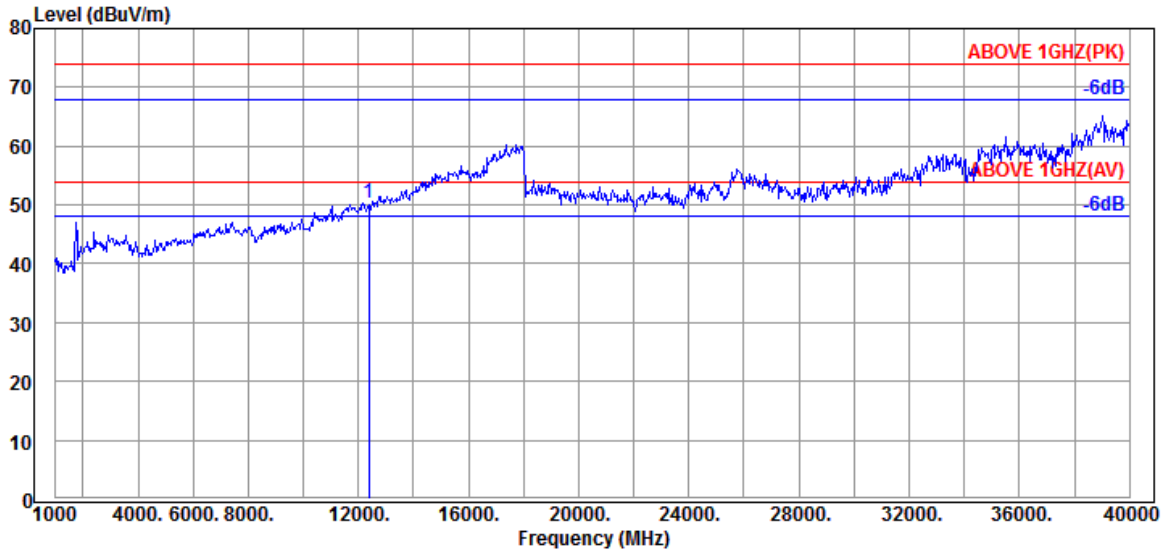

Antenna at Horizontal Polarization

Emission Frequency (MHz)	Antenna Factor (dB/m)	Cable Loss (dB)	Preamp Gain (dB)	Read Level (dBμV)	Emission Level (dBμV/m)	Limits (dBμV/m)	Margin (dB)	Detector
12370.000	38.97	15.35	34.35	30.27	50.24	54.00	3.76	Peak

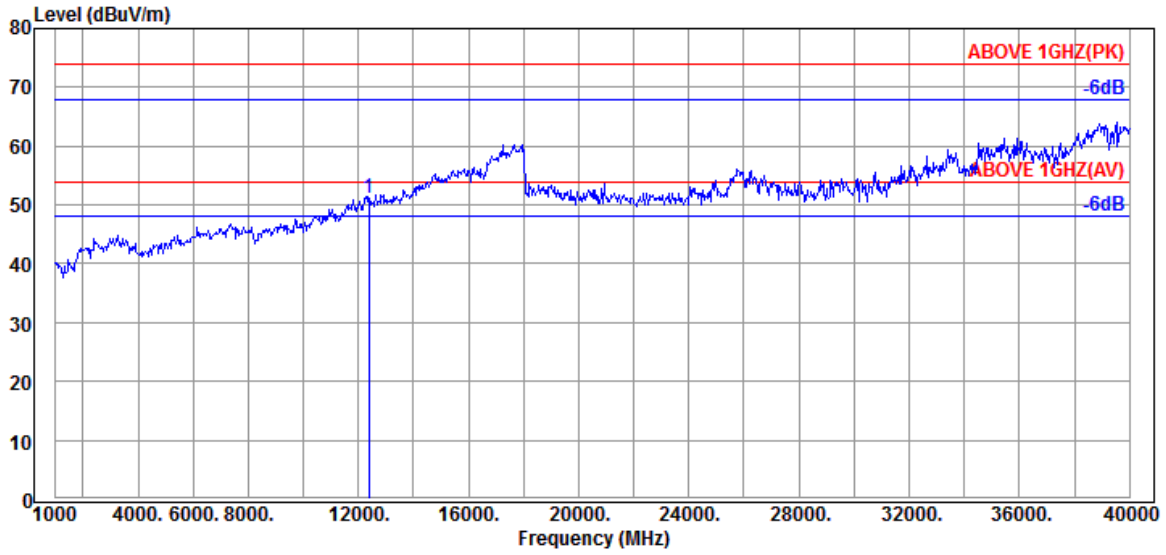

Antenna at Vertical Polarization

Emission Frequency (MHz)	Antenna Factor (dB/m)	Cable Loss (dB)	Preamp Gain (dB)	Read Level (dBμV)	Emission Level (dBμV/m)	Limits (dBμV/m)	Margin (dB)	Detector
12370.000	38.97	15.35	34.35	31.24	51.21	54.00	2.79	Peak

This test report may be reproduced in full only. The document may only be updated by Audix Technology Corp. personnel. Any changes will be noted in the Document History section of the report.

Audix Technology Corp.
No. 491, Zhongfu Rd., Linkou Dist.,
New Taipei City244, Taiwan

Tel: +886 2 26099301
Fax: +886 2 26099303

Tones	996T	RU Index	67
Mode	802.11ax-HE80	U-NII Band	5
Test SKU	SKU #1 (with INPAQ Antenna)	Frequency	TX 5985MHz

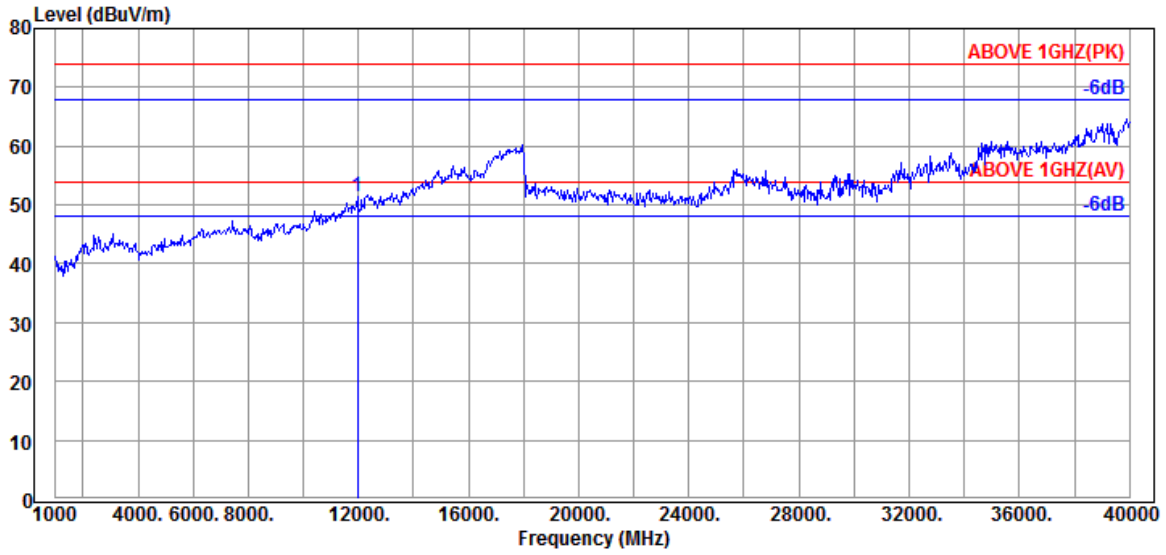

Antenna at Horizontal Polarization

Emission Frequency (MHz)	Antenna Factor (dB/m)	Cable Loss (dB)	Preamp Gain (dB)	Read Level (dBμV)	Emission Level (dBμV/m)	Limits (dBμV/m)	Margin (dB)	Detector
11970.000	38.77	14.99	34.68	32.37	51.45	54.00	2.55	Peak

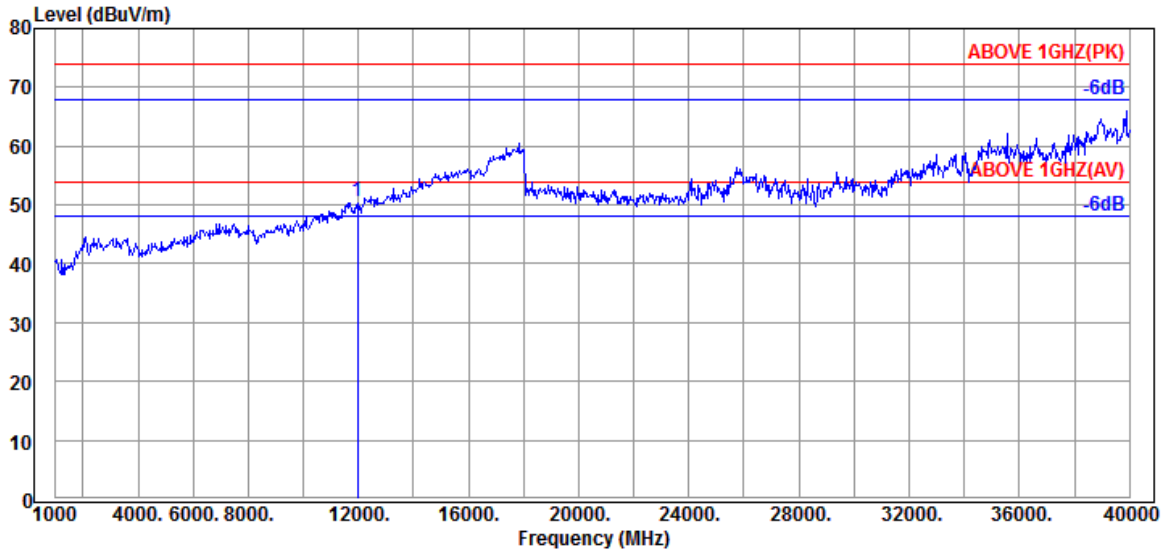

Antenna at Vertical Polarization

Emission Frequency (MHz)	Antenna Factor (dB/m)	Cable Loss (dB)	Preamp Gain (dB)	Read Level (dBμV)	Emission Level (dBμV/m)	Limits (dBμV/m)	Margin (dB)	Detector
11970.000	38.77	14.99	34.68	31.37	50.45	54.00	3.55	Peak

This test report may be reproduced in full only. The document may only be updated by Audix Technology Corp. personnel. Any changes will be noted in the Document History section of the report.

Audix Technology Corp.
No. 491, Zhongfu Rd., Linkou Dist.,
New Taipei City244, Taiwan
Tel: +886 2 26099301
Fax: +886 2 26099303

A.2.3 Emissions in Non-restricted Frequency Bands

Pursuant to KDB 789033 D02 General UNII Test Procedures New Rules v02r01 that emission levels below the 15.209 general radiated emissions limits is not required.

This test report may be reproduced in full only. The document may only be updated by Audix Technology Corp. personnel. Any changes will be noted in the Document History section of the report.