Audix Technology Corp.
No. 491, Zhongfu Rd., Linkou Dist.,
New Taipei City244, Taiwan
Tel: +886 2 26099301
Fax: +886 2 26099303

A.4 MAXIMUM PEAK OUTPUT POWER

Test Date	2021/12/27 ~ 29, 2022/01/28	Temp./Hum.	14~16°C/63~70%, 18°C/70%
Cable Loss	0.5dB	Tested By	Kuper Hsu
Test Voltage	AC 120V, 60Hz (via AC Adapter)		

A.4.1 Peak Output Power

- **SPOT CHECK Power**

Mode	Centre Frequency (MHz)	Peak Output Power (dBm)		Max. Peak Output Power	
		Chain 0	Chain 1	(dBm)	(W)
802.11b	2412	23.01	23.12	23.12	0.205
	2442	23.05	23.29	**23.29**	**0.213**
	2462	23.1	23.25	23.25	0.211
	2467	22.49	22.71	22.71	0.187
	2472	19.97	20.09	20.09	0.102

Mode	Centre Frequency (MHz)	Peak Output Power (dBm)		Max. Peak Output Power	
		Chain 0	Chain 1	(dBm)	(W)
802.11g	2412	21.49	21.82	21.82	0.152
	2417	23.11	23.28	23.28	0.213
	2442	23.65	23.74	**23.74**	**0.237**
	2457	22.68	23.3	23.30	0.214
	2462	21.19	21.56	21.56	0.143
	2467	19.34	19.04	19.34	0.086
	2472	15.77	15.81	15.81	0.038

Note: 1. The results have been included cable loss.

2. This device embedded with same radio transmitter with FCC ID: BEJNT-16Z90Q. We did spot check for output power and all output power values keep identical thus we reuse all results except to E.I.R.P. test items.

This test report may be reproduced in full only. The document may only be updated by Audix Technology Corp. personnel. Any changes will be noted in the Document History section of the report.

Audix Technology Corp.
No. 491, Zhongfu Rd., Linkou Dist.,
New Taipei City244, Taiwan
Tel: +886 2 26099301
Fax: +886 2 26099303

Mode	Centre Frequency (MHz)	Peak Output Power (dBm)		Total Peak Output Power	
		Chain 0	Chain 1	(dBm)	(W)
802.11n-HT20	2412	20.4	19.79	23.12	0.205
	2417	21.02	21.44	24.25	0.266
	2422	22.43	22.56	25.51	0.356
	2442	23.29	23.75	**26.54**	**0.451**
	2457	22.38	22.55	25.48	0.353
	2462	19.55	19.62	22.60	0.182
	2467	15.58	15.51	18.56	0.072
	2472	13.34	13.52	16.44	0.044

Mode	Centre Frequency (MHz)	Peak Output Power (dBm)		Total Peak Output Power	
		Chain 0	Chain 1	(dBm)	(W)
802.11n-HT40	2422	20.05	20.28	23.18	0.208
	2442	21.05	21.22	**24.15**	**0.260**
	2452	20.19	19.82	23.02	0.200
	2457	17.86	17.24	20.57	0.114
	2462	14.77	14.57	17.68	0.059

Mode	Centre Frequency (MHz)	Peak Output Power (dBm)		Total Peak Output Power	
		Chain 0	Chain 1	(dBm)	(W)
802.11ax-HE20	2412	20.32	20.2	23.27	0.212
	2417	21.27	21.51	24.40	0.275
	2422	22.32	22.45	25.40	0.347
	2442	23.23	23.93	**26.60**	**0.457**
	2457	22.82	23.55	26.21	0.418
	2462	19.7	19.59	22.66	0.185
	2467	15.89	15.77	18.84	0.077
	2472	14.02	13.75	16.90	0.049

Note: 1. The results have been included cable loss.

2. This device embedded with same radio transmitter with FCC ID: BEJNT-16Z90Q. We did spot check for output power and all output power values keep identical thus we reuse all results except to E.I.R.P. test items.

This test report may be reproduced in full only. The document may only be updated by Audix Technology Corp. personnel. Any changes will be noted in the Document History section of the report.

Audix Technology Corp.
No. 491, Zhongfu Rd., Linkou Dist.,
New Taipei City244, Taiwan
Tel: +886 2 26099301
Fax: +886 2 26099303

Mode	Centre Frequency (MHz)	Peak Output Power (dBm)		Total Peak Output Power	
		Chain 0	Chain 1	(dBm)	(W)
802.11ax-HE40	2422	20.37	20.24	23.32	0.215
	2442	21.11	21.31	**24.22**	**0.264**
	2452	20.21	19.88	23.06	0.202
	2457	17.54	17.36	20.46	0.111
	2462	13.83	13.47	16.66	0.046

Mode	RU Configuration	Centre Frequency (MHz)	Peak Output Power (dBm)		Total Peak Output Power	
			Chain 0	Chain 1	(dBm)	(W)
802.11ax-HE20	26/0	2412	23.51	22.42	26.01	0.399
	52/37		23.51	22.93	**26.24**	**0.421**
	106/53		23.47	22.85	26.18	0.415
	26/8	2472	18.96	18.54	21.77	0.150
	52/40		19.56	19.22	22.40	0.174
	106/54		19.53	19.18	22.37	0.173

Mode	RU Configuration	Centre Frequency (MHz)	Peak Output Power (dBm)		Total Peak Output Power	
			Chain 0	Chain 1	(dBm)	(W)
802.11ax-HE40	242/61	2422	21.31	20.34	**23.86**	**0.243**
	242/62	2467	20.87	20.49	23.69	0.234

Note: 1. The results have been included cable loss.

2. This device embedded with same radio transmitter with FCC ID: BEJNT-16Z90Q. We did spot check for output power and all output power values keep identical thus we reuse all results except to E.I.R.P. test items.

This test report may be reproduced in full only. The document may only be updated by Audix Technology Corp. personnel. Any changes will be noted in the Document History section of the report.

Audix Technology Corp.
No. 491, Zhongfu Rd., Linkou Dist.,
New Taipei City244, Taiwan

Tel: +886 2 26099301
Fax: +886 2 26099303

Mode	Centre Frequency (MHz)	Peak Output Power (dBm)		Max. Peak Output Power	
		Chain 0	Chain 1	(dBm)	(W)
BLE (1M)	2402	5.31	---	5.31	0.0034
	2440	5.49	---	5.49	0.0035
	2480	5.58	---	5.58	0.0036
BLE (2M)	2402	5.49	---	5.49	0.0034
	2440	5.61	---	5.61	0.0035
	2480	5.87	---	**5.87**	**0.0036**
BLE (PHY Coded S2)	2402	5.39	---	5.39	0.0034
	2440	5.19	---	5.19	0.0035
	2480	5.28	---	5.28	0.0036
BLE (PHY Coded S8)	2402	5.09	---	5.09	0.0034
	2440	5.33	---	5.33	0.0035
	2480	5.17	---	5.17	0.0036

Note: 1. The results have been included cable loss.
2. This device embedded with same radio transmitter with FCC ID: BEJNT-16Z90Q. We did spot check for output power and all output power values keep identical thus we reuse all results except to E.I.R.P. test items.

This test report may be reproduced in full only. The document may only be updated by Audix Technology Corp. personnel. Any changes will be noted in the Document History section of the report.

Audix Technology Corp.
No. 491, Zhongfu Rd., Linkou Dist.,
New Taipei City244, Taiwan
Tel: +886 2 26099301
Fax: +886 2 26099303

- **FCC ID: BEJNT-16Z90Q & IC: 2703H-16Z90Q Power**

Test SKU: SKU #1

Mode	Centre Frequency (MHz)	Peak Output Power (dBm)		Max. Peak Output Power		Antenna Gain (dBi)	Output Power (E.I.R.P.)		Limit
		Chain 0	Chain 1	(dBm)	(W)		(dBm)	(W)	
802.11b	2412	23.29	23.36	23.36	0.217	3.2	26.56	0.453	<30dBm (1W) (Maximum Peak Output Power) <36dBm (4W) (E.I.R.P)
	2442	23.26	23.38	23.38	0.218		26.58	0.455	
	2462	23.34	23.42	**23.42**	**0.220**		**26.62**	**0.459**	
	2467	22.72	22.54	22.72	0.187		25.92	0.391	
	2472	20.91	20.26	20.91	0.123		24.11	0.258	

Note: The results have been included cable loss.

Mode	Centre Frequency (MHz)	Peak Output Power (dBm)		Max. Peak Output Power		Antenna Gain (dBi)	Output Power (E.I.R.P.)		Limit
		Chain 0	Chain 1	(dBm)	(W)		(dBm)	(W)	
802.11g	2412	21.64	22.05	22.05	0.160	3.2	25.25	0.335	<30dBm (1W) (Maximum Peak Output Power) <36dBm (4W) (E.I.R.P)
	2417	23.27	23.51	23.51	0.224		26.71	0.469	
	2442	23.81	23.86	**23.86**	**0.243**		**27.06**	**0.508**	
	2457	23.17	23.44	23.44	0.221		26.64	0.461	
	2462	21.29	21.59	21.59	0.144		24.79	0.301	
	2467	19.11	19.37	19.37	0.086		22.57	0.181	
	2472	16.94	16.96	16.96	0.050		20.16	0.104	

Note: The results have been included cable loss.

This test report may be reproduced in full only. The document may only be updated by Audix Technology Corp. personnel. Any changes will be noted in the Document History section of the report.

Audix Technology Corp.
No. 491, Zhongfu Rd., Linkou Dist.,
New Taipei City244, Taiwan
Tel: +886 2 26099301
Fax: +886 2 26099303

Mode	Centre Frequency (MHz)	Peak Output Power (dBm)		Total Peak Output Power		Antenna Gain (dBi)	Output Power (E.I.R.P.)		Limit
		Chain 0	Chain 1	(dBm)	(W)		(dBm)	(W)	
802.11n-HT20	2412	20.14	20.19	23.18	0.208	3.2	26.38	0.435	<30dBm (1W) (Maximum Peak Output Power) <36dBm (4W) (E.I.R.P)
	2417	21.57	21.67	24.63	0.290		27.83	0.607	
	2422	22.61	22.67	25.65	0.367		28.85	0.767	
	2442	23.72	23.82	**26.78**	**0.476**		**29.98**	**0.995**	
	2457	22.78	23.09	25.95	0.394		29.15	0.822	
	2462	19.45	19.57	22.52	0.179		25.72	0.373	
	2467	15.84	15.81	18.84	0.077		22.04	0.160	
	2472	13.46	13.55	16.52	0.045		19.72	0.094	

Note: The results have been included cable loss.

Mode	Centre Frequency (MHz)	Peak Output Power (dBm)		Total Peak Output Power		Antenna Gain (dBi)	Output Power (E.I.R.P.)		Limit
		Chain 0	Chain 1	(dBm)	(W)		(dBm)	(W)	
802.11n-HT40	2422	20.68	20.52	23.61	0.230	3.2	26.81	0.480	<30dBm (1W) (Maximum Peak Output Power) <36dBm (4W) (E.I.R.P)
	2442	21.39	21.33	**24.37**	**0.274**		**27.57**	**0.571**	
	2452	20.54	20.48	23.52	0.225		26.72	0.470	
	2457	17.16	17.25	20.22	0.105		23.42	0.220	
	2462	14.65	14.72	17.70	0.059		20.90	0.123	

Note: The results have been included cable loss.

Mode	Centre Frequency (MHz)	Peak Output Power (dBm)		Total Peak Output Power		Antenna Gain (dBi)	Output Power (E.I.R.P.)		Limit
		Chain 0	Chain 1	(dBm)	(W)		(dBm)	(W)	
802.11ax-HE20	2412	20.43	20.24	23.35	0.216	3.2	26.55	0.452	<30dBm (1W) (Maximum Peak Output Power) <36dBm (4W) (E.I.R.P)
	2417	21.84	21.69	24.78	0.301		27.98	0.628	
	2422	23.08	22.82	25.96	0.394		29.16	0.824	
	2442	23.96	24.01	**27.00**	**0.501**		**30.20**	**1.047**	
	2457	22.64	22.52	25.59	0.362		28.79	0.757	
	2462	19.66	19.81	22.75	0.188		25.95	0.394	
	2467	15.59	15.79	18.70	0.074		21.90	0.155	
	2472	13.55	13.83	16.70	0.047		19.90	0.098	

Note: The results have been included cable loss.

This test report may be reproduced in full only. The document may only be updated by Audix Technology Corp. personnel. Any changes will be noted in the Document History section of the report.

Audix Technology Corp.
No. 491, Zhongfu Rd., Linkou Dist.,
New Taipei City244, Taiwan
Tel: +886 2 26099301
Fax: +886 2 26099303

Mode	Centre Frequency (MHz)	Peak Output Power (dBm)		Total Peak Output Power		Antenna Gain (dBi)	Output Power (E.I.R.P.)		Limit
		Chain 0	Chain 1	(dBm)	(W)		(dBm)	(W)	
802.11ax-HE40	2422	20.67	20.74	23.72	0.236	3.2	26.92	0.492	<30dBm (1W) (Maximum Peak Output Power) <36dBm (4W) (E.I.R.P)
	2442	21.34	21.46	**24.41**	**0.276**		**27.61**	**0.577**	
	2452	20.35	20.46	23.42	0.220		26.62	0.459	
	2457	16.92	17.05	20.00	0.100		23.20	0.209	
	2462	13.18	13.33	16.27	0.042		19.47	0.089	

Note: The results have been included cable loss.

Mode	RU Configuration	Centre Frequency (MHz)	Peak Output Power (dBm)		Total Peak Output Power		Antenna Gain (dBi)	Output Power (E.I.R.P.)		Limit
			Chain 0	Chain 1	(dBm)	(W)		(dBm)	(W)	
802.11ax-HE20	26/0	2412	22.79	22.91	25.86	0.385	3.2	29.06	0.805	<30dBm (1W) (Maximum Peak Output Power) <36dBm (4W) (E.I.R.P)
	52/37		22.85	22.93	25.90	0.389		29.10	0.813	
	106/53		23.01	23.15	**26.09**	**0.406**		**29.29**	**0.849**	
	26/8	2472	18.68	18.72	21.71	0.148		24.91	0.310	
	52/40		19.21	19.18	22.21	0.166		25.41	0.348	
	106/54		19.25	19.19	**22.23**	**0.167**		**25.43**	**0.349**	

Note: The results have been included cable loss.

Mode	RU Configuration	Centre Frequency (MHz)	Peak Output Power (dBm)		Total Peak Output Power		Antenna Gain (dBi)	Output Power (E.I.R.P.)		Limit
			Chain 0	Chain 1	(dBm)	(W)		(dBm)	(W)	
802.11ax-HE40	242/61	2422	20.61	20.57	**23.60**	**0.229**	3.2	**26.80**	**0.479**	<30dBm (1W) (Maximum Peak Output Power) <36dBm (4W) (E.I.R.P)
	242/62	2467	20.08	20.02	**23.06**	**0.202**		**26.26**	**0.423**	

Note: The results have been included cable loss.

This test report may be reproduced in full only. The document may only be updated by Audix Technology Corp. personnel. Any changes will be noted in the Document History section of the report.

Audix Technology Corp.
No. 491, Zhongfu Rd., Linkou Dist.,
New Taipei City244, Taiwan
Tel: +886 2 26099301
Fax: +886 2 26099303

Mode	Centre Frequency (MHz)	Peak Output Power (dBm)		Max. Peak Output Power		Antenna Gain (dBi)	Output Power (E.I.R.P.)		Limit
		Chain 0	Chain 1	(dBm)	(W)		(dBm)	(W)	
BLE (1M)	2402	5.47	---	5.47	0.0035	3.2	8.67	0.0074	<30dBm (1W) (Maximum Peak Output Power) <36dBm (4W) (E.I.R.P)
	2440	5.60	---	5.60	0.0036		8.80	0.0076	
	2480	5.62	---	**5.62**	**0.0036**		**8.82**	0.0076	
BLE (2M)	2402	5.52	---	5.52	0.0036		8.72	0.0074	
	2440	5.56	---	5.56	0.0036		8.76	0.0075	
	2480	5.64	---	**5.64**	**0.0037**		**8.84**	**0.0077**	
BLE (PHY Coded S2)	2402	5.38	---	5.38	0.0035		8.58	0.0072	
	2440	5.52	---	5.52	0.0036		8.72	0.0074	
	2480	5.60	---	**5.60**	**0.0036**		**8.80**	**0.0076**	
BLE (PHY Coded S8)	2402	5.39	---	5.39	0.0035		8.59	0.0072	
	2440	5.53	---	5.53	0.0036		8.73	0.0075	
	2480	5.60	---	**5.60**	**0.0036**		**8.80**	**0.0076**	

Note: The results have been included cable loss.

This test report may be reproduced in full only. The document may only be updated by Audix Technology Corp. personnel. Any changes will be noted in the Document History section of the report.

Audix Technology Corp.
No. 491, Zhongfu Rd., Linkou Dist.,
New Taipei City244, Taiwan
Tel: +886 2 26099301
Fax: +886 2 26099303

Test SKU: SKU #2

Mode	Centre Frequency (MHz)	Peak Output Power (dBm)		Max. Peak Output Power		Antenna Gain (dBi)	Output Power (E.I.R.P.)		Limit
		Chain 0	Chain 1	(dBm)	(W)		(dBm)	(W)	
802.11b	2412	23.29	23.36	23.36	0.217	6.3	29.66	0.925	<30dBm (1W) (Maximum Peak Output Power) <36dBm (4W) (E.I.R.P)
	2442	23.26	23.38	23.38	0.218		29.68	0.929	
	2462	23.34	23.42	**23.42**	**0.220**		**29.72**	**0.938**	
	2467	22.72	22.54	22.72	0.187		29.02	0.798	
	2472	20.91	20.26	20.91	0.123		27.21	0.526	

Note: The results have been included cable loss.

Mode	Centre Frequency (MHz)	Peak Output Power (dBm)		Max. Peak Output Power		Antenna Gain (dBi)	Output Power (E.I.R.P.)		Limit
		Chain 0	Chain 1	(dBm)	(W)		(dBm)	(W)	
802.11g	2412	21.64	22.05	22.05	0.160	6.3	28.35	0.684	<30dBm (1W) (Maximum Peak Output Power) <36dBm (4W) (E.I.R.P)
	2417	23.27	23.51	23.51	0.224		29.81	0.957	
	2442	23.81	23.86	**23.86**	**0.243**		**30.16**	**1.038**	
	2457	23.17	23.44	23.44	0.221		29.74	0.942	
	2462	21.29	21.59	21.59	0.144		27.89	0.615	
	2467	19.11	19.37	19.37	0.086		25.67	0.369	
	2472	16.94	16.96	16.96	0.050		23.26	0.212	

Note: The results have been included cable loss.

This test report may be reproduced in full only. The document may only be updated by Audix Technology Corp. personnel. Any changes will be noted in the Document History section of the report.

Audix Technology Corp.
No. 491, Zhongfu Rd., Linkou Dist.,
New Taipei City244, Taiwan
Tel: +886 2 26099301
Fax: +886 2 26099303

Mode	Centre Frequency (MHz)	Peak Output Power (dBm)		Total Peak Output Power		Antenna Gain (dBi)	Output Power (E.I.R.P.)		Limit
		Chain 0	Chain 1	(dBm)	(W)		(dBm)	(W)	
802.11n-HT20	2412	20.14	20.19	23.18	0.208	6.3	29.48	0.887	<30dBm (1W) (Maximum Peak Output Power) <36dBm (4W) (E.I.R.P)
	2417	21.57	21.67	24.63	0.290		30.93	1.239	
	2422	22.61	22.67	25.65	0.367		31.95	1.567	
	2442	23.72	23.82	**26.78**	**0.476**		**33.08**	**2.032**	
	2457	22.78	23.09	25.95	0.394		32.25	1.679	
	2462	19.45	19.57	22.52	0.179		28.82	0.762	
	2467	15.84	15.81	18.84	0.077		25.14	0.327	
	2472	13.46	13.55	16.52	0.045		22.82	0.191	

Note: The results have been included cable loss.

Mode	Centre Frequency (MHz)	Peak Output Power (dBm)		Total Peak Output Power		Antenna Gain (dBi)	Output Power (E.I.R.P.)		Limit
		Chain 0	Chain 1	(dBm)	(W)		(dBm)	(W)	
802.11n-HT40	2422	20.68	20.52	23.61	0.230	6.3	29.91	0.979	<30dBm (1W) (Maximum Peak Output Power) <36dBm (4W) (E.I.R.P)
	2442	21.39	21.33	**24.37**	**0.274**		**30.67**	**1.167**	
	2452	20.54	20.48	23.52	0.225		29.82	0.959	
	2457	17.16	17.25	20.22	0.105		26.52	0.449	
	2462	14.65	14.72	17.70	0.059		24.00	0.251	

Note: The results have been included cable loss.

Mode	Centre Frequency (MHz)	Peak Output Power (dBm)		Total Peak Output Power		Antenna Gain (dBi)	Output Power (E.I.R.P.)		Limit
		Chain 0	Chain 1	(dBm)	(W)		(dBm)	(W)	
802.11ax-HE20	2412	20.43	20.24	23.35	0.216	6.3	29.65	0.923	<30dBm (1W) (Maximum Peak Output Power) <36dBm (4W) (E.I.R.P)
	2417	21.84	21.69	24.78	0.301		31.08	1.282	
	2422	23.08	22.82	25.96	0.394		32.26	1.683	
	2442	23.96	24.01	**27.00**	**0.501**		**33.30**	**2.138**	
	2457	22.64	22.52	25.59	0.362		31.89	1.545	
	2462	19.66	19.81	22.75	0.188		29.05	0.804	
	2467	15.59	15.79	18.70	0.074		25.00	0.316	
	2472	13.55	13.83	16.70	0.047		23.00	0.200	

Note: The results have been included cable loss.

This test report may be reproduced in full only. The document may only be updated by Audix Technology Corp. personnel. Any changes will be noted in the Document History section of the report.

Audix Technology Corp.
No. 491, Zhongfu Rd., Linkou Dist.,
New Taipei City244, Taiwan
Tel: +886 2 26099301
Fax: +886 2 26099303

Mode	Centre Frequency (MHz)	Peak Output Power (dBm)		Total Peak Output Power		Antenna Gain (dBi)	Output Power (E.I.R.P.)		Limit
		Chain 0	Chain 1	(dBm)	(W)		(dBm)	(W)	
802.11ax-HE40	2422	20.67	20.74	23.72	0.236	6.3	30.02	1.005	<30dBm (1W) (Maximum Peak Output Power) <36dBm (4W) (E.I.R.P)
	2442	21.34	21.46	**24.41**	**0.276**		**30.71**	**1.178**	
	2452	20.35	20.46	23.42	0.220		29.72	0.938	
	2457	16.92	17.05	20.00	0.100		26.30	0.427	
	2462	13.18	13.33	16.27	0.042		22.57	0.181	

Note: The results have been included cable loss.

Mode	RU Configuration	Centre Frequency (MHz)	Peak Output Power (dBm)		Total Peak Output Power		Antenna Gain (dBi)	Output Power (E.I.R.P.)		Limit
			Chain 0	Chain 1	(dBm)	(W)		(dBm)	(W)	
802.11ax-HE20	26/0	2412	22.79	22.91	25.86	0.385	6.3	32.16	1.644	<30dBm (1W) (Maximum Peak Output Power) <36dBm (4W) (E.I.R.P)
	52/37		22.85	22.93	25.90	0.389		32.20	1.660	
	106/53		23.01	23.15	**26.09**	**0.406**		**32.39**	**1.734**	
	26/8	2472	18.68	18.72	21.71	0.148		28.01	0.632	
	52/40		19.21	19.18	22.21	0.166		28.51	0.710	
	106/54		19.25	19.19	**22.23**	**0.167**		**28.53**	**0.713**	

Note: The results have been included cable loss.

Mode	RU Configuration	Centre Frequency (MHz)	Peak Output Power (dBm)		Total Peak Output Power		Antenna Gain (dBi)	Output Power (E.I.R.P.)		Limit
			Chain 0	Chain 1	(dBm)	(W)		(dBm)	(W)	
802.11ax-HE40	242/61	2422	20.61	20.57	**23.60**	**0.229**	6.3	**29.90**	**0.977**	<30dBm (1W) (Maximum Peak Output Power) <36dBm (4W) (E.I.R.P)
	242/62	2467	20.08	20.02	**23.06**	**0.202**		**29.36**	**0.863**	

Note: The results have been included cable loss.

This test report may be reproduced in full only. The document may only be updated by Audix Technology Corp. personnel. Any changes will be noted in the Document History section of the report.

Audix Technology Corp.
No. 491, Zhongfu Rd., Linkou Dist.,
New Taipei City244, Taiwan

Tel: +886 2 26099301
Fax: +886 2 26099303

Mode	Centre Frequency (MHz)	Peak Output Power (dBm)		Max. Peak Output Power		Antenna Gain (dBi)	Output Power (E.I.R.P.)		Limit
		Chain 0	Chain 1	(dBm)	(W)		(dBm)	(W)	
BLE (1M)	2402	5.47	---	5.47	0.0035	6.3	11.77	0.0150	<30dBm (1W) (Maximum Peak Output Power) <36dBm (4W) (E.I.R.P)
	2440	5.60	---	5.60	0.0036		11.90	0.0155	
	2480	5.62	---	**5.62**	**0.0036**		**11.92**	**0.0156**	
BLE (2M)	2402	5.52	---	5.52	0.0036		11.82	0.0152	
	2440	5.56	---	5.56	0.0036		11.86	0.0153	
	2480	5.64	---	**5.64**	**0.0037**		**11.94**	**0.0156**	
BLE (PHY Coded S2)	2402	5.38	---	5.38	0.0035		11.68	0.0147	
	2440	5.52	---	5.52	0.0036		11.82	0.0152	
	2480	5.60	---	**5.60**	**0.0036**		**11.90**	**0.0155**	
BLE (PHY Coded S8)	2402	5.39	---	5.39	0.0035		11.69	0.0148	
	2440	5.53	---	5.53	0.0036		11.83	0.0152	
	2480	5.60	---	**5.60**	**0.0036**		**11.90**	0.0155	

Note: The results have been included cable loss.

This test report may be reproduced in full only. The document may only be updated by Audix Technology Corp. personnel. Any changes will be noted in the Document History section of the report.

Audix Technology Corp.
No. 491, Zhongfu Rd., Linkou Dist.,
New Taipei City244, Taiwan
Tel: +886 2 26099301
Fax: +886 2 26099303

A.4.2 Average Output Power (Reporting only)

- **SPOT CHECK Power**

Mode	Centre Frequency (MHz)	Average Output Power (dBm)		10log (1/X)	Max. Average Output Power	
		Chain 0	Chain 1		(dBm)	(W)
802.11b	2412	19.48	19.64	0	**19.64**	**0.092**
	2442	19.72	19.76		19.76	0.095
	2462	19.67	19.75		19.75	0.094
	2467	18.74	18.65		18.74	0.075
	2472	16.39	15.65		16.39	0.044

Mode	Centre Frequency (MHz)	Average Output Power (dBm)		10log (1/X)	Max. Average Output Power	
		Chain 0	Chain 1		(dBm)	(W)
802.11g	2412	16.56	16.95	0	16.95	0.050
	2417	18.48	18.58		18.58	0.072
	2442	19.24	19.26		**19.26**	**0.084**
	2457	18.14	18.39		18.39	0.069
	2462	16.35	16.61		16.61	0.046
	2467	14.21	14.28		14.28	0.027
	2472	11.09	11.31		11.31	0.014

Note: 1. The results have been included cable loss.

2. This device embedded with same radio transmitter with FCC ID: BEJNT-16Z90Q, IC: 2703H-16Z90Q. We did spot check for output power and all output power values keep identical thus we reuse all results except to E.I.R.P. test items.

This test report may be reproduced in full only. The document may only be updated by Audix Technology Corp. personnel. Any changes will be noted in the Document History section of the report.

Audix Technology Corp.
No. 491, Zhongfu Rd., Linkou Dist.,
New Taipei City244, Taiwan

Tel: +886 2 26099301
Fax: +886 2 26099303

Mode	Centre Frequency (MHz)	Average Output Power (dBm)		10log (1/X)	Total Average Output Power	
		Chain 0	Chain 1		(dBm)	(W)
802.11n-HT20	2412	15.54	14.84	0	18.21	0.066
	2417	16.23	16.32		19.29	0.085
	2422	17.38	17.45		20.43	0.110
	2442	19.02	19.11		**22.08**	**0.161**
	2457	17.67	17.84		20.77	0.119
	2462	14.28	14.43		17.37	0.055
	2467	10.61	10.54		13.59	0.023
	2472	7.72	7.68		10.71	0.012

Mode	Centre Frequency (MHz)	Average Output Power (dBm)		10log (1/X)	Total Average Output Power	
		Chain 0	Chain 1		(dBm)	(W)
802.11n-HT40	2422	13.89	14.03	0	16.97	0.050
	2442	14.73	14.84		17.80	**0.060**
	2452	13.91	13.68		16.81	0.048
	2457	11.07	11.04		14.07	0.026
	2467	6.34	6.49		9.43	0.009

Mode	Centre Frequency (MHz)	Average Output Power (dBm)		10log (1/X)	Total Average Output Power	
		Chain 0	Chain 1		(dBm)	(W)
802.11ax-HE20	2412	16.22	16.37	0	19.31	0.085
	2417	17.37	17.46		20.43	0.110
	2422	17.98	18.12		21.06	0.128
	2442	19.65	19.25		22.46	**0.176**
	2457	18.19	17.91		21.06	0.128
	2462	14.79	14.49		17.65	0.058
	2467	10.78	10.59		13.70	0.023
	2472	7.67	7.58		10.64	0.012

Note: 1. The results have been included cable loss.

2. This device embedded with same radio transmitter with FCC ID: BEJNT-16Z90Q, IC: 2703H-16Z90Q. We did spot check for output power and all output power values keep identical thus we reuse all results except to E.I.R.P. test items.

This test report may be reproduced in full only. The document may only be updated by Audix Technology Corp. personnel. Any changes will be noted in the Document History section of the report.

Audix Technology Corp.
No. 491, Zhongfu Rd., Linkou Dist.,
New Taipei City244, Taiwan

Tel: +886 2 26099301
Fax: +886 2 26099303

Mode	Centre Frequency (MHz)	Average Output Power (dBm)		10log (1/X)	Total Average Output Power	
		Chain 0	Chain 1		(dBm)	(W)
802.11ax-HE40	2422	13.84	13.79	0	16.83	0.048
	2442	14.56	14.65		17.62	**0.058**
	2452	13.69	13.46		16.59	0.046
	2457	10.92	10.81		13.88	0.024
	2467	6.85	6.52		9.70	0.009

Mode	RU Config	Centre Frequency (MHz)	Average Output Power (dBm)		10log (1/X)	Total Average Output Power	
			Chain 0	Chain 1		(dBm)	(W)
802.11ax-HE20	26/0	2412	18.85	17.90	0	21.41	0.138
	52/37		18.25	18.69		21.49	**0.141**
	106/53		18.10	18.26		21.19	0.132
	26/8	2472	5.62	5.00		8.33	0.007
	52/40		6.05	6.17		9.12	0.008
	106/54		6.11	6.25		9.19	0.008

Mode	RU Config	Centre Frequency (MHz)	Average Output Power (dBm)		10log (1/X)	Total Average Output Power	
			Chain 0	Chain 1		(dBm)	(W)
802.11ax-HE40	242/61	2422	16.18	15.33	0	18.79	**0.076**
	242/62	2467	8.16	8.44		11.31	0.014

Note: 1. The results have been included cable loss.

2. This device embedded with same radio transmitter with FCC ID: BEJNT-16Z90Q, IC: 2703H-16Z90Q. We did spot check for output power and all output power values keep identical thus we reuse all results except to E.I.R.P. test items.

This test report may be reproduced in full only. The document may only be updated by Audix Technology Corp. personnel. Any changes will be noted in the Document History section of the report.

Audix Technology Corp.
No. 491, Zhongfu Rd., Linkou Dist.,
New Taipei City244, Taiwan
Tel: +886 2 26099301
Fax: +886 2 26099303

- **FCC ID: BEJNT-16Z90Q & IC: 2703H-16Z90Q Output Power**

Test SKU: SKU #1

Mode	Centre Frequency (MHz)	Average Output Power (dBm)		10log (1/X)	Max. Average Output Power		Antenna Gain (dBi)	Average Output Power (E.I.R.P.)		Limit
		Chain 0	Chain 1		(dBm)	(W)		(dBm)	(W)	
802.11b	2412	19.91	19.94	0	**19.94**	**0.099**	3.2	**23.14**	**0.206**	<30dBm (1W) (Maximum Peak Output Power) <36dBm (4W) (E.I.R.P)
	2442	19.71	19.88		19.88	0.097		23.08	0.203	
	2462	19.78	19.92		19.92	0.098		23.12	0.205	
	2467	18.94	18.83		18.94	0.078		22.14	0.164	
	2472	16.75	15.81		16.75	0.047		19.95	0.099	

Note: The results have been included cable loss.

Mode	Centre Frequency (MHz)	Average Output Power (dBm)		10log (1/X)	Max. Average Output Power		Antenna Gain (dBi)	Average Output Power (E.I.R.P.)		Limit
		Chain 0	Chain 1		(dBm)	(W)		(dBm)	(W)	
802.11g	2412	16.80	17.17	0.143	17.17	0.052	3.2	20.37	0.109	<30dBm (1W) (Maximum Peak Output Power) <36dBm (4W) (E.I.R.P)
	2417	18.53	18.79		18.79	0.076		21.99	0.158	
	2442	19.29	19.46		**19.46**	**0.088**		**22.66**	**0.185**	
	2457	18.25	18.58		18.58	0.072		21.78	0.151	
	2462	16.45	16.69		16.69	0.047		19.89	0.097	
	2467	14.39	14.43		14.43	0.028		17.63	0.058	
	2472	11.43	11.36		11.43	0.014		14.63	0.029	

Mode	Centre Frequency (MHz)	Average Output Power (dBm)		10log (1/X)	Total Average Output Power		Antenna Gain (dBi)	Average Output Power (E.I.R.P.)		Limit
		Chain 0	Chain 1		(dBm)	(W)		(dBm)	(W)	
802.11n-HT20	2412	15.17	15.06	0	18.13	0.065	3.2	21.33	0.136	<30dBm (1W) (Maximum Peak Output Power) <36dBm (4W) (E.I.R.P)
	2417	16.52	16.58		19.56	0.090		22.76	0.189	
	2422	17.64	17.77		20.72	0.118		23.92	0.247	
	2442	19.22	19.31		**22.28**	**0.169**		**25.48**	**0.353**	
	2457	17.83	18.04		20.95	0.124		24.15	0.260	
	2462	14.60	14.56		17.59	0.057		20.79	0.120	
	2467	10.62	10.58		13.61	0.023		16.81	0.048	
	2472	7.51	7.73		10.63	0.012		13.83	0.024	

Note: The results have been included cable loss.

This test report may be reproduced in full only. The document may only be updated by Audix Technology Corp. personnel. Any changes will be noted in the Document History section of the report.

Audix Technology Corp.
No. 491, Zhongfu Rd., Linkou Dist.,
New Taipei City244, Taiwan
Tel: +886 2 26099301
Fax: +886 2 26099303

Mode	Centre Frequency (MHz)	Average Output Power (dBm)		10log (1/X)	Total Average Output Power		Antenna Gain (dBi)	Average Output Power (E.I.R.P.)		Limit
		Chain 0	Chain 1		(dBm)	(W)		(dBm)	(W)	
802.11n-HT40	2422	14.16	14.21	0	17.20	0.052	3.2	20.40	0.110	<30dBm (1W) (Maximum Peak Output Power) <36dBm (4W) (E.I.R.P)
	2442	14.89	14.97		**17.94**	**0.062**		**21.14**	**0.130**	
	2452	13.79	13.81		16.81	0.048		20.01	0.100	
	2457	10.64	10.77		13.72	0.024		16.92	0.049	
	2462	6.84	6.88		9.87	0.010		13.07	0.020	

Note: The results have been included cable loss.

Mode	Centre Frequency (MHz)	Average Output Power (dBm)		10log (1/X)	Total Average Output Power		Antenna Gain (dBi)	Average Output Power (E.I.R.P.)		Limit
		Chain 0	Chain 1		(dBm)	(W)		(dBm)	(W)	
802.11ax-HE20	2412	16.71	16.55	0	19.64	0.092	3.2	22.84	0.192	<30dBm (1W) (Maximum Peak Output Power) <36dBm (4W) (E.I.R.P)
	2417	17.91	17.80		20.87	0.122		24.07	0.255	
	2422	18.13	18.24		21.20	0.132		24.40	0.275	
	2442	19.74	19.73		**22.75**	**0.188**		**25.95**	**0.394**	
	2457	18.01	18.21		21.12	0.129		24.32	0.270	
	2462	14.56	14.68		17.63	0.058		20.83	0.121	
	2467	10.60	10.73		13.68	0.023		16.88	0.049	
	2472	7.53	7.77		10.66	0.012		13.86	0.024	

Note: The results have been included cable loss.

Mode	Centre Frequency (MHz)	Average Output Power (dBm)		10log (1/X)	Total Average Output Power		Antenna Gain (dBi)	Average Output Power (E.I.R.P.)		Limit
		Chain 0	Chain 1		(dBm)	(W)		(dBm)	(W)	
802.11ax-HE40	2422	14.01	14.05	0	17.04	0.051	3.2	20.24	0.106	<30dBm (1W) (Maximum Peak Output Power) <36dBm (4W) (E.I.R.P)
	2442	14.68	14.67		**17.69**	**0.059**		**20.89**	**0.123**	
	2452	13.61	13.67		16.65	0.046		19.85	0.097	
	2457	10.46	10.42		13.45	0.022		16.65	0.046	
	2462	6.92	6.84		9.89	0.010		13.09	0.020	

Note: The results have been included cable loss.

This test report may be reproduced in full only. The document may only be updated by Audix Technology Corp. personnel. Any changes will be noted in the Document History section of the report.

Audix Technology Corp.
No. 491, Zhongfu Rd., Linkou Dist.,
New Taipei City244, Taiwan
Tel: +886 2 26099301
Fax: +886 2 26099303

Mode	RU Config	Centre Frequency (MHz)	Average Output Power (dBm)		10log (1/X)	Total Average Output Power		Antenna Gain (dBi)	Average Output Power (E.I.R.P.)		Limit
			Chain 0	Chain 1		(dBm)	(W)		(dBm)	(W)	
802.11ax-HE20	26/0	2412	18.04	18.10	0	21.08	0.128	3.2	24.28	0.268	<30dBm (1W) (Maximum Peak Output Power) <36dBm (4W) (E.I.R.P)
	52/37		18.32	18.37		21.36	0.137		24.56	0.286	
	106/53		18.55	18.61		**21.59**	**0.144**		**24.79**	**0.301**	
	26/8	2472	5.62	5.47		8.56	0.007		11.76	0.015	
	52/40		6.08	6.21		9.16	0.008		12.36	0.017	
	106/54		6.08	6.37		**9.24**	**0.008**		**12.44**	**0.018**	

Note: The results have been included cable loss.

Mode	RU Config	Centre Frequency (MHz)	Average Output Power (dBm)		10log (1/X)	Total Average Output Power		Antenna Gain (dBi)	Average Output Power (E.I.R.P.)		Limit
			Chain 0	Chain 1		(dBm)	(W)		(dBm)	(W)	
802.11ax-HE40	242/61	2422	15.59	15.51	0	**18.56**	**0.072**	3.2	**21.76**	**0.150**	<30dBm (1W) (Maximum Peak Output Power) <36dBm (4W) (E.I.R.P)
	242/62	2462	8.15	7.96		**11.07**	**0.013**		**14.27**	**0.027**	

Note: The results have been included cable loss.

This test report may be reproduced in full only. The document may only be updated by Audix Technology Corp. personnel. Any changes will be noted in the Document History section of the report.

Audix Technology Corp.
No. 491, Zhongfu Rd., Linkou Dist.,
New Taipei City244, Taiwan

Tel: +886 2 26099301
Fax: +886 2 26099303

Test SKU: SKU #2

Mode	Centre Frequency (MHz)	Average Output Power (dBm)		10log (1/X)	Max. Average Output Power		Antenna Gain (dBi)	Average Output Power (E.I.R.P.)		Limit
		Chain 0	Chain 1		(dBm)	(W)		(dBm)	(W)	
802.11b	2412	19.91	19.94	0	**19.94**	**0.099**	6.3	**26.24**	**0.421**	<30dBm (1W) (Maximum Peak Output Power) <36dBm (4W) (E.I.R.P)
	2442	19.71	19.88		19.88	0.097		26.18	0.415	
	2462	19.78	19.92		19.92	0.098		26.22	0.419	
	2467	18.94	18.83		18.94	0.078		25.24	0.334	
	2472	16.75	15.81		16.75	0.047		23.05	0.202	

Note: The results have been included cable loss.

Mode	Centre Frequency (MHz)	Average Output Power (dBm)		10log (1/X)	Max. Average Output Power		Antenna Gain (dBi)	Average Output Power (E.I.R.P.)		Limit
		Chain 0	Chain 1		(dBm)	(W)		(dBm)	(W)	
802.11g	2412	16.80	17.17	0.143	17.17	0.052	6.3	23.47	0.222	<30dBm (1W) (Maximum Peak Output Power) <36dBm (4W) (E.I.R.P)
	2417	18.53	18.79		18.79	0.076		25.09	0.323	
	2442	19.29	19.46		**19.46**	**0.088**		**25.76**	**0.377**	
	2457	18.25	18.58		18.58	0.072		24.88	0.308	
	2462	16.45	16.69		16.69	0.047		22.99	0.199	
	2467	14.39	14.43		14.43	0.028		20.73	0.118	
	2472	11.43	11.36		11.43	0.014		17.73	0.059	

Mode	Centre Frequency (MHz)	Average Output Power (dBm)		10log (1/X)	Total Average Output Power		Antenna Gain (dBi)	Average Output Power (E.I.R.P.)		Limit
		Chain 0	Chain 1		(dBm)	(W)		(dBm)	(W)	
802.11n-HT20	2412	15.17	15.06	0	18.13	0.065	6.3	24.43	0.277	<30dBm (1W) (Maximum Peak Output Power) <36dBm (4W) (E.I.R.P)
	2417	16.52	16.58		19.56	0.090		25.86	0.385	
	2422	17.64	17.77		20.72	0.118		27.02	0.504	
	2442	19.22	19.31		**22.28**	**0.169**		**28.58**	**0.721**	
	2457	17.83	18.04		20.95	0.124		27.25	0.531	
	2462	14.60	14.56		17.59	0.057		23.89	0.245	
	2467	10.62	10.58		13.61	0.023		19.91	0.098	
	2472	7.51	7.73		10.63	0.012		16.93	0.049	

Note: The results have been included cable loss.

This test report may be reproduced in full only. The document may only be updated by Audix Technology Corp. personnel. Any changes will be noted in the Document History section of the report.

Audix Technology Corp.
No. 491, Zhongfu Rd., Linkou Dist.,
New Taipei City244, Taiwan
Tel: +886 2 26099301
Fax: +886 2 26099303

Mode	Centre Frequency (MHz)	Average Output Power (dBm)		10log (1/X)	Total Average Output Power		Antenna Gain (dBi)	Average Output Power (E.I.R.P.)		Limit
		Chain 0	Chain 1		(dBm)	(W)		(dBm)	(W)	
802.11n-HT40	2422	14.16	14.21	0	17.20	0.052	6.3	23.50	0.224	<30dBm (1W) (Maximum Peak Output Power) <36dBm (4W) (E.I.R.P)
	2442	14.89	14.97		**17.94**	**0.062**		**24.24**	**0.265**	
	2452	13.79	13.81		16.81	0.048		23.11	0.205	
	2457	10.64	10.77		13.72	0.024		20.02	0.100	
	2462	6.84	6.88		9.87	0.010		16.17	0.041	

Note: The results have been included cable loss.

Mode	Centre Frequency (MHz)	Average Output Power (dBm)		10log (1/X)	Total Average Output Power		Antenna Gain (dBi)	Average Output Power (E.I.R.P.)		Limit
		Chain 0	Chain 1		(dBm)	(W)		(dBm)	(W)	
802.11ax-HE20	2412	16.71	16.55	0	19.64	0.092	6.3	25.94	0.393	<30dBm (1W) (Maximum Peak Output Power) <36dBm (4W) (E.I.R.P)
	2417	17.91	17.80		20.87	0.122		27.17	0.521	
	2422	18.13	18.24		21.20	0.132		27.50	0.562	
	2442	19.74	19.73		**22.75**	**0.188**		**29.05**	**0.804**	
	2457	18.01	18.21		21.12	0.129		27.42	0.552	
	2462	14.56	14.68		17.63	0.058		23.93	0.247	
	2467	10.60	10.73		13.68	0.023		19.98	0.100	
	2472	7.53	7.77		10.66	0.012		16.96	0.050	

Note: The results have been included cable loss.

Mode	Centre Frequency (MHz)	Average Output Power (dBm)		10log (1/X)	Total Average Output Power		Antenna Gain (dBi)	Average Output Power (E.I.R.P.)		Limit
		Chain 0	Chain 1		(dBm)	(W)		(dBm)	(W)	
802.11ax-HE40	2422	14.01	14.05	0	17.04	0.051	6.3	23.34	0.216	<30dBm (1W) (Maximum Peak Output Power) <36dBm (4W) (E.I.R.P)
	2442	14.68	14.67		**17.69**	**0.059**		**23.99**	**0.251**	
	2452	13.61	13.67		16.65	0.046		22.95	0.197	
	2457	10.46	10.42		13.45	0.022		19.75	0.094	
	2462	6.92	6.84		9.89	0.010		16.19	0.042	

Note: The results have been included cable loss.

This test report may be reproduced in full only. The document may only be updated by Audix Technology Corp. personnel. Any changes will be noted in the Document History section of the report.

Audix Technology Corp.
No. 491, Zhongfu Rd., Linkou Dist.,
New Taipei City244, Taiwan
Tel: +886 2 26099301
Fax: +886 2 26099303

Mode	RU Config	Centre Frequency (MHz)	Average Output Power (dBm)		10log (1/X)	Total Average Output Power		Antenna Gain (dBi)	Average Output Power (E.I.R.P.)		Limit
			Chain 0	Chain 1		(dBm)	(W)		(dBm)	(W)	
802.11ax-HE20	26/0	2412	18.04	18.10	0	21.08	0.128	6.3	27.38	0.547	<30dBm (1W) (Maximum Peak Output Power) <36dBm (4W) (E.I.R.P)
	52/37		18.32	18.37		21.36	0.137		27.66	0.583	
	106/53		18.55	18.61		**21.59**	**0.144**		**27.89**	**0.615**	
	26/8	2472	5.62	5.47		8.56	0.007		14.86	0.031	
	52/40		6.08	6.21		9.16	0.008		15.46	0.035	
	106/54		6.08	6.37		**9.24**	**0.008**		**15.54**	**0.036**	

Note: The results have been included cable loss.

Mode	RU Config	Centre Frequency (MHz)	Average Output Power (dBm)		10log (1/X)	Total Average Output Power		Antenna Gain (dBi)	Average Output Power (E.I.R.P.)		Limit
			Chain 0	Chain 1		(dBm)	(W)		(dBm)	(W)	
802.11ax-HE40	242/61	2422	15.59	15.51	0	**18.56**	**0.072**	6.3	**24.86**	**0.306**	<30dBm (1W) (Maximum Peak Output Power) <36dBm (4W) (E.I.R.P)
	242/62	2462	8.15	7.96		**11.07**	**0.013**		**17.37**	**0.055**	

Note: The results have been included cable loss.

This test report may be reproduced in full only. The document may only be updated by Audix Technology Corp. personnel. Any changes will be noted in the Document History section of the report.

Audix Technology Corp.
No. 491, Zhongfu Rd., Linkou Dist.,
New Taipei City244, Taiwan

Tel: +886 2 26099301
Fax: +886 2 26099303

A.4.3 Measurement Plots

- **FCC ID: BEJNT-16Z90Q & IC: 2703H-16Z90Q Output Power**

BLE	
1M	2M
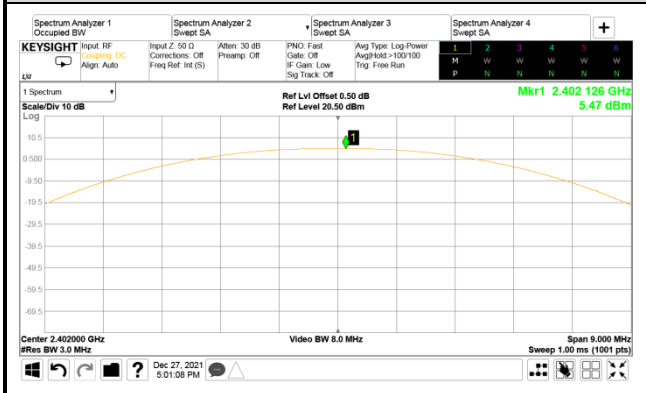	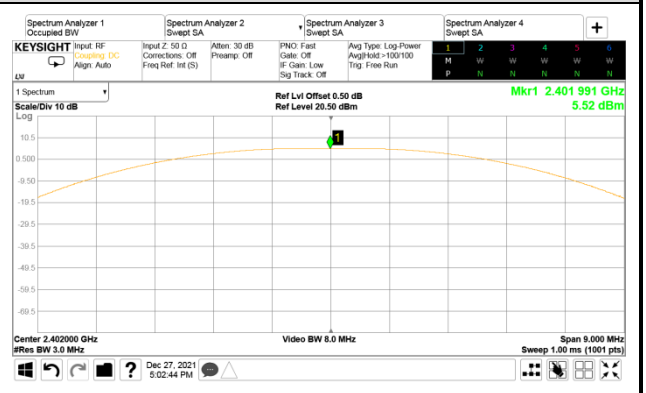
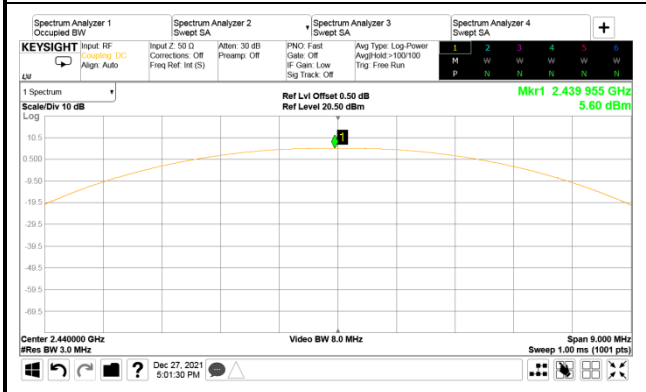	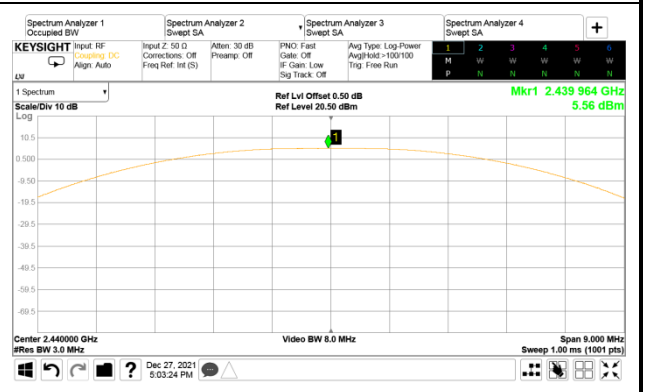
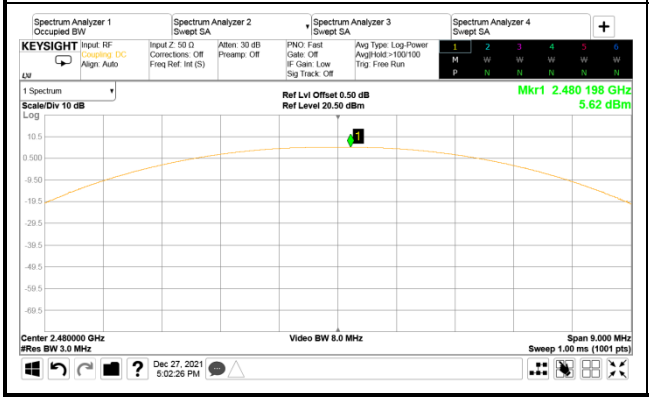	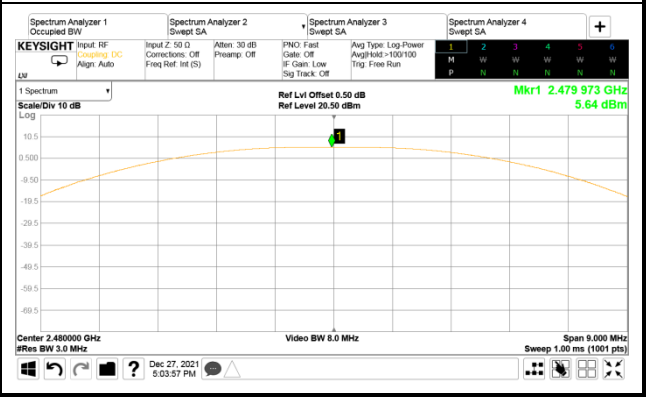

This test report may be reproduced in full only. The document may only be updated by Audix Technology Corp. personnel. Any changes will be noted in the Document History section of the report.

Audix Technology Corp.
No. 491, Zhongfu Rd., Linkou Dist.,
New Taipei City244, Taiwan

Tel: +886 2 26099301
Fax: +886 2 26099303

BLE	
PHY Coded S2	PHY Coded S8
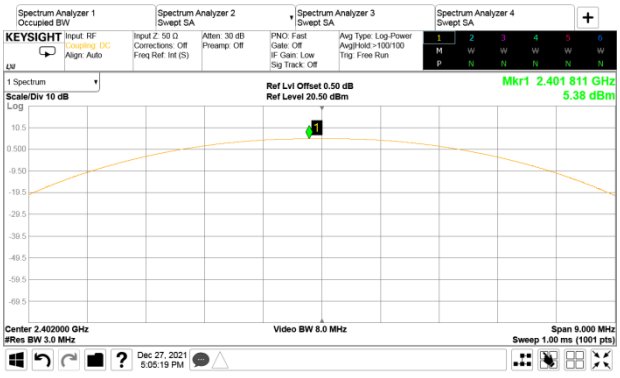	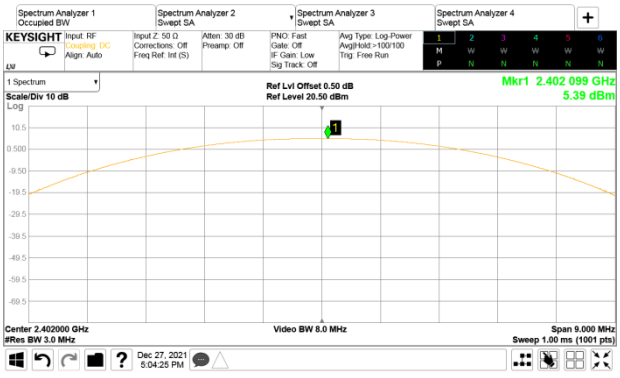
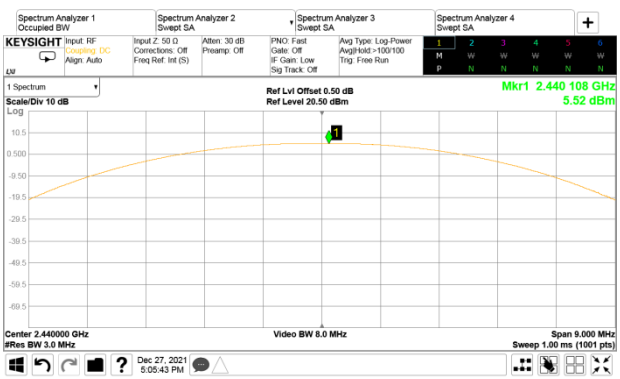	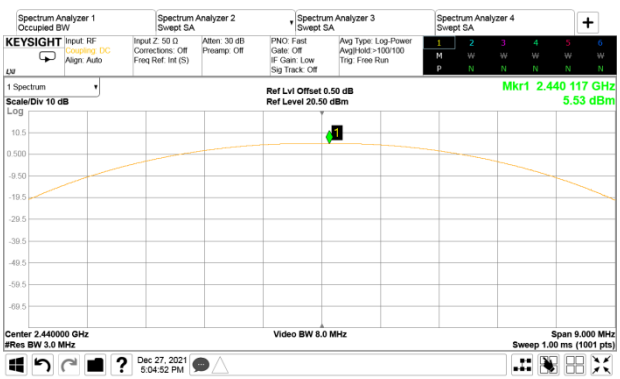
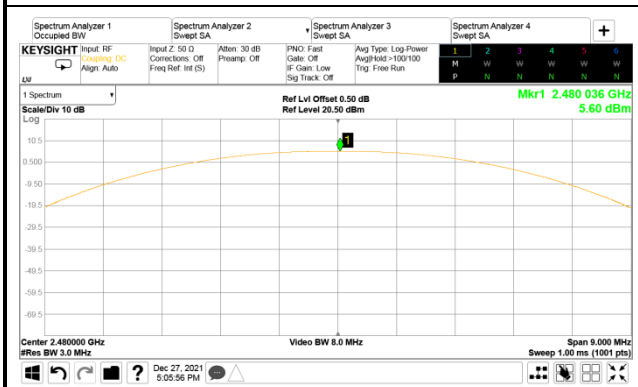	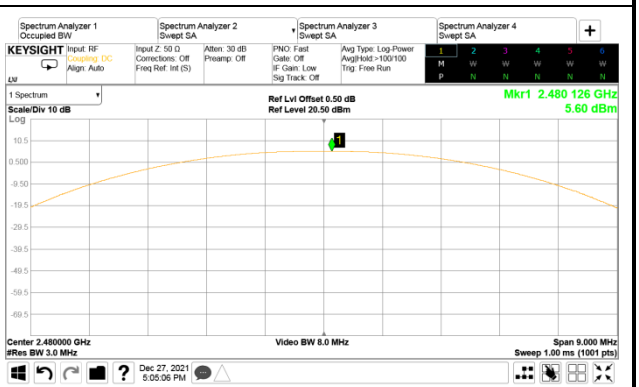

This test report may be reproduced in full only. The document may only be updated by Audix Technology Corp. personnel. Any changes will be noted in the Document History section of the report.

Audix Technology Corp.
No. 491, Zhongfu Rd., Linkou Dist.,
New Taipei City244, Taiwan

Tel: +886 2 26099301
Fax: +886 2 26099303

A.5 EMISSION LIMITATIONS

Test Date	2021/12/27	Temp./Hum.	14℃/70%
Cable Loss	0.50dB	Test Voltage	AC 120V, 60Hz (via AC Adapter)
Mode	802.11b	Tested By	Kuper Hsu
Frequency	TX 2412MHz		
Simultaneous Factor10 log(n) (Note: “n” is antenna number)			0

Reference Level

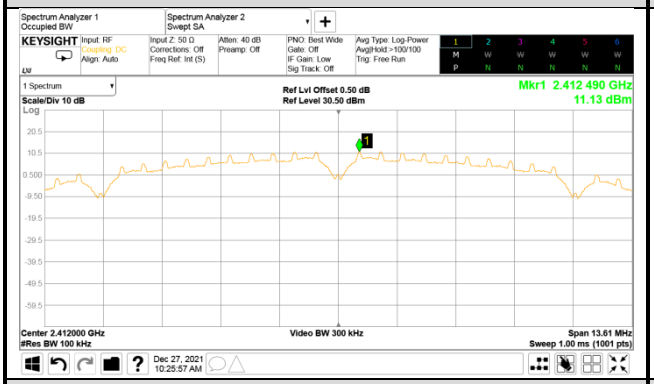

30MHz – 8GHz

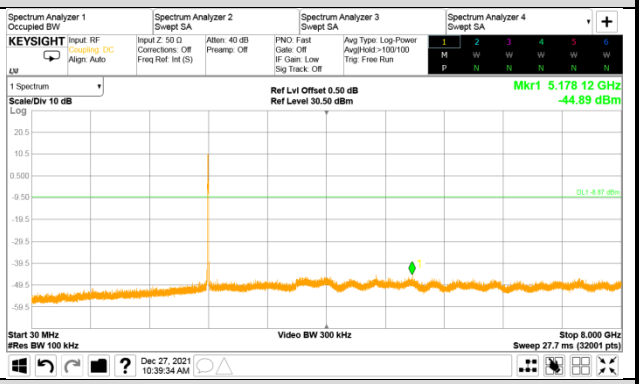

Band Edge

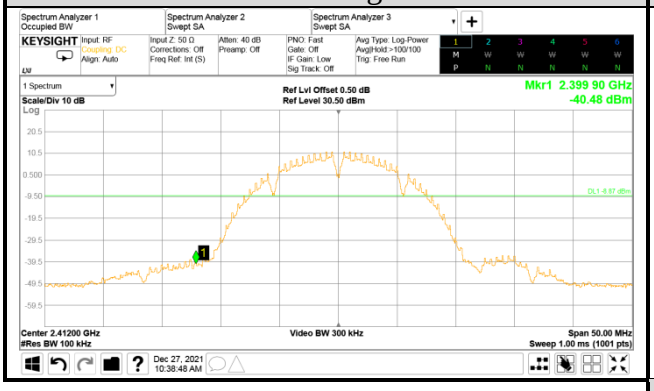

8GHz – 15GHz

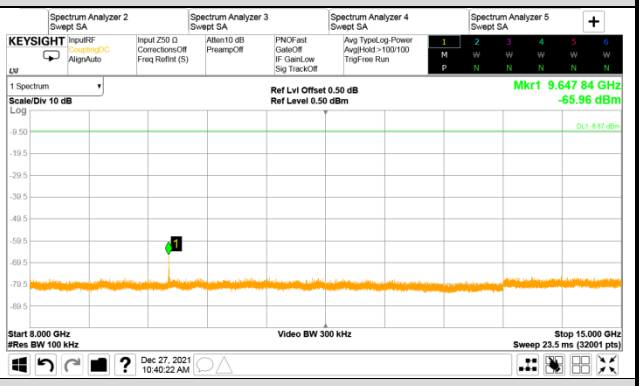

15GHz – 25GHz

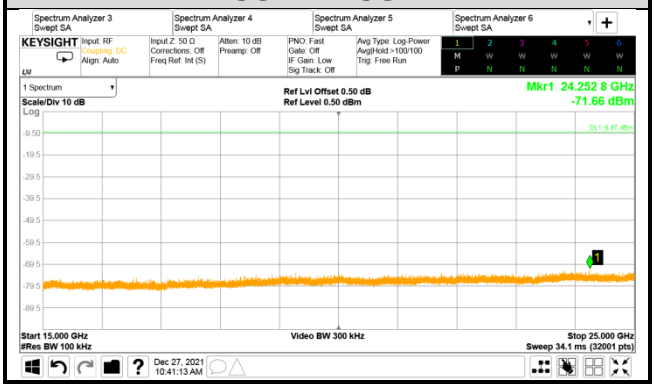

This test report may be reproduced in full only. The document may only be updated by Audix Technology Corp. personnel. Any changes will be noted in the Document History section of the report.

Audix Technology Corp.
No. 491, Zhongfu Rd., Linkou Dist.,
New Taipei City244, Taiwan

Tel: +886 2 26099301
Fax: +886 2 26099303

Test Date	2021/12/27	Temp./Hum.	14°C/70%
Cable Loss	0.50dB	Test Voltage	AC 120V, 60Hz (via AC Adapter)
Mode	802.11b	Tested By	Kuper Hsu
Frequency	TX 2442MHz		
Simultaneous Factor10 log(n) (Note: "n" is antenna number)			0

Reference Level

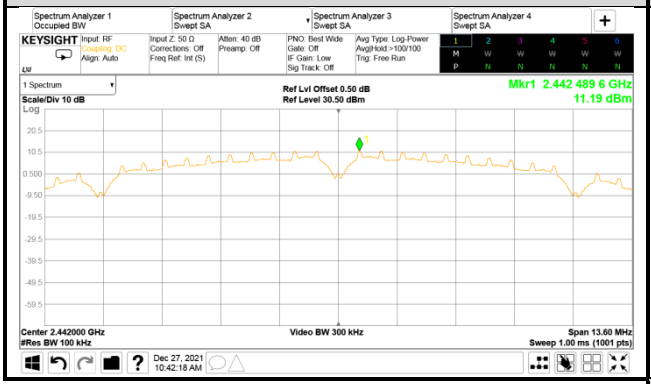

30MHz – 8GHz

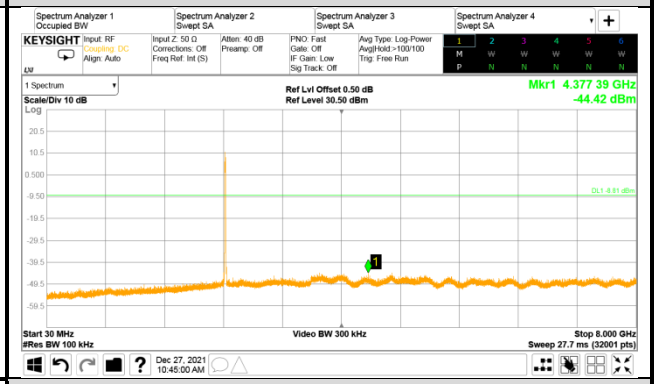

8GHz – 15GHz

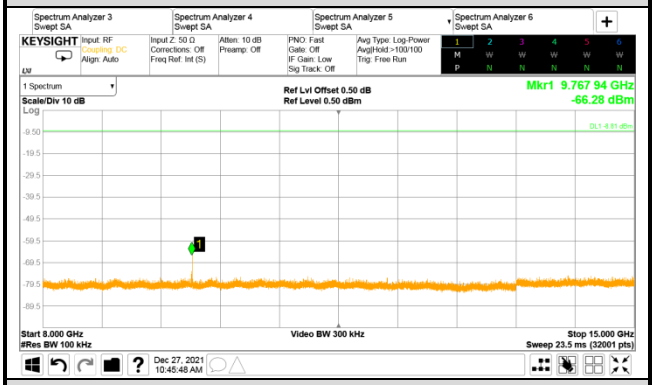

15GHz – 25GHz

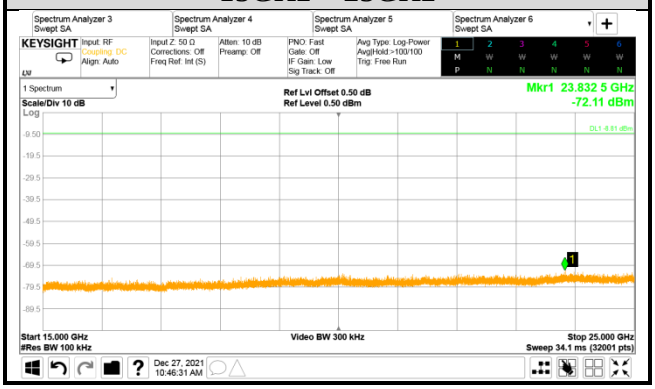

This test report may be reproduced in full only. The document may only be updated by Audix Technology Corp. personnel. Any changes will be noted in the Document History section of the report.

Audix Technology Corp.
No. 491, Zhongfu Rd., Linkou Dist.,
New Taipei City244, Taiwan

Tel: +886 2 26099301
Fax: +886 2 26099303

Test Date	2021/12/27	Temp./Hum.	14°C/70%
Cable Loss	0.50dB	Test Voltage	AC 120V, 60Hz (via AC Adapter)
Mode	802.11b	Tested By	Kuper Hsu
Frequency	TX 2462MHz		
Simultaneous Factor10 log(n) (Note: "n" is antenna number)			0

Reference Level

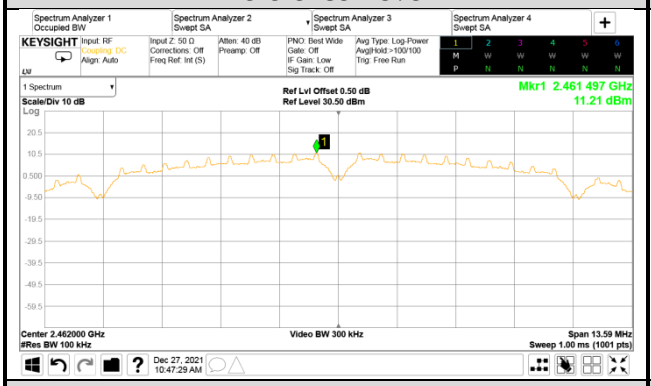

30MHz – 8GHz

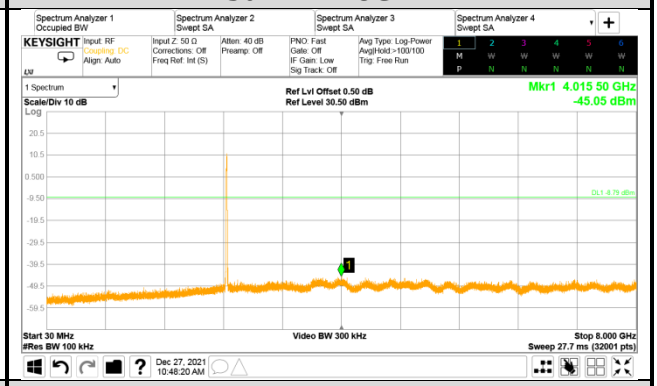

Band Edge

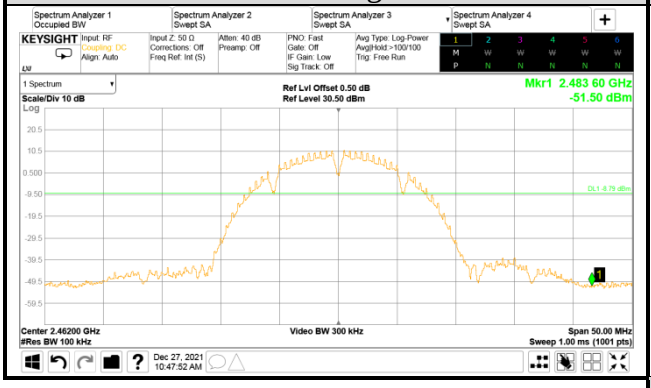

8GHz – 15GHz

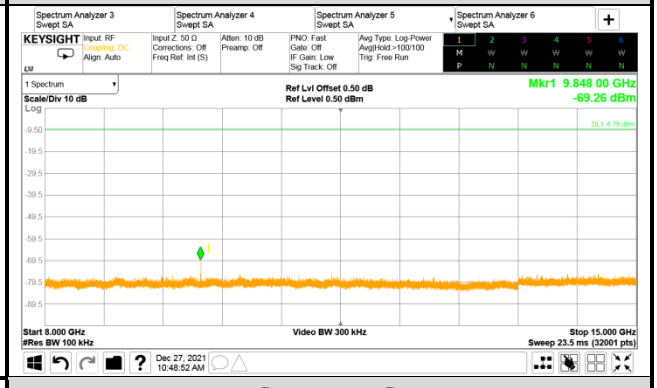

15GHz – 25GHz

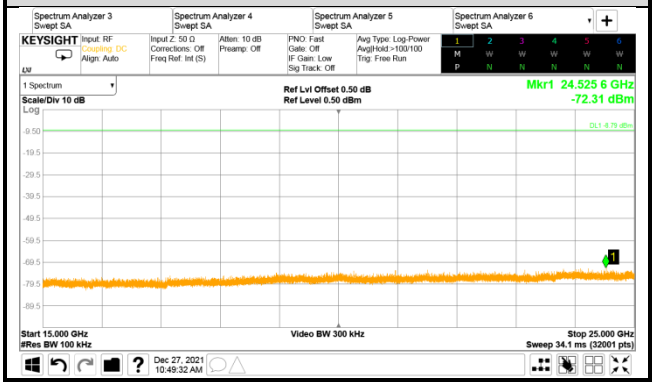

This test report may be reproduced in full only. The document may only be updated by Audix Technology Corp. personnel. Any changes will be noted in the Document History section of the report.

Audix Technology Corp.
No. 491, Zhongfu Rd., Linkou Dist.,
New Taipei City244, Taiwan

Tel: +886 2 26099301
Fax: +886 2 26099303

Test Date	2021/12/27	Temp./Hum.	14°C/70%
Cable Loss	0.50dB	Test Voltage	AC 120V, 60Hz (via AC Adapter)
Mode	802.11b	Tested By	Kuper Hsu
Frequency	TX 2472MHz		
Simultaneous Factor10 log(n) (Note: "n" is antenna number)			0

Reference Level

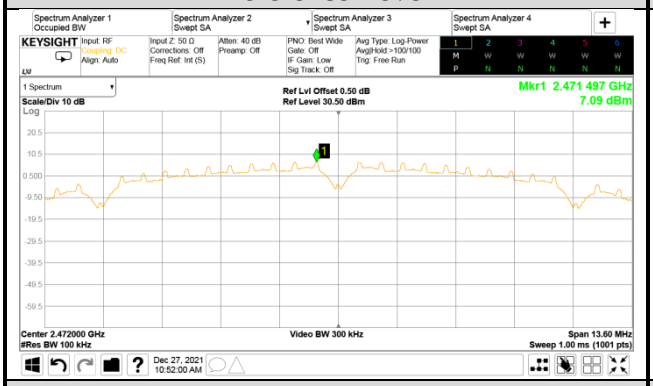

30MHz – 8GHz

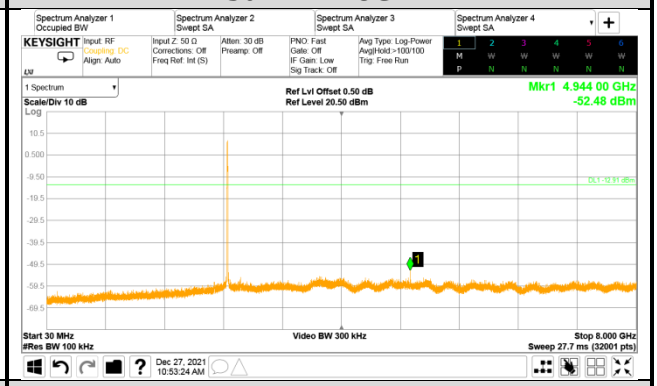

Band Edge

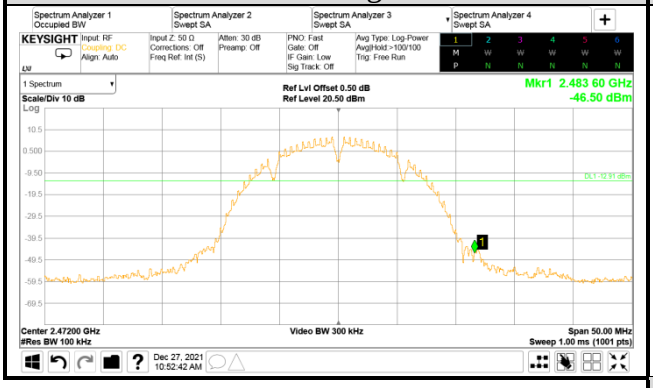

8GHz – 15GHz

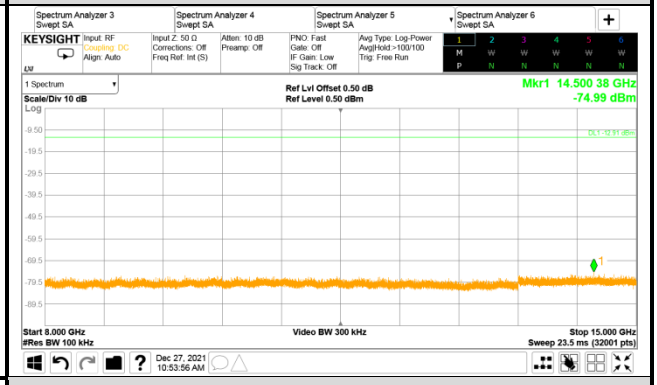

15GHz – 25GHz

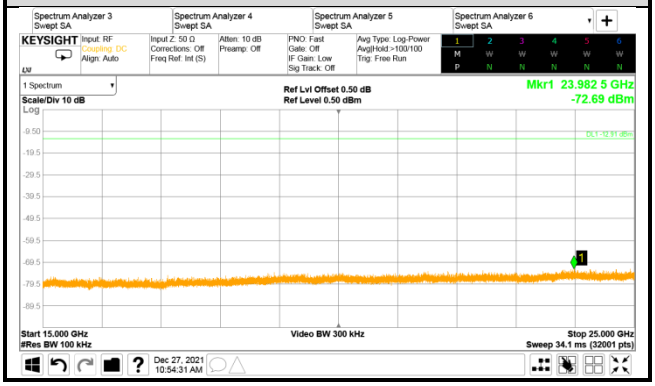

This test report may be reproduced in full only. The document may only be updated by Audix Technology Corp. personnel. Any changes will be noted in the Document History section of the report.

Audix Technology Corp.
No. 491, Zhongfu Rd., Linkou Dist.,
New Taipei City244, Taiwan

Tel: +886 2 26099301
Fax: +886 2 26099303

Test Date	2021/12/27	Temp./Hum.	14°C/70%
Cable Loss	0.50dB	Test Voltage	AC 120V, 60Hz (via AC Adapter)
Mode	802.11g	Tested By	Kuper Hsu
Frequency	TX 2412MHz		
Simultaneous Factor10 log(n) (Note: "n" is antenna number)			0

Reference Level

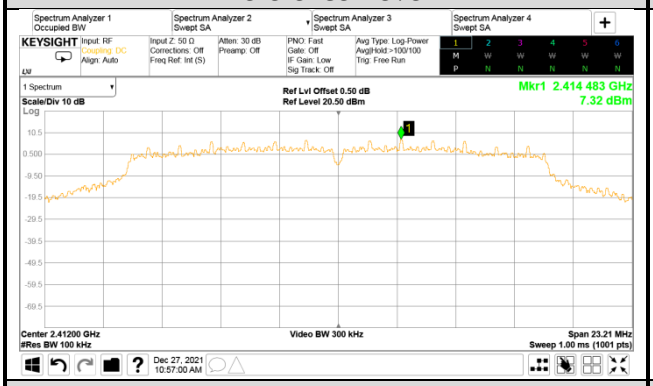

30MHz – 8GHz

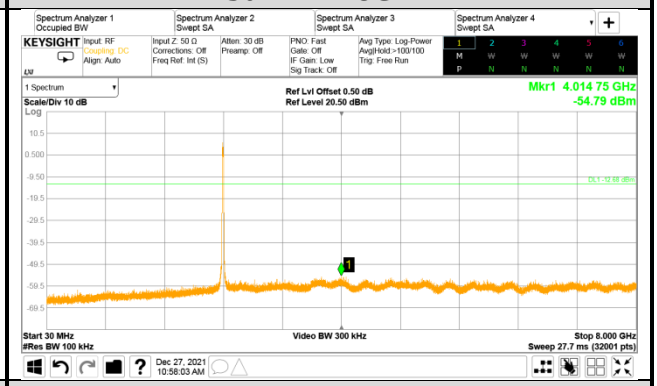

Band Edge

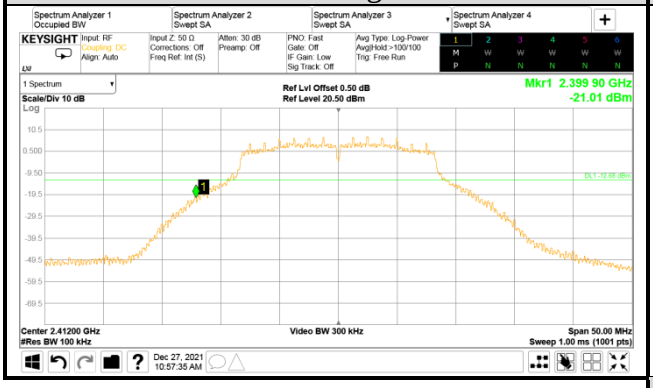

8GHz – 15GHz

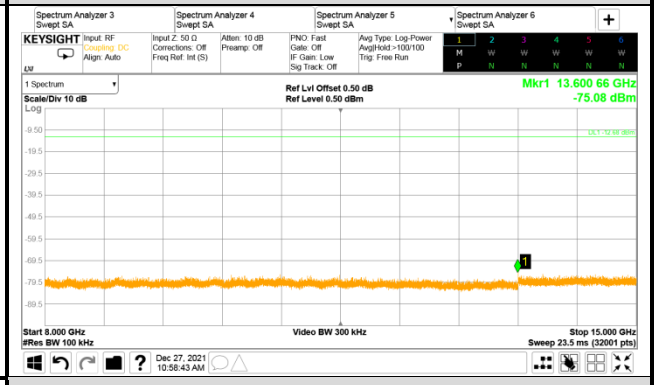

15GHz – 25GHz

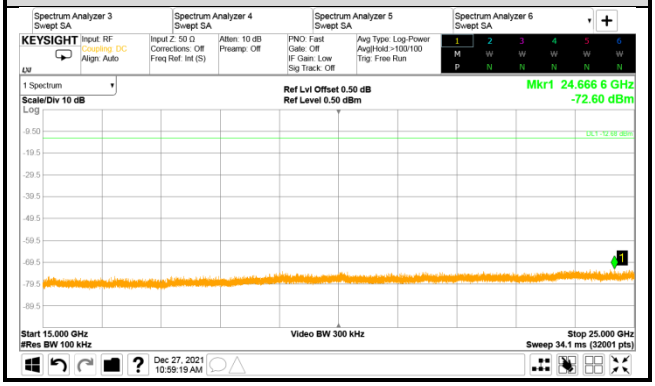

This test report may be reproduced in full only. The document may only be updated by Audix Technology Corp. personnel. Any changes will be noted in the Document History section of the report.

Audix Technology Corp.
No. 491, Zhongfu Rd., Linkou Dist.,
New Taipei City244, Taiwan

Tel: +886 2 26099301
Fax: +886 2 26099303

Test Date	2021/12/27	Temp./Hum.	14°C/70%
Cable Loss	0.50dB	Test Voltage	AC 120V, 60Hz (via AC Adapter)
Mode	802.11g	Tested By	Kuper Hsu
Frequency	TX 2442MHz		
Simultaneous Factor10 log(n) (Note: "n" is antenna number)			0

Reference Level

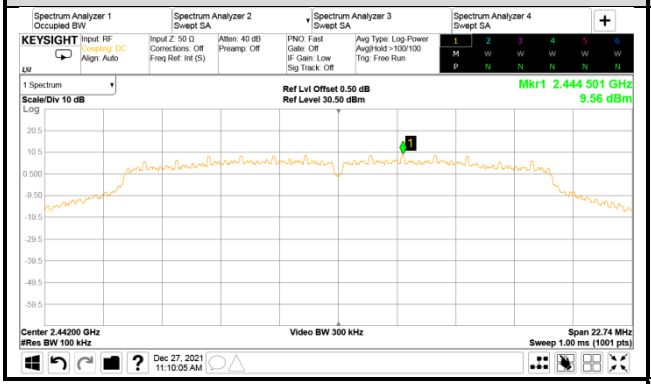

30MHz – 8GHz

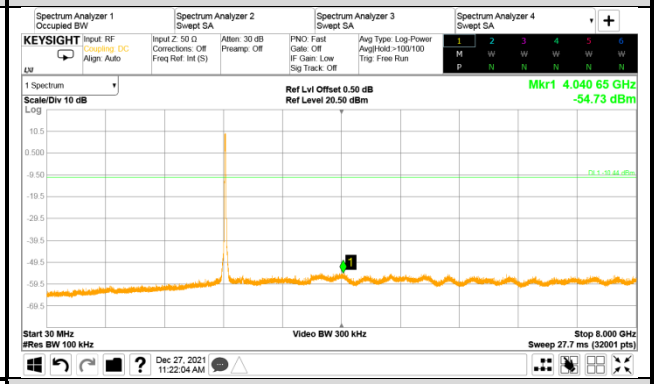

8GHz – 15GHz

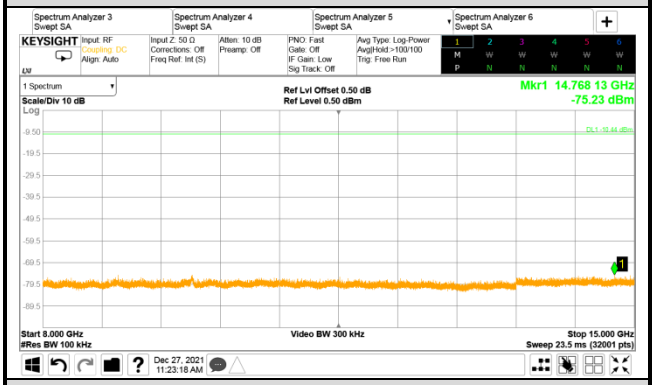

15GHz – 25GHz

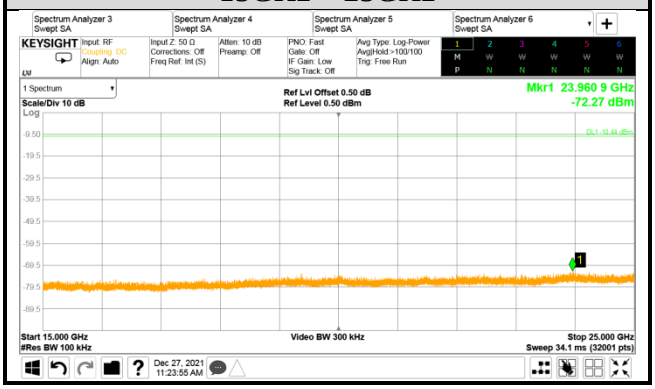

This test report may be reproduced in full only. The document may only be updated by Audix Technology Corp. personnel. Any changes will be noted in the Document History section of the report.

Audix Technology Corp.
No. 491, Zhongfu Rd., Linkou Dist.,
New Taipei City244, Taiwan

Tel: +886 2 26099301
Fax: +886 2 26099303

Test Date	2021/12/27	Temp./Hum.	14°C/70%
Cable Loss	0.50dB	Test Voltage	AC 120V, 60Hz (via AC Adapter)
Mode	802.11g	Tested By	Kuper Hsu
Frequency	TX 2462MHz		
Simultaneous Factor10 log(n) (Note: "n" is antenna number)			0

Reference Level

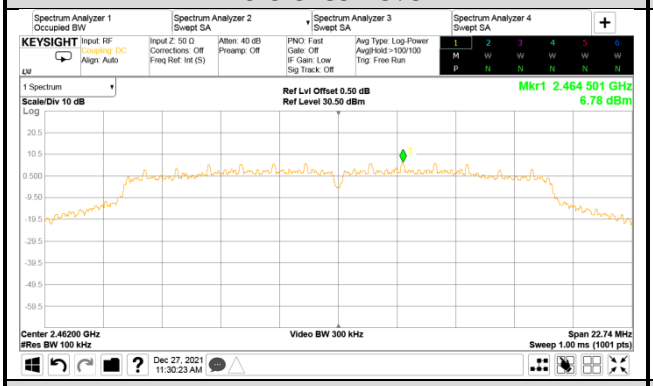

30MHz – 8GHz

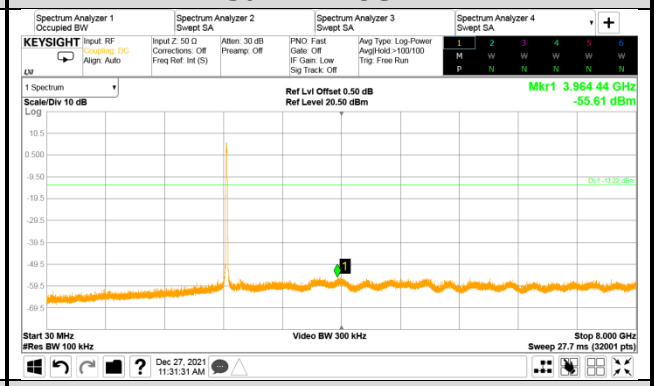

Band Edge

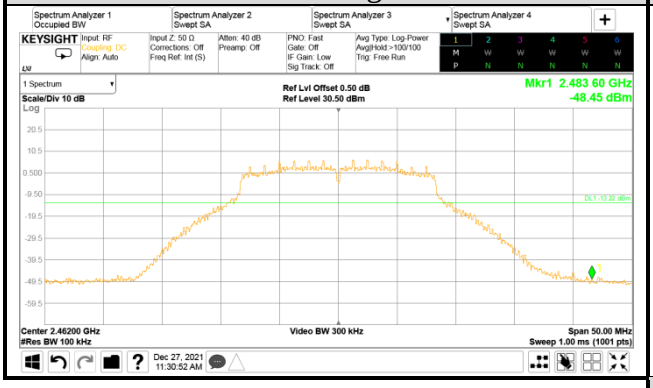

8GHz – 15GHz

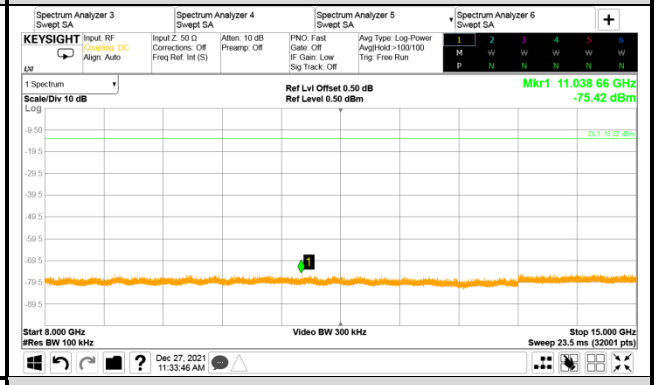

15GHz – 25GHz

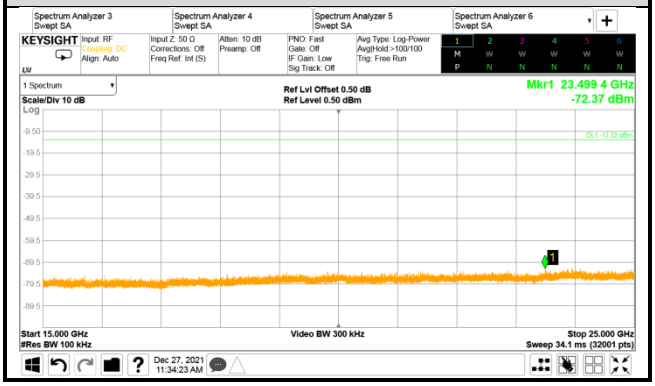

This test report may be reproduced in full only. The document may only be updated by Audix Technology Corp. personnel. Any changes will be noted in the Document History section of the report.

Audix Technology Corp.
No. 491, Zhongfu Rd., Linkou Dist.,
New Taipei City244, Taiwan

Tel: +886 2 26099301
Fax: +886 2 26099303

Test Date	2021/12/27	Temp./Hum.	14°C/70%
Cable Loss	0.50dB	Test Voltage	AC 120V, 60Hz (via AC Adapter)
Mode	802.11g	Tested By	Kuper Hsu
Frequency	TX 2472MHz		
Simultaneous Factor10 log(n) (Note: "n" is antenna number)			0

Reference Level

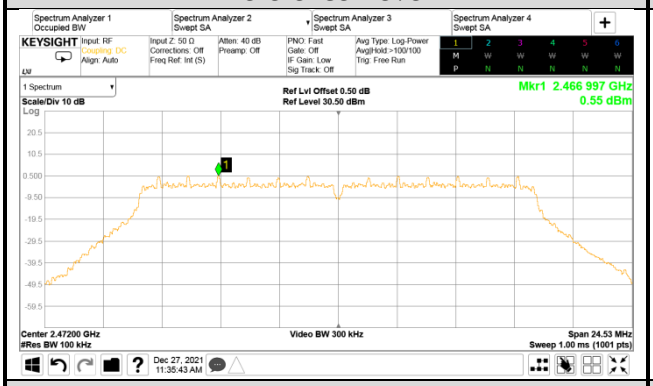

30MHz – 8GHz

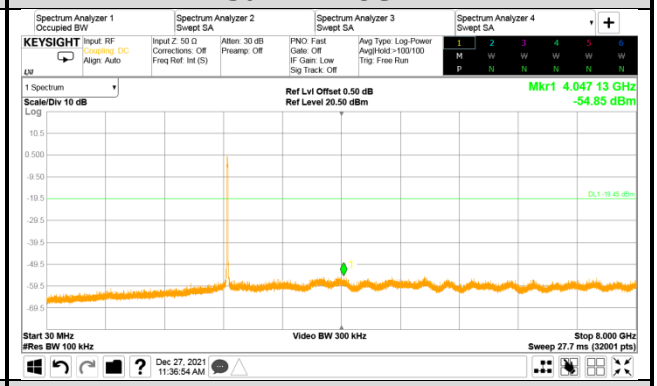

Band Edge

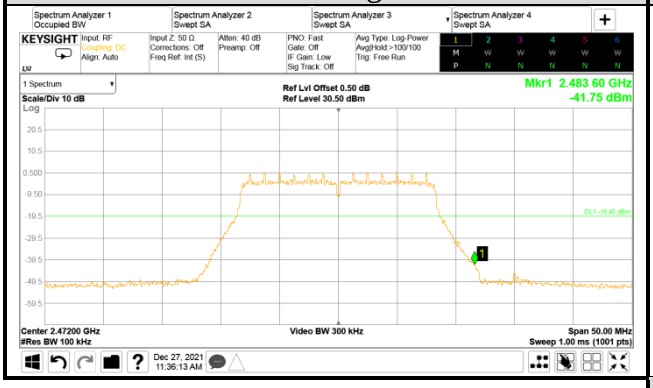

8GHz – 15GHz

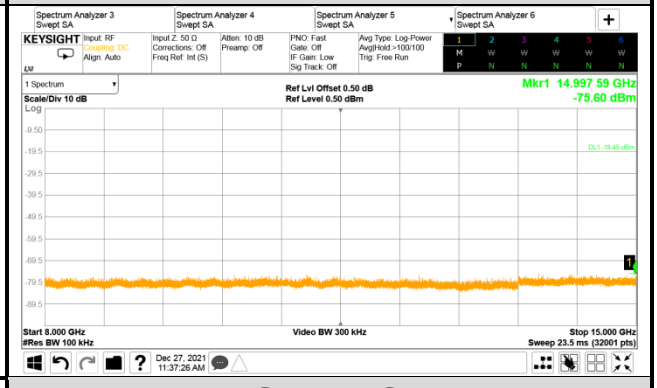

15GHz – 25GHz

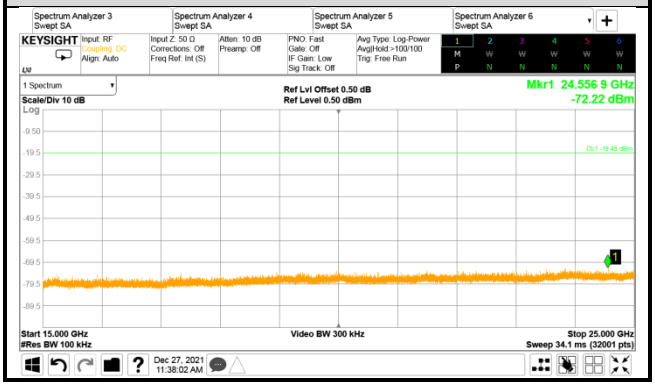

This test report may be reproduced in full only. The document may only be updated by Audix Technology Corp. personnel. Any changes will be noted in the Document History section of the report.